

**ORGANIZATIONAL MAINTENANCE
REPAIR PARTS AND SPECIAL TOOLS LIST**

FOR

COMMUNICATIONS TERMINAL

AN/TRC-1 79(V)1

(NSN 5895-01-156-0411) (EIC: LMB)

AND

COMMUNICATIONS TERMINAL

AN/TRC-1 79(V)3

(NSN 5895-01-202-8672) (EIC: N/A)

This publication is required for official use of for administrative or operational purposes only. Distribution is limited to US Government agencies. Other requests for this document must be referred to Commander, US Army Communications-Electronics Command and Fort Monmouth, ATTN: AMSEL-LC-LM-LT, Fort Monmouth, New Jersey 07703-5007.

DESTRUCTION NOTICE - Destroy by any method that will prevent disclosure of contents or reconstruction of the document.

Technical Manual
 No.11-5895-1218-20P
 NAVY EE150-LQ-MIB-010/W110-TRC179V1
 Technical Order
 No.31R2-2TRC179-24

DEPARTMENTS OF THE ARMY
 THE NAVY, AND THE AIR FORCE
 Washington, DC, 15 January 1992

ORGANIZATIONAL MAINTENANCE
 REPAIR PARTS AND SPECIAL TOOLS LIST
 FOR
 COMMUNICATIONS TERMINAL AN/TRC-179(V)11
 (NSN 5895-01-156-0411) (EIC: LMB)
 AND
 COMMUNICATIONS TERMINAL AN/TRC-179(V)3
 (NSN 5895-01-202-8972) (EIC: N/A)

Current as of 15 October1991

REPORTING ERRORS AND RECOMMENDING IMPROVEMENTS

You can help improve this manual. If you find any mistakes or if you know of a way to improve the procedures, please let us know. Mail your letter, DA Form 2028 (Recommended Changes to Publications and Blank Forms), or DA Form 2028-2 located in back of this manual direct to: Commander, US Army Communications-Electronics Command and Fort Monmouth, ATTN: AMSEL-LC-LM-LT Fort Monmouth, New Jersey 07703-5007.

For Air Force, submit AFTO Form 22 (Technical Order System Publication Improvement Report and Reply) in accordance with paragraph 6-5, Section VI, T.O.00-5-1. Forward direct to prime ALC/MST.

For Navy, mail comments to the Commander, Space and Naval Warfare Systems Command, ATTN: SPAWAR 8122, Washington, DC 20363-5100.

In either case, a reply will be furnished direct to you.

TABLE OF CONTENTS

		Page	Illus Figure
Section	I. Introduction	1	
	II. Repair Parts List	1-1	
Group	00 Communications Terminal AN/TRC-179(V)1 (A3023742)	1-1	1
	01 Antenna, Broadband AS-3791/G (A3023748)	2-1	2
	0101 Support Plate Assembly, Balun (A3032702) (no parts authorized) 010101 Balun Assembly (A3032650) (no parts authorized)		

TABLE OF CONTENTS - Continued

	Page	Illus Figure
Group 0102 Base Plate Assembly (A3032633)	5-1	5
0103 Leg Assembly, Section No.4 (A3032630) (no parts authorized)		
0104 Leg Assembly, Section Nos.2 & 3 (A3032636) (no parts authorized)		
0105 Wire Reel Assembly, #1 (A3032718).....	8-1	8
0106 Wire Reel Assembly, #2 (A3032719).....	9-1	9
02 Broadband Antenna Cable CG-3874/TRC-179(V) (A3023753)		
03 Cable Assembly, Power CX-13355/TRC-179(V) (A3023754)	11-1	11
04 Receiver-Transmitter RT-1512/G (A3023756) (refer to TM 11-5895-1303-24P)		
05 Receiver, Radio R-2322/G (A3023757) (refer to TM 11-5895-1310-24P)		
06 Power Amplifier AM-7296/G (A3023758) (refer to TM 11-5895-1304-24P)		
07 Power Supply PP-8097/G (A3023759) (refer to TM 11-5895-1311-24P)		
08 Tuning Unit, Pre-Post Selector TN-612/G (A3023760) (refer to TM 11-5895-1305-24P)		
09 Tuner, Radio Frequency TN-611/G (A3023761) (refer to TM 11-5985-377-24P)		
10 Oscillator, Frequency Reference 0-1836/G (A3023762) (refer to TM 11-5895-1312-24P)		
11 Computer, Digital AN/UYK-42(V)4 (A3023763) (refer to TM 11-5895-1308-24P)		
12 Interface Unit, Control J-4406/G (A3023764) (refer to TM 11-5895-1313-24P)		
13 Memory Unit, Magnetic Tape MU-859/G (A3023765) (refer to TM 11-5985-1335-24&P)		
14 Shelter Assembly A28, (3023767)	12-1	12
1401 Power Distribution Monitor Panel SB-4283/TRC-179(V), A28A8, (A3023775) (no parts authorized)		
140101 Front Panel Assembly (A3032423) (no parts authorized)		
140102 Power Entry Chassis Assembly (A3032426) (no parts authorized)		
14010201 Meter Control CCA (A3032460) (no parts authorized)		
14010202 Switch Assembly, Function (A3033962) (no parts authorized)		
1402 Chair Assembly, Operator (A3086520) (no parts authorized)		
1403 Shelter Assembly (A3023781) (no parts authorized)		

TABLE OF CONTENTS - Continued

Group		Illus Page	Figure
	140301 Shelter Assembly, Non-Expandable S-711/TRC-179(V) (A3023789) (refer to TM 11-5411-215-14P for parts)		
	140302 Mounting Bracket (A3028161) (no parts authorized)		
	140303 Fan Assembly, Fresh Air Supply A28A53 (A3034697) (no parts authorized)		
	14030301 Fan Housing Assembly (A3034696) (no parts authorized)		
	14030302 Fan Housing (A3086375) (no parts authorized)		
	140304 DC Power Entry Panel (A3023772) (no parts authorized)		
	14030401 Cable Assembly Electrical (A3034228) (no parts authorized)		
	140305 Mount, Field Phone (A3028171) (no parts authorized)		
	140306 Inverter Plate (A3034243) (no parts authorized)		
	140307 Filter/Switch Assembly, Broad- band Antenna (A3023771) (no parts authorized)		
	14030701 Broadband Filter Plate (A3079156) (no parts authorized)		
	140308 KG-84A Tray Assembly (A3034282) (no parts authorized)		
	140309 Panel Assembly, Signal Distribution (A3028578) (no parts authorized)		
	140310 Cable Assembly, Power (A3029088) (no parts authorized)		
	140311 EMP Telephone CCA A28A57, A28A58 (A3029059) (no parts authorized)		
	140312 Cable Assembly Electrical (A3029059) (no parts authorized)		
1404	Storage Rack Assembly (A3023782) (no parts authorized)		
1405	High Frequency Rack A28A1 (A3023783) (no parts authorized)		
	140501 Storage Drawer (A3028109) (no parts authorized)		
	140502 Mounting Tray Assembly (A3028108-2) (no parts authorized)		
	140503 HF Rack Junction Module A28A1A17, (A3028186) (no parts authorized)		
	140504 BITE Assembly, RF A28A1A18, (A3028506) (no parts authorized)		
	14050401 RF BITE Chassis Assembly (A3028756) (no parts authorized)		

TABLE OF CONTENTS - Continued

Group		Illus Page	Figure
	140505 Mounting Bracket Assembly (A3086585) (no parts authorized)		
	140506 Mounting Bracket Assembly (A3086560) (no parts authorized)		
	140507 Mounting Tray Assembly (A3028108-3) (no parts authorized)		
1406	Control Rack, Elect.(A3023785) (no parts authorized)		
	140601 Mounting Tray Assembly, KG-84 (A3028118) (no parts authorized)		
	140602 Tray Assembly, CPU (A3025975) (no parts authorized)		
	140603 Mounting Tray Assembly (A3028117) (no parts authorized)		
	140604 Tray Assembly, Rcvr./Xmtr. (A3028116) (no parts authorized)		
	140605 Junction Module Assy. (A3028184) (no parts authorized)		
1407	Power Supply, AC Conditioner PP-8104/G A28PS1, (A3023786) (no parts authorized)		
	140701 Subassembly, Prime Power Conditioner (A3024754) (no parts authorized)		
	14070101 CCA, AC Entry A28PS1A1A1 (A3024756) (no parts authorized)		
	14070102 Subassembly, Prime Power Conditioner (A3025856) (no parts authorized)		
	1407010201 Chassis Assembly (A3034091) (no parts authorized)		
	1407010202 Front Bezel Assembly (A3029401) (no parts authorized)		
	14070103 Fan Assembly (A3029360) (no parts authorized)		
	14070104 Convenience Box (A3029361) (no parts authorized)		
	14070105 Subchassis Assembly, Power Unit (A3029359) (no parts authorized)		
1408	Interconnecting Unit, Signal J-4414/G A28A5, (A3023788)	58-1	58
	140801 Exterior Section Assembly A28A5A1, (A3025105) (no parts authorized)		
	14080101 EMP Wireline CCA (A3024868) (no parts authorized)		
	14080102 EMP Telephone CCA (A3024869) (no parts authorized)		
	14080103 Red Section Assembly (A3025132) (no parts authorized)		

TABLE OF CONTENTS - Continued

Group		Illus Page	Figure
	1408010301 EMP PPC & Intercom CCA (A3024889) (no parts authorized)		
	140802 Drawer Assembly A28A5A2, (A3025128)	64-1	64
	14080201 Card Cage Assembly (A3025089) (no parts authorized)		
	1408020101 Motherboard CCA (A3024929) (no parts authorized)		
	14080202 Receiver/Driver CCA (6 ea.) (A3024867) (no parts authorized)		
	14080203 VHF Switching CCA (A3025257) (no parts authorized)		
	14080204 Timing/Signaling CCA (A3024866) (no parts authorized)		
	14080205 Mux C CA (2 ea.), (A3024865) (no parts authorized)		
	14080206 Mux C CCA (A3024864) (no parts authorized)		
	14080207 Clock CCA (A3024881) (no parts authorized)		
	14080208 Power Supply Assembly (A3024062) (no parts authorized)		
	1408020801 AC to DC Inverter CCA (A3024804) (no parts authorized)		
	140803 Interior Section A25A5A3 (A3025114) (no parts authorized)		
	14080301 Filter Plate Harness Assembly (A3025104) (no parts authorized)		
1409	I/O Reel Rack (A3023790) (no parts authorized)		
1410	Cable Storage Rack Assembly (A3028230) (no parts authorized)		
	1411 Antenna Element Storage Rack (A3028123) (no parts authorized)		
	1412 Power Supply, Inverter PP-8105/G A28PS2, (A3023792).....	80-1	80
	141201 Chassis Assembly, Inverter (A3024534) (no parts authorized)		
	141202 Panel Assembly, Control (A3028679)		
	141203 Rack Assembly, Power Module (A3028742) (no parts authorized)		
	141204 Power Module Assembly A28PS2PS1-3 (A3034483) (no parts authorized)		
	14120401 Static Inverter (A3024779) (no parts authorized)		

TABLE OF CONTENTS - Continued

		Illus Page	Figure
Group	1412040101 Base Plate Assembly (A3055784) (no parts authorized)		
	1412040101 AEMI Box Assembly (A3055787) (no parts authorized)		
	1412040102 Rear Plate Assembly (A3055785) (no parts authorized)		
	1412040102A Fan CCA (A3055781) (no parts authorized)		
	1412040103 Driver/Daughter Board Assembly (A3055782) (no parts authorized)		
	1412040103A CCA (A3055771) (no parts authorized)		
	1412040103B CCA (A3055779) (no parts authorized)		
	1412040103C Circumvention #1 CCA (A3055791) (no parts authorized)		
	1412040103D Circumvention #2 CCA (A3055792) (no parts authorized)		
	1412040104 Inverter CCA (A3055770) (no parts authorized)		
	1412040105 Converter CCA (A3055777) (no parts authorized)		
	1412040106 Control CCA (A3055772) (no parts authorized)		
	141205 Circumvention Ckt CCA (A3034606) (no parts authorized)		
1413	Power Supply, Uninterrupted PP-8143/G A28A6, (A3023791)	98-1	98
	141301 Keep Alive Battery System (KABS) A28A6A1 Charger (A3024125) (no parts authorized)		
	14130101 Battery Charger CCA (A3024832) (no parts authorized)		
	14130102 DC to DC Converter CCA (A3024835) (no parts authorized)		
	141302 Emergency Lighting Battery Charger Assembly ELBS A28A6A2 (A3032455)	102-1	102
	14130201 Battery Module (A3024762) (no parts authorized)		
1414	Amplifier, Audio Frequency AM-1780/VRC (refer to TM 11-5820-401-20-2 for MAC, TM 11-5830-340-24P for parts)		
1415	Intercom, Control C-2298/VRC (2 ea.) (refer to TM 11-5820-401-20-2 for MAC, TM 11-5820-401-35-8 for parts)		

TABLE OF CONTENTS - Continued

Group		Illus/ Page	Figure
	1416 Telephone Set, TA-312/PT (refer to TM 11-5805-201-12 for MAC, TM 11-5805-201-23P for parts)		
1417	Battery Storage Assembly (A3024761)	104-1	104
141701	Cover Assembly (A3032437) (no parts authorized)		
1417A	Filter Unit, Gas-Particulate (refer to TM 3-4240-315-20&P for parts)		
1418	NBC Alarm M-42 (2 ea.) (refer TM 3-6665-312-12&P for MAC, TM 3-6665-312-30&P for parts)		
1419	NBC Detector M-43A1 (2 ea.) (refer to TM 3-6665-312-12&P for MAC, TM 3-6665-312-30&P for parts)		
1420	ECU, 18K-BTUH F18H3SA (2 ea.) (refer to TM 5-4120-384-24P for parts)		
1421	Headset, Microphone H-161/GR (refer TM 11-5965-262-13 for parts)		
1422	Footswitch Assembly (A3078638) (no parts authorized)		
15	Power Supply PP-8095/G (A3023768) (refer to TM 11-5895-1323-24P for parts)		
16	Modem, Digital Data MD-1204/G (A3023769) (refer to TM 11-5895-1307-24P for parts)		
17	Input-Output Unit MX-10778/G (A3023770)	107-1	107
1701	Modem, Telephone MD-1201/G (A3023777) (refer to TM 11-5805-752-24P for parts)		
1702	Display Unit, Keyboard ID-2390/G (A3023778) (refer to TM 11-5895-1306-24P for parts)		
1703	Thermal Printer RP-342/G (A3035000) (refer to TM 11-3610-264-24P for parts)		
1704	Remote Rack Assembly (A3023780) (no parts authorized)		
	170401 Power and Signal Entry Assembly (A3028103) (no parts authorized)		
	17040101 Chassis Assembly - Upper Power/Signal Entry (A3034055)	110-1	110
	1704010101 Chassis Assembly, Signal (A3034056) (no parts authorized)		
	1704010102 Chassis Assembly - Filter Signal/EMP (A3034057) (no parts authorized)		
	1704010102A EMP CCA (A3024868) (no parts authorized)		
	1704010103 Power Entry Assembly - EMP (A3034059) (no parts authorized)		

TABLE OF CONTENTS - Continued

Group		Illus Page	Figure
	170402 Tray, Mounting KY-75A (A3029267) (no parts authorized)		
	170403 Tray Assembly, Mounting Printer (A3029287) (no parts authorized)		
	1705 Key Generator TSEC/KG-84A (refer to TM 11-5810-308-12&P for MAC, TM 11-5810-308-24P for parts)		
	1706 TSEC/KY-75A RCU (refer to TM 11-5810-280-12&P for MAC, TM 11-5810-280-24P for parts)		
	1707 TSEC/KY-75A (refer to TM 11-5810-280-12&P for MAC, TM 11-5810-280-24P for parts)		
18	Adapter, Antenna MX-9313/GR (refer to TM 11-5985-379-14&P for MAC and parts)		
19	Antenna Assembly, E5, AS-4252/G (A3078184-1).....	114A-1	114A
20	Key Generator, Elect.TSEC/KG-84A (refer to TM 11-5810-308-12&P for MAC, TM 11-5810-308-24P for parts)		
21	Receiver-Transmitter, Radio RT-524/VRC (refer to TM 11-5820-401-20-2 for MAC, TM 11-5820-401-34P for parts)		
22	Antenna Assembly, E6, AS-4253/TRC-179(V) (A3078293)	115-1	115
23	Cable Assembly MCPE Fan/CB VHF DC Signal (A3029046) (no parts authorized)		
24	Cable Assembly ATU/Antenna Internal (A3035802) (no parts authorized)		
25	Cable Assembly ATU/Antenna External (A3035803-1) (no parts authorized)		
26	Antenna, NVIS E4, AS-2259/GRC (refer to TM 11-5985-379-14&P for parts)		
27	Cable Assembly and Reel, CG-3883/G (A3034219)	119-1	119
28	Antenna Assembly, E7, AS-4254/TRC-179(V) (A3078292)	120-1	120
29	Installation Kit, Retainer Assy. Antenna- Shelter Height Mod.(A3078232).....	121-1	121
30	Receiving Group, Radio OR-304/TRC-179(V)3 (A3023747)	122-1	122
3001	Receiver, Radio A1-A5, R-2322/G (A3023757) (refer to TM 11-5895-1310-24P)		
3002	Tuning Unit, Pre-Post Selector A12-A16 TN-612/G (A3023760) (refer to TM 11-5895-1305-24P)		
3003	Modem, Digital Data A29-A31, MD-1204/G (A3023769) (refer to TM 11-5895-1307-24P)		

TABLE OF CONTENTS - Continued

Group		Illus Page	Figure
3004	Antenna, Broadband AS-3791/G A3023748)	2-1	2
300401	Support Plate Assembly, Balun (A3032702) (no parts authorized)		
30040101	Coupler, Transmission (A3032650) (no parts authorized)		
300402	Base Plate Assembly (A3032633)	5-1	5
300403	Leg Assembly, Section No.4 (A3032630) (no parts authorized)		
300404	Leg Assembly, Section Nos.2 & 3 (A3032636) (no parts authorized)		
300405	Wire Reel Assembly, #1 (A3032718)	8-1	8
300406	Wire Reel Assembly, #2 (A3032719)	9-1	9
3005	Computer, Digital A19, AN/UYK-42(V)4 (A3023763) (refer to TM 11-5895-1308-24P)		
3006	Memory Unit, Magnetic Tape A21, MU-859/G (A3023765) (refer to TM 11-59a5-1335-24&P)		
3007	Oscillator, Frequency Reference A18, TO-1836/G (A3023762) (refer to TM 11-5895-1312-24P)		
2908	Interface Unit, Control A20, J-4406/G (A3023764) (refer to TM 11-5895-1313-24P)		
3009	Drawer Assembly A9 (A3025128)	64-1	64
300901	Card Cage Assembly A9A14, (A3025089) (no parts authorized)		
30090101	Circuit Card Assembly, Mother Board, A9A14A1, (A3024929) (no parts authorized)		
300902	Circuit Card Assembly, Receiver/Driver A9A1-A3 A9A11-A13, (A3024867) (no parts authorized)		
300903	Circuit Card Assembly, VHF Switching A9A4, (A3025257) (no parts authorized)		
300904	Circuit Card Assembly, Timing & Signaling B A9A5, A9A10 (A3024866) (no parts authorized)		

TABLE OF CONTENTS - Continued

Group		Illus Page	Figure
300905	Power Supply Subassembly A9A6, A9A9 (A3024865) (no parts authorized)		
300906	Power Supply Subassembly A9A7, (A3024864) (no parts authorized)		
300907	Circuit Card Assembly, Clock A9A8, (A3024881) (no parts authorized)		
300908	Power Supply Assembly, A9PS1, (A3024062) (no parts authorized)		
30090801	Circuit Card Assembly, AC to DC Inverter, A9PS1A1, (A3024804) (no parts authorized)		
3010	Power Supply PSI, PP-8095/G (A3023768) (refer to TM 11-5895-1323-24P)		
3011	Power Supply, Battery Charger A6, (A3024125) (no parts authorized)		
301101	Circuit Card Assembly, Battery Charger A6A1, (A3024832) (no parts authorized)		
301102	Circuit Card Assembly, DC to DC Converter A6A2, (A3024835) (no parts authorized)		
3012	Key Generator TSEC/KG-84A (refer to TM 11-5810-308-12&P for MAC, TM 11-5810-308-24P for parts)		
3013	Battery Storage Assembly A7, (A3024761)	104-1	104
3014	Rack Assembly, Interface 6A1, (A3023868) (no parts authorized)		
301401	Wiring Harness, Branched Signal Entry, A6A1A5, (A3023872) (no parts authorized)		
301402	Wiring Harness, Signal Distribution, 6A1A9, (A3079034) (no parts authorized)		
301403	Power Distribution Unit Assembly, 6A1A8, (A3079028) (no parts authorized)		
30140301	Subpanel Assembly, Power Distribution (A3079049) (no parts authorized)		
3014030101	Subpanel Assembly, Power Distribution (A3079060) (no parts authorized)		
30140302	Circuit Card Assembly, Meter Control (A3032460) (no parts authorized)		
3015	Rack Assembly, Electrical Equipment Control 6A2, (A3023869) (no parts authorized)		

TABLE OF CONTENTS - Continued

Group		Illus/ Page	Figure
	301501 Tray Assembly, CPU (A3025975) (no parts authorized)		
	30150101 Fan Assembly (A3028353) (no parts authorized)		
	301502 Junction Module Assembly, Split-Site Control Rack (A3086776) (no parts authorized)		
3016	Rack Assembly, High Frequency 6A3, (A3023870) (no parts authorized)		
	301601 Junction Module Assembly, HF Rack 6A3A17, (A3079036) (no parts authorized)		
	301602 Panel Assembly, Bottom High Frequency (A3079043) (no parts authorized)		
	301603 Panel Assembly, Top High Frequency (A3079044) (no parts authorized)		
3017	Modification Kit (A3086783)	134-1	134
	301701 Key Generator TSEC/KG-84A (refer to TM 11-5810-308-12&P for MAC; TM 11-5810-308-24P for parts)		
	31 Installation Kit, Temperature/Intrusion Alarm		
	32 Remote Control Unit Assembly, Generator (A3034116)	134B-1	134B
3201	Remote Control Unit (refer to TM 5-6115-634-14&P for MAC and parts)		
33	Blackout Curtain Assembly (A3032514)	134C-1	134C
Section III. Special Tools (Not applicable)			
Section IV. Cross Reference Indexes			
	National Stock Number Index	I-1	
	Part Number Index	I-3	
	Figure and Item Number Index	I-8	

**CHAPTER 1
INTRODUCTION**

1.SCOPE

This manual lists and authorizes spares and repair parts; special tools; special test, measurement, and diagnostic equipment (TMDE); and other special support equipment required for the performance of organizational maintenance of the AN/TRC-179(V)1 and AN/TRC-179(V)3. It authorizes the requisitioning, issue, and disposition of spares, repair parts and special tools as indicated by the source, maintenance, and recoverability (SMR) codes.

2.GENERAL

This Repair Parts and Special Tools List is divided into the following sections:

a. Section II .Repair Parts List. A list of spares and repair parts authorized by this RPSTL for use in the performance of maintenance. This list also includes parts which must be removed for replacement of the authorized parts. Parts lists are composed of functional groups in ascending item number sequence, with the parts in each group listed in ascending item number sequence. Figure numbers are listed directly beneath the group header.

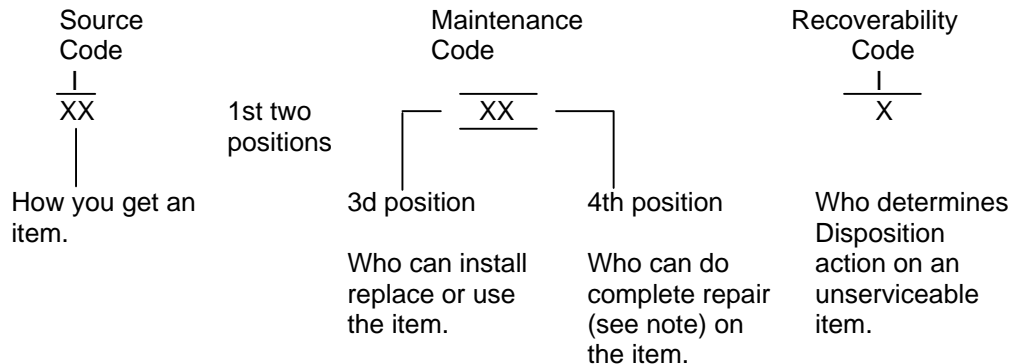
*b. Section III .Special Tools List .*Not applicable.

c. Section IV Cross- Reference Indexes. A list, in National item identification number (NIIN) sequence, of all National stock numbered items appearing in the listing, followed by a list in alphabetic sequence of all part numbers appearing in the listings. National stock numbers and part numbers are cross-referenced to each illustration figure and item number appearance. The figure number and item number index lists figure and item numbers in numeric sequence and cross-references National stock number, Commercial and Government Entity Code, and part numbers.

3.EXPLANATION OF COLUMNS (Section II and III)

*a. Item No.(Column (1)).*Indicates the number used to identify items called out in the illustrations.

*b. SMR Code (Column (2)).*The source, maintenance, and recoverability (SMR) code is a five-position code containing supply/requisitioning information, maintenance category authorization criteria and disposition instruction, as shown in the following breakout:



NOTE

Complete repair: Maintenance capacity, capability, and authority to perform all corrective maintenance tasks of the "repair" function in a use/user environment in order to restore serviceability to a failed item.

(1) *Source code.* The source code tells you how to get an item needed for maintenance, repair, or over-haul of an end item/equipment. Explanations of source codes follows:

Explanation

Code

PA
PH
PC
PD
PE
PF
PG

KD
KF
KE

MO—Made at
org/AVUM
category
MF—Made at
DS/AVUM
category
MH—Made at
GS category
ML—Made at
Specialized Repair
Activity (SRA)
MD—Made at
Depot

AO—Assembled by
org/AVUM
category
AF—Assembled by
DS/AVUM
category
AH—Assembled by
GS category
AL—Assembled by
SRA
AD—Assembled by
Depot

Stocked items: use the applicable NSN to request/requisition items with these source codes. They are authorized to the category indicated by the code entered in the third position of the SMR code.

NOTE

Items coded PC are subject to deterioration.

Items with these codes are not to be requested/requisitioned individually. They are part of a kit which is authorized to the maintenance category indicated in the third position of the SMR code. The complete kit must be requisitioned and applied.

Items with these codes are not to be requested/requisitioned individually. They must be made from bulk material which is identified by the part number in the description and usable on code(UOC) column and listed in the Bulk Material group of the repair parts list. If the item is authorized to you by the third position code of the SMR code, but the source code indicates it is made at a higher category, order the item from the higher category of maintenance.

Items with these codes are not to be requested/requisitioned individually. The parts that make up the assembled item must be requisitioned or fabricated and assembled at the category of maintenance indicated by the source code. If the third position code of the SMR code authorizes you to re-place the item, but the source code indicates the item is assembled at a higher category, order the item from the higher category of maintenance.

<i>Code</i>	<i>Explanation</i>
XA -	Do not requisition an "XA" coded item. Order its next higher assembly.
XB -	If an "XB" item is not available from salvage, order it using the CAGEC and part number given.
XC -	Installation drawing, diagram, instruction sheet, field service drawing, that is identified by manufacturer's part number.
XD -	Item is not stocked. Order an "XD" coded item through normal supply channels using the CAGEC and part number given, if no NSN is available.

NOTE

Cannibalization or controlled exchange, when authorized, may be used as a source of supply for items with the above source codes, except for those source coded "XA" or those aircraft support items restricted by requirements of AR 750-1.

(2) *Maintenance code.* Maintenance codes tell you the category of maintenance authorized to USE and REPAIR support items. The maintenance codes are entered in the third and fourth positions of the SMR code as follows:

(a) The maintenance code entered in the third position tells you the lowest maintenance category authorized to remove, replace, and use an item. The maintenance code entered in the third position will indicate authorization to one of the following categories of maintenance.

<i>Code</i>	<i>Application/Explanation</i>
C-	Crew or operator maintenance done within organizational or aviation maintenance.
O-	Organizational or aviation unit category can remove, replace, and use the item.
F-	Direct support or aviation intermediate category can remove, replace, and use the item.
H-	General support category can remove, replace, and use the item.
L-	Specialized repair activity can remove, replace, and use the item.
D-	Depot category can remove, replace, and use the item.

(b) The maintenance code entered in the fourth position tells whether or not the item is to be repaired and identifies the lowest maintenance category with the capability to do complete repair (i.e., perform all authorized repair functions). This position will contain one of the following maintenance codes.

NOTE

Some limited repair may be done on the item at a lower category of maintenance, if authorized by the Maintenance Allocation Chart (MAC) and SMR codes.

Code	Explanation
O-	Organizational or aviation unit is the lowest category that can do complete repair of the item.
F-	Direct support or aviation intermediate is the lowest category that can do complete repair of the item.
H-	General support is the lowest category that can do complete repair of the item.
L-	Specialized repair activity (designate the specialized repair activity) is the lowest category that can do complete repair of the item.
D-	Depot is the lowest category that can do complete repair of the item.
Z-	Non-reparable. No repair is authorized.
B-	No repair is authorized.(No parts or special tools are assigned for the maintenance of a "B" coded item.) However, the item may be reconditioned by adjusting, lubricating, etc., at the user category.

(3) *Recoverability code* .Recoverability codes are assigned to items to indicate the disposition action on unserviceable items. The recoverability code is entered in the fifth position of the SMR code as follows:

Recoverability Code

Application/Explanation

Z -	Non-reparable item. When unserviceable, condemn and dispose of the item at the category of maintenance shown in the third position of SMR code.
O -	Reparable item. When uneconomically repairable, condemn and dispose of the item at organizational or aviation unit category.

**Recoverability
Code**

Application/Explanation

- F- Repairable item. When uneconomically repairable, condemn and dispose of the item at direct support or aviation intermediate category.
- H- Repairable item. When uneconomically repairable, condemn and dispose of the item at general support category.
- D- Repairable item. When beyond lower category repair capability, return to depot. Condemnation and disposal of item not authorized below depot category.
- L- Repairable item. Condemnation and disposal not authorized below specialized repair activity (SRA).
- A- Item requires special handling or condemnation procedures because of specific reasons (e.g., precious metal content, high dollar value, critical material, or hazardous material. Refer to appropriate manuals/directives for specific instructions.
- c. *CAGEC (Column (3)).*The Commercial and Government Entity Code (CAGEC) is a 5-digit numeric code which is used to identify the manufacturer, distributor, or Government agency, etc., that supplies the item.
- d. *Part Number (Column (4)).*Indicates the primary number used by the manufacturer (individual, company, firm, corporation, or Government activity), which controls the design and characteristics of the item by means of its engineering drawings, specifications, standards, and inspection requirements to identify an item or range of items.

NOTE

When you use an NSN to requisition an item, the item you receive may have different part number from the part ordered

- e. *Description and Usable on Code (UOC) (Column (5)).*This column includes the following information.
- (1) The Federal item name and, when required, a minimum description to identify the item.
 - (2) Usable on code, when applicable (para 5).
 - (3) The statement "END OF FIGURE" appears just below the last item description in Column (5) for a given figure in both section II and section III.
- f. *Qty (Column (6)).*Indicates the quantity of the item used in the breakout shown on the illustration figure, which is prepared for a functional group, subfunctional group, or an assembly. A "V" appearing in this column in lieu of a quantity indicates that the quantity is variable and the quantity may vary from application to application.

4. EXPLANATION OF COLUMNS (Section IV)

a. National Stock Number (NSN) Index.

(1) *Stock number column.* This column lists the NSN by National item identification number (NIIN) sequence. The NIIN consists of the last nine digits of the NSN. When using this column to locate an item, ignore the first four digits of the NSN. When requisitioning items use the complete NSN (13 digits) sequence. The NIIN consists of the last nine digits of the NSN. When using this column to locate an item, ignore the first four digits of the NSN. When requisitioning items use the complete NSN (13 digits).

(2) *Fig. column.* This column lists the number of the figure where the item is identified/located. The illustrations are in numerical sequence in sections II and III.

(3) *Item column.* The item number identifies the item associated with the figure listed in the adjacent Fig. column. This item is also identified by the NSN listed on the same line. *b. Part Number Index.* Part numbers in this index are listed by part number in ascending alphameric sequence.

(1) *CAGEC column.* This column lists the Commercial and Government Entity Code (CAGEC).

(2) *Part number column.* This column indicates the part number assigned to the item.

(3) *Stock number column.* This column lists the National stock number for the associated part number and manufacturer identified in the part number and CAGEC columns to the left.

(4) *Fig. column.* This column lists the number of the figure where the item is identified/located in sections II and III.

(5) *Item column.* The item number is that number assigned to the item as it appears in the figure referenced in the adjacent figure number column.

c. Figure and Item Number Index.

(1) *Fig. column.* This column lists the number of the figure where the item is identified/located in sections II and III.

(2) *Item column.* The item number is that number assigned to the item as it appears in the figure referenced in the adjacent figure number column

(3) *Stock number column.* This column lists the National stock number for the item.

(4) *CAGEC column.* The Commercial and Government Entity Code (CAGEC) is a 5-digit numeric code used to identify the manufacturer, distributor, or Government agency, etc., that supplies the item.

(5) *Part number column.* Indicates the primary number used by the manufacturer (individual, firm, corporation, or Government activity), which controls the design and characteristics of the item by means of its engineering drawings, specifications, standards, and inspection requirements to identify an item or range of items.

5. SPECIAL INFORMATION

a. Usable on Code. The usable on code appears in the lower left corner of the description column heading. Usable on codes are shown as "UOC: "in the description column justified left) on the first line applicable item description nomenclature. Uncoded items are applicable to all models. Identification of the usable on codes used in this RPSTL are:

Code	Used on
FUV	AN/TRC-179(V)1
FUX	AN/TRC-179(V)3

b. Associated Publications. The publications listed below pertain to the AN/TRC-179(V)1 and AN/TRC-179(V)3, Installation Kits and its components:

TM 11-5895-1218-12 Operators/Unit Maintenance for Communication Terminal AN/TRC-179(V)1 and AN/TRC-179(V)3

c. Illustrations - Listing. The illustrations in this RPSTL are identical to those published in TM 11-5895-1218-34P. Only those parts coded "C" or "O" in the third position of the SMR code are listed in the tabular listing; therefore, there may be a break in the item number sequence, figure number and page number. Only illustrations containing organizational or aviation unit authorized items appear in this RPSTL.

d. National Stock Numbers. National stock numbers (NSN's) that are missing from P source coded items have been applied for and will be added to this TM by future change/revision when they are entered in the Army Master Data File (AMDF). Until the NSN's are established and published, submit exception requisitions to: Commander, US Army Communications-Electronics Command and Fort Monmouth, ATTN: AMSEL-LC- MM, Fort Monmouth, NJ 07703-5007 for the part required to support your equipment.

6. HOW TO LOCATE REPAIR PARTS

a. When National stock number or part number is not known.

(1) *First.* Using the table of contents, determine the assembly group or subassembly group to which the item belongs. This is necessary since figures are prepared for assembly groups and subassembly groups, and listings are divided into the same groups.

(2) *Second.* Find the figure covering the assembly group or subassembly group to which the item belongs.

(3) *Third*. Identify the item on the figure and note the item number.

(4) *Fourth*. Refer to the Repair Parts Lists for the figure to find the part number for the item number noted on the figure.

(5) *Fifth*. Refer to the Part Number Index to find the NSN, if assigned.

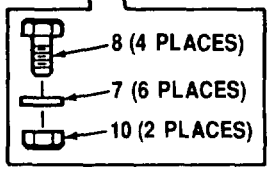
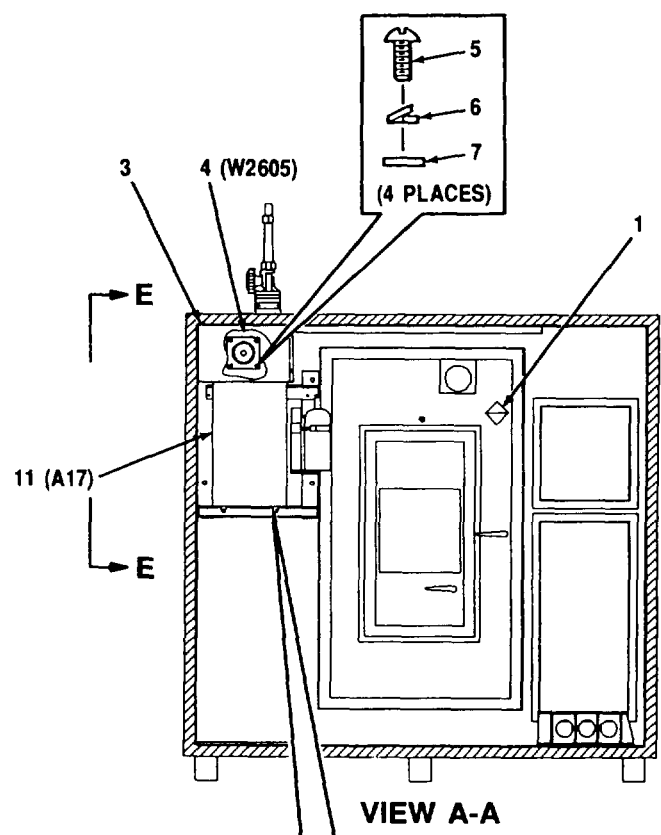
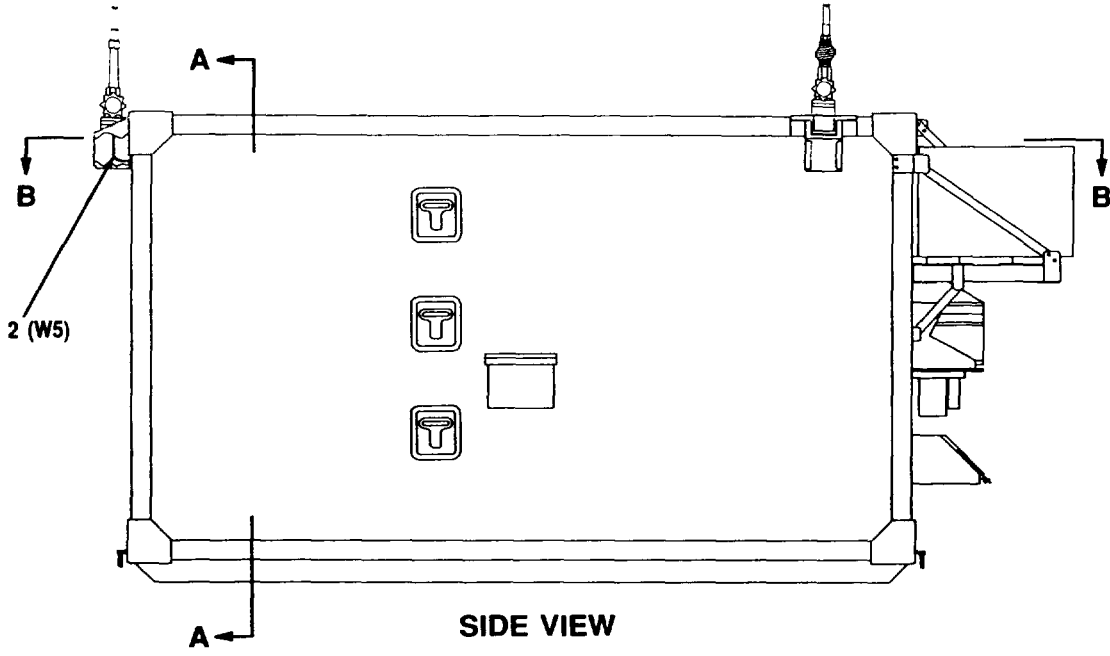
b. When National stock number or part number is known.

(1) *First* Using the index of National stock numbers and part numbers, find the pertinent National stock number or part number. The NSN index is in National item identification number (NIIN) sequence (para 4a(1)). The part numbers in the part number index are listed in ascending alphameric sequence (para 4b). Both indexes cross-reference you to the illustration figure and item number of the item you are looking for.

(1) *Second*. After finding the figure and item number, verify that the item is the one you're looking for, then locate the item number in the repair parts list for the figure.

7.ABBREVIATIONS

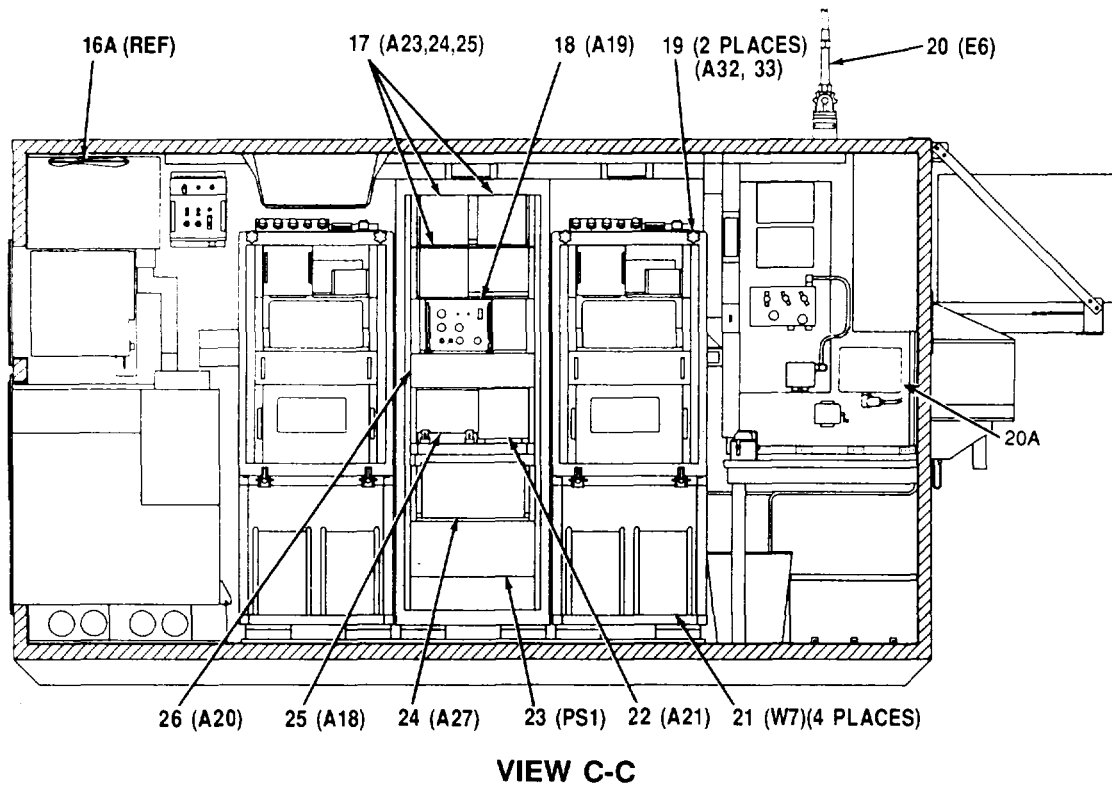
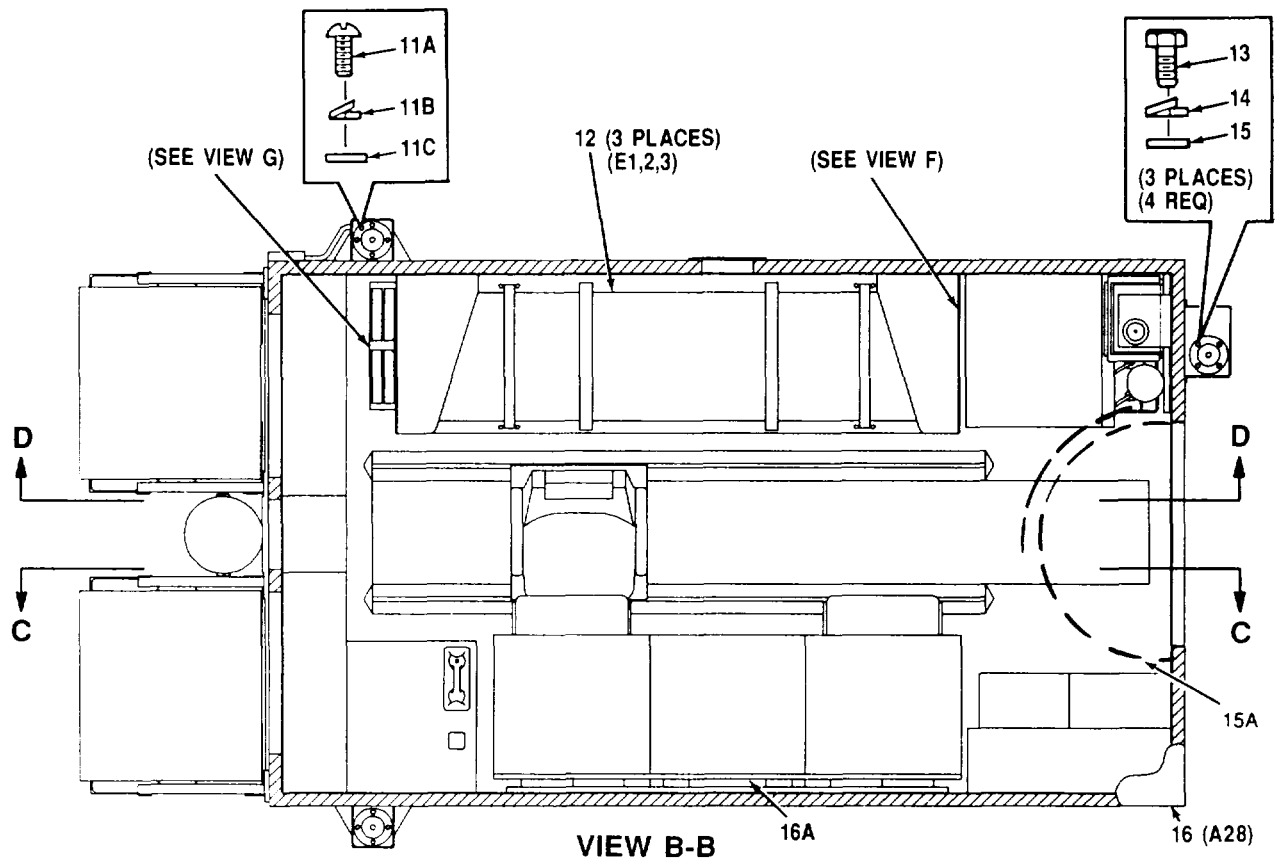
Not applicable.



ITEM 9 NOT USED

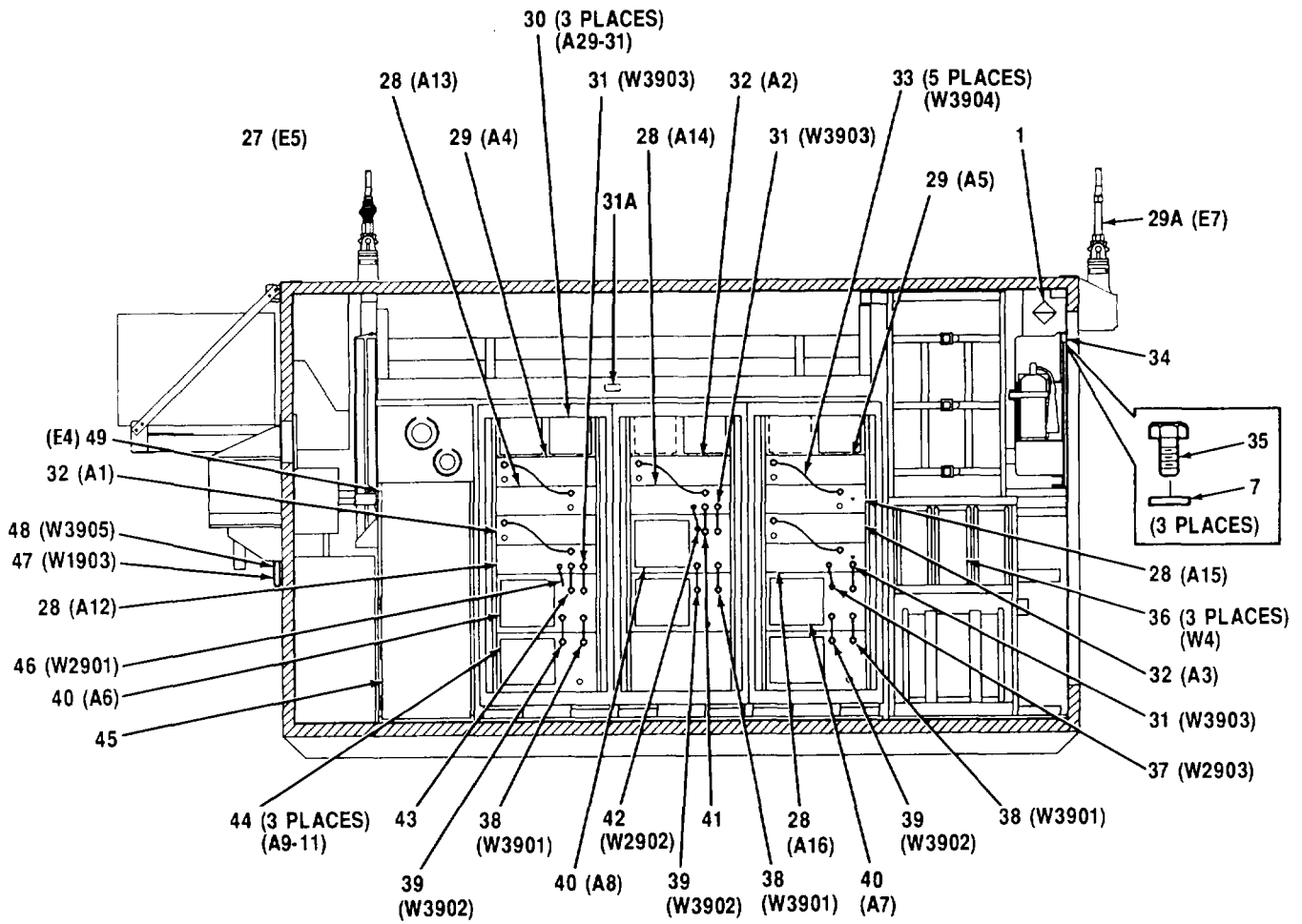
CEOMH - 001

Figure 1 .Communications Terminals AN/TRC-179(V)I & AN/TRC-179(V)3 (A3023742, A3079038) (Sheet 1 of 6)

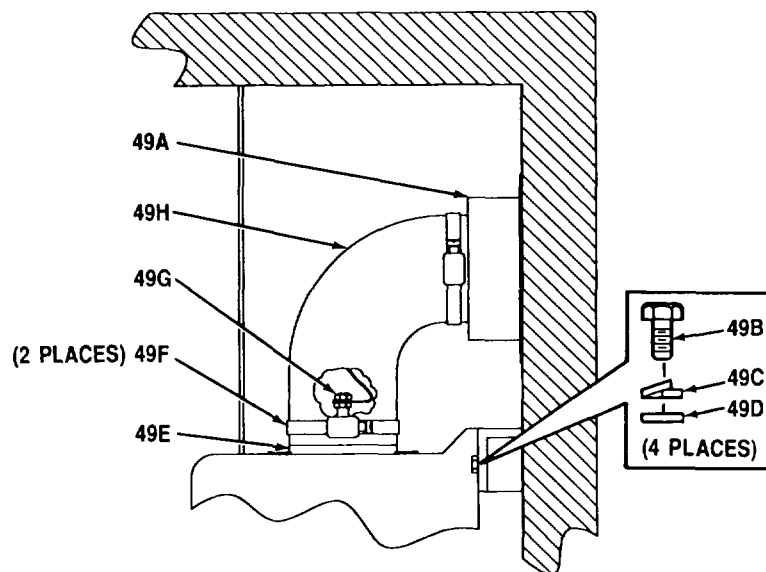


CEOMH - 002

Figure 1. Communications Terminals AN/TRC-179(V)1 & AN/TRC-179(V)3
(A3023742, A3079038) (Sheet 2 of 6)



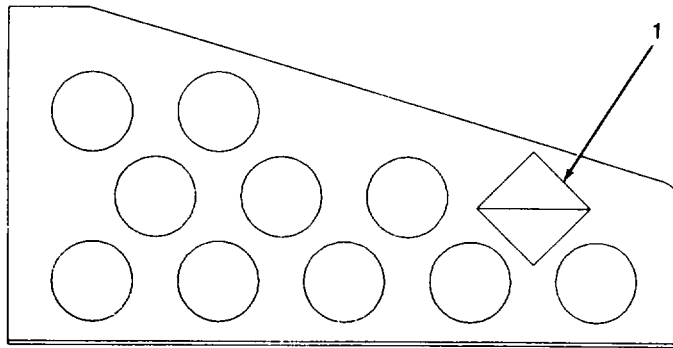
VIEW D-D



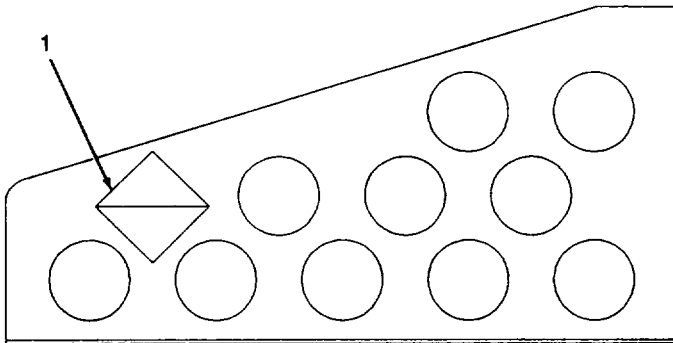
VIEW E-E

CEOMH - 003

Figure 1. Communications Terminals AN/TRC-179(V)1 & AN/TRC-179(V)3 (A3023742, A3079038) (Sheet 3 of 6)



VIEW F



VIEW G

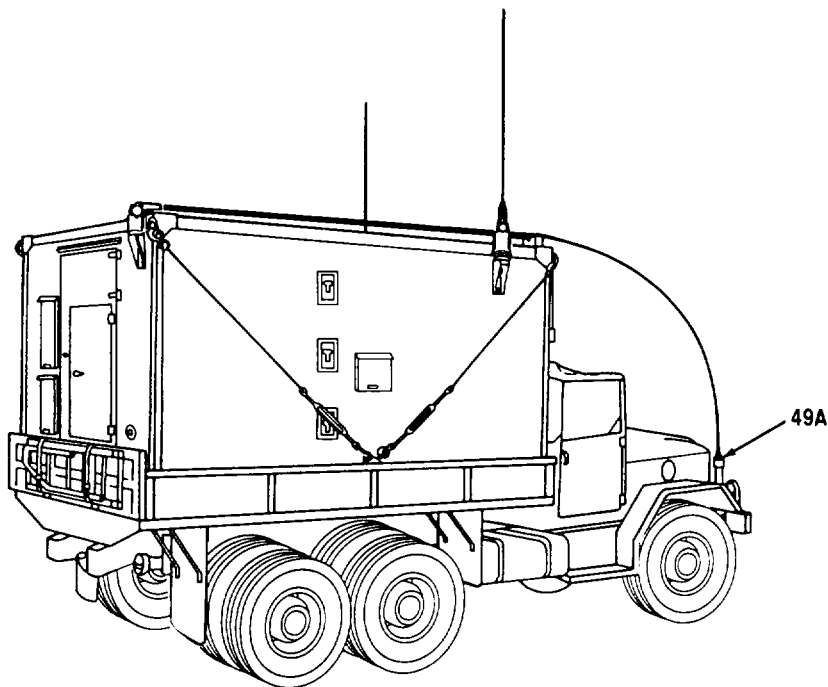


Figure 1. Communications Terminals AN/TRC-179(V)1 & AN/TRC-179(V)3
(A3023742, A3079038) (Sheet 4 of 6)

CEOMH - 004

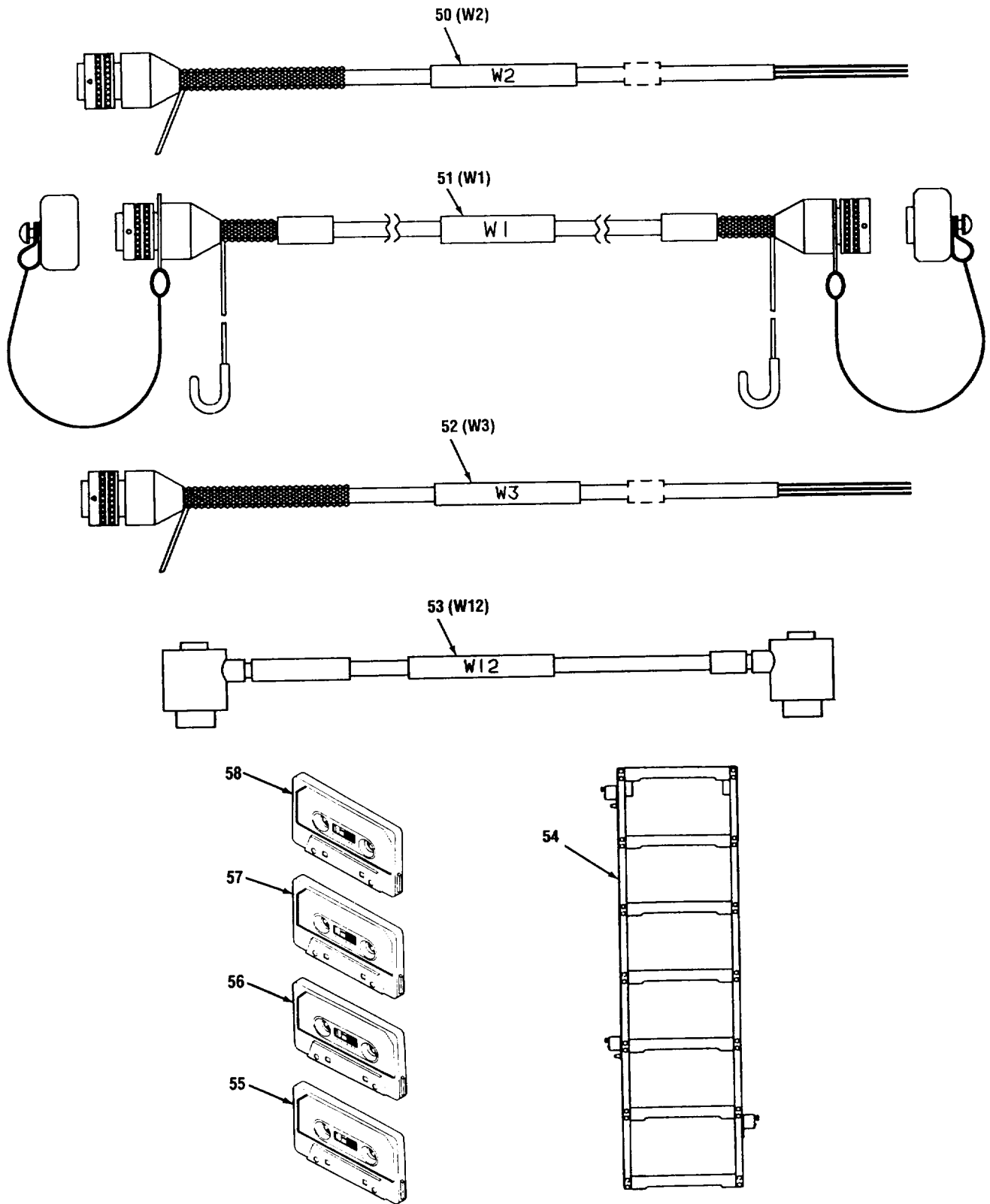
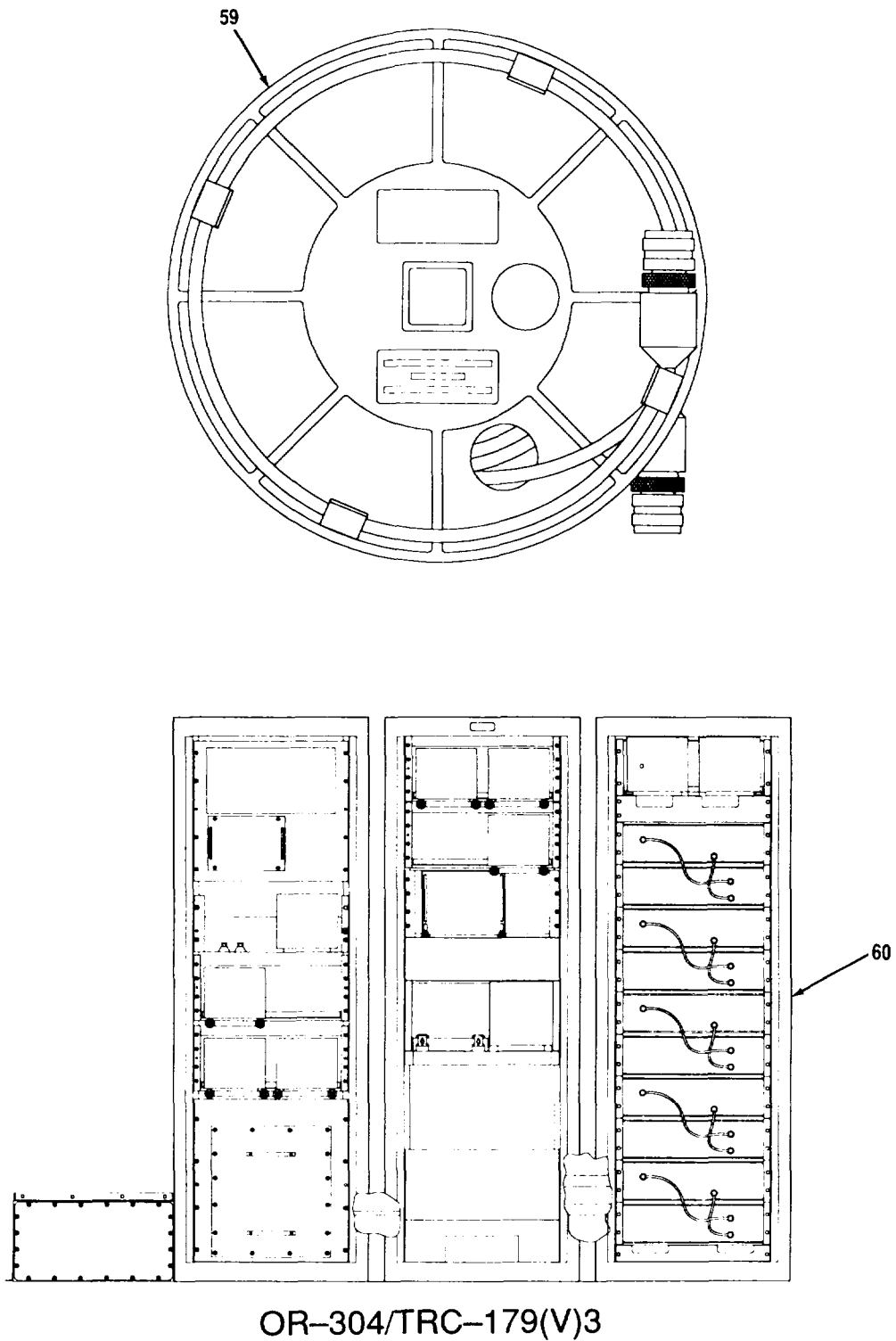


Figure 1. Communications Terminals AN/TRC-179(V)1 & AN/TRC-179(V)3 (A3023742, A3079038) (Sheet 5 of 6)



OR-304/TRC-179(V)3

CEOMH - 043

Figure 1. Communications Terminals AN/TRC-179(V)1 & AN/TRC-179(V)3
(A3023742, A3079038) (Sheet 6 of 6)

SECTION II

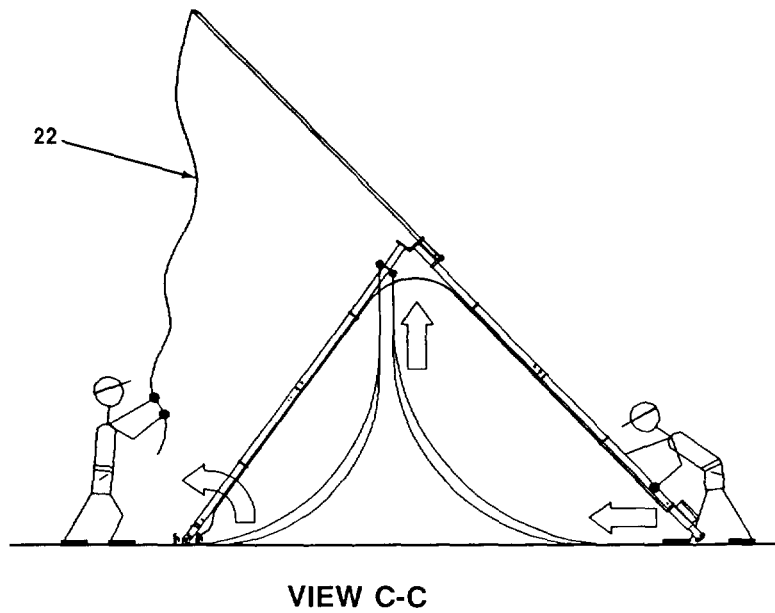
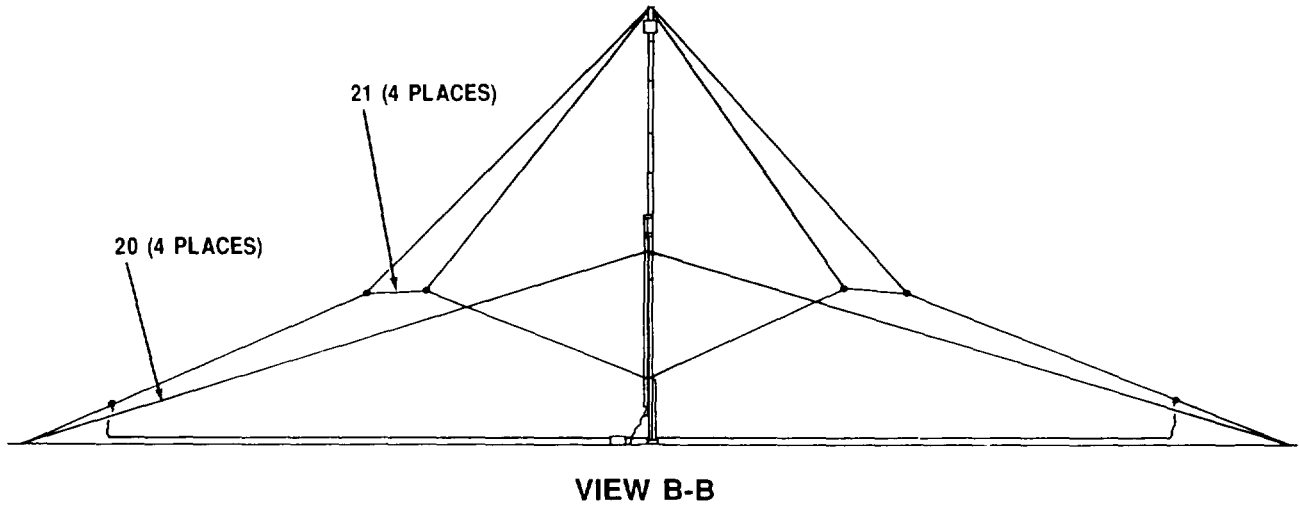
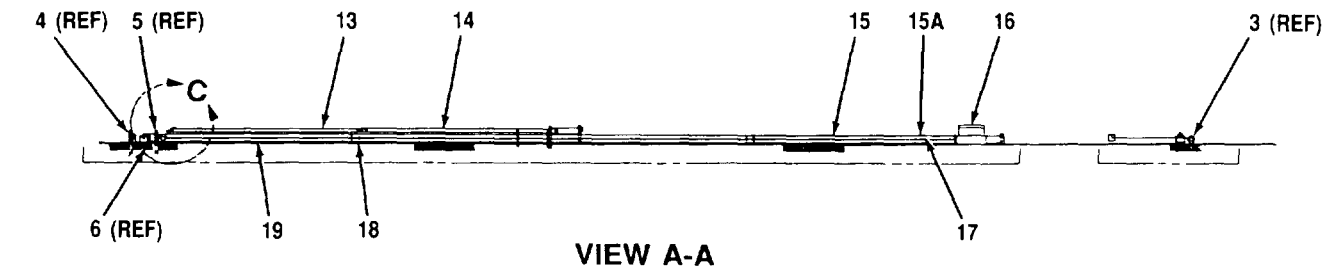
TM 11-5895-1218-20P

(1) ITEM NO	(2) SMR CODE	(3) (3) CAGEC	(4) PART NUMBER	(5) DESCRIPTION AND USABLE ON CODES (UOC)QTY	(6)
GROUP 00 COMMUNICATIONS TERMINALS AN/TRC-179(V)1 & 3 (A3023742, A3079038)					
FIG.1					
11	PAOLD	80058	TN-611/G	COUPLER, ANTENNA (SEE TMI1-5895-377- 24P FOR PARTS BREAKDOWN)	1
12	PAOHH	80058	AS-3791/G	ANTENNA, BROADBAND (SEE FIG. 2 FOR PARTS BREAKDOWN)	3
17	PAODD	98230	0N278636	KG-84A (SEE TM11-5810-308-24P FOR PARTS BREAKDOWN)	3
18	PAODD	80058	AN/UYK-42(V)	4CENTRAL PROCESSING (SEE TMII-5895-..... 1308-24P FOR PARTS BREAKDOWN)	1
20	PAOOO	80058	AS-4253/TRC-179(V)	ANTENNA ASSEMBLY (SEE FIG.115 FOR PARTS BREAKDOWN)	1
21	PAOHH	80063	A3023754	CABLE ASSEMBLY, POWE (SEE FIG.11 FOR PARTS BREAKDOWN)	4
22	PAODD	80058	MU-859/G	TRANSPORT, MAGNETIC (SEE TM11-5985-..... 1335-24gP FOR PARTS BREAKDOWN)	1
23	PAOLD	80058	PP-80g5/G	POWER SUPPLY (SEE TM11-5895-1323- 24P FOR PARTS BREAKDOWN)	1
24	PAODD	80058	RT-524/VRC	RECEIVER-TRANSMITTE (SEE TM11-5820- 401-34P FOR PARTS BREAKDOWN)	1
25	PAOHD	80058	O-1836/GTIME STANDARD RFO	(SEE TMII-5895-..... 1312-24P FOR PARTS BREAKDOWN)	1
26	PAOHD	80058	J-4406/GCONTROL, COMPUTER	(SEE TMII-5895- 1313-24P FOR PARTS BREAKDOWN)	1
27	PAOOO	80058	AS-4252/GANTENNA ASSEMBLY	(SEE TM11-5895- 262-15 FOR PARTS BREAKDOWN)	1
28	PAOLD	80058	TN-612/GPRE POST FILTER	(SEE TM11-5895- 1305-24P FOR PARTS BREAKDOWN)	5
29	PAOHD	80058	R-2322/GRECEIVER, RADIO	(SEE TM11-5895-1310-..... 24P FOR PARTS BREAKDOWN)	2
29A	PAOOO	80058	AS-4254/TRC-179(V)	ANTENNA ASSEMBLY (SEE FIG.119 FOR..... PARTS BREAKDOWN)	1
30	PAOHD	80058	MD-1204/G	MODEM (SEE TM11-5895-1307-24P FOR PARTS BREAKDOWN)	3
32	PAOHD	80058	RT-1512/G	RECEIVER-EXCITER (SEE TM11-5895-..... 1303-24P FOR PARTS BREAKDOWN)	3
36	PAOHH	80058	CG-3874/TRC-179(V)	CABLE ASSEMBLY, RADI (SEE FIG.10..... FOR PARTS BREAKDOWN)	3
40	PAOLD	80058	AM-7296/G	AMPLIFIER, RADIO FRE (SEE TM11-5895- 1304-24P FOR PARTS BREAKDOWN)	3
44	PAOHD	80058	PP-80g7/G	POWER SUPPLY (SEE TM11-5895-1311-..... 24P FOR PARTS BREAKDOWN)	3
45	PAOZZ	80058	MXg313/GR	ADAPTER, ANTENNA TO.....	1
49	PAOFF	80058	AS2259/GR	ANTENNA (SEE TM11-5g85-379-14&P FOR PARTS BREAKDOWN)	1
49J	XB000	80063	A3078232	INSTALLATION KIT, A (SEE FIG.121 FOR PARTS BREAKDOWN)	1

SECTION II

(1) ITEM NO	(2) SMR CODE	(3) CAGEC	(4) PART NUMBER	(5) DESCRIPTION AND USABLE ON CODES (UOC)QTY	(6)
50	PAOZZ	80063	A3086784	CABLE ASSEMBLY, POWE (ADAPTER1 PORTION NOT SHOWN).....	
51	PAOZZ	80058	CX-13353/TRC-179 (V)	CABLE ASSEMBLY, POWE.....	1.
52	PAOZZ	80063	A3023752	CABLE ASSEMBLY, POWE	1
54	XBOZZ	80063	A3078384	LADDER, VEHICLE BOAR.....	1
55	PDOZZ	80063	A3078666	MAGNETIC TAPE, CASSE	1
56	PDOZZ	80063	A3078911	MAGNETIC TAPE, CASSE	1
57	PDOZZ	80063	A3078912	MAGNETIC TAPE, CASSE	1
58	PDOZZ	80063	A3086567	MAGNETIC TAPE, CASSE	1
59	PA000	80058	CG-3883/G	CABLE ASSEMBLY AND (SEE FIG.119..... FOR PARTS BREAKDOWN)	1

END OF FIGURE



CEOMH - 007

Figure 2. Antenna, Broadband AS-3791/G (A3023748) (Sheet 2 of 3)

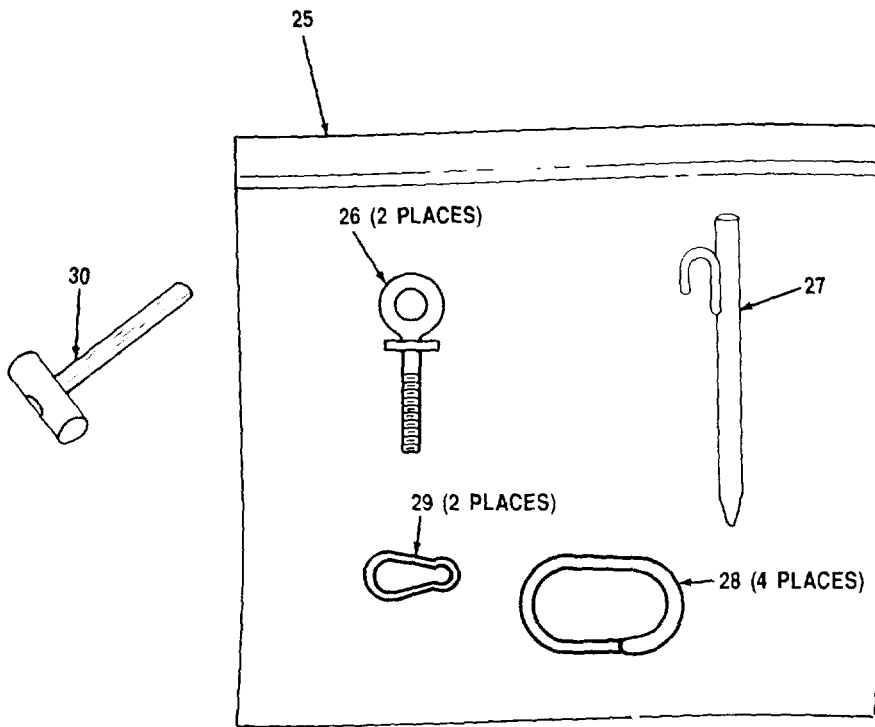
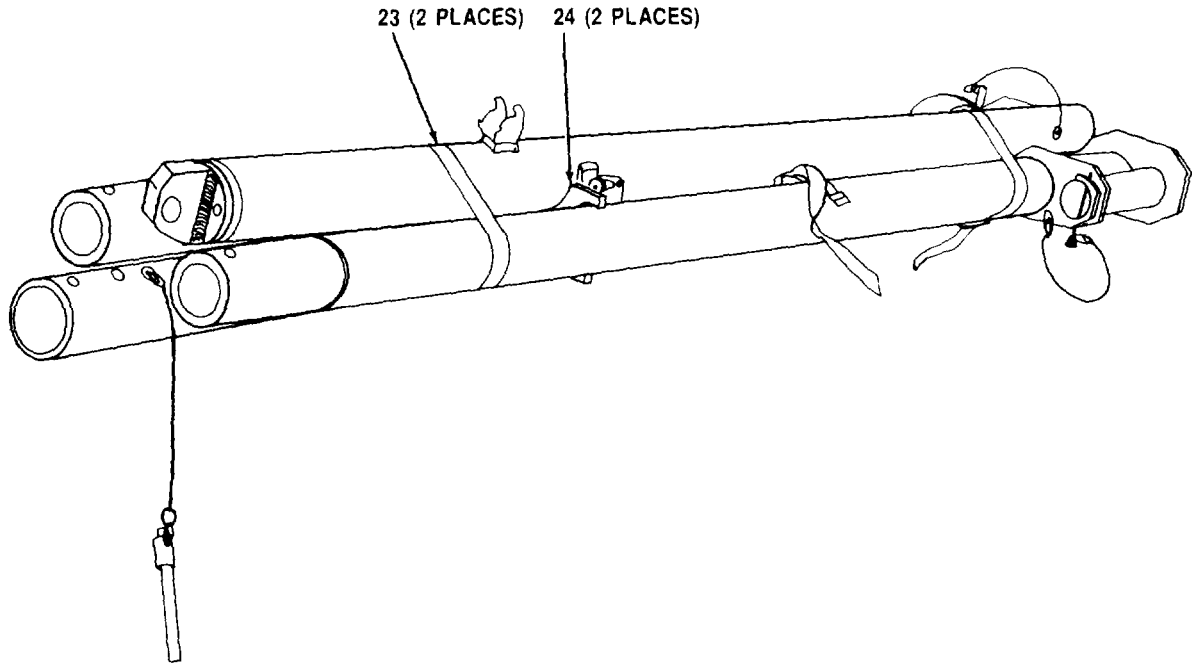
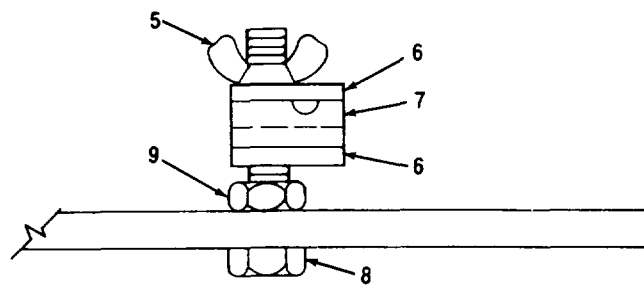
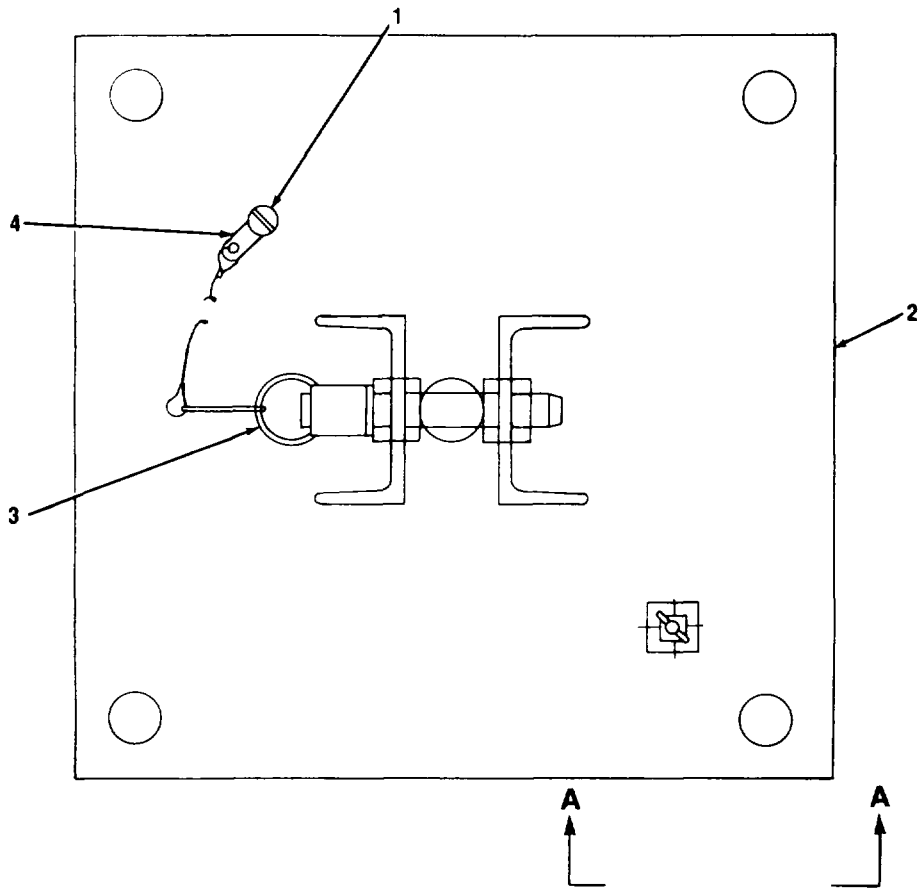


Figure 2. Antenna, Broadband AS-3791/G (A3023748) (Sheet 3 of 3)

(1) ITEM NO	(2)(3) SMR CODE	(4)(5) PART CAGEC	(6) NUMBER	DESCRIPTION AND USABLE ON CODES (UOC)	QTY
GROUP 01 ANTENNA, BROADBAND AS-3791/G (A3023748)					
FIG.2					
1	PAOZZ	80063 A3032623		WIRE ROPE ASSEMBLY	1
2	PAOZZ	80063 A3032639		WIRE STRAND ASSEMBL	4
3	PAOZZ	74999 J9418		BOLT, EYE	4
4	XBOZZ	80063 A3032626		ANCHOR ASSEMBLY, BAS.....	1
5	PAOZZ	80063 A3032625		STAKE, GUY	3
6	XBOOO	80063 A3032633		BASE PLATE ASSEMBLY (SEE FIG.5 FOR PARTS BREAKDOWN)	1
7	PAOZZ	80063 A3032722-1		BAG, TEXTILE	1
9	PAOZZ	80063 A3032722-2		BAG, TEXTILE	2
10	XBOZZ	80063 A3032621		BAR, WIRE REEL	1
11	XBOOO	80063 A3032718		WIRE REEL ASSEMBLY, (SEE FIG.8 FOR PARTS BREAKDOWN)	1
12	XBOOO	80063 A3032719		WIRE REEL ASSEMBLY, (SEE FIG.9 FOR PARTS BREAKDOWN)	1
15A	PAOZZ	80063 A3078277-1		PLATE, IDENTIFICATIO	1
16	XBOHH	80063 A3032702		SUPPORT PLATE ASSEM	1
17	PAOZZ	80063 A3032624		CABLE ASSEMBLY, RADI	1
18	XBOHH	80063 A3032636		LEG SECTIONS ASSEMB (SEE FIG.7 FOR PARTS BREAKDOWN)	1
19	XBOHH	80063 A3032630		LEG ASSEMBLY, SECTIO (SEE FIG.6 FOR PARTS BREAKDOWN)	1
20	PAOZZ	80063 A3032628		TIE WIRE ASSEMBLY, G.....	4
21	PAOZZ	80063 A3032640		CATENARY WIRE ASSEM	4
22	PAOZZ	80063 A3032643		ROPE ASSEMBLY, ERECT	1
23	PAOZZ	80063 A3033672-2		STRAP, BINDING	2
26	XBOZZ	80063 A3086743S		UOC:FUV PACER, SHIPPING	2
25	KFOOO	80063 A3086744		UOC:FUV COMMISSIONING KIT, S.....	1
26	PAOZZ	80063 A3032720		UOC:FUV BOLT, EYE	2
27	PAOZZ	80063 A3032625		UOC:FUV STAKE, GUY	1
28	PAOZZ	80063 A3032744		UOC:FUV SNAP, CARABINER	4
29	PAOZZ	80063 A3032711		UOC:FUV SNAP, HOOK.....	2
30	PDOZZ	80063 A3032721		UOC:FUV HAMMER, HAND	1

END OF FIGURE



VIEW A-A

CEOMH-009

Figure 5. Base Plate Assembly (A3032633)

SECTION II

TM 11-5895-1218-20P

(1) ITEM NO	(2)(3) SMR CODE	(4)(5) PART CAGEC	(6) NUMBER	DESCRIPTION AND USABLE ON CODES (UOC)	QTY
GROUP 0102 BASE PLATE ASSEMBLY (A3032633)					
FIG.5					
1	PAOZZ	96906 MS51957-59		SCREW, MACHINE	1
2	XBOZZ	80063 A3032632		BASE, PLATE, WELDED	1
3	PAOZZ	96906 nS17987C825		PIN, QUICK RELEASE	1
4	PAOZZ	62060 LW1023-4-10		LANYARD, FIRING	1
5	PAOZZ	27434 1/4-20WN NUT, WING		1
6	PAOZZ	80063 A3032674		CLAMP, WASHER	2
7	PAOZZ	80063 A3032675		CLAMP, WIRE	1
8	PAOZZ	96906 MS35307-312		SCREW, CAP, HEXAGON H	1
9	PAOZZ	96906 MS35649-2254		NUT, PLAIN, HEXAGON	1

END OF FIGURE

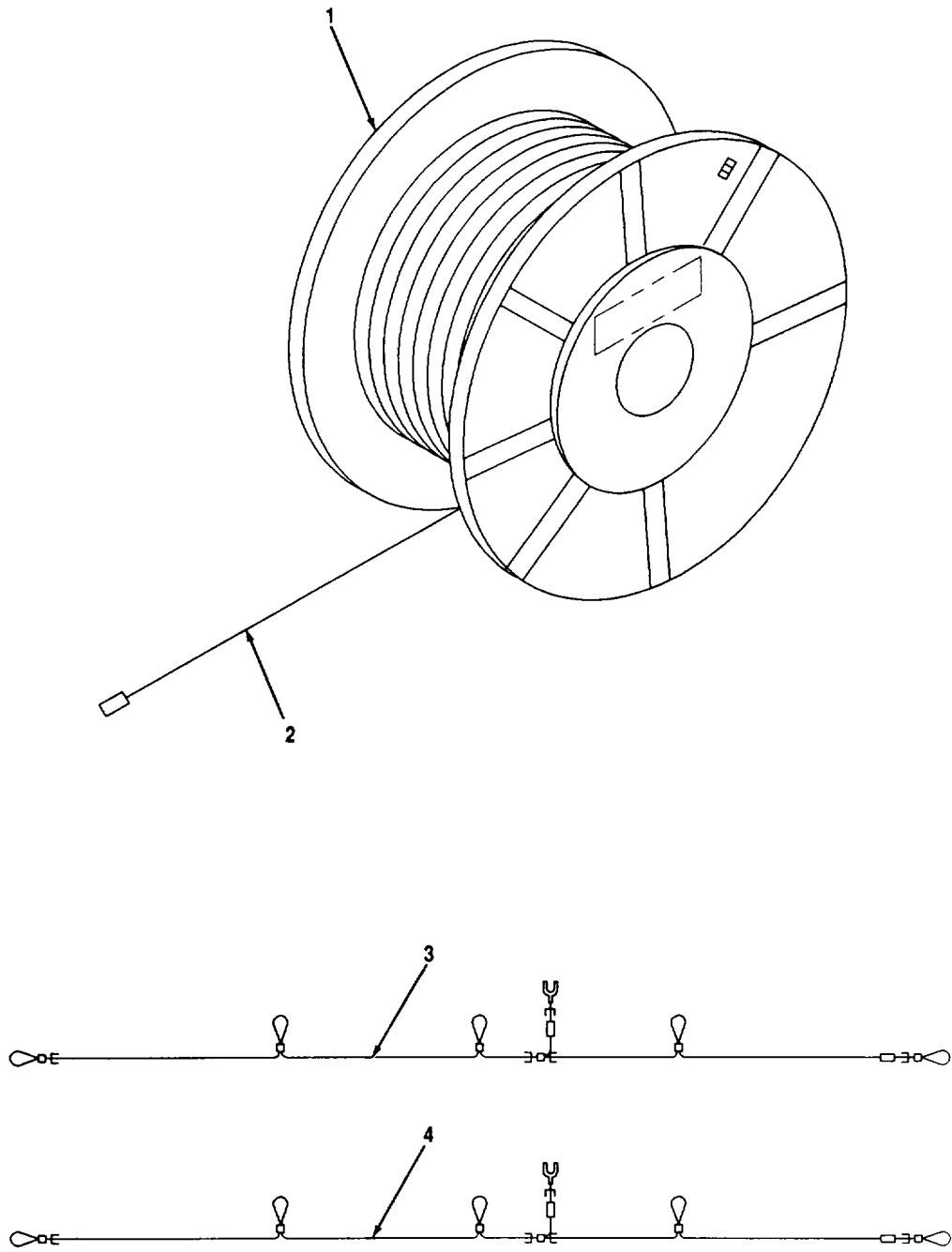


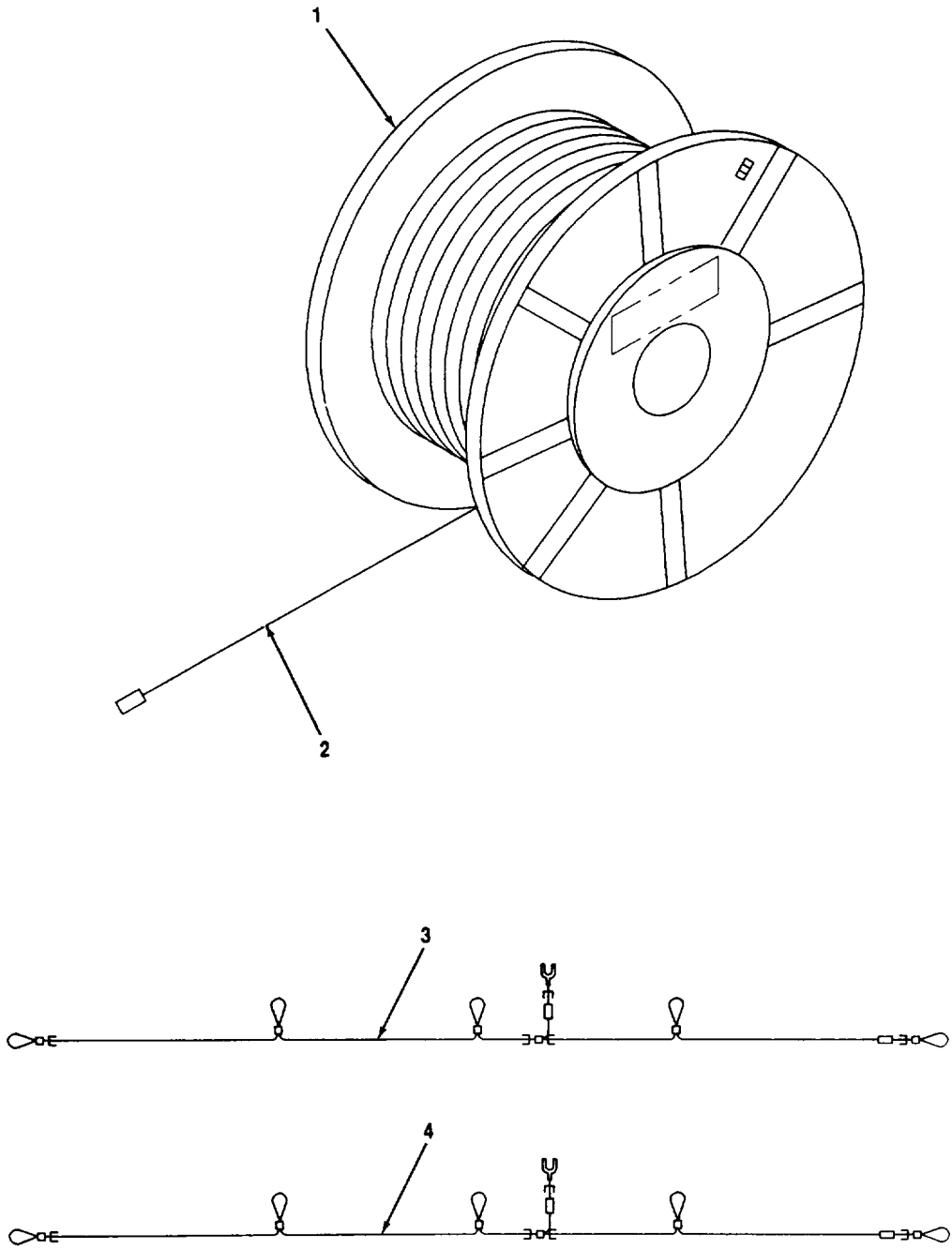
Figure 8. Wire Reel Assembly, #1 (A3032718)

SECTION II

TM 11-5895-1218-20P

(1) ITEM NO	(2)(3) SMR CODE	(4)(5) PART CAGEC	(6) NUMBER	DESCRIPTION AND USABLE ON CODES (UOC)	QTY
				GROUP 0105 WIRE REEL ASSMEBLY, #1 (A3032718)	
				FIG.8	
1	PAOZZ	80063A3032742		REEL.....	1
2	XBOZZ	80063A3032694		WIRE ROPE ASSEMBLY	1
3	PAOZZ	80063A30327381		ANTENNA SUPPORT GRO	1
4	PAOZZ	80063A30327382		ANTENNA SUPPORT GRO	1

END OF FIGURE



CEOMH-011

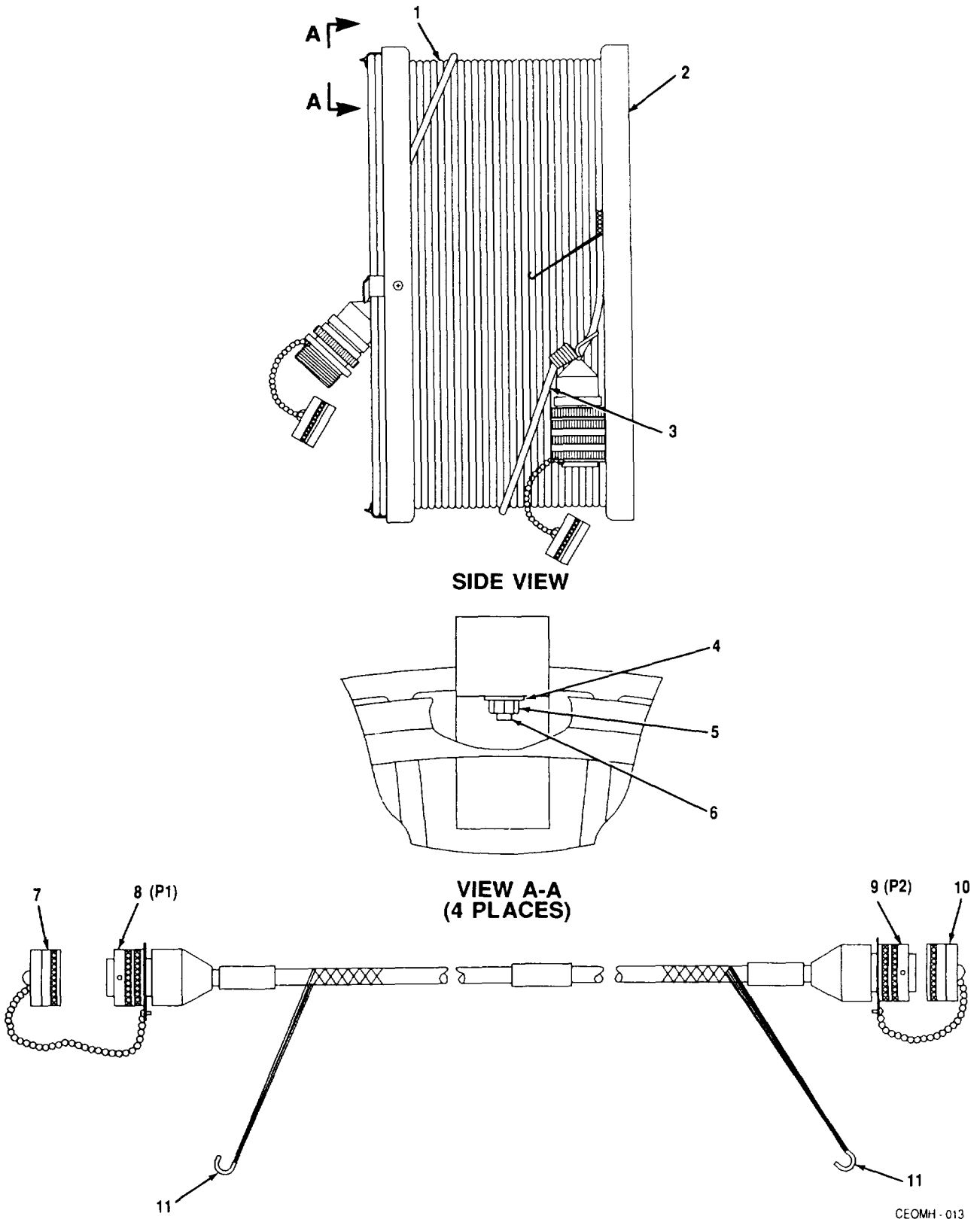
Figure 9. Wire Reel Assembly, #2 (A2719)

SECTION II

TM 11-5895-1218-20P

(1) ITEM NO	(2)(3) SMR CODE	(4)(5) PART CAGEC	(6) NUMBER	DESCRIPTION AND USABLE ON CODES (UOC)	QTY
				GROUP 0106 WIRE REEL ASSEMBLY, #2 (A3032719) FIG.9	
1	PAOZZ	80063	A3032742	REEL.....	1
2	PAOZZ	80063	A3032694	WIRE ROPE ASSEMBLY	1
3	PAOZZ	80063	A3032738-3	ANTENNA GROUP.....	1
4	PAOZZ	80063	A3032738-4	ANTENNA SUPPORT GRO	1

END OF FIGURE

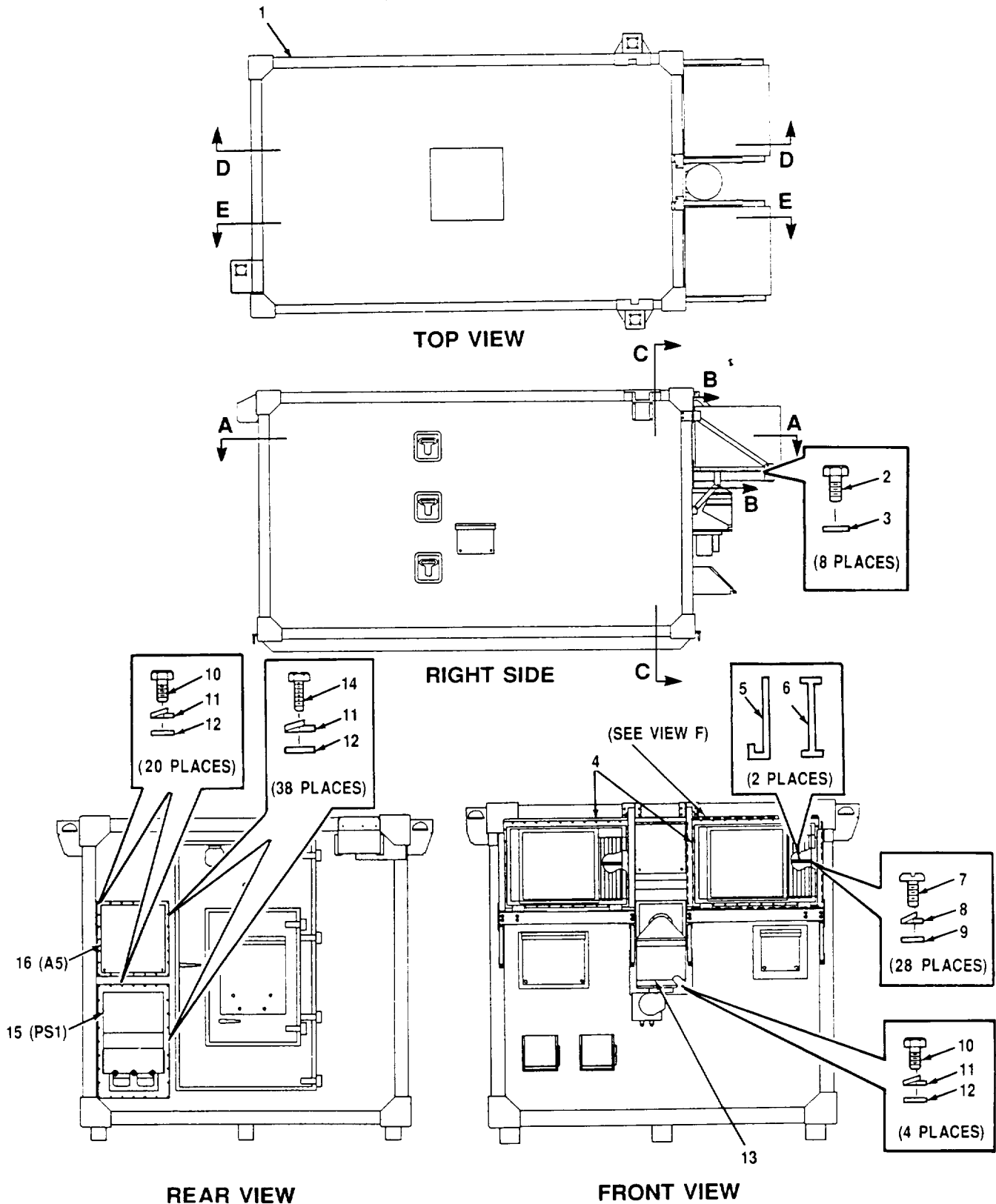


CEOMH - 013

Figure 11. Cable Assembly, Power CX-13355/TRC-179(V) (A3023754)

(1) ITEM NO	(2)(3) SMR CODE	(4)(5) PART CAGEC	(6) NUMBER	DESCRIPTION AND USABLE ON CODES (UOC)	QTY
				GROUP 03 CABLE ASSEMBLY, POWER CX-13355/TRC-179(V) (A3023754)	
				FIG.11	
1	PAOHH	80063	A3028183	CABLE ASSEMBLY, POWE.....	1
2	XBOZZ	80063	A3028182-1	REEL, CABLE.....	1
3	PAOZZ	80063	A3034508-2	CORD ASSEMBLY, ELAST.....	1
4	PAOZZ	96906	MS15795-808	WASHER, FLAT	4
5	PAOZZ	96906	MS21044C3	NUT, SELF-LOCKING, HE	4
6	PAOZZ	96906	MS24693C274	SCREW, MACHINE	4
7	PAOZZ	81349	M85049/3W10A1	ADAPTER, CABLE CLAMP.....	1
10	PAOZZ	96906	MS17340N1OB1	ADAPTER	1

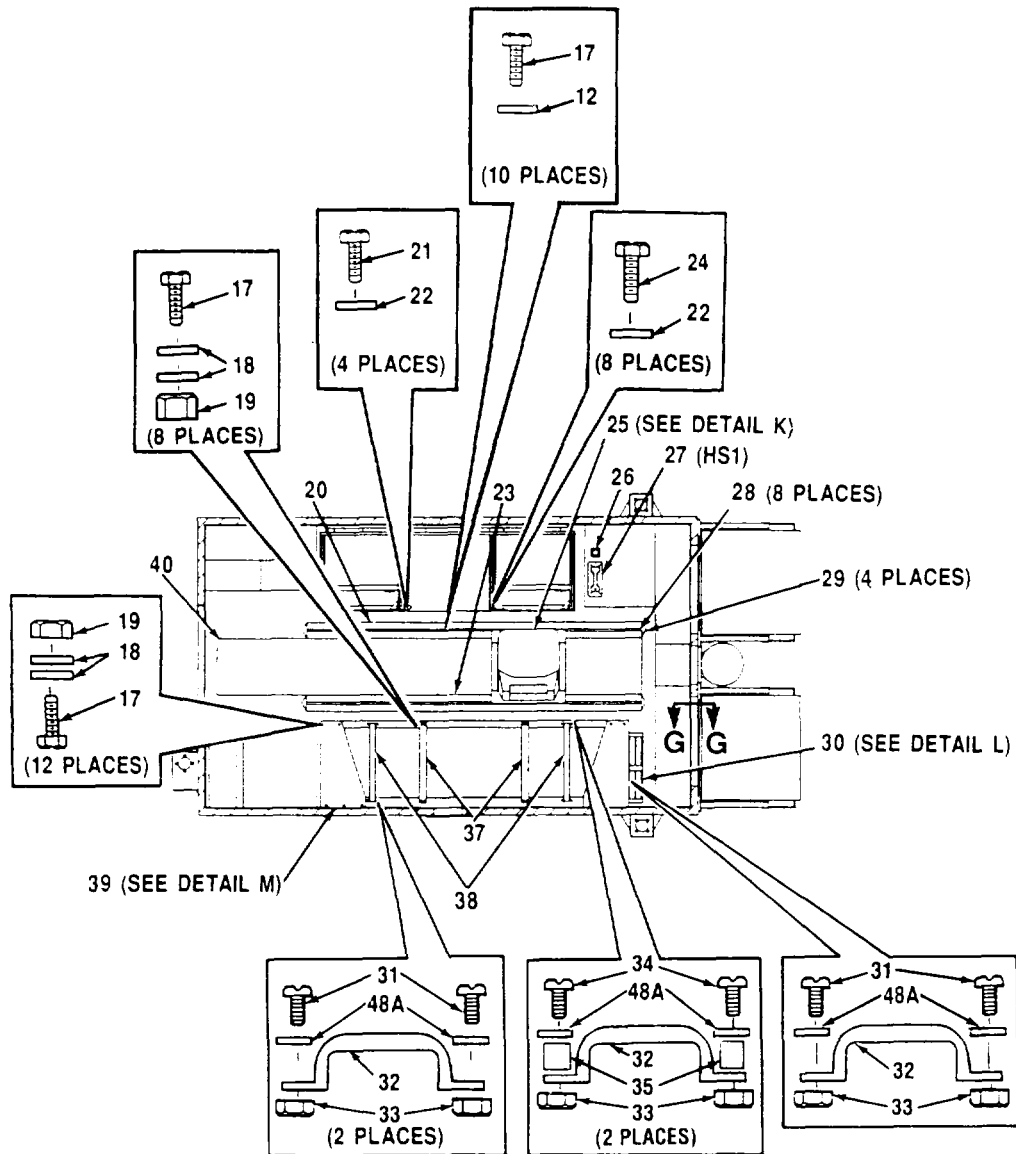
END OF FIGURE



NOTE: ALL REFERENCE DESIGNATORS SHOULD BE PRECEDED BY A28.

CECMI-019

Figure 12. Shelter Assembly, A28, (3023767) (Sheet 1 of 10)



SECTION A-A

ITEM 36 NOT USED

Figure 12. Shelter Assembly, A28, (3023767) (Sheet 2 of 10)

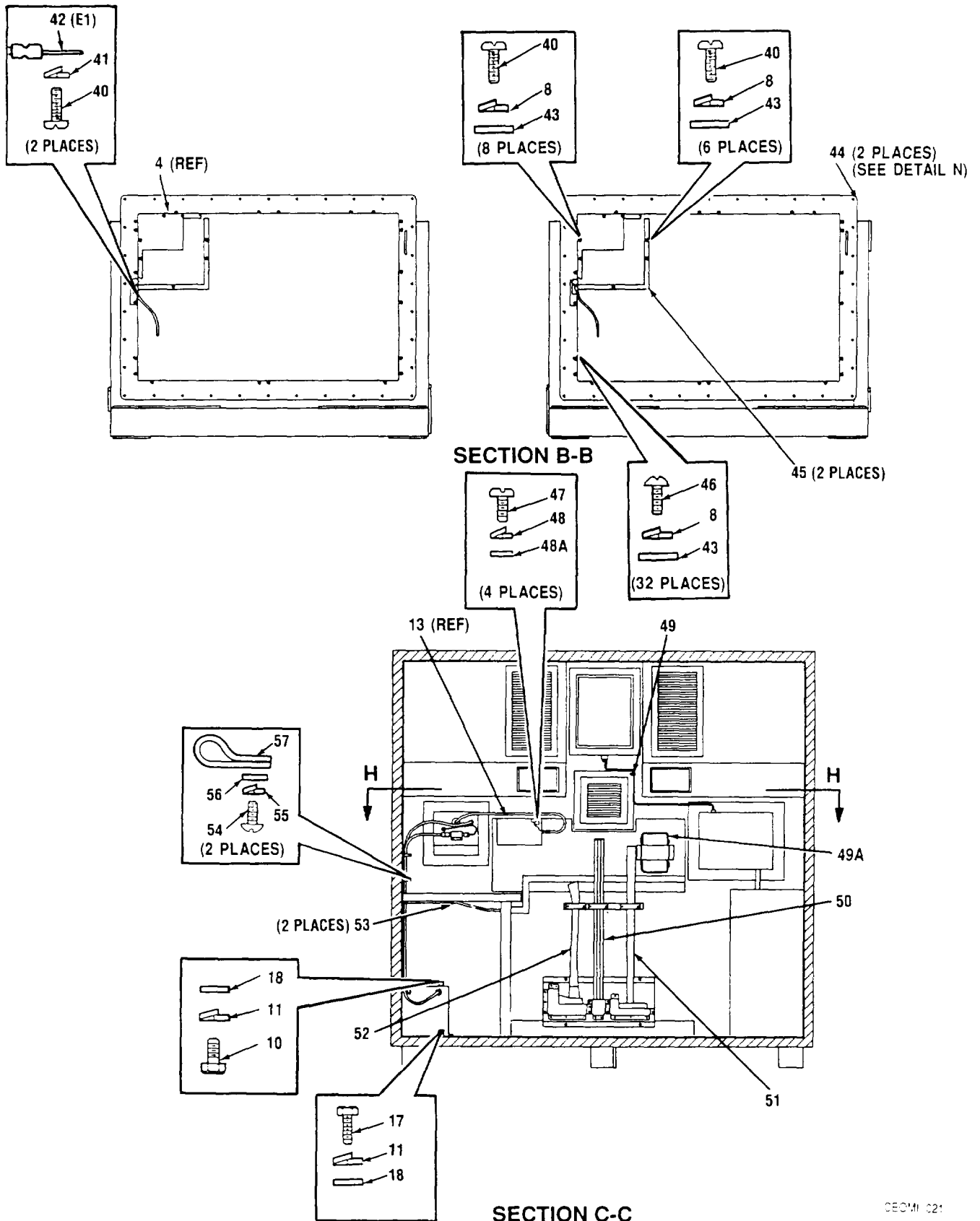
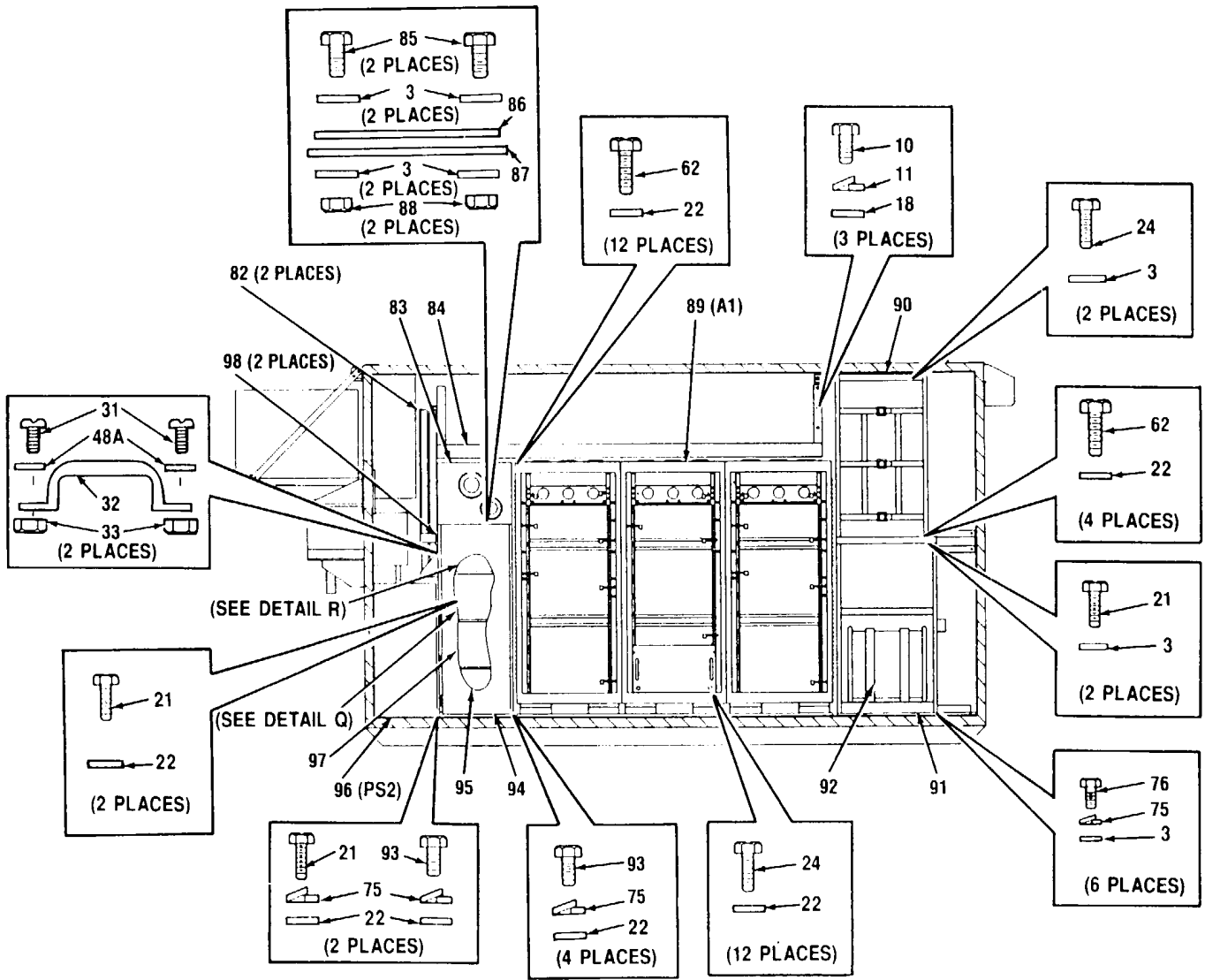


Figure 12. Shelter Assembly, A28, (3023767) (Sheet 3 of 10)



SECTION E-E

Figure 12. Shelter Assembly, A28, (3023767) (Sheet 5 of 10)

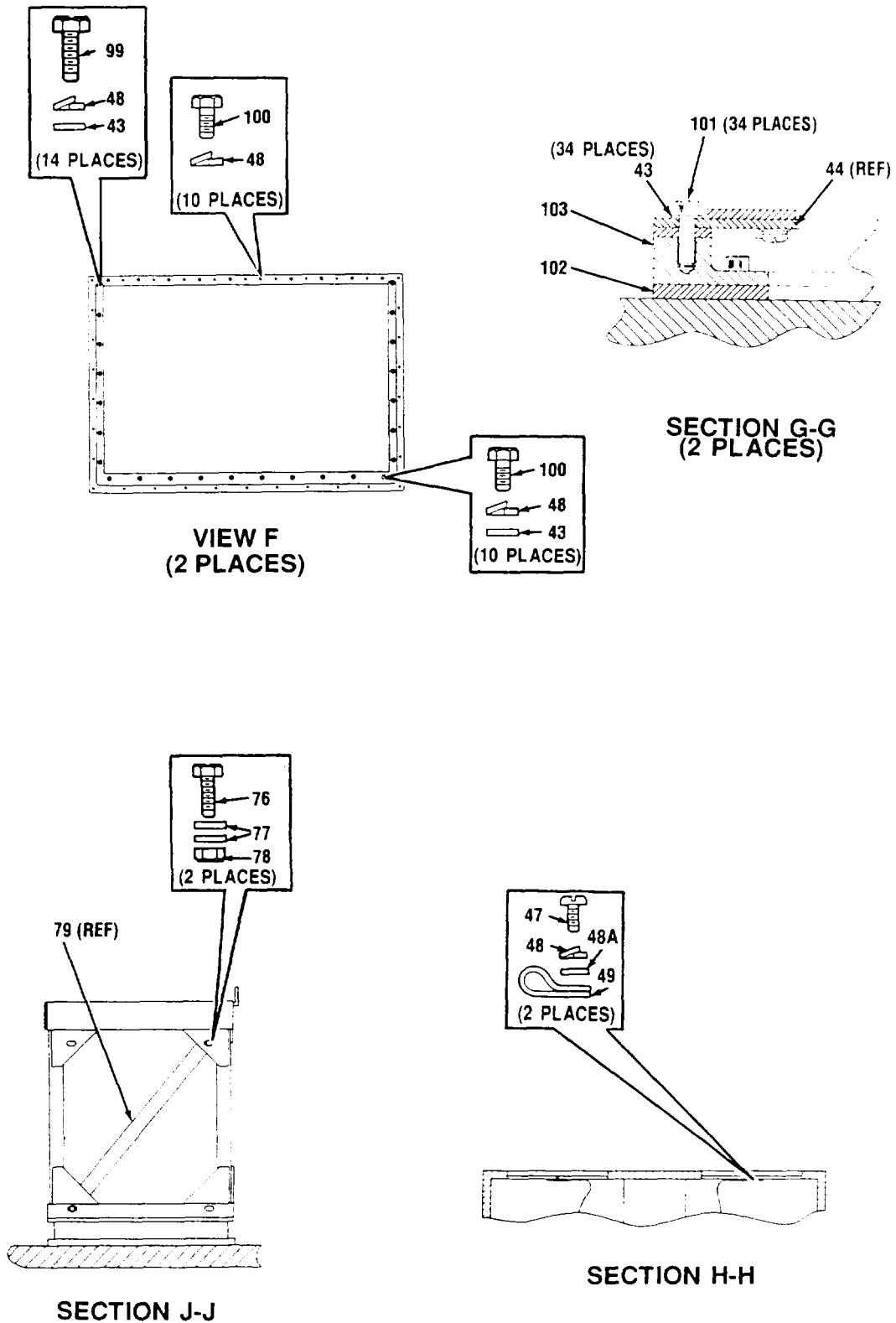
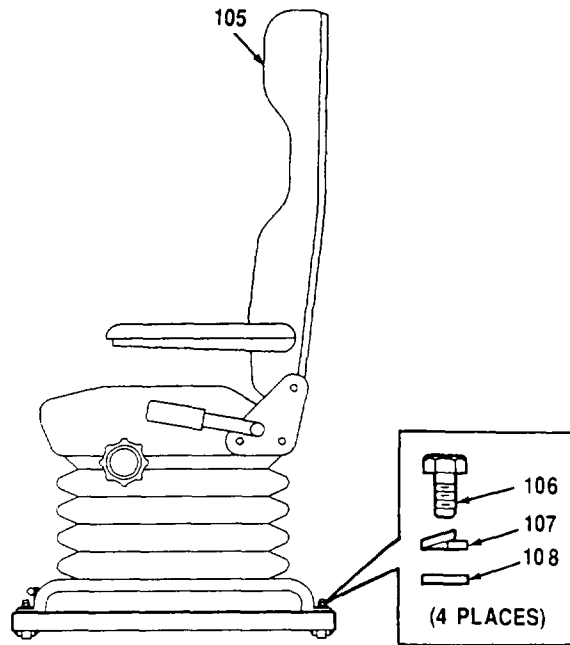
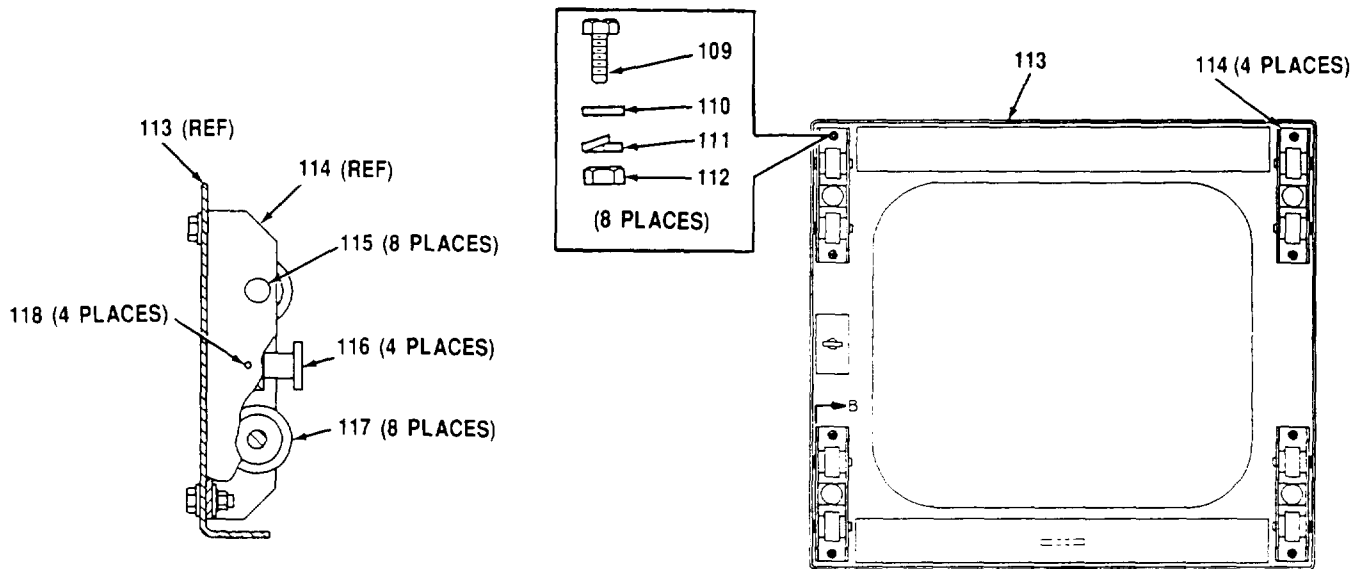


Figure 12. Shelter Assembly, A28, (3023767) (Sheet 6 of 10)



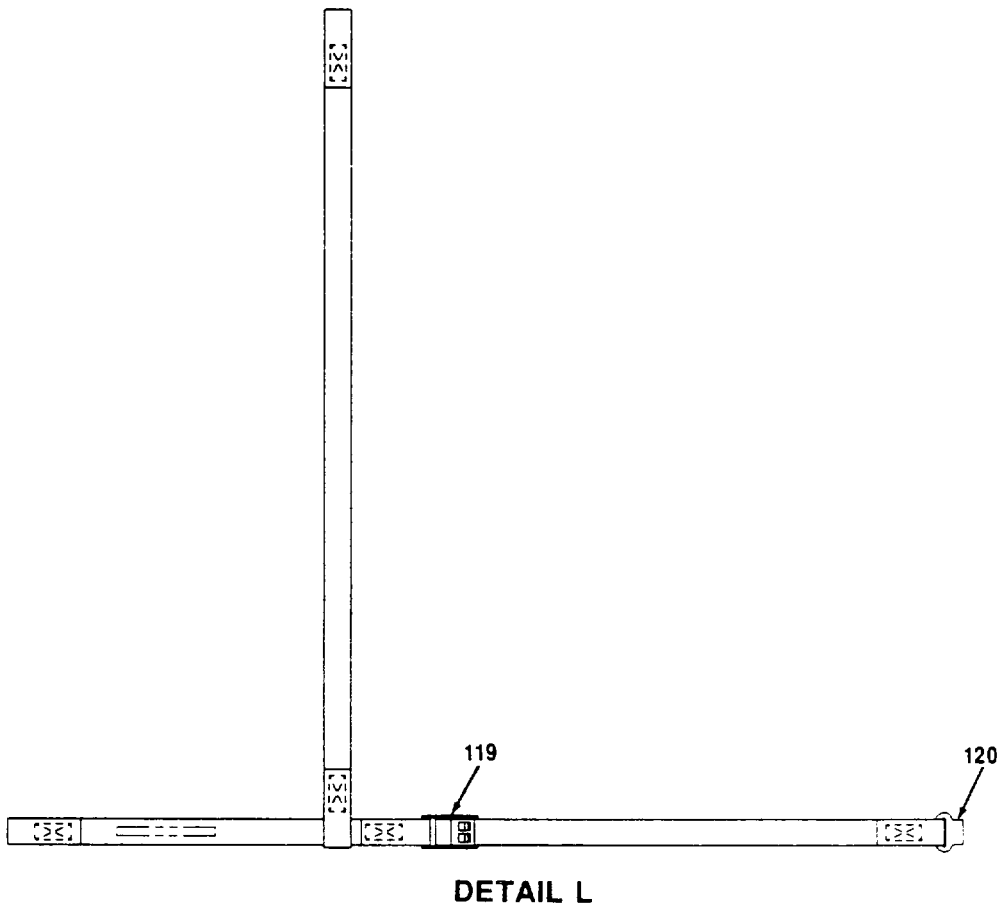
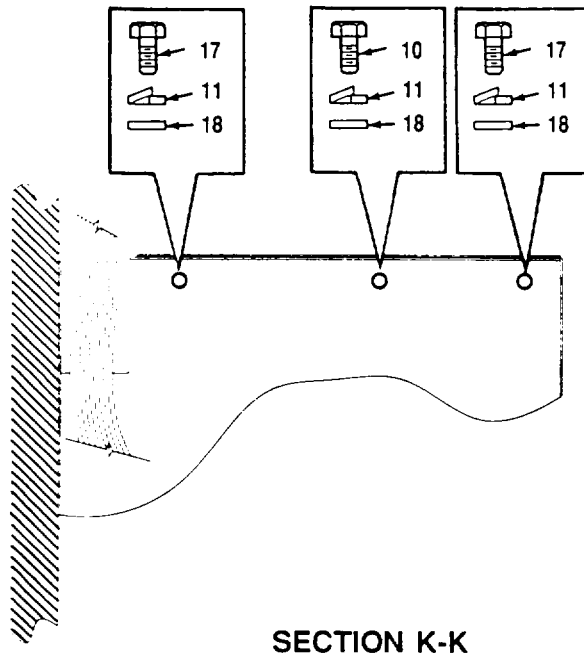
**SIDE VIEW
(DETAIL K)**



DETAIL K

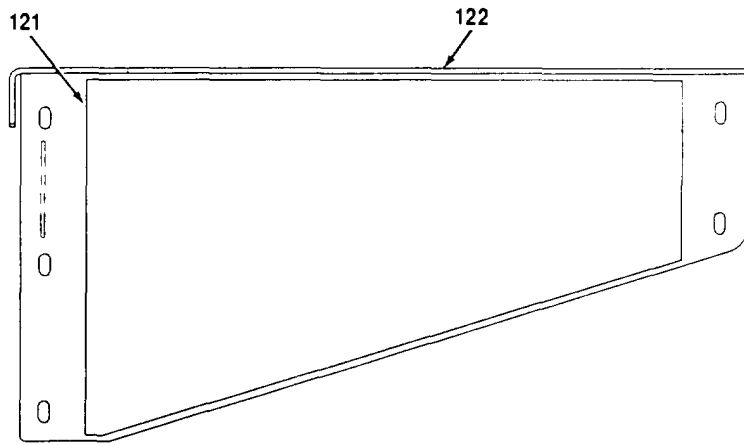
**BOTTOM VIEW
(DETAIL K)**

Figure 12. Shelter Assembly, A28, (3023767) (Sheet 7 of 10)

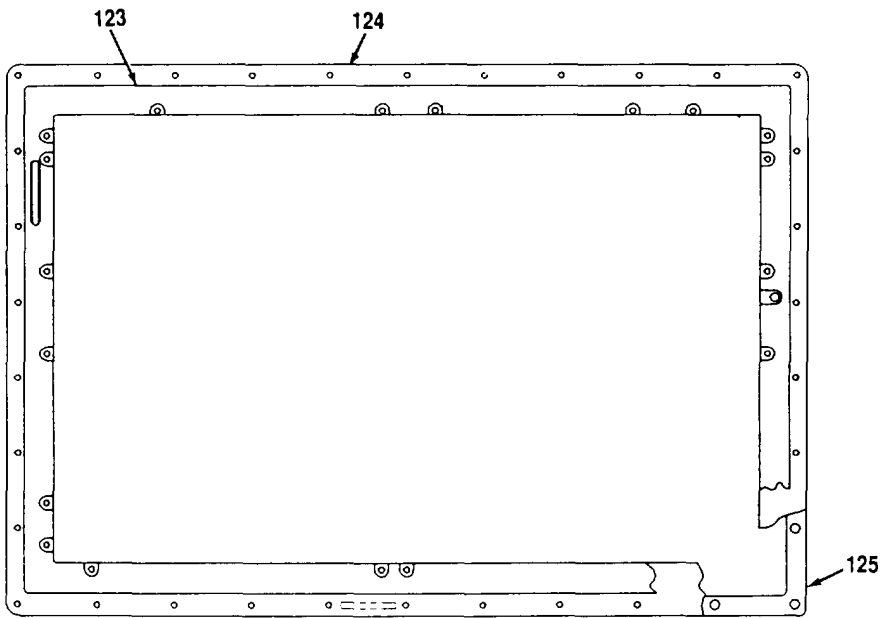


CECM1-226

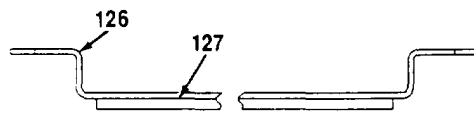
Figure 12. Shelter Assembly, A28, (3023767) (Sheet 8 of 10)



DETAIL M



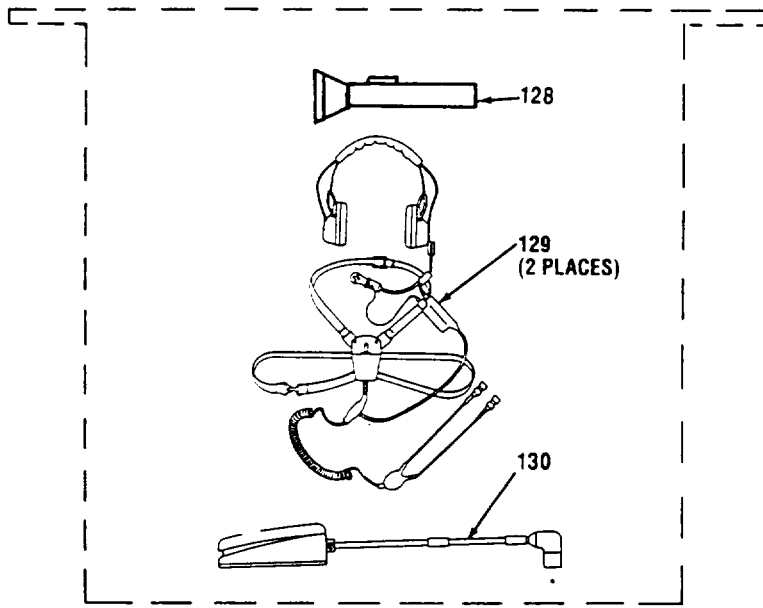
DETAIL N



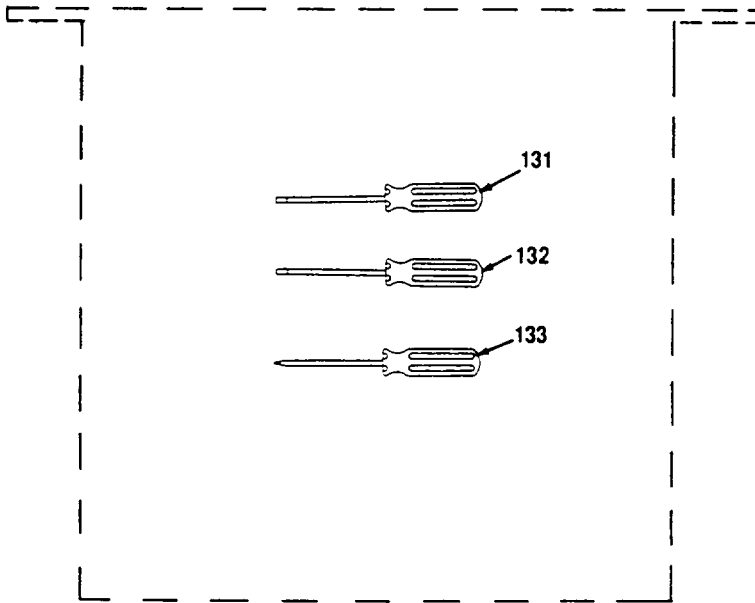
DETAIL P

CEOMI-027

Figure 12. Shelter Assembly, A28, (3023767) (Sheet 9 of 10)



DETAIL Q



DETAIL R

Figure 12. Shelter Assembly, A28, (3023767) (Sheet 10 of 10)

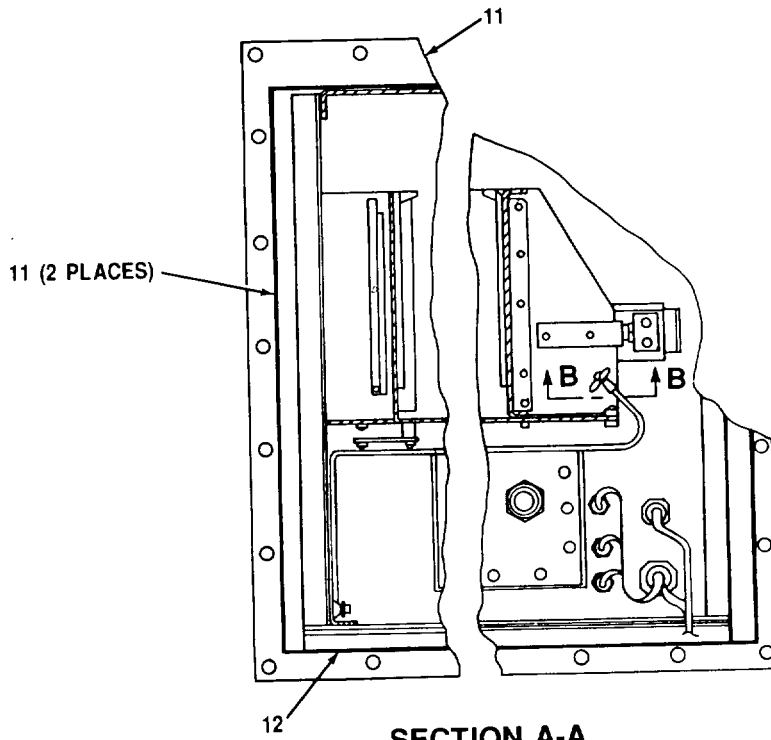
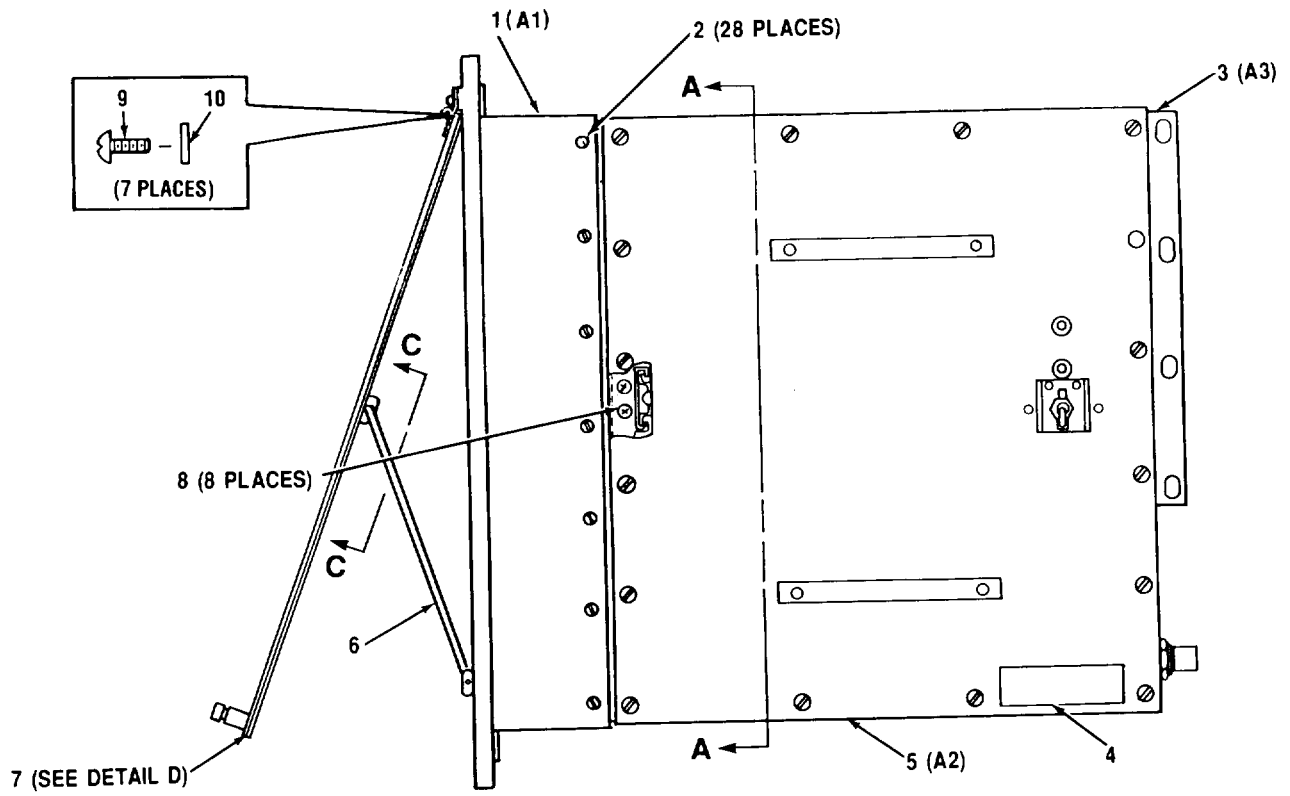
SECRET

SECTION II

TM 11-5895-1218-20P

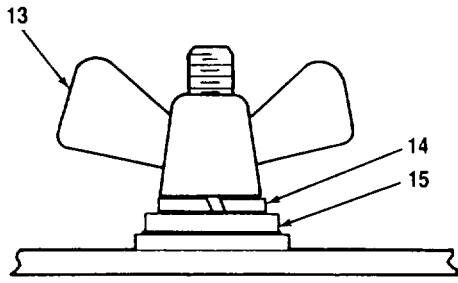
(1) ITEM NO	(2)(3) SMR CODE	(4)(5) PART CAGEC	(6) NUMBER	DESCRIPTION AND USABLE ON CODES (UOC)	QTY
GROUP 14 SHELTER ASSEMBLY A28 (A3023767)					
FIG.12					
13	PAODD	81361 E5-19-8892		FILTER UNIT, GAS-PAR (SEE TM3-4240- 315-20&P FOR PARTS BREAKDOWN)	1
25	XBOOO	80063	A3086520	CHAIR, ASSEMBLY OPER	1
26	PDOZZ	80063	A3034015	ASHTRAY	1
27	PAOFF	80058	TA312/PT	TELEPHONE SET (SEE TMII-5805-201- 23P FOR PARTS BREAKDOWN)	1
30	XBOOO	80063	A3078174	STRAP ASSEMBLY, CHAI	1
39A	PDOZZ	80063	A3086591	MAT, FLOOR	1
49A	PAOZZ	80063	SH-C-803900	KIT, FIRST AID	1
51	PDOZZ	80063	SCD539505	HAMMER, HAND	1
52	PDOZZ	80063	SCC539451	AX, SINGLE BIT	1
67	PAOFF	80058	AM1780/VRC	AMPLIFIER, AUDIO FRE (SEE TM11-5820- 401-20P FOR PARTS BREAKDOWN)	1
69	PAOFF	80058	C2298/VRC	CONTROL, INTERCOMMUN (SEE TMII-5820 401-20P FOR PARTS BREAKDOWN)	2
71	PDOZZ	80063	SCC539503	SHARFENER, PENCIL	1
73	XBOHH	80063	A3024761	BATTERY STORAGE ASS (SEE FIG.104 FOR PARTS BREAKDOWN)	1
74	PDOZZ	14933	7520-281-5913	BASKET.WAISTPAPER	1
82	PDOZZ	80063	A3032479	CHAIR, FOLDING	2
83	PDOZZ	80063	A3032480	SAFE, SECURITY CABIN	1
95	PDOZZ	80063	A3055764	CLEANER.VACUUM, ELEC	1
97	PDOZZ	80063	SC-C-539469	BRUSH, DUSTING, BENCH	1
105	PAOZZ	80063	A3028771	OPERATOR CHAIR	1
106	PAOZZ	96906	M535307-362	SCREW, CAP, HEXAGON H	4
107	PAOZZ	96906	MS35338-141	WASHER, LOCK	4
108	PAOZZ	96906	MS15795-815	WASHER, FLAT	4
109	PAOZZ	96906	MS35308-306	SCREW, CAP, HEXAGON H	8
110	PAOZZ	96906	MS15795-810	WASHER, FLAT	8
111	PAOZZ	96906	M535338-139	WASHER, LOCK	8
112	PAOZZ	96906	MS21044C4	NUT, SELF-LOCKING, HE	8
113	XBOZZ	80063	A3086521	MOUNTING BASE, CHAIR	1
114	PAOZZ	80063	A3086517	CARRIER, ROLLER, OPER	4
115	XBOZZ	80063	A3086515	PIN, ROLLER, OPERATOR	8
116	XBOZZ	80063	A3086516	PIN, RETAINING	4
117	PAOZZ	80063	A3086514	ROLLER, OPERATOR CHA	8
118	PAOZZ	96906	M551605-25	PIN, GROOVED	4
119	PAOZZ	80205	NAS1382-7	TIEDOWN	1
120	PAOZZ	80205	NAS1382-4	HOOK, TIEDOWN STRAP	1
128	PDOZZ	80063	TL122D	FLASHLIGHT	1
129	PAOZZ	81349	H161E/U	HEADSET-MICROPHONE	2
131	PDOZZ	96906	MS15218-7	SCREWDRIVER, FLAT TI	1
132	PDOZZ	80063	A3034493-2	SCREWDRIVER, FLAT T	1
133	PDOZZ	80063	SCC539894-3	SCREWDRIVER, CROSS T	1

END OF FIGURE

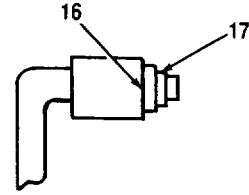


SECTION A-A

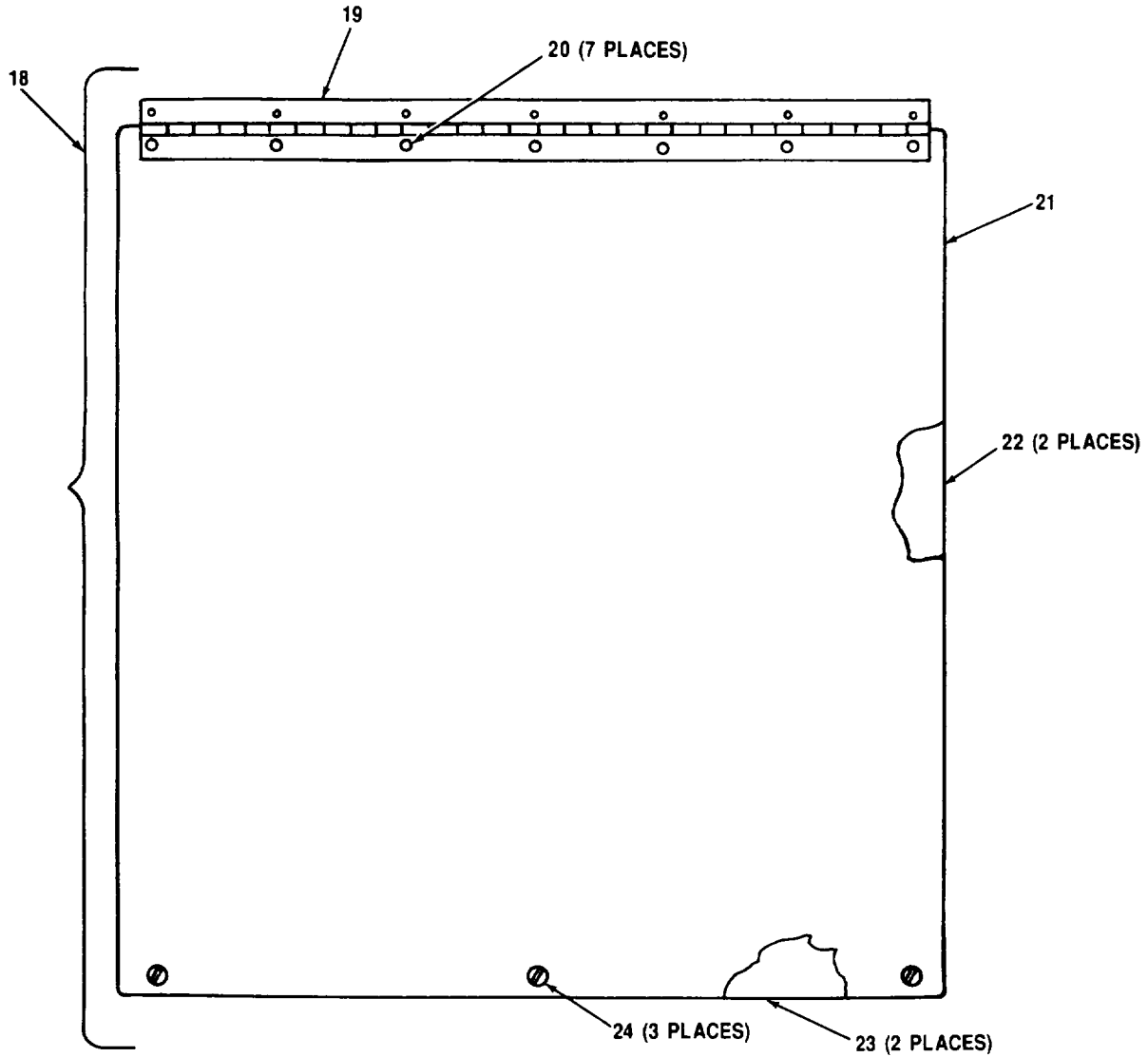
Figure 58. Interconnecting Unit, Signal J-4414/G A28A5, (A3023788) (Sheet 1 of 2)



SECTION B-B



SECTION C-C



DETAIL D

Figure 58. Interconnecting Unit, Signal J-4414/G
A28A5, (A3023788) (Sheet 2 of 2)

SECTION II

TM 11-5895-1218-20P

(1) ITEM NO	(2)(3) SMR CODE	(4)(5) PART CAGEC	(6) NUMBER	DESCRIPTION AND USABLE ON CODES (UOC)	QTY
				GROUP 1408 INTERCONNECTING UNIT, SIGNAL J-4414/G A28A5 (A3023788)	
				FIG.58	
5	XBOHH	80063	A3025128	DRAWER ASSEMBLY (SEE FIG. 64 FOR PARTS BREAKDOWN)	1

END OF FIGURE

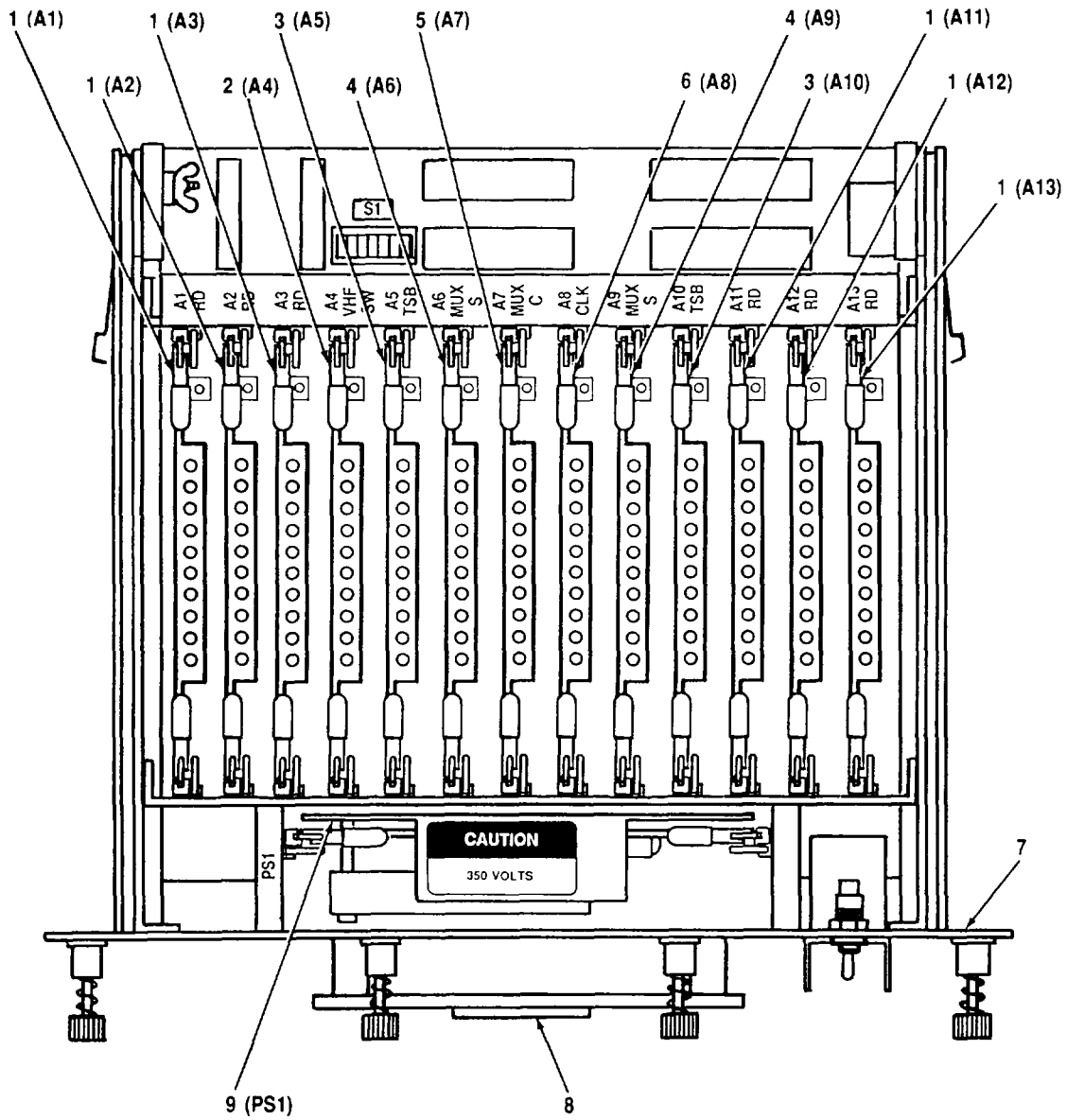


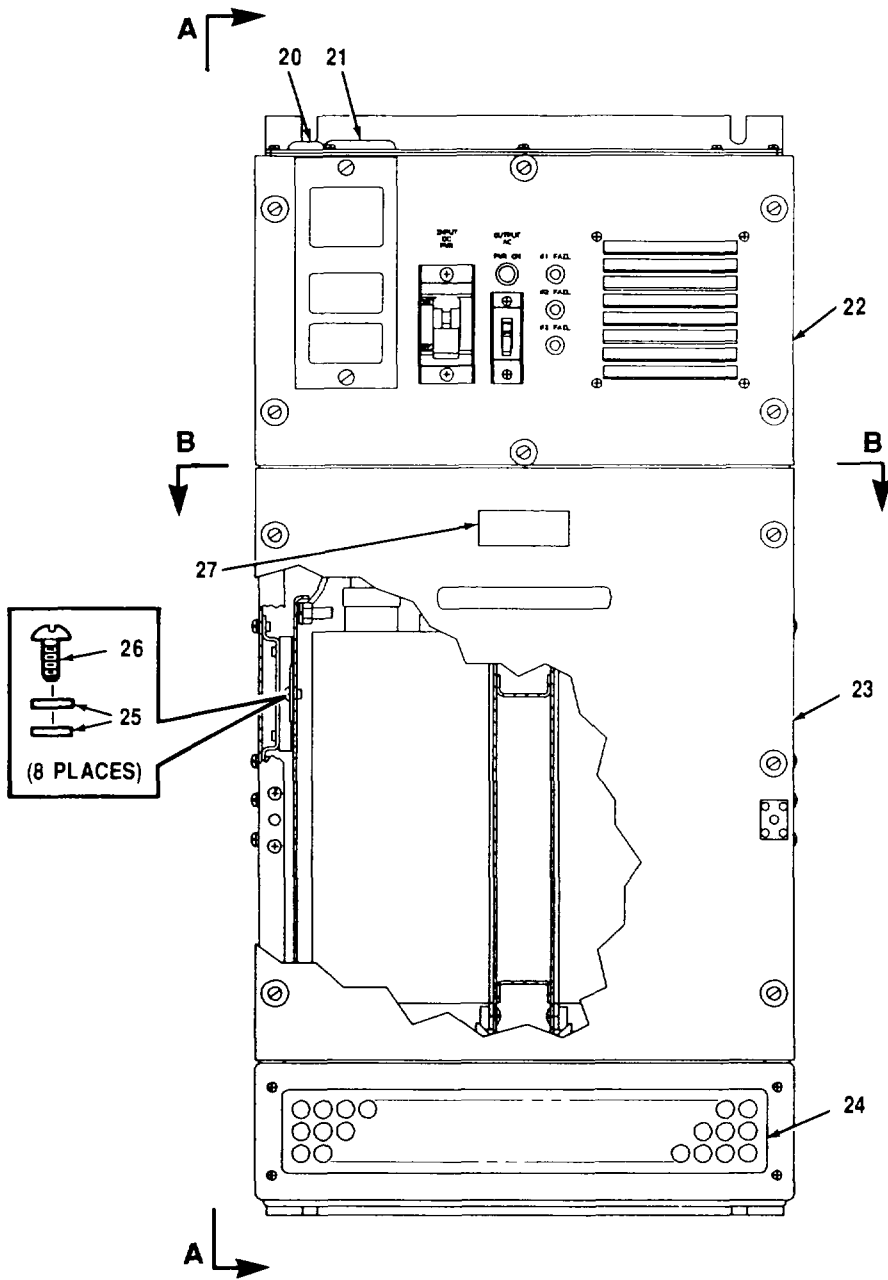
Figure 64. Drawer Assembly A28A5A2, (A3025128)

SECTION II

TM 11-5895-1218-20P

(1) ITEM NO	(2)(3) SMR CODE	(4)(5) PART CAGEC	(6) NUMBER	DESCRIPTION AND USABLE ON CODES (UOC)	QTY
GROUP 140802 DRAWER ASSEMBLY A28A5A2 (A3025128)					
FIG.64					
2	PAOLL	80063	A3025257	CIRCUIT CARD ASSEMB (SEE FIG. 68..... FOR PARTS BREAKDOWN)	1
3	PAOLL	80063	A3024866	POWER SUPPLY SUBASS (SEE FIG. 69..... FOR PARTS BREAKDOWN)	2
4	PAOLL	80063	A3024865	POWER SUPPLY SUBASS (SEE FIG. 70..... FOR PARTS BREAKDOWN)	2
5	PAOLL	80063	A3024864	POWER SUPPLY SUBASS (SEE FIG. 71..... FOR PARTS BREAKDOWN)	1
6	PAOLL	80063	A3024881	CIRCUIT CARD ASSEMB (SEE FIG. 72..... FOR PARTS BREAKDOWN)	1
9	PAOHH	80063	A3024062	POWER SUPPLY SUBASS (SEE FIG. 73..... FOR PARTS BREAKDOWN)	1

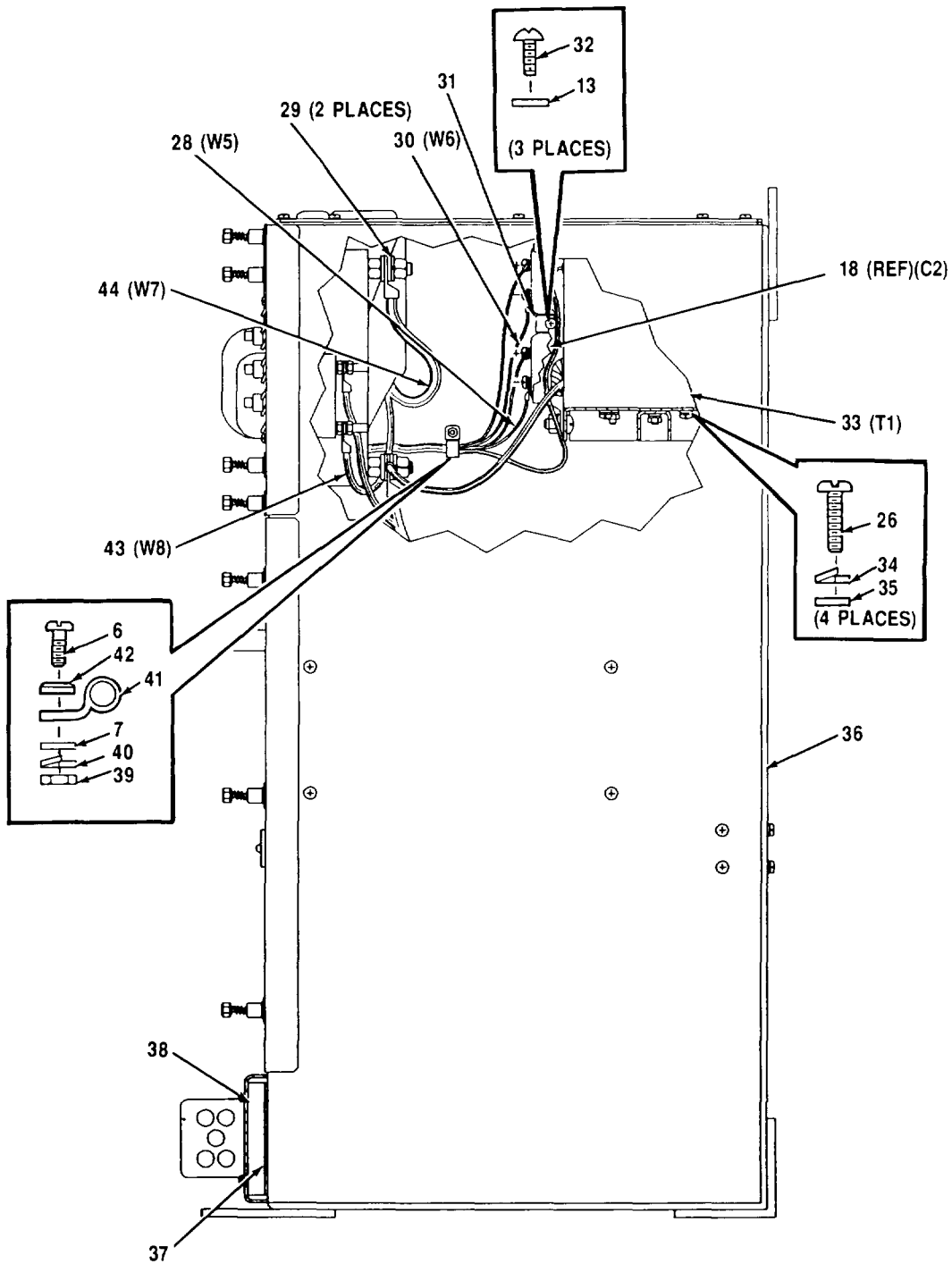
END OF FIGURE



FRONT VIEW

CEOMH - 028

Figure 80. Power Supply, Inverter PP-8105/G
A28PS2, (A3023792) (Sheet 1 of 3)



SIDE VIEW

Figure 80. Power Supply, Inverter PP-8105/G
A28PS2, (A3023792) (Sheet 2 of 3)

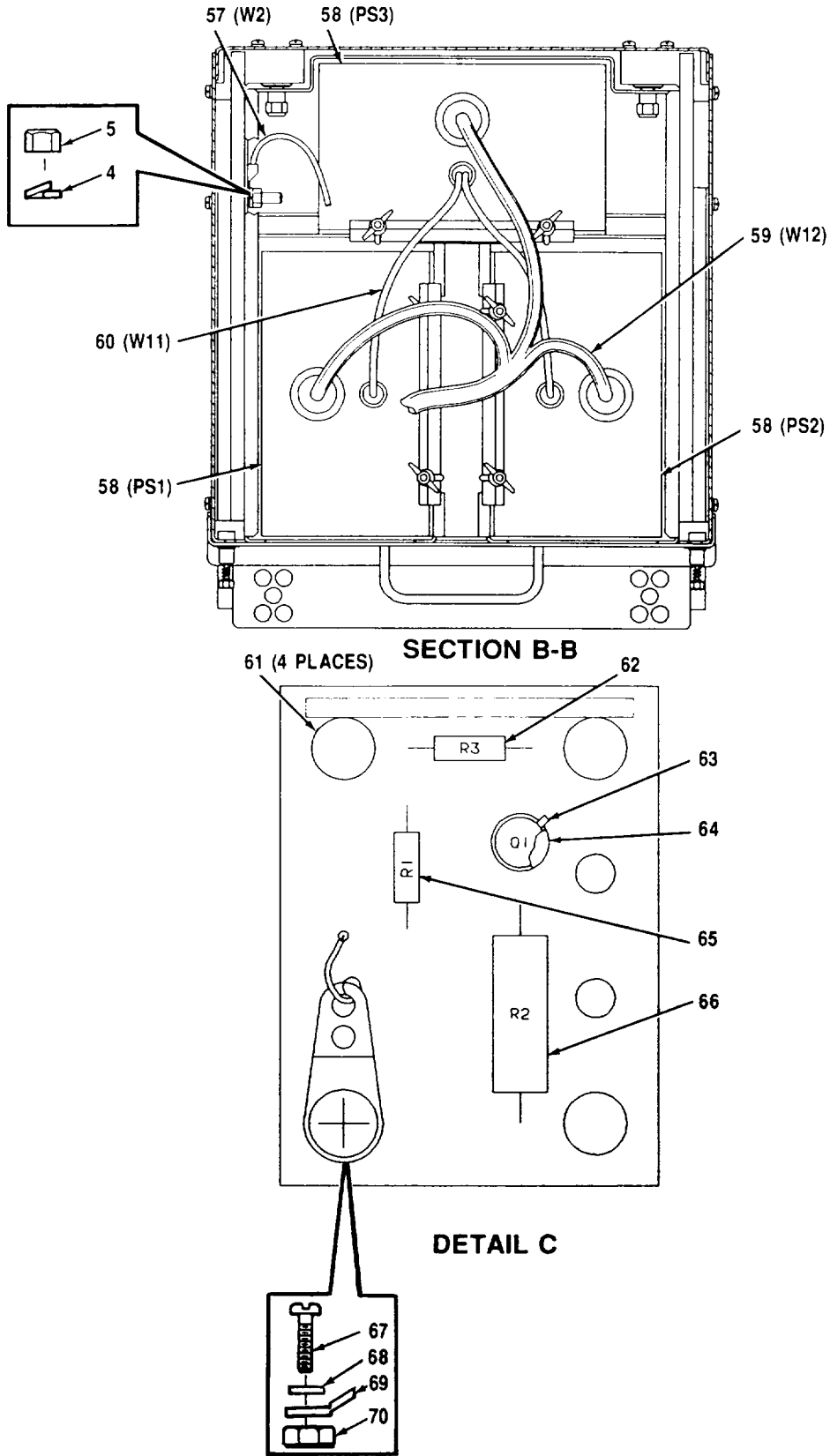


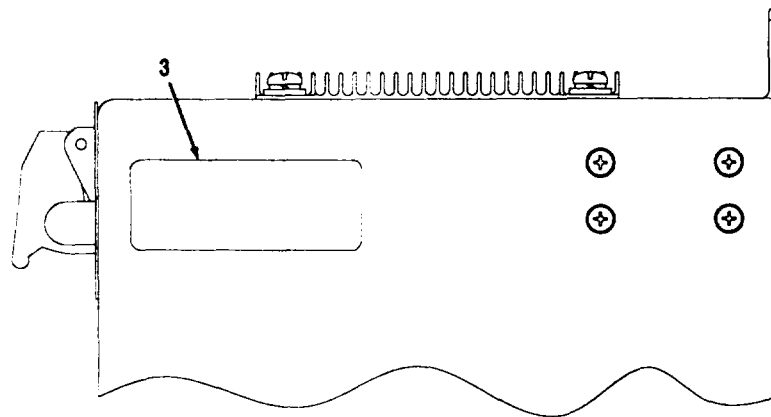
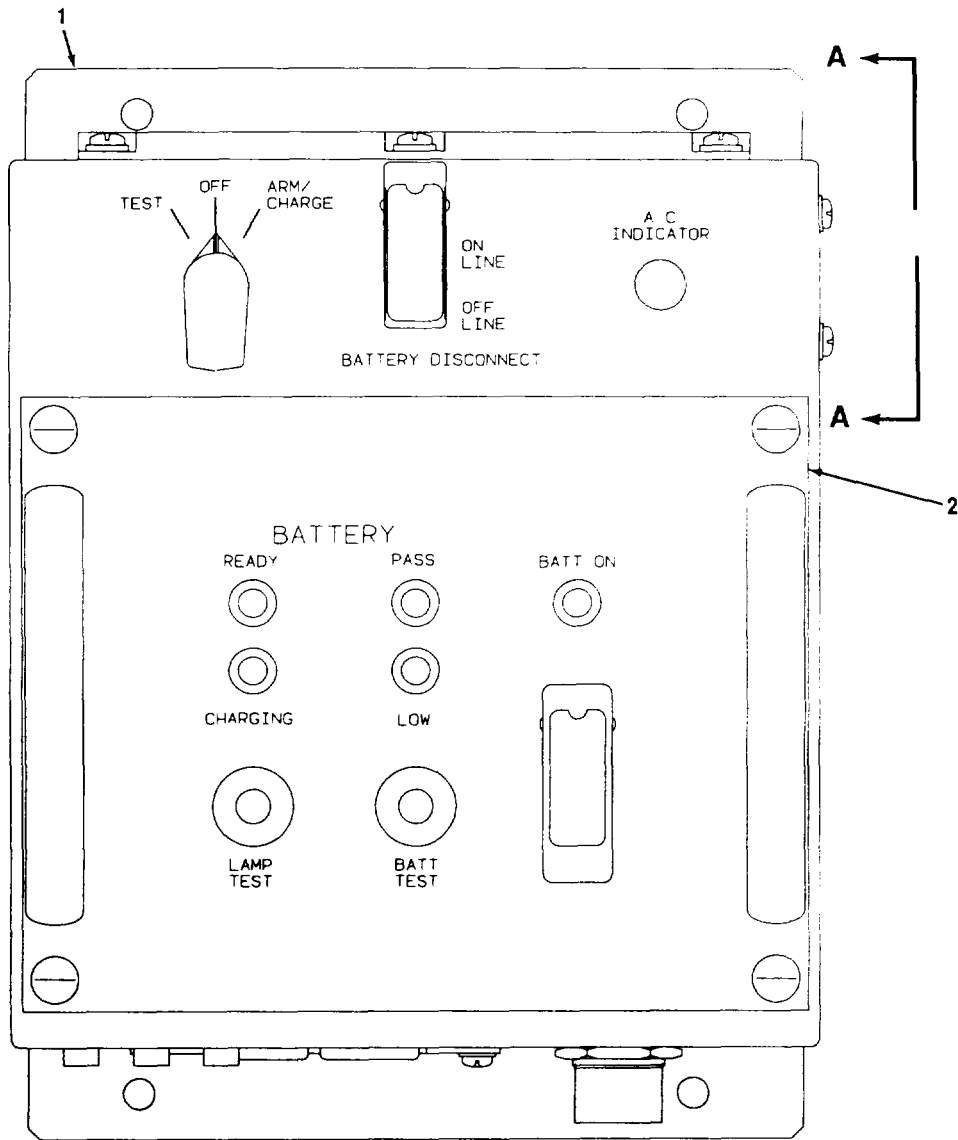
Figure 80. Power Supply, Inverter PP-8105/G
A28PS2, (A3023792) (Sheet 3 of 3)

SECTION II

TM 11-5895-1218-20P

(1) ITEM NO	(2)(3) SMR CODE	(4)(5) PART CAGEC	(6) NUMBER	DESCRIPTION AND USABLE ON CODES (UOC)	QTY
				GROUP 1412 POWER SUPPLY, UNINTERRUPTED, PP-8143/G (A3023791)	
				FIG.80	
58	PAOLL	80063	A3034483	POWER SUPPLY SET (SEE FIG. 84 FOR PARTS BREAKDOWN)	3

END OF FIGURE



VIEW A-A

CEOMH - 032

Figure 98. Power Supply, Uninterrupted PP-8143/G A28A6, (A3023791)

SECTION II

TM 11-5895-1218-20P

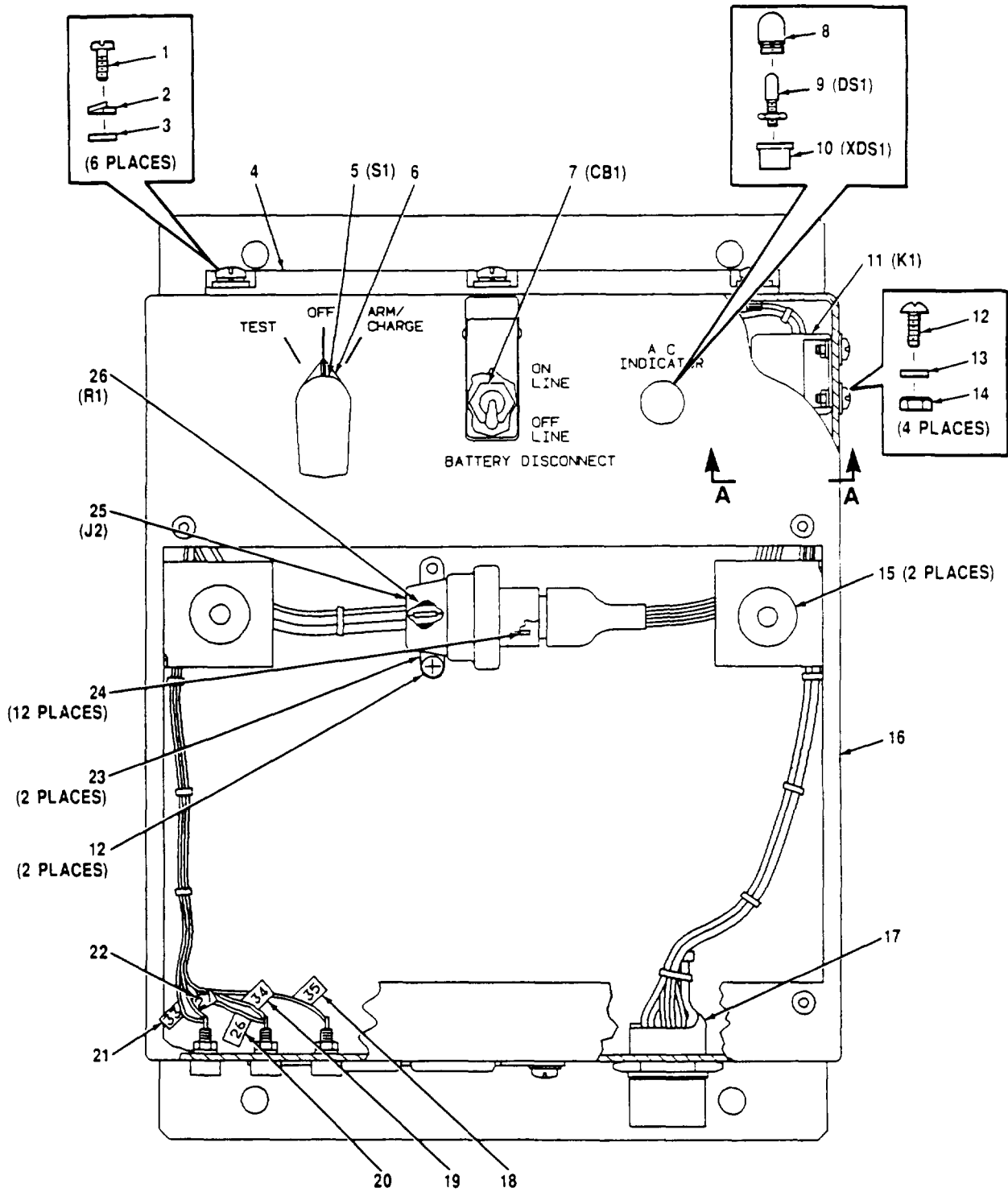
(1) ITEM NO	(2)(3) SMR CODE	(4)(5) PART CAGEC	(6) NUMBER	DESCRIPTION AND USABLE ON CODES (UOC)	QTY
-------------------	-----------------------	-------------------------	---------------	---------------------------------------	-----

GROUP 1413 POWER SUPPLY,
UNINTERRUPTED, PP-8143/G
(A30223791)

FIG.98

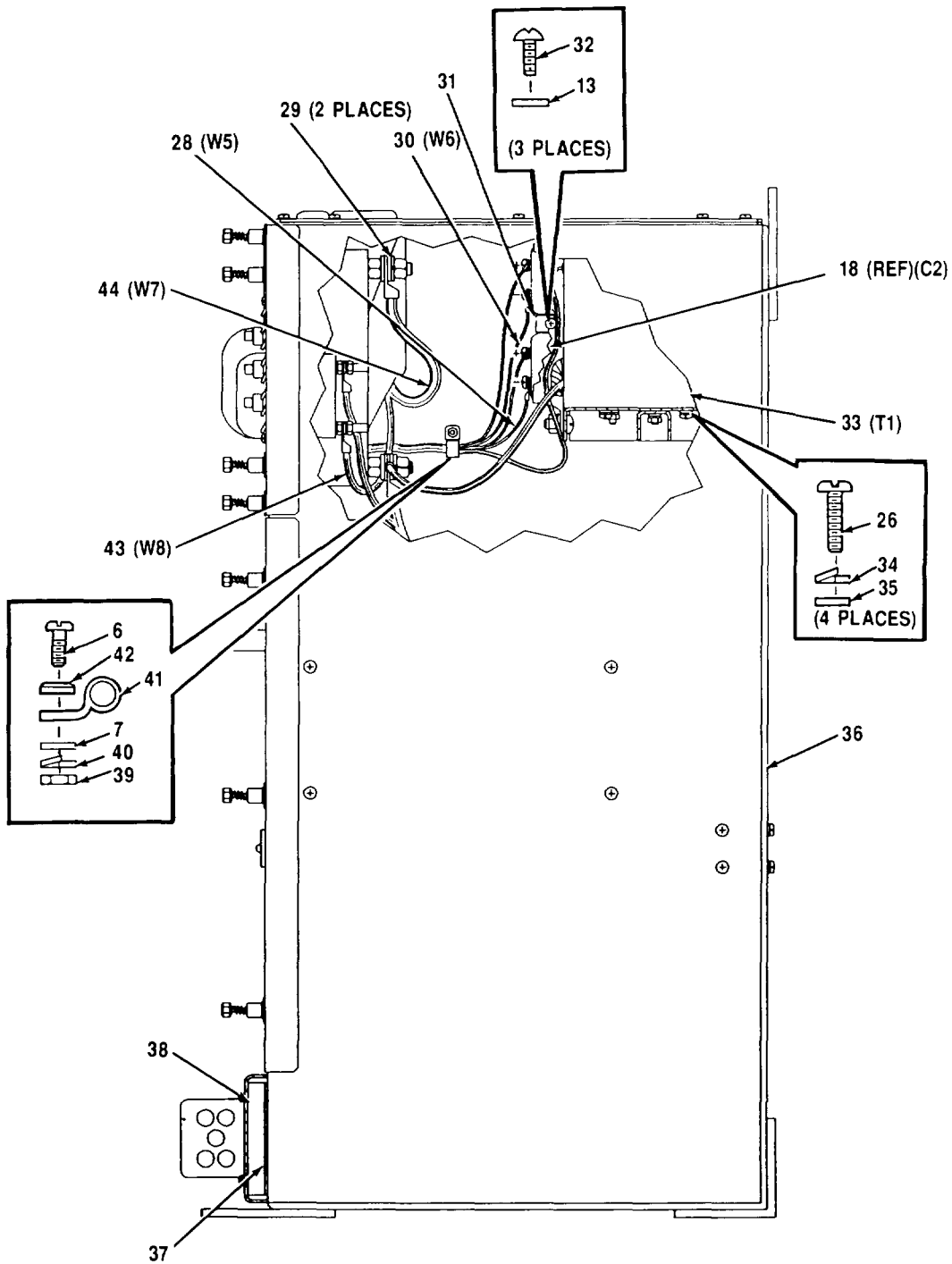
2	PAOHH 80063		A3024125	POWER SUPPLY (SEE FIG. 99 FOR PARTS BREAKDOWN)	1
---	-------------	--	----------	---	---

END OF FIGURE



**FRONT VIEW
(COVER REMOVED)**

Figure 102. Emergency Lighting Battery Charger Assembly ELBS (A3032455) (Sheet 1 of 4)



SIDE VIEW

Figure 102. Emergency Lighting Battery Charger Assembly ELBS (A3032455) (Sheet 2 of 4)

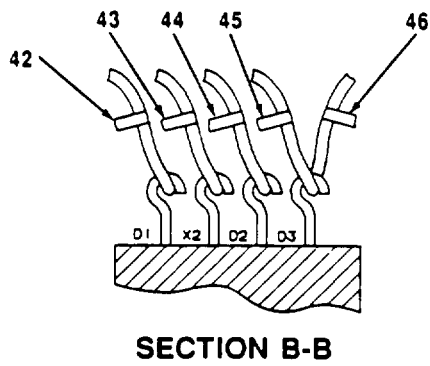
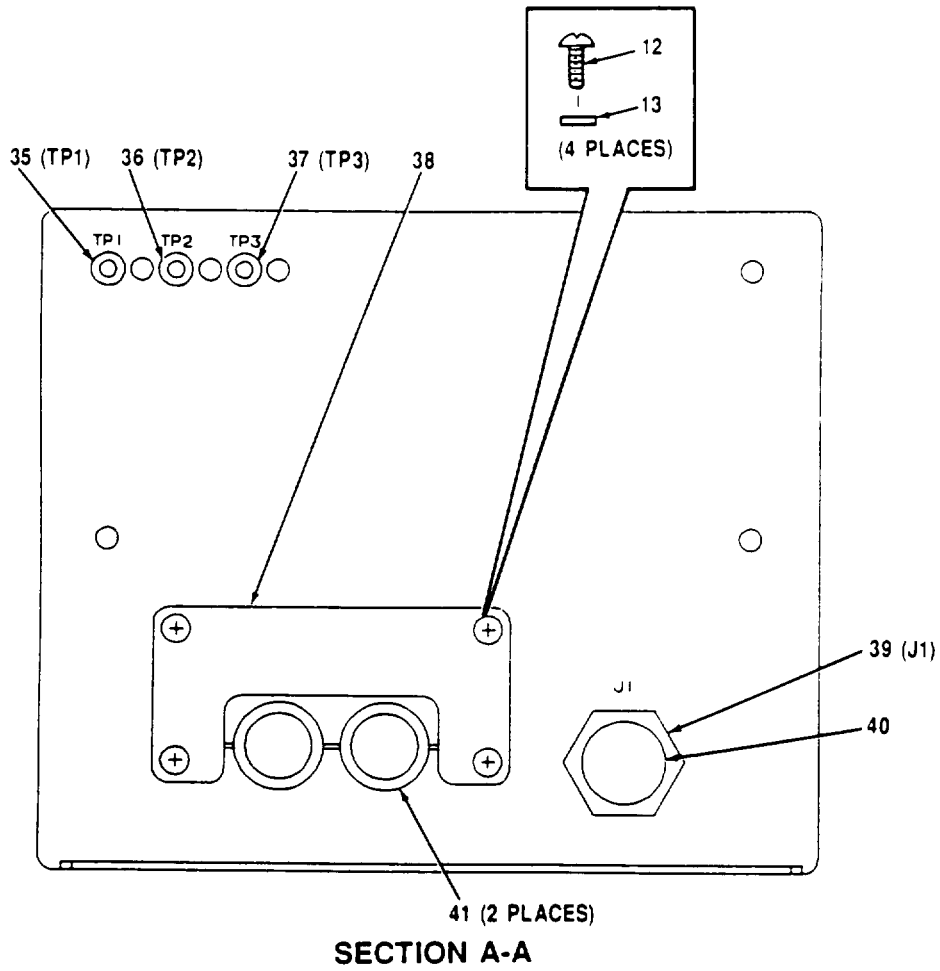
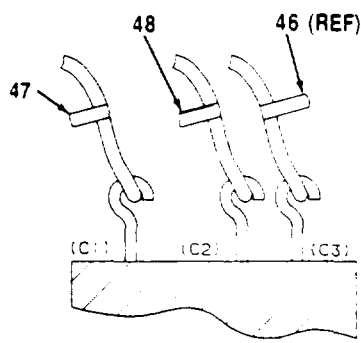
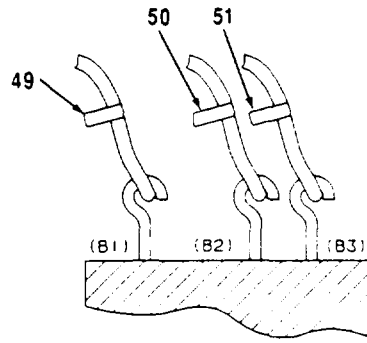


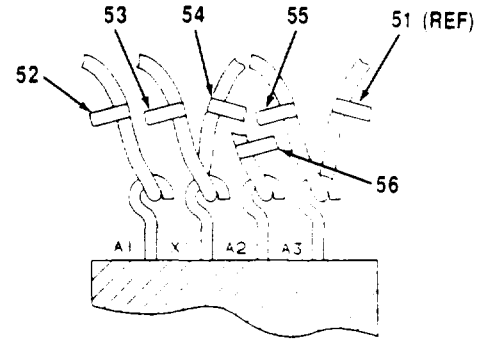
Figure 102. Emergency Lighting Battery Charger Assembly ELBS
(A3032455) (Sheet 3 of 4)



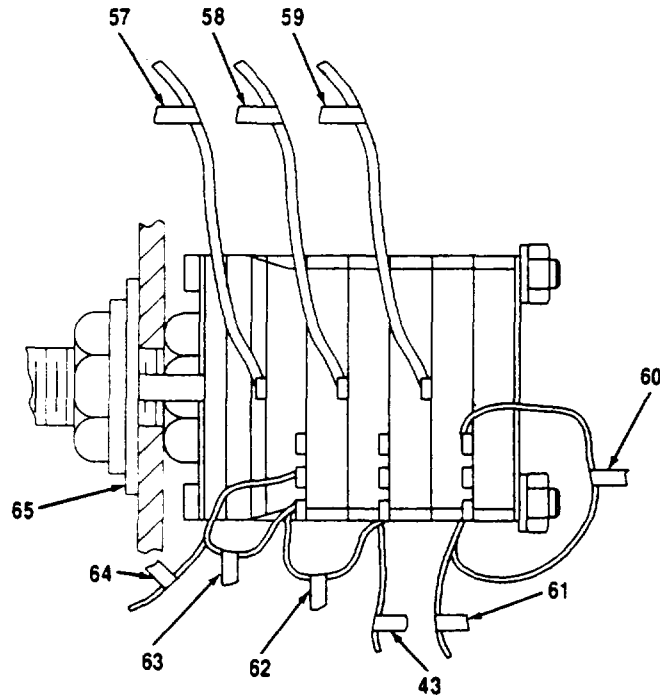
SECTION C-C



SECTION D-D



SECTION E-E



SECTION F-F

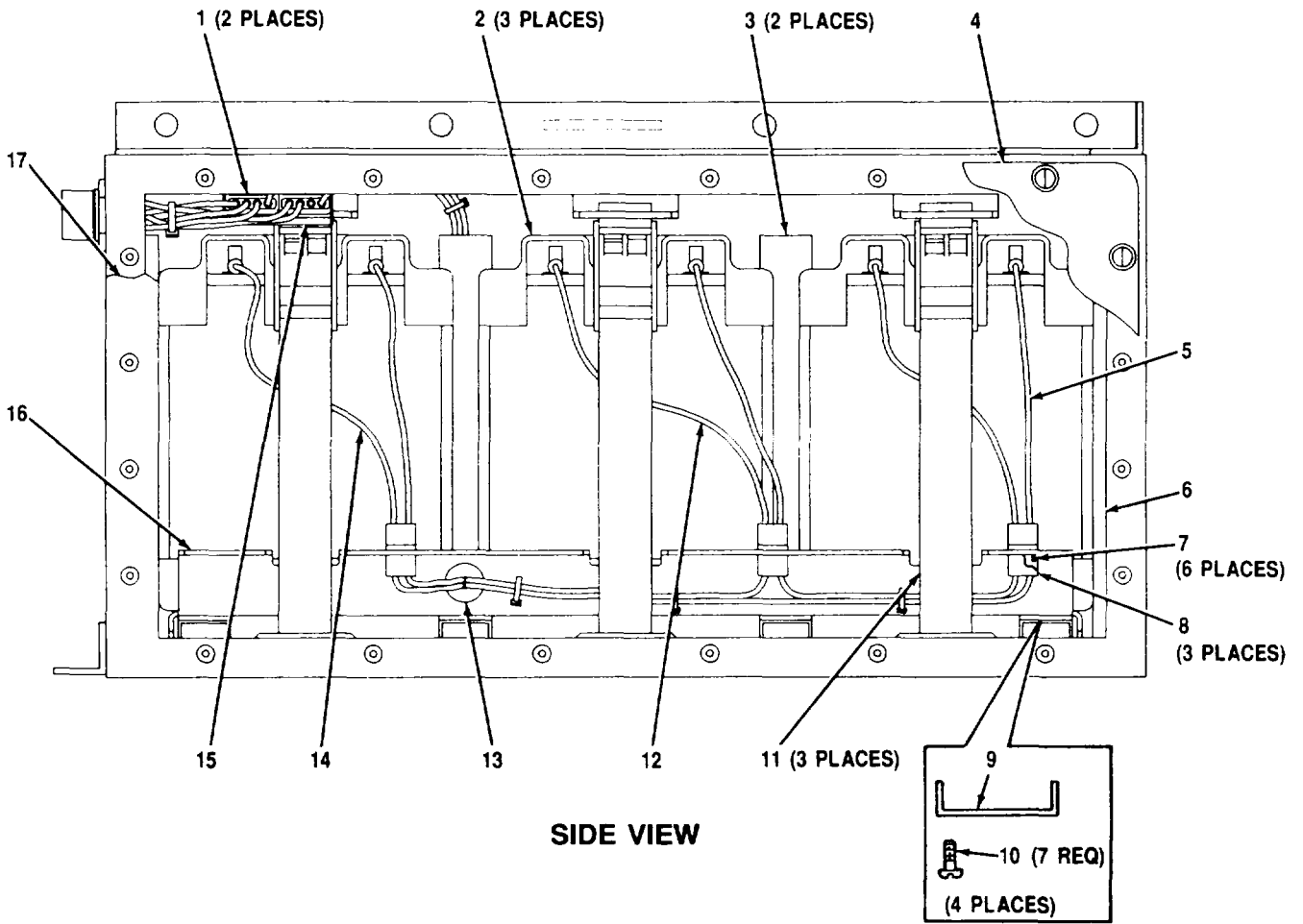
Figure 102. Emergency Lighting Battery Charger Assembly ELBS
A28A6A2 (A3032455) (Sheet 4 of 4)

SECTION II

TM 11-5895-1218-20P

(1) ITEM NO	(2)(3) SMR CODE	(4)(5) PART CAGEC	(6) NUMBER	DESCRIPTION AND USABLE ON CODES (UOC)	QTY
				GROUP 141302 EMERGENCY LIGHTING BATTERY CHARGER ASSY (ELBS) A28A6A2 (A3032455)	
				FIG. 102	
29	PAOHH	80063	A3024762	MODULE, BATTERY CHAR (SEE FIG. 103 FOR PARTS BREAKDOWN)	1

END OF FIGURE



CEOMH - 033

Figure 104. Battery Storage Assembly (A3024761)

SECTION II

TM 11-5895-1218-20P

(1) ITEM NO	(2)(3) SMR CODE	(4)(5) PART CAGEC	(6) NUMBER	DESCRIPTION AND USABLE ON CODES (UOC)	QTY
-------------------	-----------------------	-------------------------	---------------	---------------------------------------	-----

GROUP 1417 BATTERY STORAGE ASSEMBLY
(A3024761)

FIG. 104

2	PAOZZ	57053	0820-0022	BATTERY, STORAGE	3
3	PAOZZ	80063	A3032412-2	PACKING MATERIAL.....	2

END OF FIGURE

104-1

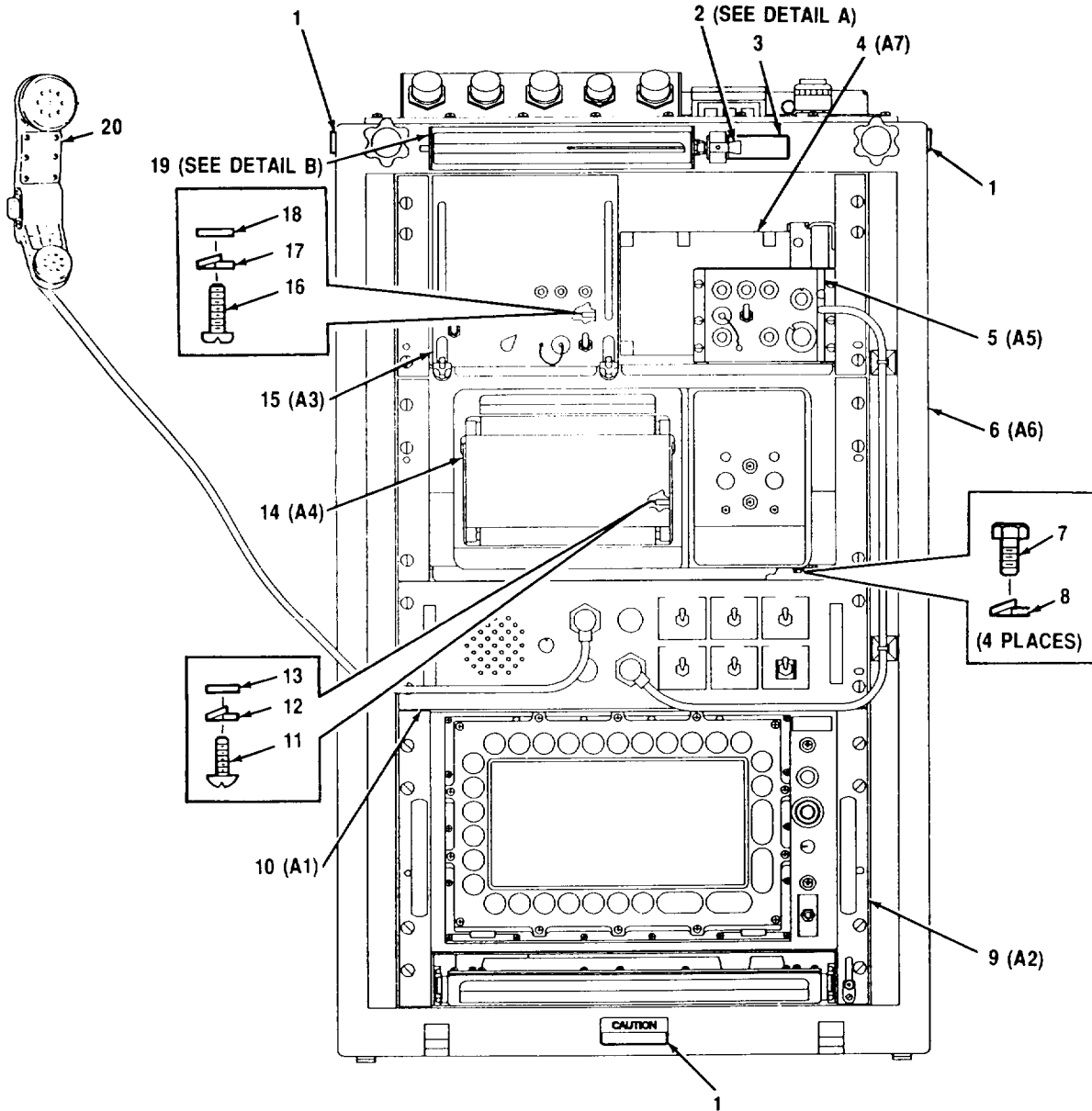
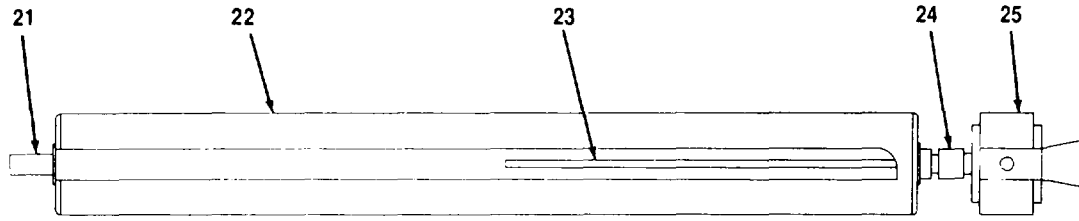
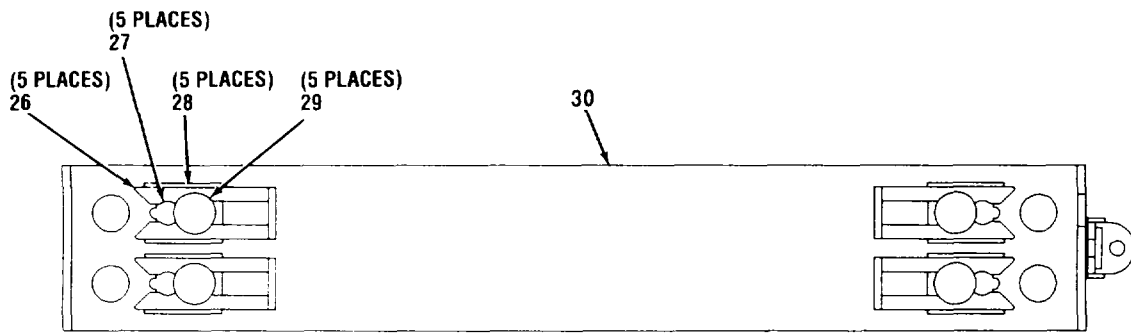


Figure 107. Input-Output Unit MX-10778/G (A3023770) (Sheet 1 of 2)



DETAIL A



DETAIL B

SECTION II

TM 11-5895-1218-20P

(1) ITEM NO	(2)(3) SMR CODE	(4)(5) PART CAGEC	(6) NUMBER	DESCRIPTION AND USABLE ON CODES (UOC)	QTY
				GROUP 17 INPUT-OUTPUT UNIT, MX-10778/G (A3023770)	
				FIG. 107	
4	PAODD	98230	0N501002	TSE-KY75A (SEE TM11-5810-280-24P FOR PARTS BREAKDOWN)	1
5	PAODD	98230	0N501500-2	REMOTE CONTROL UNIT (SEE TMII-5810- 280-24P FOR PARTS BREAKDOWN).....	1
9	PAOHD	80058	ID-2390/G	DISPLAY UNIT (SEE TM11-5895-1306- 24P FOR PARTS BREAKDOWN).....	1
10	PAOHD	80058	MD-1201/G	MODEM, COMMUNICATION (SEE TMII-5805- 752-24P FOR PARTS BREAKDOWN).....	1
14	PAOHD	80058	RP-342/G	PRINTER THERMAL (SEE TMII-3610-264- 24P FOR PARTS BREAKDOWN).....	1
15	PAODD	98230	0N278636	KG-84A (SEE TMII-5810-308-24P FOR PARTS BREAKDOWN)	1
20	PAOZZ	80058	N-356/G	HANDSET	1

END OF FIGURE

107-1

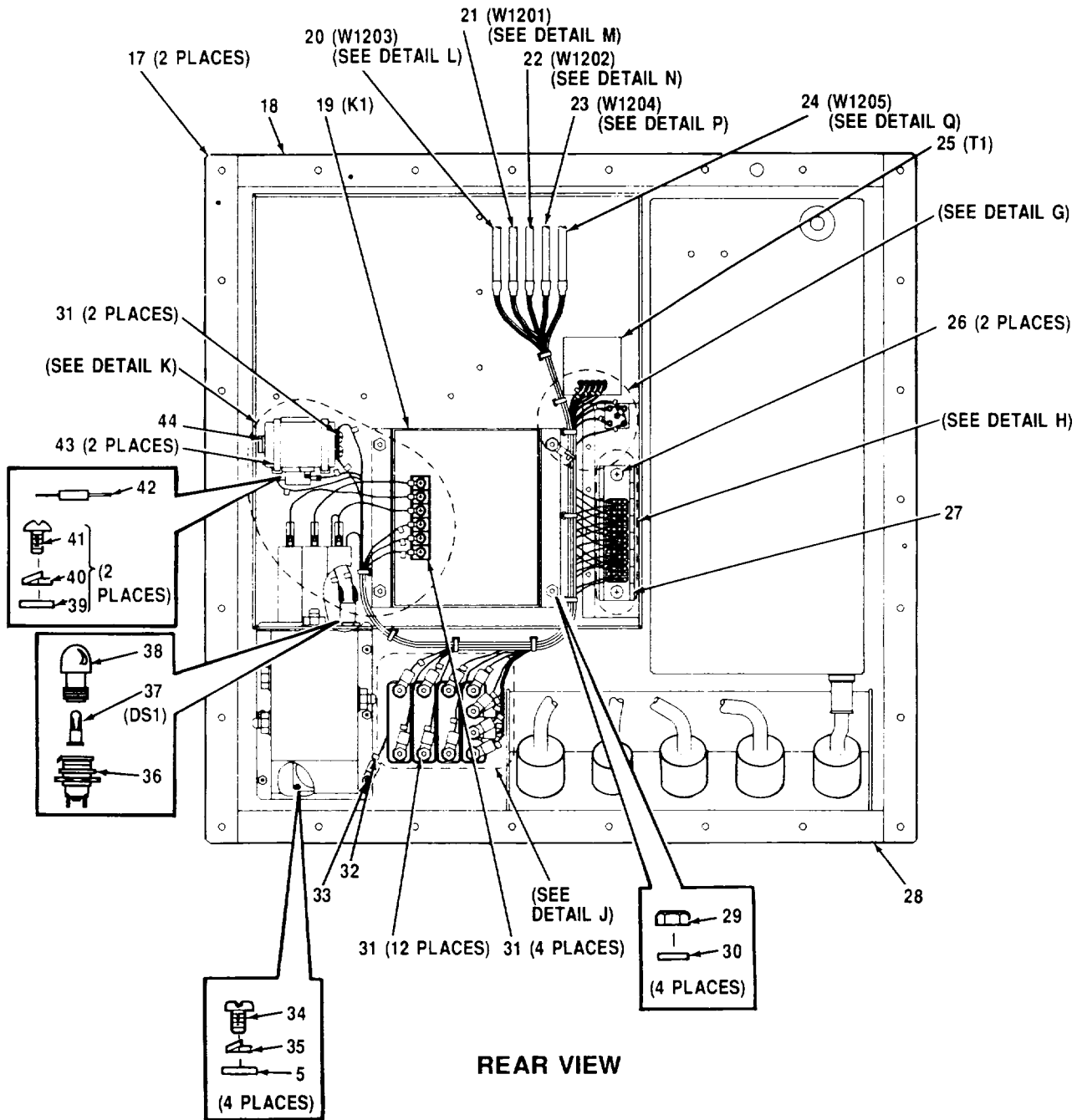


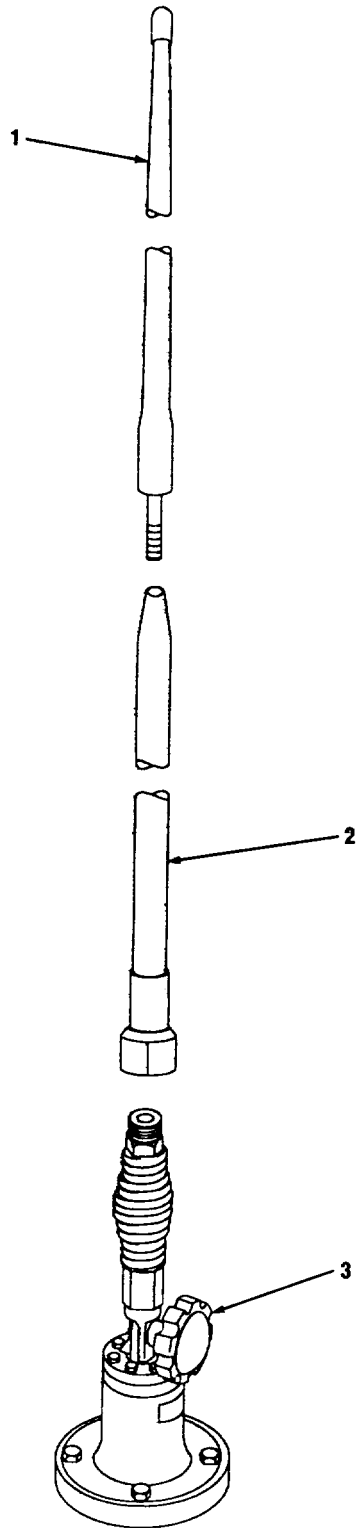
Figure 110. Chassis Assembly - Upper Power/Signal Entry (A3034055)

SECTION II

TM 11-5895-1218-20P

(1) ITEM NO	(2)(3) SMR CODE	(4)(5) PART CAGEC	(6) NUMBER	DESCRIPTION AND USABLE ON CODES (UOC)	QTY
				GROUP 17040101 CHASSIS ASSEMBLY - UPPER POWER/ SIGNAL ENTRY (A3034055)	
				FIG. 110	
36	PAOZZ	81349	LH74/1	LIGHT, INDICATOR	1
37	PAOZZ	81349	M15098/11-001	LAMP, GLOW	1
38	PAOZZ	81349	LC13CN2	LENS, LIGHT	1

END OF FIGURE



CEOMH - 038

Figure 114A. Antenna Assembly, E5, AS-4252/G (A3078181-1)

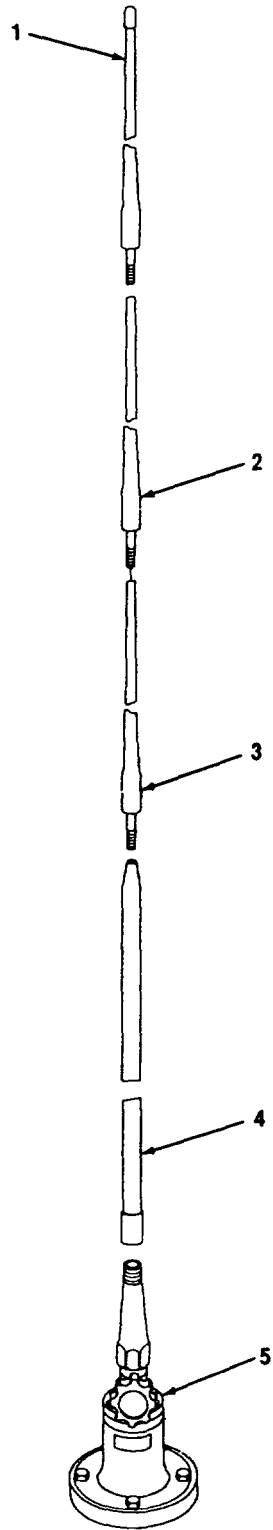
SECTION II

TM 11-5895-1218-20P

(1) ITEM NO	(2)(3) SMR CODE	(4)(5) PART CAGEC	(6) NUMBER	DESCRIPTION AND USABLE ON CODES (UOC)	QTY
				GROUP 19 ANTENNA ASSEMBLY, E5, AS-4252/G (A3078184-1)	
				FIG. 114A	
1	PAOZZ	80063	A3078184-2	ANTENNA ELEMENT	1
2	PAOZZ	80063	A3078184-3	ANTENNA ELEMENT	1
3	PAOZZ	80058	AB-1371/G	BASE, ANTENNA SUPPOR	1

END OF FIGURE

114A-1



CEOMH - 037

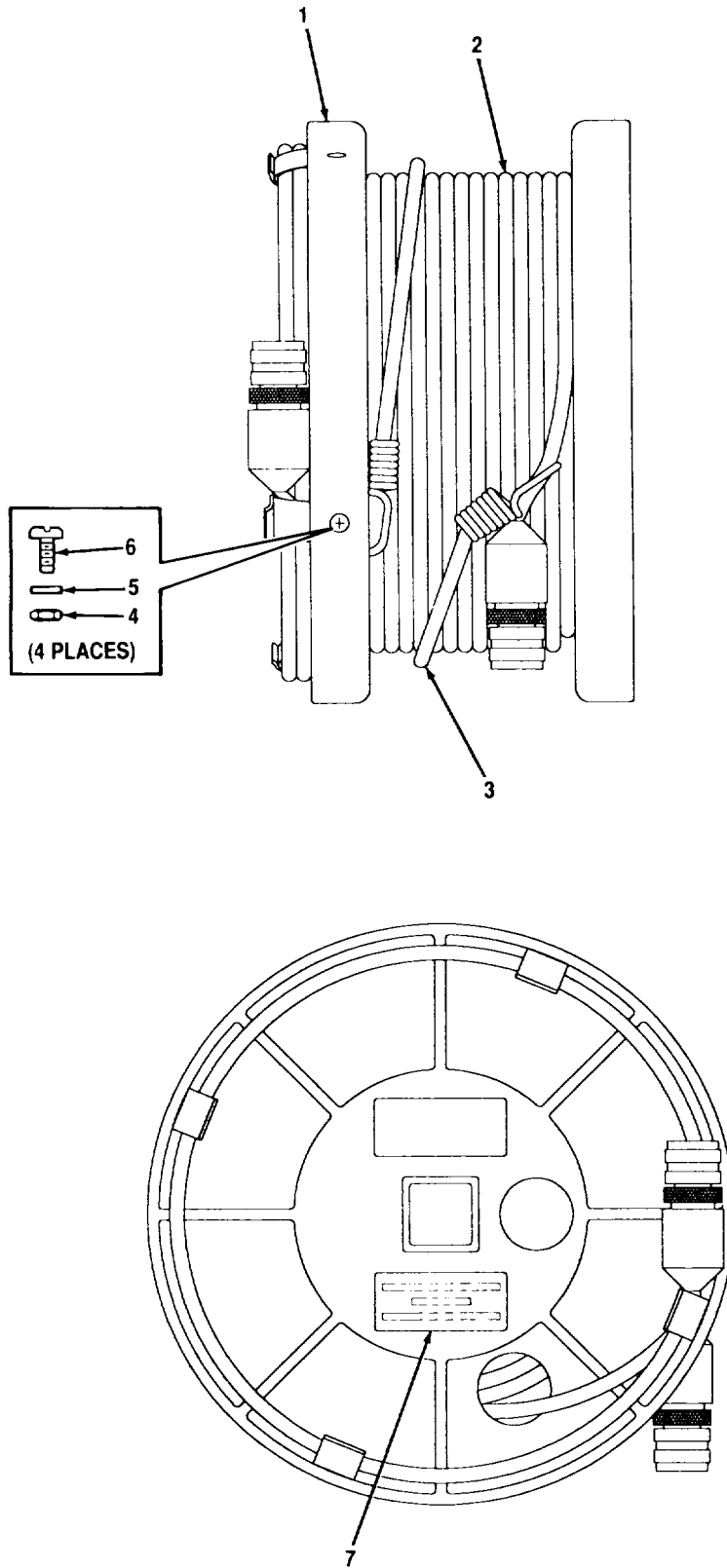
Figure 115. Antenna Assembly AS-4253/TRC-179(V) (A3078293)

SECTION II

TM 11-5895-1218-20P

(1) ITEM NO	(2)(3) SMR CODE	(4)(5) PART CAGEC	(6) NUMBER	DESCRIPTION AND USABLE ON CODES (UOC)	QTY
				GROUP 22 ANTENNA ASSEMBLY, E6, AS-4253/TRC-179(V) (A3078293)	
				FIG. 115	
1	PAOZZ	80058	AT-1039/U	ANTENNA ELEMENT	1
2	PAOZZ	80058	AT-1040/U	ANTENNA ELEMENT	1
3	PAOZZ	80058	AT-1041/U	ANTENNA ELEMENT	1
4	PAOZZ	80058	AT-1042/U	ANTENNA ELEMENT	1
5	XBOZZ	80058	AB-1372/G	BASE, ANTENNA SUPPOR	1

END OF FIGURE



CEOMH - 044

Figure 119. Cable Assembly and Reel, CG-3883/G (A3024219)

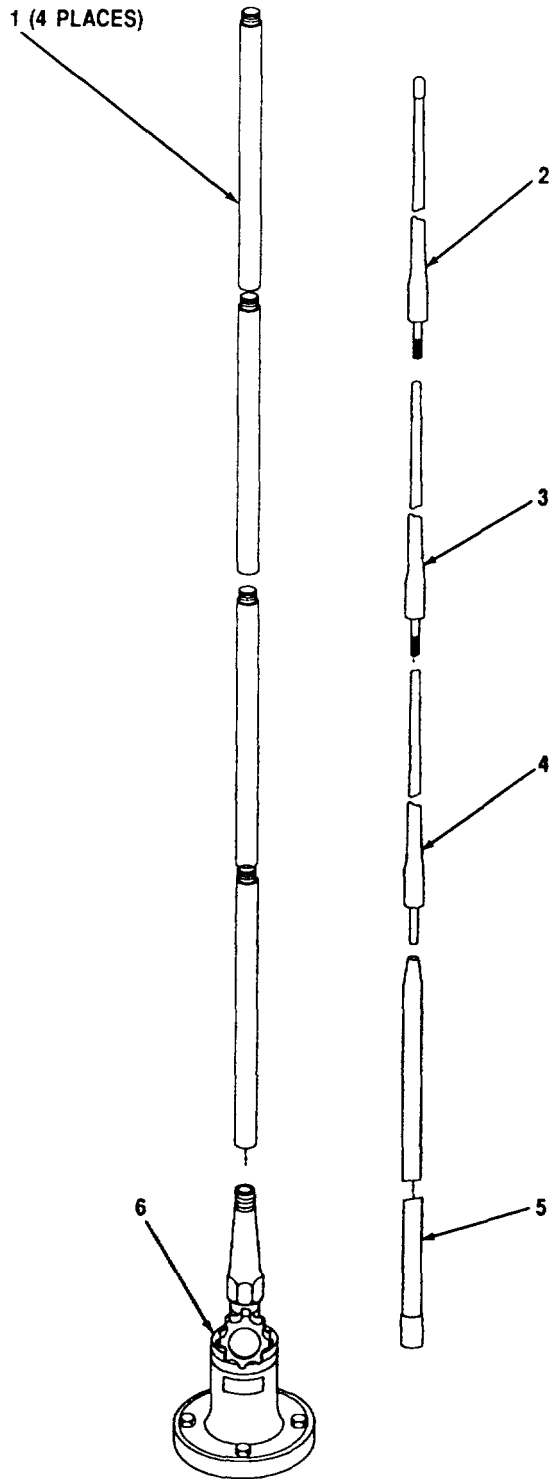
SECTION II

TM 11-5895-1218-20P

(1) ITEM NO	(2)(3) SMR CODE	(4)(5) PART CAGEC	(6) NUMBER	DESCRIPTION AND USABLE ON CODES (UOC)	QTY
				GROUP 27 CABLE ASSEMBLY AND REEL, CG-3883/G (A3034219)	
				FIG. 119	
1	XBOZZ	80063	A3034262	REEL, CABLE	1
2	PAOZZ	80063	A3034218	CABLE ASSEMBLY	1
3	PAOZZ	80063	A3034508-1	CORD ASSEMBLY, ELECT	1
4	PAOZZ	96906	MS21044C08	NUT, SELF-LOCKING, HE	4
5	PAOZZ	96906	MS15795-841	WASHER, FLAT	4
6	PAOZZ	96906	MS24693C53	SCREW, MACHINE	4
7	XBOZZ	80063	A3078289	PLATE, IDENTIFICATIO	1

END OF FIGURE

119-1



CEOMH - 039

Figure 120. Antenna Assembly AS-4254/TRC-179(V) (A3078292)

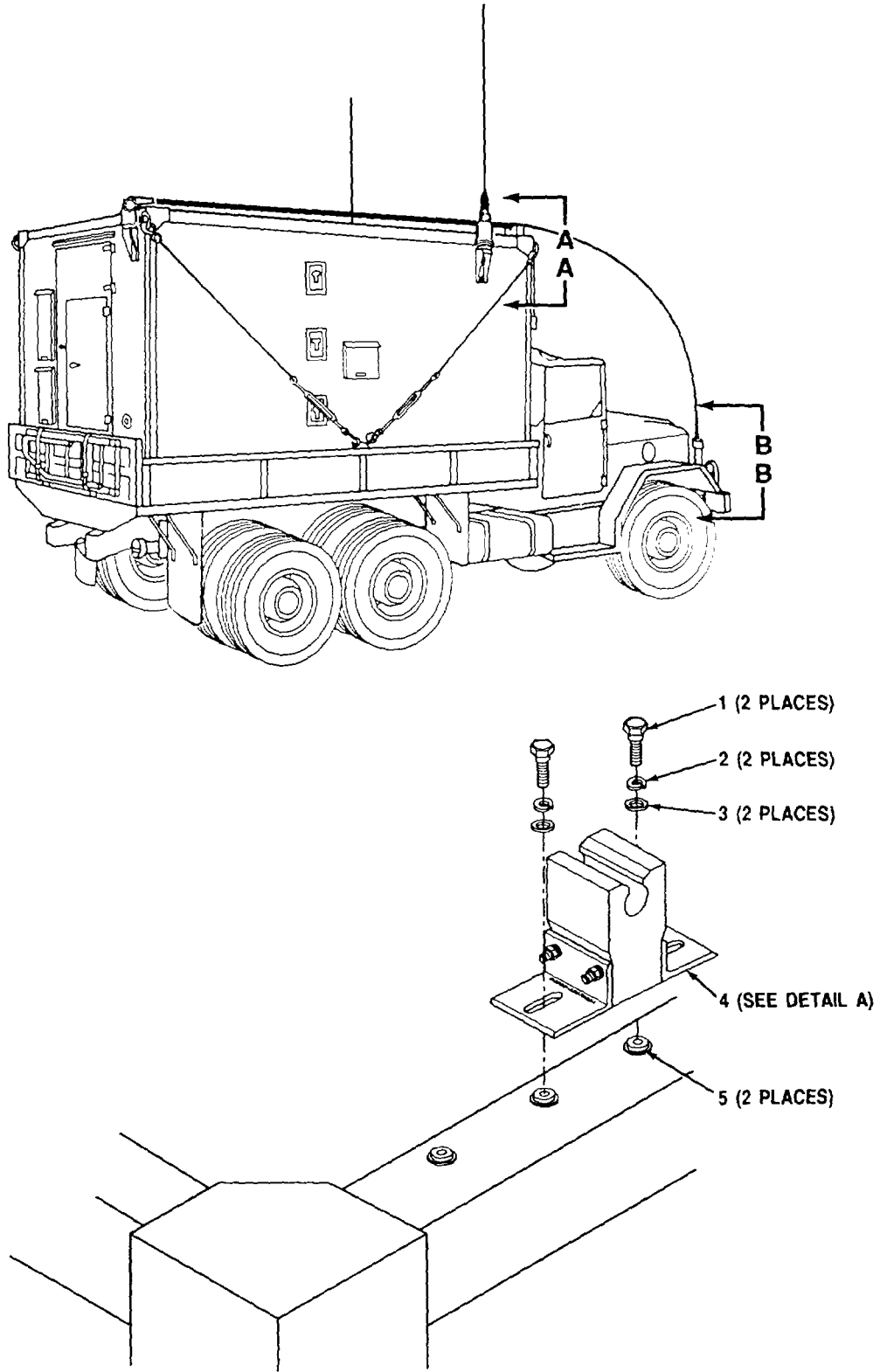
SECTION II

TM 11-5895-1218-20P

(1) ITEM NO	(2)(3) SMR CODE	(4)(5) PART CAGEC	(6) NUMBER	DESCRIPTION AND USABLE ON CODES (UOC)	QTY
				GROUP 28 ANTENNA ASSEMBLY, E7, AS-4254/TRC-179(V) (A3078292)	
				FIG. 120	
1	PAOZZ	80058	AT-1043/U	ANTENNA ELEMENT	4
2	PAOZZ	80058	AT-1039/U	ANTENNA ELEMENT	1
3	PAOZZ	80058	AT-1040/U	ANTENNA ELEMENT	1
4	PAOZZ	80058	AT-1041/U	ANTENNA ELEMENT	1
5	PAOZZ	80058	AT-1042/U	ANTENNA ELEMENT	1
6	PAOZZ	80058	AB-1372/G	BASE, ANTENNA SUPPOR	1

END OF FIGURE

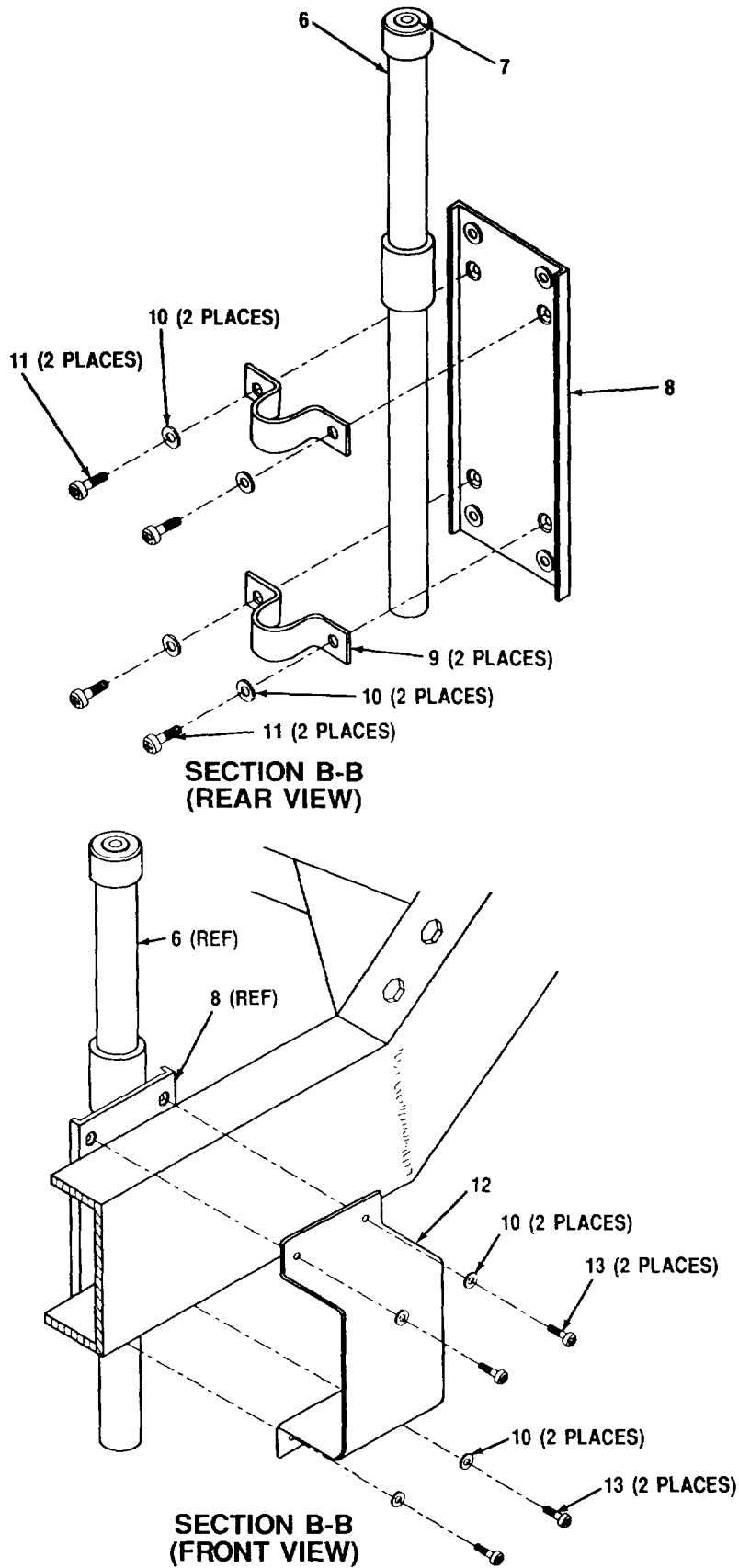
120-1



SECTION A-A

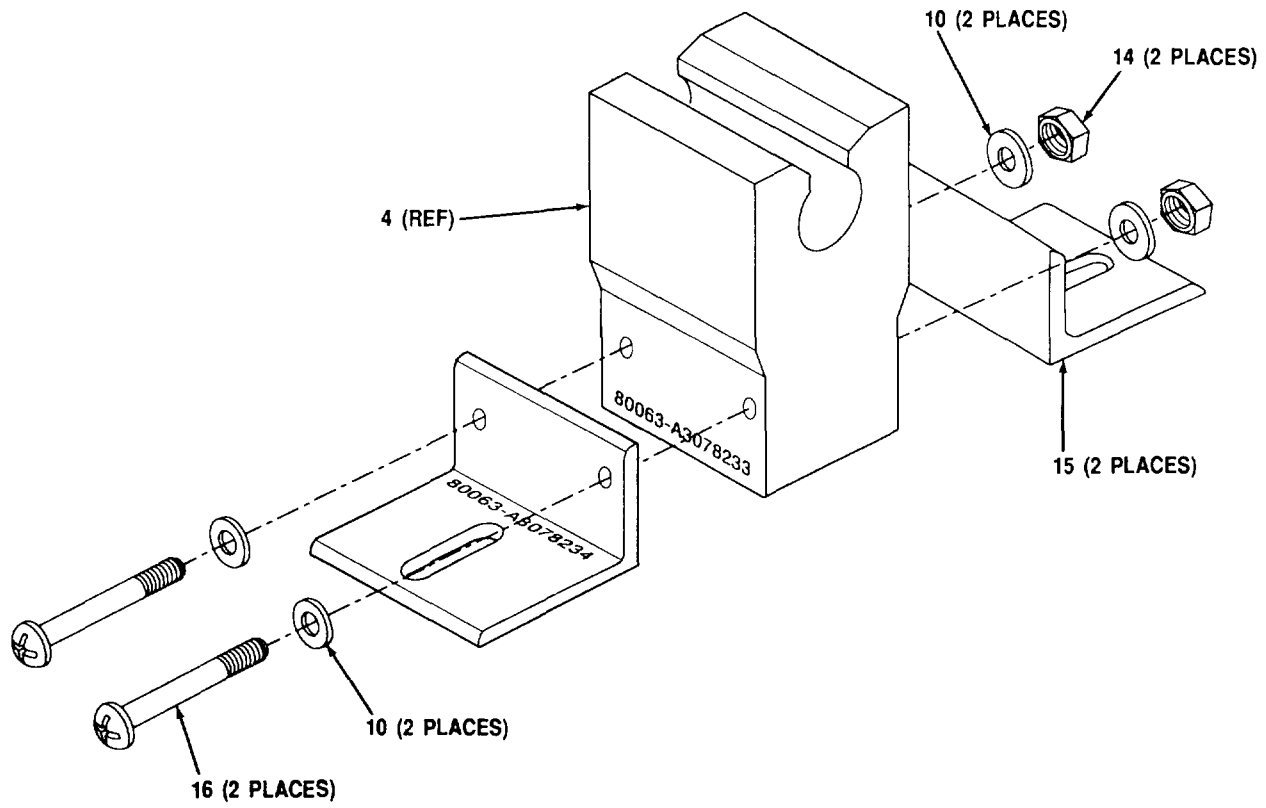
CEOMH - 04

Figure 121. Antenna Assembly Retainer Installation Kit,
(P/O A3078232) (Sheet 1 of 3)



CEOMH-041

Figure 121. Antenna Assembly Retainer Installation Kit, (P/O A3078232) (Sheet 2 of 3)



DETAIL A

CEOMH - 042

Figure 121. Antenna Assembly Retainer Installation Kit,
(P/O A3078232) (Sheet 3 of 3)

(1) ITEM NO	(2)(3) SMR CODE	(4)(5) PART CAGEC	(6) NUMBER	DESCRIPTION AND USABLE ON CODES (UOC)	QTY
				GROUP 29 INSTALLATION KIT, RETAINER ASSEMBLY, ANTENNA-SHELTER HEIGHT MOD. (A3078232)	
				FIG. 121	
1	PAOZZ	96906	MS35307-309	SCREW, CAP, HEXAGON H	2
2	PAOZZ	96906	MS35338-139	WASHER, LOCK	2
3	PAOZZ	96906	MS15795-811	WASHER, FLAT	2
4	PAOZZ	80063	A3078234	GRIP, RUBBER, ANTENNA	1
				UOC:FUX	
5	PAOZZ	80063	SC-D-681076-48	NUT, BLIND RIVET-FL	2
6	PAOZZ	80063	A3078239	PIPE, POLYVINYLCHLOR	1
7	PCOZZ	96906	MS35489-67	GROMMET, NONMETALLIC	1
8	PAOZZ	80063	A3078264	BRACKET, MOUNTING, PI	1
9	PAOZZ	80063	A3078282	CLANP, PIPE, PLASTIC	2
10	PAOZZ	96906	SM515795-842	WASHER, FLAT	12
11	PAOZZ	96906	MS51958-54	SCREW, MACHINE	4
12	PAOZZ	80063	A3078281	STRAP, RETAINING	1
13	PAOZZ	96906	MS51958-67	SCREW, MACHINE	4
14	PAOZZ	96906	MS21044C3	NUT, SELF-LOCKING, HE	2
15	PAOZZ	80063	A3078233	BRACKET, ANGLE	2
16	PAOZZ	96906	MS51958-73	SCREW, MACHINE	2

END OF FIGURE

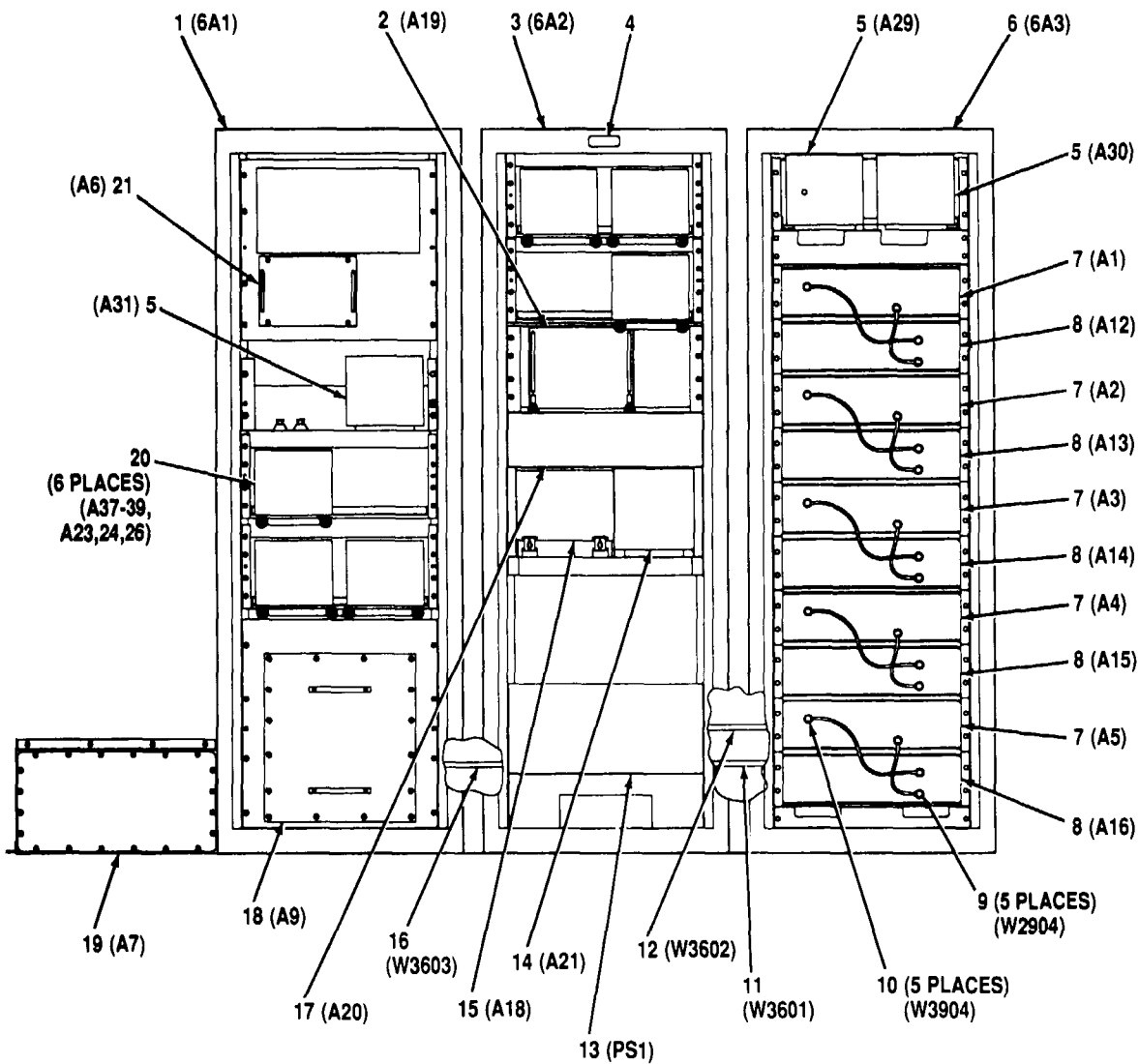
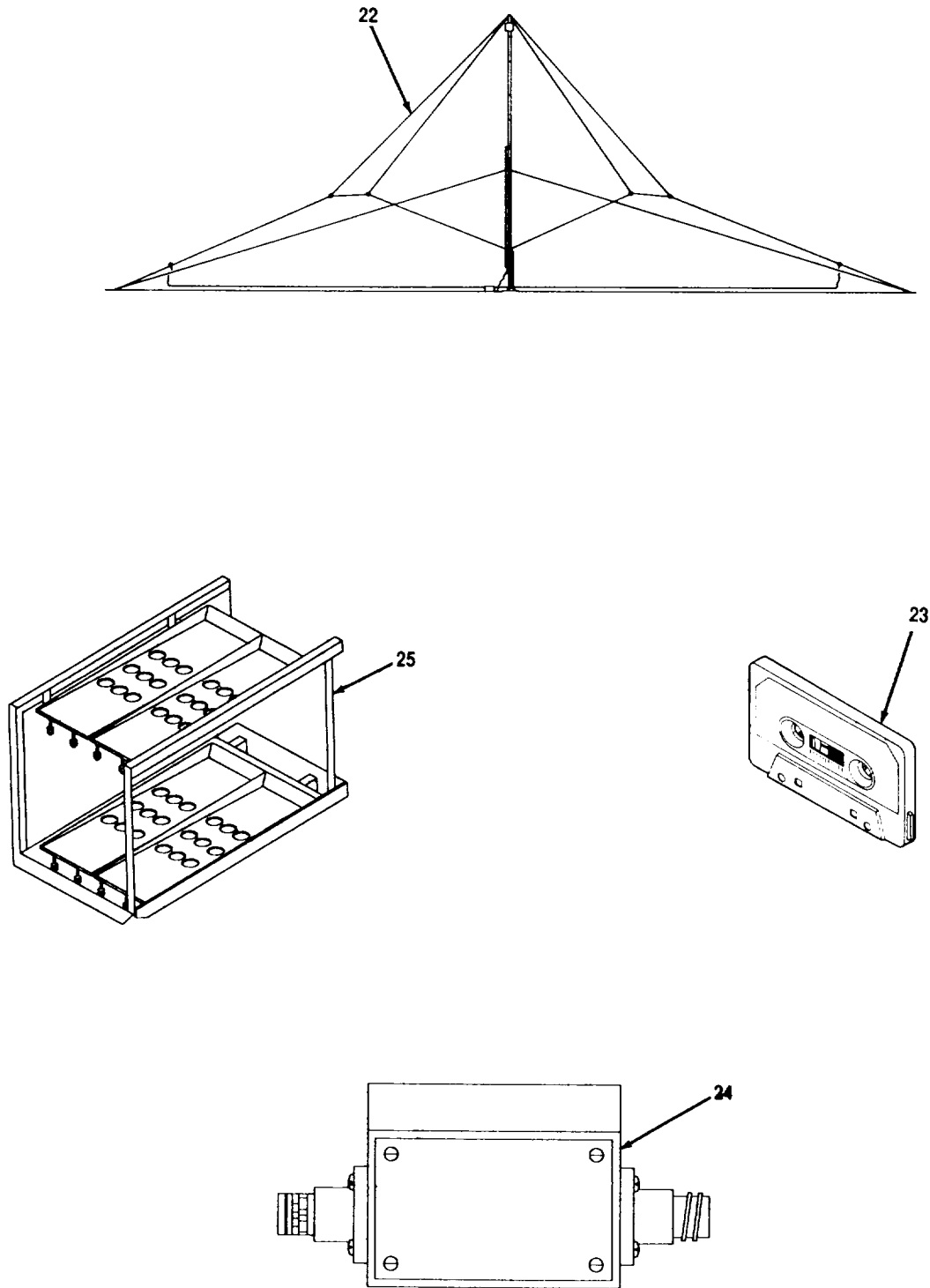


Figure 122. Receiving Group, Radio OR-304/TRC-179(V)3 (A3023747) (Sheet 1 of 2)



CEOMH - 046

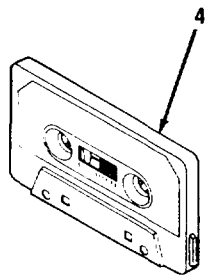
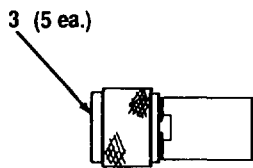
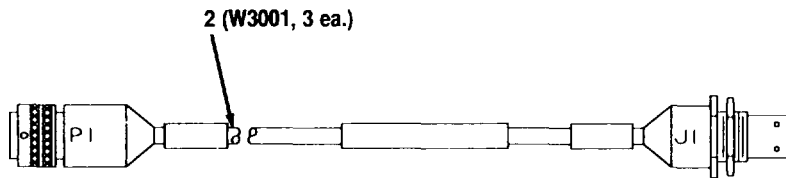
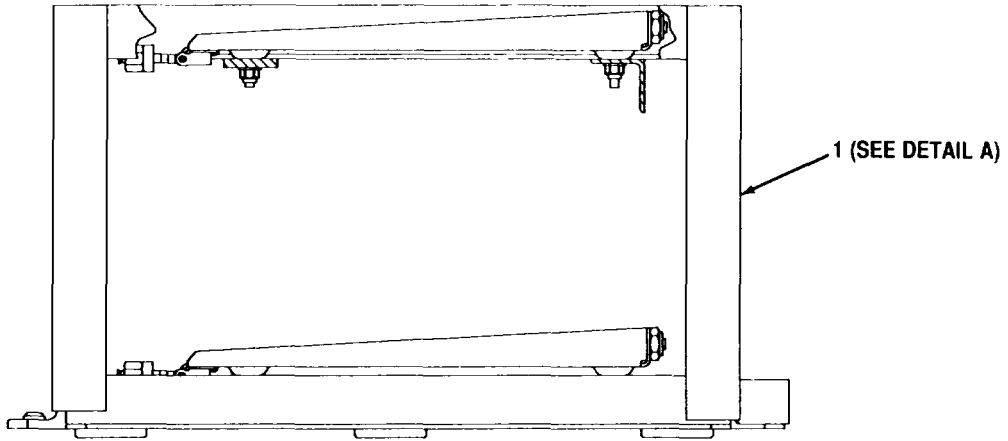
Figure 122. Receiving Group, Radio OR-304/TRC-179(V)3 (A3023747) (Sheet 2 of 2)

SECTION II

TM 11-5895-1218-20P

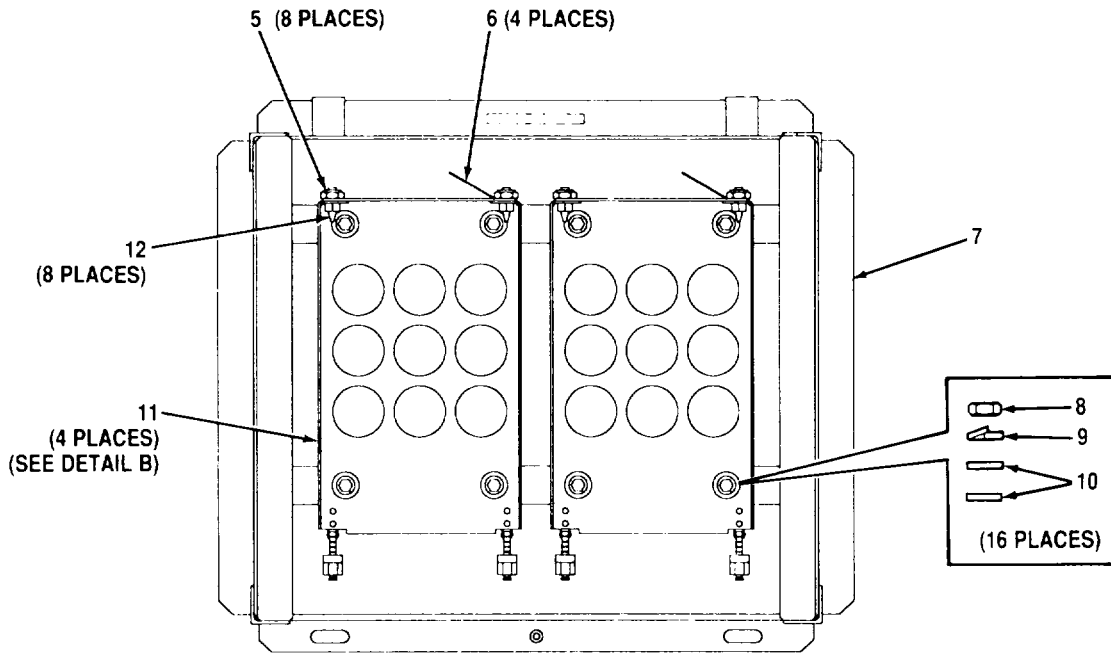
(1) ITEM NO	(2)(3) SMR CODE	(4)(5) PART CAGEC	(6) NUMBER	DESCRIPTION AND USABLE ON CODES (UOC)	QTY
				GROUP 30 RECEIVING GROUP, RADIO OR-304/TRC-179(V)3 (A3023747)	
				FIG. 122	
2	PAOLD	80058	AN/UYK-42(V)4	CENTRAL PROCESSING (SEE TM11-5895- 1308-24P FOR PARTS BREAKDOWN) UOC:FUX	1
4	XBOZZ	80063	A3078274-3	PLATE, IDENTIFICATIO UOC:FUX	1
5	PAOLD	80058	MD-120Q/G	MODEM (SEE TM11-5895-1307-24P FOR PARTS BREAKDOWN) UOC:FUX	3
7	PAOHD	80058	R-2322/G	RECEIVER, RADIO (SEE TMII-5895-1310- 24P FOR PARTS BREAKDOWN) UOC:FUX	5
8	PAOLD	80058	TN-612/G	PRE POST FILTER (SEE TMII-5895- 1305-24P FOR PARTS BREAKDOWN) UOC:FUX	5
13	PAOLD	80058	PP-8095/G	POWER SUPPLY (SEE TM11-5895-1323- 24P FOR PARTS BREAKDOWN) UOC:FUX	1
14	PAOLL	80058	MU-859/G	TRANSPORT, MAGNETIC (SEE TMII-5985- 1335-248P FOR PARTS BREAKDOWN) UOC:FUX	1
15	PAOHD	80058	O-1836/G	TIME STANDARD RFO (SEE TMII-5895- 1312-24P FOR PARTS BREAKDOWN) UOC:FUX	1
17	PAOHD	80058	J-4406/G	CONTROL, COMPUTER (SEE TMII-5895- 1313-24P FOR PARTS BREAKDOWN) UOC:FUX	1
18	XBOHH	80063	A3025128	DRAWER ASSEMBLY (SEE FIG. 64 FOR PARTS BREAKDOWN) UOC:FUX	1
19	XBOHH	80063	A3024761	BATTERY STORAGE ASS (SEE FIG. 104 FOR PARTS BREAKDOWN)..... UOC:FUX	1
20	PAODD	80058	KG-84A KG-84A	(SEE TMII-5810-308-24P FOR PARTS BREAKDOWN) UOC:FUX	6
21	PAOHH	80063	A3024125	POWER SUPPLY (SEE FIG. 99 FOR PARTS BREAKDOWN) UOC:FUX	1
22	PAOHH	80058	AS-3791/G	ANTENNA, BROADBAND A (SEE FIG. 22 FOR PARTS BREAKDOWN)..... UOC:FUX	1
25	KFOHH	80063	A3086783	MODIFICATION KIT (SEE FIG. 134 FOR PARTS BREAKDOWN). UOC:FUX	1

END OF FIGURE

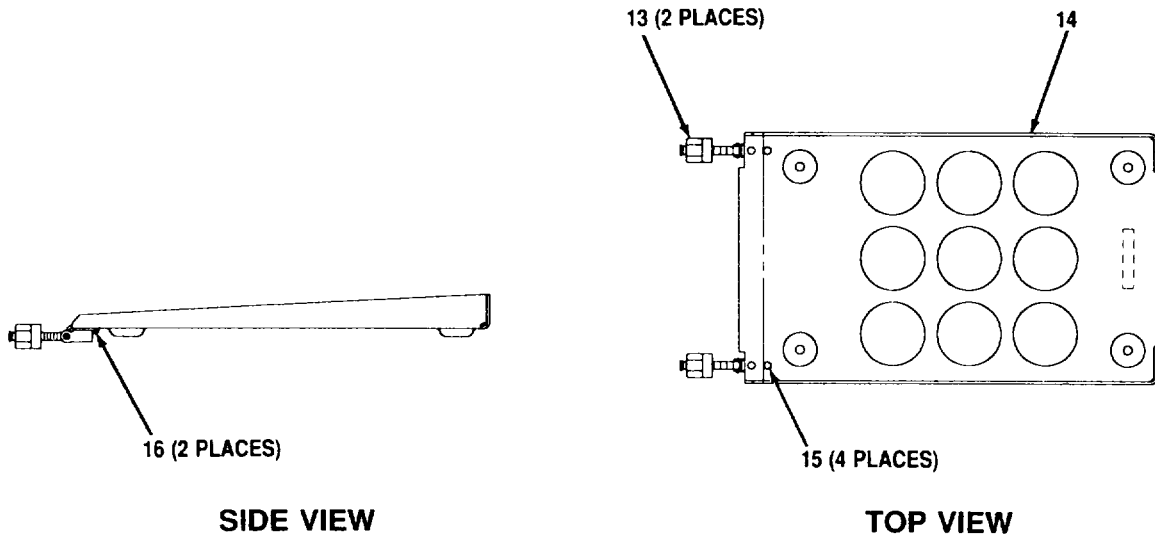


CEOMH - 047

Figure 134. Modification Kit, Split-Site (Sheet 1 of 2)
(A3086783)



DETAIL A



SIDE VIEW

TOP VIEW

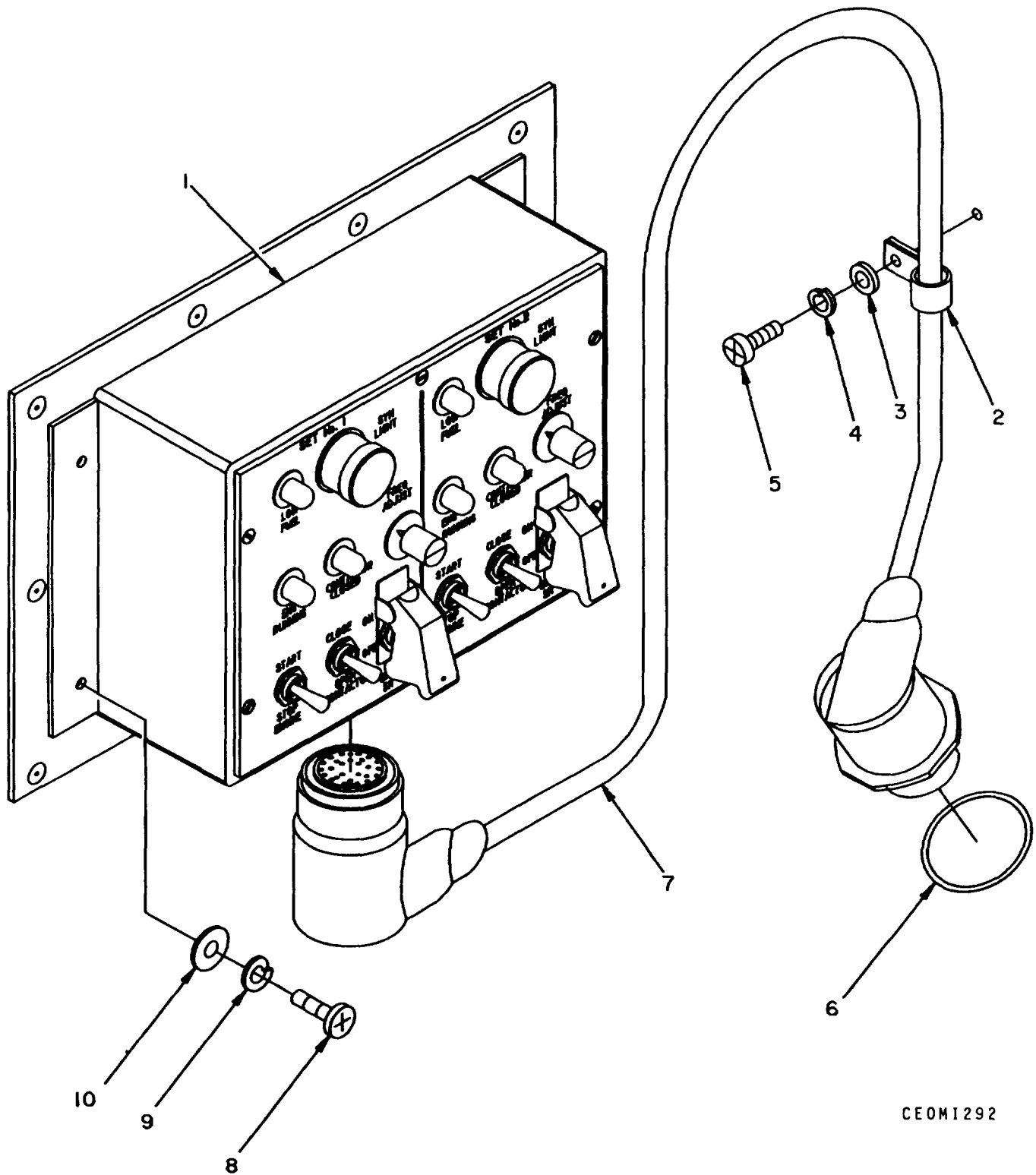
DETAIL B

SECTION II

TM 11-5895-1218-20P

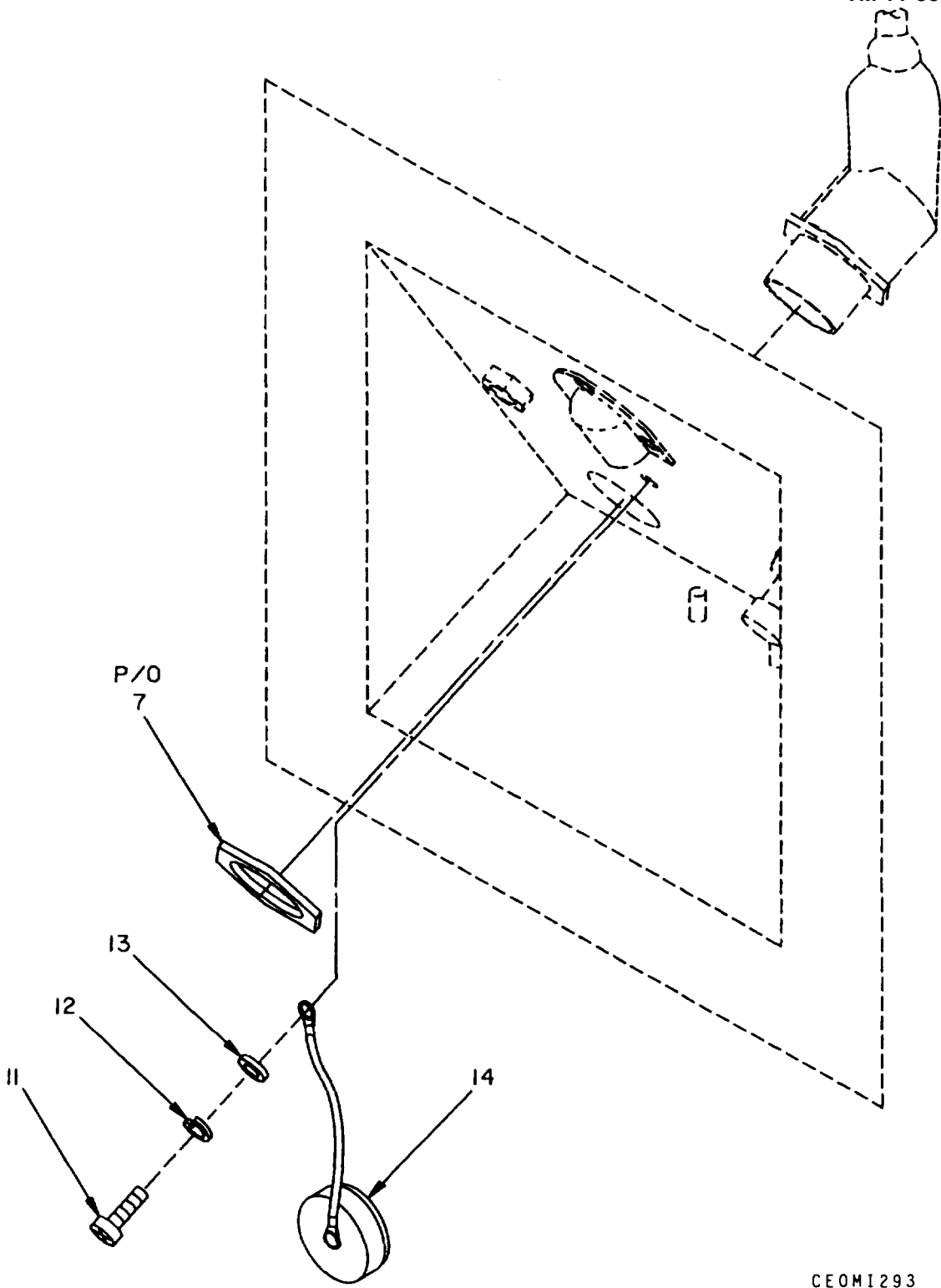
(1) ITEM NO	(2)(3) SMR CODE	(4)(5) PART CAGEC	(6) NUMBER	DESCRIPTION AND USABLE ON CODES (UOC)	QTY
				GROUP 3017 MODIFICATION KIT, SPLIT-SITE (A3086783)	
				FIG. 134	
1	XBOHH	80063	A3086770	RACK ASSEMBLY..... UOC:FUX	1
2	PAOZZ	80063	A3086764	CABLE ASSEMBLY..... UOC:FUX	3
3	PAOZZ	80063	A3028517	DUMMY CONNECTOR, REC..... UOC:FUX	5
4	PAOZZ	80063	A3086785	MAGNETIC TAPE..... UOC:FUX	1
5	PAOZZ	96906	MS21044C5	NUT, SELF-LOCKING, HE..... UOC:FUX	8
6	PAOZZ	80063	A3056168-1	CABLE ASSEMBLY, PONE..... UOC:FUX	4
8	PAOZZ	96906	MS21044C4	NUT, SELF-LOCKING, HE..... UOC:FUX	16
9	PAOZZ	96906	MS35308-307	SCREW, CAP, HEXAGON H..... UOC:FUX	16
10	PAOZZ	96906	MS15795-810	WASHER, FLAT..... UOC:FUX	32
11	XBOHH	80063	A3032074	TRAY ASSEMBLY..... UOC:FUX	4
14	XBOZZ	80063	A3028280	TRAY, KG-84A..... UOC:FUX	4
17	PAODD	80058	TSEC/KG-84A	KG-84A (NOT ILLUSTRATED) SEE TM11- 5810-308-24P FOR REPAIR PARTS..... UOC:FUX	3

END OF FIGURE



CE0MI292

Figure 134B. Remote Control Unit Assembly, Generator (A3034116)
(Sheet 1 of 2)



CEOM1293

Figure 134B. Remote Control Unit Assembly, Generator (A3034116)
(Sheet 2 of 2)

SECTION II

TM 11-5895-1218-20P

(1) ITEM NO	(2)(3) SMR CODE	(4)(5) PART CAGEC	(6) NUMBER	DESCRIPTION AND USABLE ON CODES (UOC)	QTY
				GROUP 32 REMOTE CONTROL UNIT ASSEMBLY, GENERATOR (A3034116)	
				FIG. 134B	
1	PAOFF	97403	13228E1869	REMOTE CONTROL UNIT (SEE TM5-6115- 634-148P FOR REPAIR PARTS)	1
2	PAOZZ	96906	MS21919WCH9	CLAMP, LOOP	1
3	PAOZZ	96906	MS15795-807	WASHER, FLAT	1
4	PAOZZ	96906	MS35338-137	WASHER, LOCK	1
5	PAOZZ	96906	MS51957-47	SCREW, MACHINE	1
6	PAOZZ	07700	84-30213	SEAL, O-RING	1
7	PAOZZ	80063	A3086507	CABLE ASSEMBLY	1
8	PAOZZ	96906	MS51958-64	SCREW, MACHINE	4
9	PAOZZ	96906	MS35338-838	WASHER, LOCK	4
10	PAOZZ	96906	MS15795-808	WASHER, FLAT	4
11	PAOZZ	96906	MS51957-31	SCREW, MACHINE	1
12	PAOZZ	96906	MS35338-136	WASHER, LOCK	1
13	PAOZZ	96906	HS15795-805	WASHER, FLAT	1
14	PAOZZ	81349	D38999/33W21R	COVER, PROTECTIVE	1

END OF FIGURE

134B-1

SECTION II
TM 11-5895-1218-20P

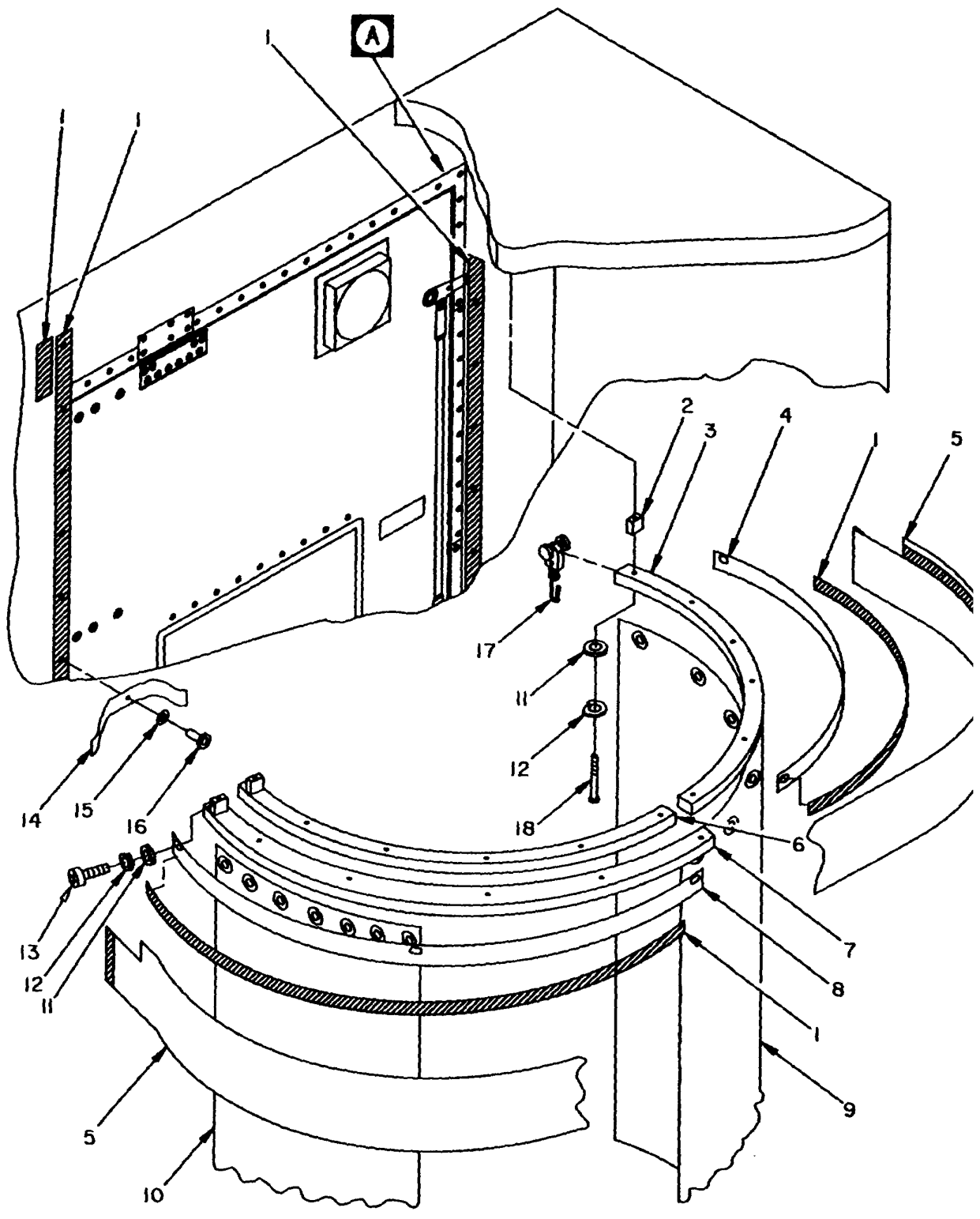
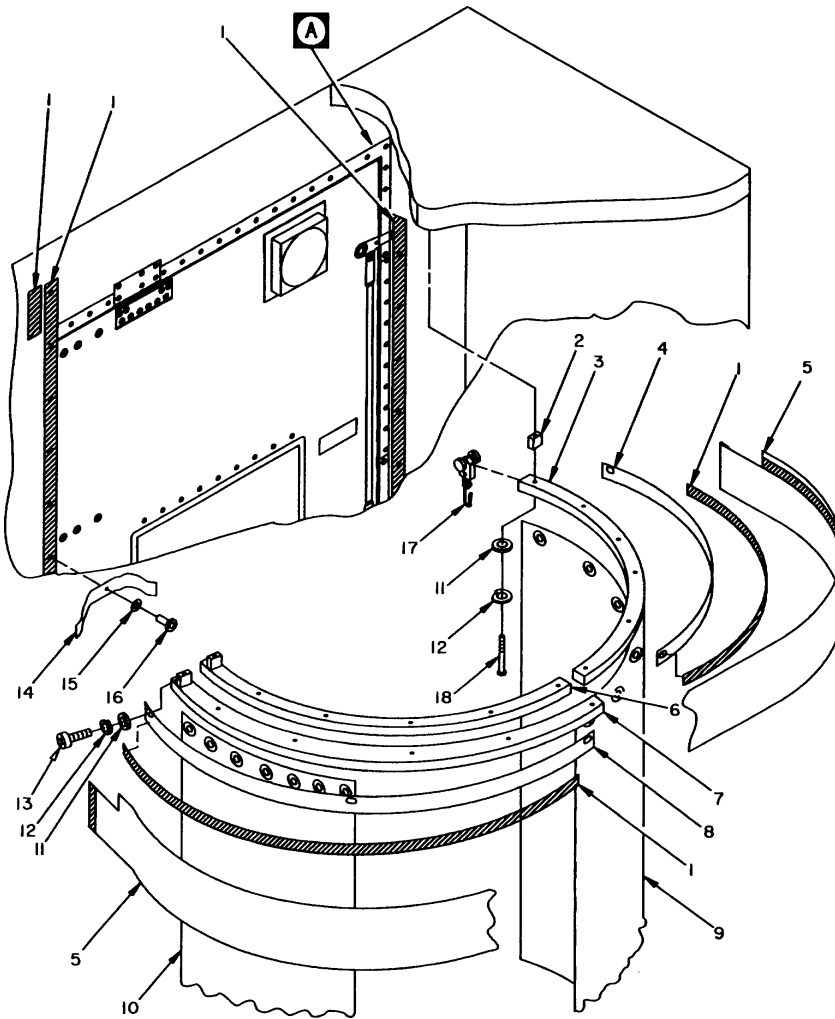


Figure 134C. Blackout Curtain Assembly (A3032514)
(Sheet 1 of 2)

SECTION II

TM 11-5895-1218-20P



CE0M1294

Figure 134C. Blackout Curtain Assembly (A3032514)
(Sheet 1 of 2)

Figure 134C. Blackout Curtain Assembly (A3032514)
(Sheet 2 of 2)

SECTION II

TM 11-5895-1218-20P

(1) ITEM NO	(2)(3) SMR CODE	(4)(5) PART CAGEC	(6) NUMBER	DESCRIPTION AND USABLE ON CODES (UOC)	QTY
				GROUP 33 BLACKOUT CURTAIN ASSEMBLY (A3032514) FIG. 134C	
1	XBOZZ	80063	A3028624-7	FASTENER, TAPE	1
9	PAOZZ	80063	A3032526	CURTAIN, BLACKOUT	1
10	PAOZZ	80063	A3032527	CURTAIN, BLACKOUT	1

END OF FIGURE

134C-1

CROSS-REFERENCE INDEXES
NATIONAL STOCK NUMBER INDEX

STOCK NUMBER	FIG.	ITEM	STOCK NUMBER	FIG.	ITEM
5305-00-043-0267	11	6	5340-00-916-6533	12	119
5305-00-050-9225	5	1	6545-00-922-1200	12	49A
5340-00-051-1429	5	3	5310-00-929-6395	134B	12
5305-00-054-6655	134B	11	5310-00-933-8121	12	111
5305-00-054-6672	134B	5		121	2
5305-00-059-3660	121	11	5310-00-982-6814	119	4
5305-00-059-3663	121	13	5310-00-982-6816	134	5
5305-00-059-3669	121	16	5310-00-984-7042	12	107
6210-00-078-7626	110	38	5810-01-050-2500	107	5
5305-00-088-9670	119	6	5120-01-053-7957	2	30
5985-00-106-6130	1	49	5310-01-091-1248	12	110
6230-00-161-6422	12	128		134	10
7520-00-162-6178	12	71	6140-01-108-1424	104	2
5985-00-172-6518	1	45	5120-01-110-9193	12	51
7920-00-178-8315	12	97	5340-01-144-5884	134B	2
5305-00-207-2297	5	8	5810-01-146-3260	1	17
5310-00-208-9255	11	5		107	15
	121	14		122	20
5310-00-225-5328	119	5	5965-01-148-3396	12	129
5325-00-249-6341	121	7	5895-01-205-0642	1	28
5310-00-250-9477	5	9		122	8
5110-00-293-2339	12	52	5895-01-205-0643	1	25
5805-00-543-0012	12	27		122	15
5305-00-579-5238	121	1	5895-01-205-0644	1	26
5310-00-595-6057	12	108		122	17
5310-00-619-1148	11	4	6130-01-205-0822	1	44
5310-00-680-6745	121	3	6130-01-205-0823	1	23
5305-00-685-3511	12	109		122	13
5305-00-688-2018	134	9	6130-01-205-0828	64	9
5305-00-717-5467	12	106	5985-01-205-0877	1	11
5310-00-722-5998	134B	13	5895-01-205-0912	1	40
5985-00-733-6042	115	1	6130-01-205-0913	64	5
	120	2	6130-01-205-0914	64	4
5985-00-733-6043	115	2	6130-01-205-0915	64	3
	120	3	5895-01-205-6148	1	32
5985-00-733-6044	115	3	5895-01-205-6149	1	18
	120	4		122	2
5985-00-733-6045	115	4	6130-01-205-6151	102	29
	120	5	7025-01-205-6179	107	9
5985-00-733-6046	120	1	5895-01-205-6269	1	29
6210-00-809-4274	110	36		122	7
5310-00-880-5978	134B	3	5895-01-205-6284	1	22
5310-00-883-9384	121	10		122	14
5310-00-889-2589	12	112	5995-01-207-9084	1	50
	134	8	5995-01-207-9085	1	52
5820-00-892-0622	1	24	5995-01-207-9087	1	21
5830-00-892-3339	12	69	6130-01-207-9102	98	2
5820-00-892-3342	12	67		122	21
6240-00-892-4420	110	37	5999-01-208-7710	134B	6
5340-00-916-6532	12	120	5895-01-210-5235	1	30

**CROSS-REFERENCE INDEXES
NATIONAL STOCK NUMBER INDEX**

STOCK NUMBER	FIG.	ITEM	STOCK NUMBER	FIG.	ITEM
5895-01-210-5235	122	5			
5895-01-218-3955	107	10			
4240-01-231-6515	12	13			
3610-01-233-8507	107	14			
5965-01-233-8607	107	20			
6115-01-250-3653	134B	1			
5985-01-254-0698	1	12			
	122	22			
5935-01-262-1022	11	7			
5995-01-267-4412	1	36			
1095-01-273-1351	5	4			
5935-01-281-0050	134B	14			
5995-01-291-8926	11	1			
5995-01-294-7380	1	51			
5999-01-294-9103	64	2			
5999-01-294-9105	64	6			
5895-01-296-0596	80	58			
5995-01-324-5871	2	17			
5995-01-326-0142	1	59			
5985-01-330-9443	120	6			
5985-01-332-9463	1	20			
5985-01-333-0777	1	27			
5985-01-334-8023	1	29A			
5985-01-336-9516	114A	3			

CROSS-REFERENCE INDEXES
PART NUMBER INDEX

CAGEPART NUMBER	STOCK NUMBER	FIG.	ITEM	
80058	AB-1371/G	5985-01-336-9516	114A	3
80058	AB-1372/G		115	5
		5985-01-330-9443	120	6
80058	AM-7296/G	5895-01-205-0912	1	40
80058	AM1780/VRC	5820-00-892-3342	12	67
80058	AN/UYK-42(V)4	5895-01-205-6149	1	18
			122	2
80058	AS-3791/G	5985-01-254-0698	1	12
			122	22
80058	AS-4252/G	5985-01-333-0777	1	27
80058	AS-4253/TRC-179(V)	5985-01-332-9463	1	20
80058	AS-4254/TRC-179(V)	5985-01-334-8023	1	29A
80058	AS2259/GR	5985-00-106-6130	1	49
80058	AT-1039/U	5985-00-733-6042	115	1
			120	2
80058	AT-1040/U	5985-00-733-6043	115	2
			120	3
80058	AT-1041/U	5985-00-733-6044	115	3
			120	4
80058	AT-1042/U	5985-00-733-6045	115	4
			120	5
80058	AT-1043/U	5985-00-733-6046	120	1
80063	A3023752	5995-01-207-9085	1	52
80063	A3023754	5995-01-207-9087	1	21
80063	A3024062	6130-01-205-0828	64	9
80063	A3024125	6130-01-207-9102	98	2
			122	21
80063	A302476		112	73
			122	19
80063	A3024762	6130-01-205-6151	102	29
80063	A3024864	6130-01-205-0913	64	5
80063	A3024865	6130-01-205-0914	64	4
80063	A3024866	6130-01-205-0915	64	3
80063	A3024881	5999-01-294-9105	64	6
80063	A3025128		58	5
			122	18
80063	A3025257	5999-01-294-9103	64	2
80063	A3028182-1		11	2
80063	A3028183	5995-01-291-8926	11	1
80063	A3028280		134	14
80063	A3028517		134	3
80063	A3028624-7		134C	1
80063	A3028771		12	105
80063	A3032074		134	11
80063	A3032412-2		104	3
80063	A3032479		12	82
80063	A3032480		12	83
80063	A3032526		134C	9
80063	A3032527		134C	13

CROSS-REFERENCE INDEXES
PART NUMBER INDEX

CAGEPART NUMBER	STOCK NUMBER	FIG.	ITEM
80063	A3032621		2 10
80063	A3032623		2 1
80063	A3032624	5995-01-324-5871	2 17
80063	A3032625		2 5
			2 27
80063	A3032626		2 4
80063	A3032628		2 20
80063	A3032630		2 19
80063	A3032632		5 2
80063	A3032633		2 6
80063	A3032636		2 18
80063	A3032639		2 2
80063	A3032640		2 21
80063	A3032643		2 22
80063	A3032674		5 6
80063	A3032675		5 7
80063	A3032694		8 2
			9 2
80063	A3032702		2 16
80063	A3032711		2 29
80063	A3032718		2 11
80063	A3032719		2 12
80063	A3032720		2 26
80063	A3032721	5120-01-053-7957	2 30
80063	A3032722-1		2 7
80063	A3032722-2		2 9
80063	A3032738-1		8 3
80063	A3032738-2		8 4
80063	A3032738-3		9 3
80063	A3032738-4		9 4
80063	A3032742		8 1
			9 1
80063	A3032744		2 28
80063	A3033672-2		2 23
80063	A3034015		12 26
80063	A3034218		119 2
80063	A3034262		119 1
80063	A3034483	5895-01-296-0596	80 58
80063	A3034493-2		12 132
80063	A3034508-1		119 3
80063	A3034508-2		11 3
80063	A3055764		12 95
80063	A3056168-1		134 6
80063	A3078174		12 30
80063	A3078184-2		114A 1
80063	A3078184-3		114A 2
80063	A3078232		1 49J
80063	A3078233		121 15
80063	A3078234		121 4
80063	A3078239		121 6
80063	A3078264		121 8

CROSS-REFERENCE INDEXES
PART NUMBER INDEX

CAGEPART NUMBER	STOCK NUMBER	FIG.	ITEM
80063	A3078274-3		122 4
80063	A3078277-1		2 15A
80063	A3078281		121 12
80063	A3078282		121 9
80063	A3078289		119 7
80063	A3078384		1 54
80063	A3078666		1 55
80063	A3078911		1 56
80063	A3078912		1 57
80063	A3086514		12 117
80063	A3086515		12 115
80063	A3086516		12 116
80063	A3086517		12 114
80063	A3086520		12 25
80063	A3086521		12 113
80063	A3086567		1 58
80063	A3086591		12 39A
80063	A3086743		2 24
80063	A3086744		2 25
80063	A3086764		134 2
80063	A3086770		134 1
80063	A3086783		122 25
80063	A3086784	5995-01-207-9084	1 50
80063	A3086785		134 4
80063	A3086807		134B 7
80058	CG-3874/TRC-179(V)	5995-01-267-4412	1 36
80058	CG-3883/G	5995-01-326-0142	1 59
80058	CX-13353/TRC-179(V)	5995-01-294-7380	1 51
80058	C2298/VRC	5830-00-892-3339	12 69
81349	D38999/33N21R	5935-01-281-0050	134B 14
81361	E5-19-8892	4240-01-231-6515	12 13
80058	N-356/G	5965-01-233-8607	107 20
81349	H161E/U	5965-01-148-3396	12 129
80058	ID-2390/G	7025-01-205-6179	107 9
80058	J-4406/G	5895-01-205-0644	1 26
			122 17
74999	J9418		2 3
80058	KG-84A	5810-01-146-3260	122 20
81349	LC13CN2	6210-00-078-7626	110 38
81349	LH74/1	6210-00-809-4274	110 36
62060	LM1023-4-10	1095-01-273-1351	5 4
80058	MD-1201/G	5895-01-218-3955	107 10
80058	MD-1204/G	5895-01-210-5235	1 30
			122 5
96906	MS15218-7		12 131
96906	MS15795-805	5310-00-722-5998	134B 13
96906	MS15795-807	5310-00-880-5978	134B 3
96906	MS15795-808	5310-00-619-1148	11 4
			134B 10

CROSS-REFERENCE INDEXES
PART NUMBER INDEX

CAGEPART NUMBER	STOCK NUMBER	FIG.	ITEM	
96906	MS15795-810	5310-01-091-1248	12	110
			134	10
96906	MS15795-811	5310-00-680-6745	12	13
96906	MS15795-815	5310-00-595-6057	12	108
96906	MS15795-841	5310-00-225-5328	119	5
96906	MS15795-842	5310-00-883-9384	121	10
96906	MS17340N101		11	10
96906	MS17987C825	5340-00-051-1429	5	3
96906	MS21044C08	5310-00-982-6814	119	4
96906	MS21044C3	5310-00-208-9255	11	5
			121	14
96906	MS21044C4	5310-00-889-2589	12	112
			134	8
96906	MS21044C5	5310-00-982-6816	134	5
96906	MS21919WCH9	5340-01-144-5884	134B	2
96906	MS24693C274	5305-00-043-0267	11	6
96906	MS24693C53	5305-00-088-9670	119	6
96906	MS35307-309	5305-00-579-5238	121	1
96906	MS35307-312	5305-00-207-2297	5	8
96906	MS35307-362	5305-00-717-5467	12	106
96906	MS35308-306	5305-00-685-3511	12	109
96906	MS35308-307	5305-00-688-2018	134	9
96906	MS35338-136	5310-00-929-6395	134B	12
96906	MS35338-137		134B	4
96906	MS35338-139	5310-00-933-8121	12	111
			121	2
96906	M535338-141	5310-00-984-7042	12	107
96906	MS35338-838		134B	9
96906	MS35489-67	5325-00-249-6341	121	7
96906	MS35649-2254	5310-00-250-9477	5	9
96906	MS51605-25		12	118
96906	MS51957-31	5305-00-054-6655	134B	11
96906	MS51957-47	5305-00-054-6672	134B	5
96906	MS51957-59	5305-00-050-9225	5	1
96906	MS51958-64	5305-00-059-3660	121	11
			134B	8
96906	MS51958-67	5305-00-059-3663	121	13
96906	MS51958-73	5305-00-059-3669	121	16
80058	MU-859/G	5895-01-205-6284	1	22
			122	14
80058	MX9313/CR	5985-00-172-6518	1	45
			12	415
81349	M15098/11-001	6240-00-892-4420	110	37
81349	M85049/3W1OA1	5935-01-262-1022	11	7
80205	NA51382-4	5340-00-916-6532	12	120
80205	NAS1382-7	5340-00-916-6533	12	119
80058	0-1836/G	5895-01-205-0643	1	25
			122	15
80058	PP-8095/G	6130-01-205-0823	12	3
			122	13
80058	PP-8097/G	6130-01-205-0822	1	44
80058	R-2322/G	5895-01-205-6269	1	29

CROSS-REFERENCE INDEXES
PART NUMBER INDEX

CAGEPART NUMBER	STOCK NUMBER	FIG.	ITEM	
80058	R-2322/G	5895-01-205-6269	122	7
80058	RP-342/G	3610-01-233-8507	107	14
80058	RT-1512/G	5895-01-205-6148	1	32
80058	RT-524/VRC	5820-00-892-0622	1	24
80063	SC-C-539469	7920-00-178-8315	12	97
80063	SC-D-681076-48		121	5
80063	SCC539451	5110-00-293-2339	12	52
80063	SCC539503	7520-00-162-6178	12	71
80063	SCC539894-3		12	133
80063	SCD539505	5120-01-110-9193	12	51
80063	SM-C-803900	6545-00-922-1200	12	9A
80058	TA312/PT	5805-00-543-0012	12	27
80063	TL122D	6230-00-161-6422	12	128
80058	TN-611/G	5985-01-205-0877	1	11
80058	TN-612/G	5895-01-205-0642	1	28
			122	8
80058	TSEC/KG-84A		134	17
98230	0N278636	5810-01-146-3260	1	17
			107	15
98230	0N501002		107	4
98230	0N501500-2	5810-01-050-2500	107	5
57053	0820-0022	6140-01-108-1424	104	2
27434	1/4-20WN		5	5
97403	13228E1869	6115-01-250-3653	134B	1
14933	7520-281-5913		12	74
07700	84-30213	5999-01-208-7710	134B	6

CROSS-REFERENCE INDEXES

FIG.	ITEM	FIGURE AND ITEM NUMBER INDEX		PART NUMBER
		STOCK NUMBER	CAGEC	
1	11	5985-01-205-0877	80058	TN-611/G
1	12	5985-01-254-0698	80058	AS-3791/G
1	17	5810-01-146-3260	98230	0N278636
1	18	5895-01-205-6149	80058	AN/UYPK-42(V)4
1	20	5985-01-332-9463	80058	AS-4253/TRC-179(V)
1	21	5995-01-207-9087	80063	A3023754
1	22	5895-01-205-6284	80058	MU-859/G
1	23	6130-01-205-0823	80058	PP-8095/G
1	24	5820-00-892-0622	80058	RT-524/VRC
1	25	5895-01-205-0643	80058	O-1836/G
1	26	5895-01-205-0644	80058	J-4406/G
1	27	5985-01-333-0777	80058	AS-4252/G
1	28	5895-01-205-0642	80058	TN-612/G
1	29	5895-01-205-6269	80058	R-2322/G
1	29A	5985-01-334-8023	80058	AS-4254/TRC-179(V)
1	30	5895-01-210-5235	80058	MD-1204/G
1	32	5895-01-205-6148	80058	RT-1512/G
1	36	5995-01-267-4412	80058	CG-3874/TRC-179(V)
1	40	5895-01-205-0912	80058	AM-7296/G
1	44	6130-01-205-0822	80058	PP-8097/G
1	45	5985-00-172-6518	80058	MX9313/GR
1	49	5985-00-106-6130	80058	AS2259/GR
1	49J		80063	A3078232
1	50	5995-01-207-9084	80063	A3086784
1	51	5995-01-294-7380	80058	CX-13353/TRC-179(V)
1	52	5995-01-207-9085	80063	A3023752
1	54		80063	A3078384
1	55		80063	A3078666
1	56		80063	A3078911
1	57		80063	A3078912
1	58		80063	A3086567
1	59	5995-01-326-0142	80058	CG-3883/G
2	1		80063	A3032623
2	2		80063	A3032639
2	3		74999	J9418
2	4		80063	A3032626
2	5		80063	A3032625
2	6		80063	A3032633
2	7		80063	A3032722-1
2	9		80063	A3032722-2
2	10		80063	A3032621
2	11		80063	A3032718
2	12		80063	A3032719
2	15A		80063	A3078277-1
2	16		80063	A3032702
2	17	5995-01-324-5871	80063	A3032624
2	18		80063	A3032636

CROSS-REFERENCE INDEXES

FIG.	ITEM	FIGURE AND ITEM NUMBER INDEX		PART NUMBER
		STOCK NUMBER	CAGEC	
2	19		80063	A3032630
2	20		80063	A3032628
2	21		80063	A3032640
2	22		80063	A3032643
2	23		80063	A3033672-2
2	24		80063	A3086743
2	25		80063	A3086744
2	26		80063	A3032720
2	27		80063	A3032625
2	28		80063	A3032744
2	29		80063	A3032711
2	30	5120-01-053-7957	80063	A3032721
5	1	5305-00-050-9225	96906	MS51957-59
5	2		80063	A3032632
5	3	5340-00-051-1429	96906	MS17987C825
5	4	1095-01-273-1351	62060	LW1023-4-10
5	5		27434	1/4-20WN
5	6		80063	A3032674
5	7		80063	A3032675
5	8	5305-00-207-2297	96906	M535307-312
5	9	5310-00-250-9477	96906	MS35649-2254
8	1		80063	A3032762
8	2		80063	A3032694
8	3		80063	A3032738-1
8	4		80063	A3032738-2
9	1		80063	A3032742
9	2		80063	A3032694
9	3		80063	A3032738-3
9	4		80063	A3032738-4
11	1	5995-01-291-8926	80063	A3028183
11	2		80063	A3028182-1
11	3		80063	A3034508-2
11	4	5310-00-619-1148	96906	MS15795-808
11	5	5310-00-208-9255	96906	MS21044C3
11	6	5305-00-043-0267	96906	MS24693C274
11	7	5935-01-262-1022	81349	M85049/3W10A1
11	10		96906	MS17340N10B1
12	13	4240-01-231-6515	81361	E5-19-8892
12	25		80063	A3086520
12	26		80063	A3034015
12	27	5805-00-543-0012	80058	TA312/PT
12	30		80063	A3078174
12	39A		80063	A3086591
12	49A	6545-00-922-1200	80063	SM-C-803900
12	51	5120-01-110-9193	80063	SCD539505
12	52	5110-00-293-2339	80063	5CC539451
12	67	5820-00-892-3342	80058	AM1780/VRC
12	69	5830-00-892-3339	80058	C2298/VRC
12	71	7520-00-162-6178	80063	5CC539503
12	73		80063	A3024761
12	74		14933	7520-281-5913

CROSS-REFERENCE INDEXES

FIG.	ITEM	FIGURE AND ITEM NUMBER INDEX		PART NUMBER
		STOCK NUMBER	CAGEC	
12	82		80063	A3032479
12	83		80063	A3032480
12	95		80063	A3055764
12	97	7920-00-178-8315	80063	SC-C-539469
12	105		80063	A3028771
12	106	5305-00-717-5467	96906	MS35307-362
12	107	5310-00-984-7042	96906	MS35338-141
12	108	5310-00-595-6057	96906	MS15795-815
12	109	5305-00-685-3511	96906	MS35308-306
12	110	5310-01-091-1248	96906	MS15795-810
12	111	5310-00-933-8121	96906	MS35338-139
12	112	5310-00-889-2589	96906	MS21044C4
12	113		80063	A3086521
12	114		80063	A3086517
12	115		80063	A3086515
12	116		80063	A3086516
12	117		80063	A3086514
12	118		96906	MS51605-25
12	119	5340-00-916-6533	80205	NAS1382-7
12	120	5340-00-916-6532	80205	NAS1382-4
12	128	6230-00-161-6422	80063	TL122D
12	129	5965-01-148-3396	81349	N161E/U
12	131		96906	MS15218-7
12	132		80063	A3034493-2
12	133		80063	SCC539894-3
58	5		80063	A3025128
64	2	5999-01-294-9103	80063	A3025257
64	3	6130-01-205-0915	80063	A3024866
64	4	6130-01-205-0914	80063	A3024865
64	5	6130-01-205-0913	80063	A3024864
64	6	5999-01-294-9105	80063	A3024881
64	9	6130-01-205-0828	80063	A3024062
80	58	5895-01-296-0596	80063	A3034483
98	2	6130-01-207-9102	80063	A3024125
102	29	6130-01-205-6151	80063	A3024762
104	2	6140-01-108-1424	57053	0820-0022
104	3		80063	A3032412-2
107	4		98230	0N501002
107	5	5810-01-050-2500	98230	0N501500-2
107	9	7025-01-205-6179	80058	ID-2390/G
107	10	5895-01-218-3955	80058	MD-1201/G
107	14	3610-01-233-8507	80058	RP-342/G
107	15	5810-01-146-3260	98230	0N278636
107	20	5965-01-233-8607	80058	H-356/G
110	36	6210-00-809-4274	81349	LH74/1
110	37	6240-00-892-4420	81349	M15098/11-001
110	38	6210-00-078-7626	81349	LC13CN2
114A	1		80063	A3078184-2
114A	2		80063	A3078184-3
114A	3	5985-01-336-9516	80058	AB-1371/G
115	1	5985-00-733-6042	80058	AT-1039/U

CROSS-REFERENCE INDEXES

FIG.	ITEM	FIGURE AND ITEM NUMBER INDEX		PART NUMBER
		STOCK NUMBER	CAGEC	
115	2	5985-00-733-6043	80058	AT-1040/U
115	3	5985-00-733-6044	80058	AT-1041/U
115	4	5985-00-733-6045	80058	AT-1042/U
115	5		80058	AB-1372/G
119	1		80063	A3034262
119	2		80063	A3034218
119	3		80063	A3034508-1
119	4	5310-00-982-6814	96906	MS21044C08
119	5	5310-00-225-5328	96906	M515795-841
119	6	5305-00-088-9670	96906	MS24693C53
119	7		80063	A3078289
120	1	5985-00-733-6046	80058	AT-1043/U
120	2	5985-00-733-6042	80058	AT-1039/U
120	3	5985-00-733-6043	80058	AT-1040/U
120	4	5985-00-733-6044	80058	AT-1041/U
120	5	5985-00-733-6045	80058	AT-1042/U
120	6	5985-01-330-9443	80058	AB-1372/G
121	1	5305-00-579-5238	96906	MS35307-309
121	2	5310-00-933-8121	96906	MS35338-139
121	3	5310-00-680-6745	96906	MS15795-811
121	4		80063	A3078234
121	5		80063	SC-D-681076-48
121	6		80063	A3078239
121	7	5325-00-249-6341	96906	MS35489-67
121	8		80063	A3078264
121	9		80063	A3078282
121	10	5310-00-883-9384	96906	MS15795-842
121	11	5305-00-059-3 660	96906	M551958-64
121	12		80063	A3078281
121	13	5305-00-059-3663	96906	MS51958-67
121	14	5310-00-208-9255	96906	MS21044C3
121	15		80063	A3078233
121	16	5305-00-059-3 669	96906	MS51958-73
122	2	5895-01-205-6149	80058	AN/UJK-42(V)4
122	4		80063	A3078274-3
122	5	5895-01-210-5235	80058	MD-1204/G
122	7	5895-01-205-6269	80058	R-2322/G
122	8	5895-01-205-0642	80058	TH-612/G
122	13	6130-01-205-0823	80058	PP-8095/G
122	14	5895-01-205-6284	80058	MU-859/G
122	15	5895-01-205-0643	80058	O-1836/G
122	17	5895-01-205-0644	80058	J-4406/G
122	18		80063	A3025128
122	19		80063	A3024761
122	20	5810-01-146-3260	80058	KG-84A
122	21	6130-01-207-9102	80063	A3024125
122	22	5985-01-254-0698	80058	AS-3791/G
122	25		80063	A3086783
134	1		80063	A3086770
134	2		80063	A3086764
134	3		80063	A3028517

CROSS-REFERENCE INDEXES

FIG.	ITEM	FIGURE AND ITEM NUMBER INDEX		PART NUMBER
		STOCK NUMBER	CAGEC	
134	4		80063	A3086785
134	5	5310-00-982-6816	96906	MS21044C5
134	6		80063	A3056168-1
134	8	5310-00-889-2589	96906	MS21044C4
134	9	5305-00-688-2018	96906	MS35308-307
134	10	5310-01-091-1248	96906	MS15795-810
134	11		80063	A3032074
134	14		80063	A3028280
134	17		80058	TSEC/KG-84A
134B	1	6115-01-250-3653	97403	13228E1869
1348	2	5340-01-144-5884	96906	MS21919WCH9
1348	3	5310-00-880-5978	96906	MS15795-807
1348	4		96906	MS35338-137
1348	5	5305-00-054-6672	96906	MS51957-47
1348	6	5999-01-208-7710	07700	84-30213
134B	7		80063	A3086807
1348	8		96906	MS51958-64
134B	9		96906	MS35338-838
134B	10		96906	MS15795-808
134B	11	5305-00-054-6655	96906	MS51957-31
134B	12	5310-00-929-6395	96906	MS35338-136
134B	13	5310-00-722-5998	96906	MS15795-805
134B	14	5935-01-281-0050	81349	D38999/33W21R
134C	1		80063	A3028624-7
134C	9		80063	A3032526
134C	10		80063	A3032527

By Order of the Secretary of the Army:

GORDAN R. SULLIVAN
General, United States Army
Chief of Staff

Official:


MILTON H. HAMILTON
Administrative Assistant to the
Secretary of the Army
01117

By Order of the Secretary of the Navy

ROBERT AILES
Rear Admiral, United States Navy
Command, Space and Naval Warfare
Systems Command

By Order of the Secretary of the Air Force:

LARRY D. WELSH
General, United States Air Force
Chief of Staff

Official:

CHARLES D. McDONALD
GENERAL, United States Air Force
Command, Air Force
Logistic Command

DISTRIBUTION:

To be distributed in accordance with DA FORM 12-36-E, block 9088, Unit Maintenance requirements for TM 11-5895-1218-20P.

THE METRIC SYSTEM AND EQUIVALENTS

WEIGHT MEASURE

1 Centimeter = 10 Millimeters = 0.01 Meters = 0.3937 Inches
 1 Meter = 100 Centimeters = 1000 Millimeters = 39.37 Inches
 1 Kilometer = 1000 Meters = 0.621 Miles

WEIGHTS

1 Gram = 0.001 Kilograms = 1000 Milligrams = 0.035 Ounces
 1 Kilogram = 1000 Grams = 2.2 lb.
 1 Metric Ton = 1000 Kilograms = 1 Megagram = 1.1 Short Tons

LIQUID MEASURE

1 Milliliter = 0.001 Liters = 0.0338 Fluid Ounces
 1 Liter = 1000 Milliliters = 33.82 Fluid Ounces

SQUARE MEASURE

1 Sq. Centimeter = 100 Sq. Millimeters = 0.155 Sq. Inches
 1 Sq. Meter = 10,000 Sq. Centimeters = 10.76 Sq. Feet
 1 Sq. Kilometer = 1,000,000 Sq. Meters = 0.386 Sq. Miles

CUBIC MEASURE

1 Cu. Centimeter = 1000 Cu. Millimeters = 0.06 Cu. Inches
 1 Cu. Meter = 1,000,000 Cu. Centimeters = 35.31 Cu. Feet

TEMPERATURE

$5/9(^{\circ}\text{F} - 32) = ^{\circ}\text{C}$
 212° Fahrenheit is equivalent to 100° Celsius
 90° Fahrenheit is equivalent to 32.2° Celsius
 32° Fahrenheit is equivalent to 0° Celsius
 $9/5^{\circ}\text{C} + 32 = ^{\circ}\text{F}$

APPROXIMATE CONVERSION FACTORS

TO CHANGE	TO	MULTIPLY BY
Inches	Centimeters	2.540
Feet	Meters	0.305
Yards	Meters	0.914
Miles	Kilometers	1.609
Square Inches	Square Centimeters	6.451
Square Feet	Square Meters	0.093
Square Yards	Square Meters	0.836
Square Miles	Square Kilometers	2.590
Acres	Square Hectometers	0.405
Cubic Feet	Cubic Meters	0.028
Cubic Yards	Cubic Meters	0.765
Fluid Ounces	Milliliters	29.573
arts	Liters	0.473
gallons	Liters	0.946
Ounces	Liters	3.785
Pounds	Grams	28.349
Short Tons	Kilograms	0.454
Pound-Feet	Metric Tons	0.907
Pounds per Square Inch	Newton-Meters	1.356
Miles per Gallon	Kilopascals	6.895
Miles per Hour	Kilometers per Liter	0.425
	Kilometers per Hour	1.609

TO CHANGE	TO	MULTIPLY BY
Centimeters	Inches	0.394
Meters	Feet	3.280
Meters	Yards	1.094
Kilometers	Miles	0.621
Square Centimeters	Square Inches	0.155
Square Meters	Square Feet	10.764
Square Meters	Square Yards	1.196
Square Kilometers	Square Miles	0.386
Square Hectometers	Acres	2.471
Cubic Meters	Cubic Feet	35.315
Cubic Meters	Cubic Yards	1.308
Milliliters	Fluid Ounces	0.034
Liters	Pints	2.113
Liters	Quarts	1.057
gallons	Gallons	0.264
ounces	Ounces	0.035
pounds	Pounds	2.205
Metric Tons	Short Tons	1.102
Newton-Meters	Pounds-Feet	0.738
Kilopascals	Pounds per Square Inch	0.145
Kilometers per Liter	Miles per Gallon	2.354
Kilometers per Hour	Miles per Hour	0.621



PIN: 069685-000