

ARMY
NAVY
AIR FORCE

TM 11-5411-215-14P
EE150-RN-OMI-01A/TRC-179(V)
TO 35E4-202-4

TECHNICAL MANUAL

**OPERATOR'S, UNIT, DIRECT SUPPORT,
AND GENERAL SUPPORT
MAINTENANCE REPAIR PARTS
AND SPECIAL TOOLS LIST
FOR
SHELTER, ELECTRICAL EQUIPMENT
S-711/TRC-179(V)
(NSN 5411-01-270-3960) (EIC: N/A)**

This publication is required for official use or for administrative or operational purposes only. Distribution is limited to US Government agencies. Other requests for this document must be referred to Commander, US Army Communications-Electronics Command and Fort Monmouth, ATTN: AMSEL-LC-LM-LT, Fort Monmouth, New Jersey 07703-5007.

DESTRUCTION NOTICE - Destroy by any method that will prevent disclosure of contents or reconstruction of the document.

DEPARTMENTS OF THE ARMY, THE NAVY, AND THE AIR FORCE

15 JANUARY 1992

CHANGE

No. 1

DEPARTMENTS OF THE ARMY
THE NAVY, AND THE AIR FORCE
Washington, DC, 1 August 1995

**OPERATOR'S, UNIT, DIRECT SUPPORT AND GENERAL SUPPORT
MAINTENANCE REPAIR PARTS AND SPECIAL TOOLS LIST
FOR
SHELTER, ELECTRICAL EQUIPMENT
S-711/TRC-179(V)
(NSN 5411-01-270-3960) (EIC: N/A)**

ARMY TM 11-5411-215-14P/NAVY EE150-RN-OMI-010/TRC-179(V)/AIR FORCE TO 35E4-202-4, dated 15 January 1992 is changed as follows:

1. Remove old pages and insert new pages as indicated below. New or changed material is indicated by a vertical bar in the margin of the page. Added or revised illustrations are indicated by a vertical bar adjacent to the identification number.

Remove pages
Cover

Insert pages
Cover


2. File this change sheet in the front of the publication for reference purposes.

Distribution authorized to the Department of Defense and DOD contractors only for official use or for administration or operational purposes. This determination was made on 15 September 1988. Other requests for this document will be referred to Commander, US Army Communications-Electronics Command and Fort Monmouth, ATTN: AMSEL-LC-LM-LT, Fort Monmouth, NJ 07703-5007.

DESTRUCTION NOTICE - Destroy by any method that will prevent disclosure of contents or reconstruction of the document.

By Order of the Secretary of the Army:

Official:



*Acting Administrative Assistant to the
Secretary of the Army*
00716

GORDON R. SULLIVAN
*General, United States Army
Chief of Staff*

By Order of the Secretary of the Navy:

ROBERT AILES
*Rear Admiral, United States Navy
Commander, Space and Naval Warfare
Systems Command*

By Order of the Secretary of the Air Force:

MERRILL A. MCPEAK
*General, United States Air Force
Chief of Staff*

Official:

RONALD W. YATES
*General, United States Air Force
Commander, AFMC*

DISTRIBUTION:

To be distributed in accordance with DA Form 12-36-E, block 8816 requirements for TM 11-5411-215-14P.

***U.S. GOVERNMENT PRINTING OFFICE: 1995 - 610-115/20207**

Technical Manual
No. 11-5411-215-14P
NAVY EE150-RN-OMI-010/TRC-179(V)
Technical Order
No. 35E4-202-4

DEPARTMENTS OF THE ARMY,
THE NAVY, AND THE AIR FORCE

Washington, DC, 15 January 1992

**OPERATOR'S, UNIT, DIRECT SUPPORT, AND GENERAL SUPPORT
MAINTENANCE REPAIR PARTS AND SPECIAL TOOLS LIST
FOR
SHELTER, ELECTRICAL EQUIPMENT S-711/TRC-179(V)
(NSN 5411-01-270-3960)(EIC: N/A)
Current as of 15 October 1991**

REPORTING ERRORS AND RECOMMENDING IMPROVEMENTS

You can help improve this manual. If you find any mistakes or if you know of a way to improve the procedures, please let us know. Mail your letter, DA Form 2028 (Recommended Changes to Publications and Blank Forms), or DA Form 2028-2 located in back of this manual direct to: Commander, US Army Communications-Electronics Command and Fort Monmouth, ATTN: AMSEL-LC-LM-LT, Fort Monmouth, New Jersey 07703-5000.

For Air Force, submit AFTO Form 22 (Technical Order System Publication Improvement Report and Reply) in accordance with paragraph 6-5, Section VI, T.O. 00-5-1. Forward direct to prime ALC/MST.

For Navy, mail comments to the Commander, Space and Naval Warfare Systems Command, ATTN: SPAWAR 8122, Washington, DC 20363-5100.

In either case, a reply will be furnished direct to you.

TABLE OF CONTENTS

	Page	Illus Figure
Section I. Introduction	1	
Section II. Repair Parts List	1-1	
Group 00 Shelter, Electrical Equipment S-711/TRC-179(V) (A3023789).....	1-1	1
01 Shelter, Electrical Equipment (A3086545)	2-1	2
0101 Tow Eye Assembly (SM-C-947147)	3-1	3
0102 Door Assembly (A3032246)	4-1	4
010201 Door Assembly, Main (A3032203)	5-1	5
01020101 Roller Latch Assembly (A3032248-2).....	6-1	6

TABLE OF CONTENTS - Continued

	Page	Illus Figure
Group		
010202 Door Assembly, Auxiliary (A3032205).....	7-1	7
01020201 Louver and Cover Installation (A3032333).....	8-1	8
0102020101 Cover Assembly (A3032341)	9-1	9
01020202 Roller Catch Assembly (A3032248-1)	10-1	10
010203 Peep Sight Installation (A3086876)	11-1	11
010204 Valve Installation, Pressure (A3032368)	12-1	12
010205 Cover Assembly (A3032353)	3-1	13
0103 Skid Assembly (A3032400-1).....	14-1	14
0104 Hand Hold Assembly (SM-C-165382)	15-1	15
0105 Lifting and Tiedown Assembly SM-C-947176).....	16-1	16
0106 Door Brace Assembly (SC-D-595548).....	17-1	17
0107 Hold Down Assembly (A3086547)	18-1	18
0108 Keeper Installation (A3032346).....	19-1	19
0109 Skid Assembly (A3032400-2).....	20-1	20
02 Frame Installation, Signal Entry (A3032258).....	21-1	21
03 Frame Installation, Power Entry (A3032257)	22-1	22
04 Frame Installation, HF Transmitter (A3032261).....	23-1	23
05 Frame Installation, Air Conditioner (A3032265)	24-1	24
06 Frame and Cover Instl., DC Power Entry (A3032259)	25-1	25
07 Frame and Cover Instl., HF Ant. Entry (A3032260-1).....	26-1	26
08 Frame, Louver (A3032266)	27-1	27
09 Frame Instl., Cover and Louver (A3032285).....	28-1	28
10 Frame and Cover, HF (A3032260-2)	29-1	29
11 Table Assembly (A3032276)	30-1	30
12 Air Plenum Assembly (A3032275)	31-1	31
13 Electrical Installation (A3032279).....	32-1	32
1301 Light Set, General Illumination, White (A3032287).....	32-1	32
1302 Light Set, General Illumination, Blue (A3032286)	32-1	32
14 Air Plenum Assembly (A3032274)	33-1	33
15 Data Plate Installation (A3032098).....	34-1	34
16 Doubler and Insert Instl. (A3032277)	35-1	35
Section III. Special Tools (Not Applicable)		

TABLE OF CONTENTS - Continued

		Page	Illus Figure
Section IV.	Cross -Reference Indexes		
	National Stock Number Index	I-1	
	Part Number Index.....	I-4	
	Figure and Item Number Index.....	I-19	

iii/(iv blank)

**SECTION I
INTRODUCTION**

1. Scope

This manual lists and authorizes spares and repair parts; special tools; special test, measurement, and diagnostic equipment (TMDE), and other special support equipment required for performance of organizational and direct support maintenance of the AB-216/U and AB-216A/U. It authorizes the requisitioning, issue, and disposition of spares, repair parts and special tools as indicated by the source, maintenance and recoverability (SMR) codes.

2. General

This Repair Parts and Special Tools List is divided into the following sections:

a. Section II. Repair Parts List. A list of spares and repair parts authorized by this RPSTL for use in the performance of maintenance. The list also includes parts which must be removed for replacement of the authorized parts. Parts lists are composed of functional groups in ascending numeric sequence, with the parts in each group listed in ascending item number sequence. Figure numbers are listed directly beneath the group header. Bulk materials are listed in item name sequence. Repair part kits are listed separately in their own functional group within Section II. Repair parts for repairable special tools are also listed in this section. Items listed are shown on the associated illustration.

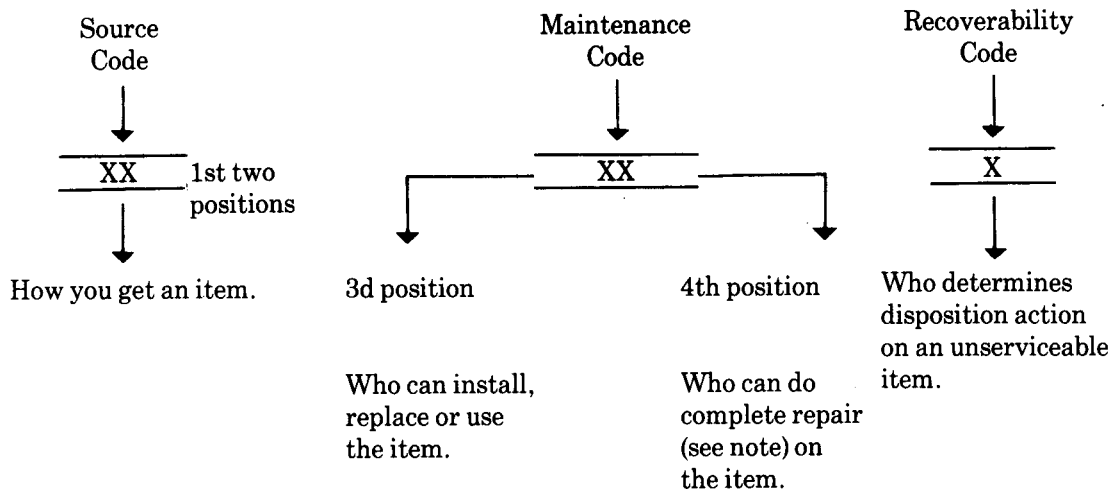
b. Section II. Special Tools List. Not applicable.

c. Section IV National Stock Number and Part Number Index. A list, in National item identification number (NIIN) sequence, of all National stock numbered items appearing in the listing, followed by a list in alphameric sequence of all part numbers appearing in the listings. National stock numbers and part numbers are cross-referenced to each illustration figure and item number appearance. The figure number and item number index lists figure and item numbers in numeric sequence and cross-reference National stock number, Commercial and Government Entity Code, and part numbers.

3. Explanation of Columns (Section II and III)

a. Item No (Column (1)) Indicates the number used to identify items called out in the illustrations.

b. SMR Code (Column (2)). The source, maintenance, and recoverability (SMR) code is a five-position code containing supply/requisitioning information, maintenance category authorization criteria, and disposition instruction, as shown in the following breakout:



NOTE

Complete repair: Maintenance capacity, capability, and authority to perform all corrective maintenance tasks of the "repair" function in a use/user environment in order to restore serviceability to a failed Item.

(1) *Source code* The source code tells you how to get an item needed for maintenance, repair, or overhaul of an end item/equipment Explanations of source codes follows:

Code

PA
PB
PC
PD
PE
PF
PG

Explanation

Stocked items; use the applicable NSN to request/requisition items with these source codes. They are authorized to the category indicated by the code entered in the third position of the SMR code.

NOTE

Items coded PC are subject to deterioration.

KD
KF
KB

Items with these codes are not to be requested/requisitioned individually. They are part of a kit which is authorized to the maintenance category indicated in the third position of the SMR code. The complete kit must be requisitioned and applied.

MO - Made at org/AVUM category
MF - Made at DS/AVIM category
MH - Made at GS category
ML - Made at Specialized Repair Activity (SRA)
MD - Made at Depot

Items with these codes are not to be requested/requisitioned individually. They must be made from bulk material which is identified by the part number in the description and usable on code (UOC) column and listed in the Bulk Material group of the repair parts list. If the item is authorized to you by the third position code of the SMR code, but the source code indicates it is made at a higher category, order the item from the higher category of maintenance.

AO - Assembled by org/AVUM category
AF - Assembled by DS/AVIM category
AH - Assembled by GS category
AL - Assembled by SRA
AD - Assembled by Depot

Items with these codes are not to be requested/requisitioned individually. The parts that make up the assembled item must be requisitioned or fabricated and assembled at the category of maintenance indicated by the source code. If the disposition code of the SMR code authorizes you to replace the item, but the source code indicates the item is assembled at a higher category, order the item from the higher category of maintenance.

Code	Explanation
XA -	Do not requisition an 'XA' coded item. Order its next higher assembly.
XB -	If an "XB" item is not available from salvage, order it using the FSCM and part number given.
XC -	Installation drawing, diagram, instruction sheet, field service drawing, that is identified by manufacturers part number.
XD -	Item is not stocked. Order an "XD" coded item through normal supply channels using the FSCM and part number given, if no NSN is available.

NOTE

Cannibalization or controlled exchange, when authorized, may be used as a source of supply for items with the above source codes, except for those source coded "XA" or those aircraft support items restricted by requirements of AR 750-1.

(2) *Maintenance code.* Maintenance codes tell you the category of maintenance authorized to USE and REPAIR support items. The maintenance codes are entered in the third and fourth positions of the SMR code as follows:

(a) The maintenance code entered in the third position tells you the lowest maintenance category authorized to remove, replace, and use an item. The maintenance code entered in the third position will indicate authorization to one of the following categories of maintenance.

Code	Application/Explanation
C -	Crew or operator maintenance done within organizational or aviation maintenance.
O -	Organizational or aviation unit category can remove, replace, and use the item.
F -	Direct support or aviation intermediate category can remove, replace, and use the item.
H -	General support category can remove, replace, and use the item.
L -	Specialized repair activity can remove, replace, and use the item.
D -	Depot category can remove, replace, and use the item.

(b) The maintenance code entered in the fourth position tells whether or not the item is to be repaired and identifies the lowest maintenance category with the capability to do complete repair (i.e., perform all authorized repair functions). This position will contain one of the following maintenance codes.

NOTE

Some limited repair may be done on the item at a lower category of maintenance, if authorized by the Maintenance Allocation Chart (MAC) and SMR codes.

Code	Application/Explanation
O -	Organizational or aviation unit is the lowest category that can do complete repair of the item.
F -	Direct support or aviation intermediate is the lowest category that can do complete repair of the item.
H -	General support is the lowest category that can do complete repair of the item.
L -	Specialized repair activity (designate the specialized repair activity) is the lowest category that can do complete repair of the item.
D -	Depot is the lowest category that can do complete repair of the item.
Z -	Nonreparable. No repair is authorized.
B -	No repair is authorized. (No parts or special tools are authorized for the maintenance of a "B" coded item). However, the item may be reconditioned by adjusting, lubricating, etc., at the user category.

(3) *Recoverability code.* Recoverability codes are assigned to items to indicate the disposition action on unserviceable items. The recoverability code is entered in the fifth position of the SMR Code as follows:

Recoverability codes	Application/Explanation
Z -	Nonreparable Item. When unserviceable, condemn and dispose of the item at the category of maintenance shown in the third position of SMR Code.
O -	Reparable item. When uneconomically repairable, condemn and dispose of the item at organizational or aviation unit category.

**Recoverability
codes**

Application/Explanation

- F - Repairable item. When uneconomically repairable, condemn and dispose of the item at direct support or aviation intermediate category.
- H - Repairable item. When uneconomically repairable, condemn and dispose of the item at general support category.
- D - Repairable item. When beyond lower category repair capability, return to depot. Condemnation and disposal of item not authorized below depot category.
- L - Repairable item. Condemnation and disposal not authorized below specialized repair activity (SRA).
- A - Item requires special handling or condemnation procedures because of specific reasons (e.g., precious metal content, high dollar value, critical material, or hazardous material). Refer to appropriate manuals/directives for specific instructions.

c. *FSCM(Column (3))*. The Federal Supply Code for Manufacturer (FSCM) is a 5-digit numeric code which is used to identify the manufacturer, distributor, or Government agency, etc., that supplies the item.

d. *Part Number (Column (4))*. Indicates the primary number used by the manufacturer (individual, company, firm, corporation, or Government activity), which controls the design and characteristics of the item by means of its engineering drawings, specifications, standards, and inspection requirements to identify an item or range of items.

NOTE

When you use a NSN to requisition an item, the item you receive may have a different part number from the part ordered.

e. *Description and Usable on Code (UOC) (Column (5))*. This column includes the following information.

- (1) The Federal item name and, when required, a minimum description to identify the item.
- (2) Usable on code, when applicable (para 5).
- (3) The statement "END OF FIGURE" appears just below the last item description in Column (5) for a given figure in both section II and section III.

f. *Qty (Column (6))*. Indicates the quantity of the item used in the breakout shown on the illustration figure, which is prepared for a functional group, subfunctional group, or an assembly. A "V" appearing in this column in lieu of a quantity indicates that the quantity is variable and the quantity may vary from application to application.

4. Explanation of Columns (Section IV)

a. *National Stock Number (NSN)Index*.

(1) *Stock number column*. This column lists the NSN by National item identification number (NIIN) sequence. The NIIN consists of the last nine digits of the NSN. When using this column to locate an item, ignore the first four digits of the NSN. When requisitioning items use the complete NSN (13 digits).

(2) *Fig. column*. This column lists the number of the figure where the item is identified/located. The illustrations are in numerical sequence in sections II and III.

(3) *Item column*. The item number identifies the item associated with the figure listed in the adjacent Fig. column. This item is also identified by the NSN listed on the same line.

b. *Part Number Index*. Part numbers in this index are listed by part number in ascending alphanumeric sequence.

- (1) *FSCM column*. This column lists the Federal supply code for manufacturer (FSCM).
- (2) *Part number column*. This column indicates the part number assigned to the item.

(3) *Stock number column.* This column lists the National stock number for the associated part number and manufacturer identified in the part number and FSCM columns to the left.

(4) *Fig. column.* This column lists the number of the figure where the item is identified/located in sections II and III.

(5) *Item column.* The item number is that number assigned to the item as it appears in the figure referenced in the adjacent figure number column.

c. Figure and Item Number Index.

(1) Fig. column. This column lists the number of the figure where the item is identified/located in sections II and III.

(2) Item column. The item number is that number assigned to the item as it appears in the figure referenced in the adjacent figure number column

(3) Stock number column. This column lists the National stock number for the item.

(4) CAGEC column. The Commercial and Government Entity Code (CAGEC) is a 5-digit numeric code used to identify the manufacturer, distributor, or Government agency, etc., that supplies the item.

(5) Part number column. Indicates the primary number used by the manufacturer (individual , firm, corporation , or Government activity), which controls the design and characteristics of the item by means of its engineering drawings, specifications, standards, and inspection requirements to identify an item or range of items.

5. Special Information

a. Associated Publications. The publication listed below pertains to Shelter, Electrical Equipment, S-711/TRC-179(V) and its components:

TM 11-5411-215-14P	Shelter, Electrical Equipment, S-711/TRC-179(V)
TM 11-5895-1218-20P, -34P	Communications Terminal AN/TRC-179(V)1 & (V)3

h. National Stock Numbers. National stock numbers (NSN's) that are missing from P source coded items have been applied for and will be added to this TM by future change/revision when they are entered in the Army Master Data File (AMDF). Until the NSN's are established and published, submit exception requisitions to: Commander, US Army Communications-Electronics Command and Fort Monmouth, ATTN: AMSEL-MM, Fort Monmouth, NJ 07703-5006 for the part required to support your equipment

NOTE

An item SMR coded "H" in the third, fourth, and fifth position is interpreted as Intermediate for Air Force Repair.

6. How to Locate Repair Parts

a. When National stock number or part number is not known.

(1) *First.* Using the table of contents, determine the assembly group or subassembly group to which the item belongs. This is necessary since figures are prepared for assembly groups and subassembly groups, and listings are divided into the same groups.

(2) *Second.* Find the figure covering the assembly group or subassembly group to which the item belongs.

(3) *Third.* Identify the item on the figure and note the item number.

(4) *Fourth.* Refer to the Repair Parts List for the figure to find the part number for the item number noted on the figure.

(5) *Fifth.* Refer to the Part Number Index to find the NSN, if assigned.

b. When National stock number or part number is known.

(1) First. Using the index of National stock numbers and part numbers, find the pertinent National stock number or part number. The NSN index is in National item identification number (NIIN) sequence (para 4a(1)). The part numbers in the part number index are listed in ascending alphameric sequence (para 4b). Both indexes cross-reference you to the illustration figure and item number of the item you are looking for.

(2) Second. After finding the figure and item number, verify that the item is the one you're looking for, then locate the item number in the repair parts list for the figure.

7. Abbreviations

Not applicable.

8. MAINTENANCE ALLOCATION CHART

SECTION I. INTRODUCTION

8-1. GENERAL

This appendix provides a summary of the maintenance operations for Shelter, Electrical Equipment S-711 /TRC-179. It authorizes levels of maintenance for specific maintenance functions of repairable items and components and the tools and equipment required to perform each function. This appendix may be used as an aid in planning maintenance operations.

8-2. MAINTENANCE FUNCTION

Maintenance functions will be limited to and defined as follows:

a. *Inspect.* To determine the serviceability of an item by comparing its physical, mechanical, and/or electrical characteristics with established standards through examination.

b. *Test.* To verify serviceability and to detect incipient failure by measuring the mechanical or electrical characteristics of an item and comparing those characteristics with prescribed standards.

c. *Service.* Operations required periodically to keep an item in proper operating condition, i.e., to clean (decontaminate), to preserve, to drain, to paint, or to replenish fuel, lubricants, hydraulic fluids, or compressed air supplies.

d. *Adjust.* To maintain, within prescribed limits, by bringing into proper or exact position, or by setting the operating characteristics to the specified parameters.

e. *Align.* To adjust specified variable elements of an item to bring about optimum or desired performance.

f. *Calibrate.* To determine and cause corrections to be made or to be adjusted on instruments or test measuring and diagnostic equipments used in precision measurement. Consists of comparisons of two instruments, one of which is a certified standard of known accuracy, to detect and adjust any discrepancy in the accuracy of the instrument being compared.

g. *Install.* The act of emplacing, seating, or fixing into position an item, part, module (component or assembly) in a manner to allow the proper functioning of the equipment or system.

h. *Replace.* The act of substituting a serviceable like type part, subassembly, or module (component or assembly) for an unserviceable counterpart.

i. *Repair.* The application of maintenance services (inspect, test, service, adjust, align, calibrate, replace) or other maintenance actions (welding, grinding, riveting, straightening, facing, remachining, or resurfacing) to restore serviceability to an item by correcting specific damage, fault, malfunction, or failure in a part, subassembly, module (component or assembly), end item, or system.

j. *Overhaul.* That maintenance effort (service/action) necessary to restore an item to a completely serviceable/operational condition as prescribed by maintenance standards (i.e., DMWR) in appropriate technical publications. Overhaul is normally the highest degree of maintenance performed 'by the Army. Overhaul does not normally return an item to like new condition.

k. *Rebuild.* Consists of those services/actions necessary for the restoration of unserviceable equipment to a like new condition in accordance with original manufacturing standards. Rebuild is the highest degree of materiel maintenance applied to Army equipment. The rebuild operation includes the act of returning to zero those age measurements (hours, miles, etc.) considered in classifying Army equipments/components.

8-3. COLUMN ENTRIES

a. *Column 1, Group Number.* Column 1 lists group numbers, the purpose of which is to identify components, assemblies, subassemblies, and modules with the next higher assembly.

b. *Column 2, Component/Assembly.* Column 2 contains the noun names of components, assemblies, subassemblies, and modules for which maintenance is authorized.

c. *Column 3, Maintenance functions.* Column 3 lists the functions to be performed on the item listed in column 2. When items are listed without maintenance functions, it is solely for purpose of having the group numbers in the MAC and RPSTL coincide.

d. *Column 4, Maintenance Level.* Column 4 specifies, by the listing of a "work time" figure in the appropriate subcolumn(s), the lowest level of maintenance authorized to perform the function listed in column 3. This figure represents the active time required to perform that maintenance function at the indicated level of maintenance. If the number or complexity of the tasks within the listed maintenance function vary at different maintenance levels, appropriate "work time" figures will be shown for each level. The number of task-hours specified by the "work time" figure represents the average time required to restore an item (assembly, subassembly, component, module, end item or system) to a serviceable condition under typical field operating conditions. This time includes preparation time; troubleshooting time, and quality assurance/quality control time in addition to the time required to perform the specific tasks identified for the maintenance functions authorized in the maintenance allocation chart. Subcolumns of column 4 are as follows:

UNIT

C - Operator/Crew

O - Organizational

INTERMEDIATE

F - Direct Support

H - General Support

DEPOT

D - Depot

e. *Column 5, Tools and Equipment.* Column 5 specifies by code, those common tool sets (not individual tools) and special tools, test, and support equipment required to perform the designated function.

f. *Column 6, Remarks.* Column 6 contains an alphabetic code which leads to the remark in section IV, Remarks, which is pertinent to the item opposite the particular code.

8-4. TOOL AND TEST EQUIPMENT REQUIREMENTS (Section III)

a. *Tool or Test Equipment Reference Code.* The numbers in this column coincide with the numbers used in the tools and equipment column of the MAC. The numbers indicate the applicable tool or test equipment for the maintenance functions.

b. *Maintenance Level.* The codes in this column indicate the maintenance level allocated the tool or test equipment.

c. *Nomenclature.* This column lists the noun name and nomenclature of the tools and test equipment required to perform the maintenance functions.

d. *National/NATO Stock Number.* This column lists the National/NATO stock number of the specific tool or test equipment.

e. *Tool Number.* This column lists the manufacturer's part number of the tool followed by the Federal Supply Code for manufacturers (5-digit) in parentheses.

8-5. REMARKS

- a. Reference Code.* This code refers to the appropriate item in section II, column 6.
- b. Remarks.* This column provides the required explanatory information necessary to clarify items appearing in section II.

**SECTION II. MAINTENANCE ALLOCATION CHART
FOR
SHELTER, ELECTRICAL EQUIPMENT S-711/TRC-179(V)**

(1) GROUP NUMBER	(2) COMPONENT ASSEMBLY	(3) MAINTENANCE FUNCTION	(4) MAINTENANCE LEVEL					(5) TOOLS AND EQUIPMENT	(6) REMARKS
			C	O	F	H	D		
00	Shelter, Electrical Equipment S-711/TRC-179(V) (A3023789)	Inspect		0.5					A
		Service		0.5					B
		Replace					50.0		D
		Repair		1.0				1,3,5,6,7	C,F
		Repair				3.0		1,2,4	L
		Test				0.5		9	I
01	Shelter, Electrical Equipment (A3086545)	Inspect		0.2					A
		Service		0.2					B
		Repair		0.8				1,3,5,6,7	G
		Repair				2.0		1,2	
0101	Toweye Assembly (SM-C-947147)	Replace				0.5		1,8	
		Repair				0.3		1,8	
0102	Door Assembly (A3032246)	Inspect		0.2					A
		Service		0.2					B
		Replace				1.0		1	
		Repair		0.5				1	E
		Repair				2.0		1,2	
010201	Door Assembly, Main (A3032203)	Repair		0.5				1	F
		Replace				3.0		1	
		Repair				0.5		1	F
01020101	Latch Assembly, Roller (A3032248-2)	Repair		0.3				1	F
		Replace		0.5				1	
010202	Door Assembly, Aux (A3032205)	Repair				0.5		1	F
		Replace				1.0		1	
01020201	Louver and Cover Installation (A3032333)	Replace				0.5		1	
		Repair				0.5		1	F
0102020101	Cover Assembly (A3032341)	Repair				0.5		1	F
01020202	Catch Assembly, Roller (A3032248-1)	Repair		0.3				1	F
		Replace		0.5				1	
010203	Peep Sight Installation (A3086876)	Repair				0.5		1	F
010204	Valve Installation, Pressure (A3032368)	Repair				0.5		1	F
010205	Cover Assembly (A3032353)	Repair				0.5		1,2	F
0103	Skid Assembly (A3032400-1)	Repair				0.5		1,2	
0104	Hand Hold Assembly (SM-C-165382)	Repair				0.5		1,2	F
		9							

**SECTION II. MAINTENANCE ALLOCATION CHART
FOR
SHELTER, ELECTRICAL EQUIPMENT S-711/TRC-179(V)**

(1) GROUP NUMBER	(2) COMPONENT ASSEMBLY	(3) MAINTENANCE FUNCTION	(4) MAINTENANCE LEVEL					(5) TOOLS AND EQUIPMENT	(6) REMARKS
			C	O	F	H	D		
0105	Lifting and Tiedown Eye Assy. (SM-C-947176)	Replace Repair				0.5 0.3		1,8 1,8	F
0106	Door Brace Assembly (SC-D-595448)	Replace Repair				1.0 0.5		1,2 1,2	F
0107	Hold Down Assembly (A3086547)	Replace Repair				0.2 0.5		1 1	F
0108	Keeper Installation (A3032346)	Replace Repair				0.5 0.5		1,2 1,2	F
0109	Skid Assembly (A3032400-2)	Repair				0.5		1,2	F
02	Frame Installation Signal Entry (A3032258)	Repair				0.5		1,2	F
03	Frame Installation, Power Entry (A3032257)	Repair				0.5		1,2	F
04	Frame Installation, HF Transmitter (A3032261)	Repair				0.5		1,2	F
05	Frame Installation, Air Cond. (A3032265)	Repair				0.5		1,2	F
06	Frame & Cover Instl., DC Pwr. Ent. (A3032259)	Repair				0.5		1,2	F
07	Frame & Cover Instl.,HF Ant. Ent. (A3032260-1)	Repair				0.5		1,2	F
08	Frame, Louver (A3032266)	Repair				0.5		1,2	F
09	Frame Instl., Cover & Louver (A3032285)	Repair				0.5		1,2	F
10	Frame and Cover, HF (A3032260-2)	Repair				0.5		1,2	F
11	Table Assembly (A3032276)	Repair				0.5		1	F
12	Air Plenum Assembly (A3032275)	Repair				0.5		1	F
13	Electrical Installation (A3032279)	Repair Test Repair		0.2		0.5 0.5		3 9 4	H I,J J
		10							

**SECTION II. MAINTENANCE ALLOCATION CHART
FOR
SHELTER, ELECTRICAL EQUIPMENT S-711/TRC-179(V)**

(1) GROUP NUMBER	(2) COMPONENT ASSEMBLY	(3) MAINTENANCE FUNCTION	(4) MAINTENANCE LEVEL					(5) TOOLS AND EQUIPMENT	(6) REMARKS
			C	O	F	H	D		
1301	Light Set, General Illumination, White (A3032287)	Replace				0.5		4	I,J J
		Test				0.3		9	
		Repair				0.5		4	
1302	Light Set, General Illumination, Blue (A3032286)	Replace				0.5		4	I,J J
		Test				0.3		9	
		Repair				0.5		4	
14	Air Plenum Assembly (A3032274)	Repair				0.5		1,2	F
15	Data Plate Installation (A3032098)	Repair				0.5		1,2	F
16	Doubler and Insert Installation (A3032277)	Repair				0.5		,2	F
		11							

**SECTION III. TOOLS AND TEST EQUIPMENT REQUIREMENTS
FOR
SHELTER, ELECTRICAL EQUIPMENT S-711 /TRC-179(V)**

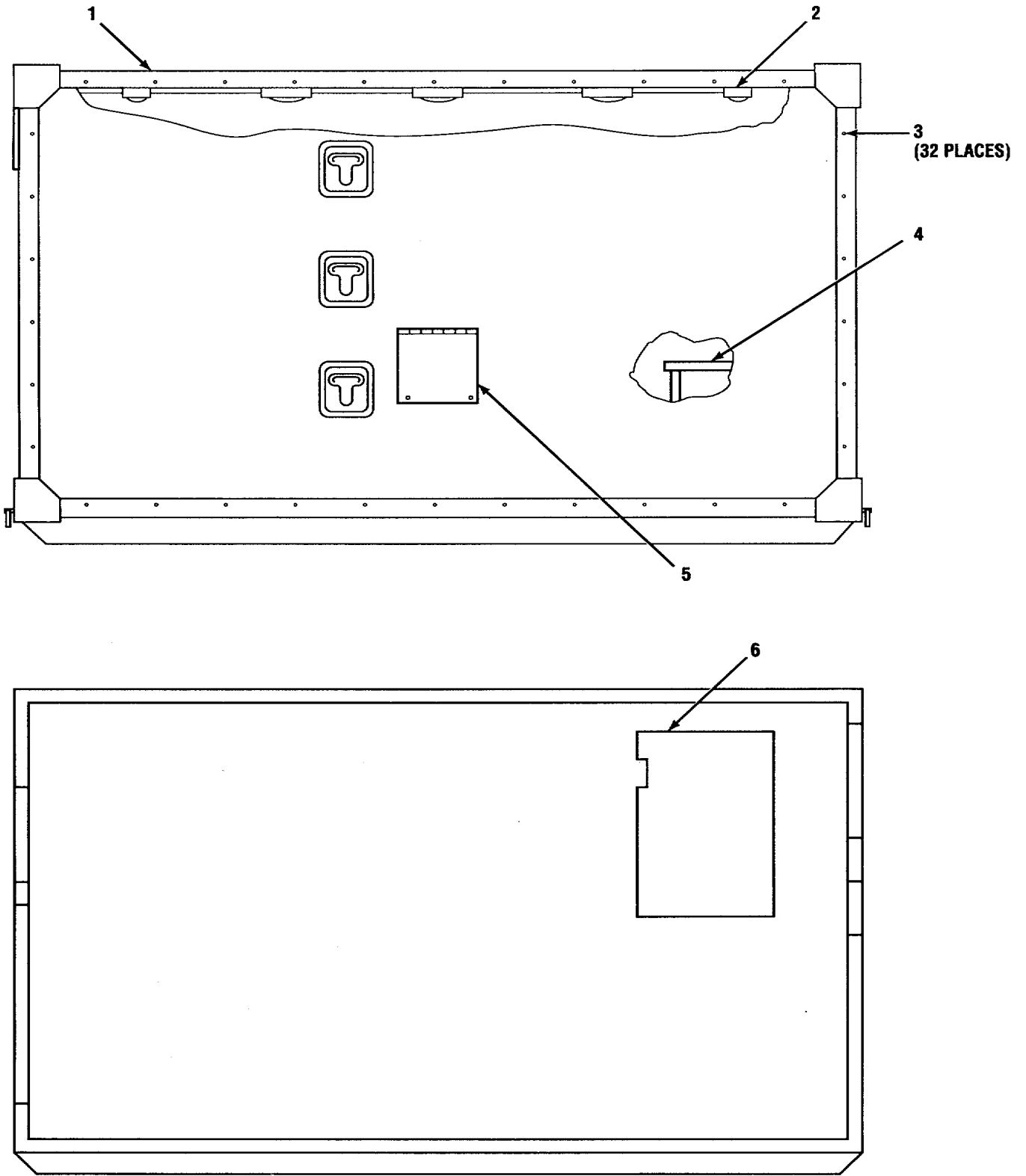
REF. CODE	MAINTENANCE CATEGORY	NOMENCLATURE	NATIONAL/NATO STOCK NUMBER	TOOL NUMBER
1	O,H,D	Tool Kit, Automotive Mechanics	5180-00-177-7033	SC 5180-90-CL-N26
2	H,D	Tool Kit, Electronic Equipment Shelter TK-144/G	5180-00-973-4369	
3	O	Tool Kit TK-101/G	5180-00-064-5178	
4	H	Tool Kit, Elect. TK-17 (Incl. Metric)	5180-00-195-0855	JENSEN JTK-17RM
5	O	Riveter, Blind, Hand	5120-00-224-9298	C-6000 6-32
6	O	Drill, Electric ,Portable	5130-00-889-8994	W-D-661
7	O	Drill, Twist	5133-00-189-9256	MS 15444-82
8	H	Spanner Wrench, Two Pin 1.875	5120-00-613-7912	GGG-W-665B, Type III, Class I
9	H	Multimeter, Digital AN/USM-486	6625-01-145-2430	FLUKE 8050A-01

SECTION IV. REMARKS

FOR

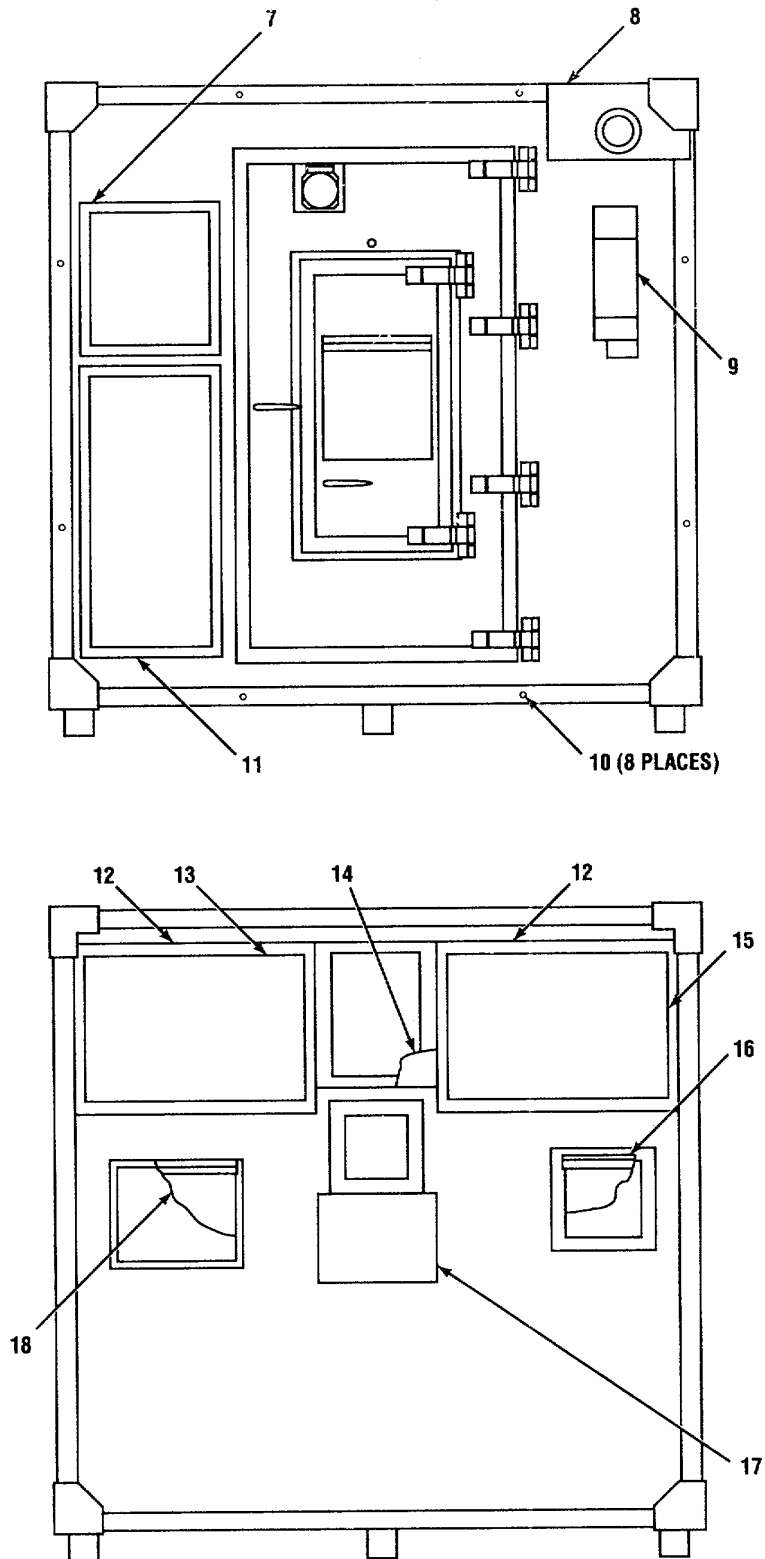
SHELTER, ELECTRICAL EQUIPMENT S-711/TRC-179(V)

REFERENCE CODE	REMARKS
A	Visual inspection.
B	Preventive maintenance. Lubricate hinges and door mechanism.
C	Replacement of lifting and tie down sling assembly components, door latch assembly components, drain plug, overhead lamps, air filters, and padlock. Minor skin repair. Also refer to TB 43-0124 and TM 10-5411-207-14 for shelter repair procedures.
D	Depot facilities.
E	Repair by replacement of air filters and padlock.
F	Replace damaged part.
G	Repair minor skin damage; paint touch up.
H	Unit level replaces sealed beam lamps.
I	Consists of continuity check.
J	Repair/test as part of next higher assembly.
L	Performs overall shelter repair including repair of light set assembly, skin repair, replacement of toggle and door switches, etc. Also refer to TB 43-0124 and TM 10-5411-207-14 for shelter repair procedures.
	13/(14 BLANK)



CE2KD-001

Figure 1. Shelter, Electrical Equipment S-711/TRC-179(V)
(A3023789) (Sheet 1 of 2)

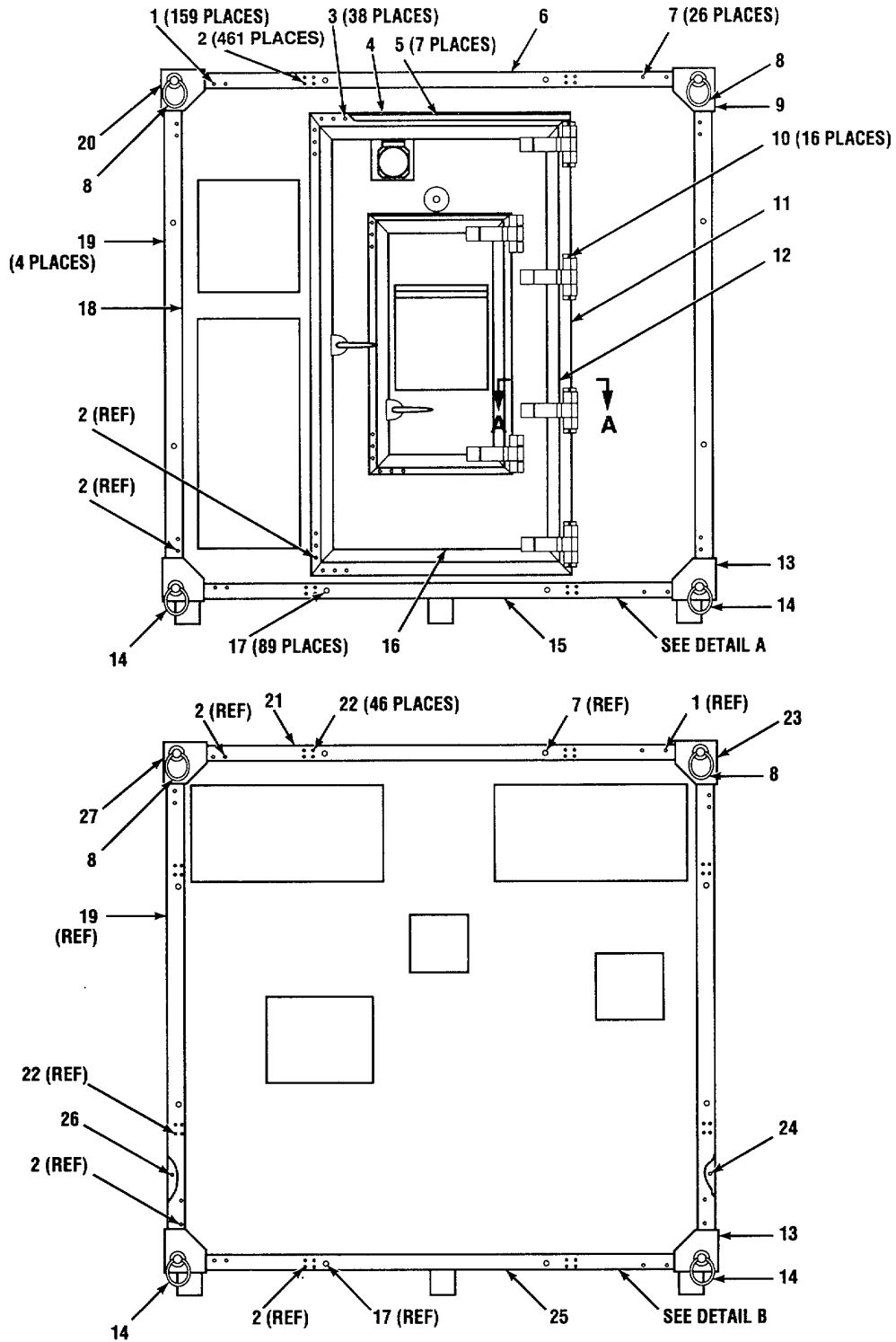


CE2KD-002

Figure 1. Shelter, Electrical Equipment S-711/TRC-179(V)
(A3023789) (Sheet 2 of 2)

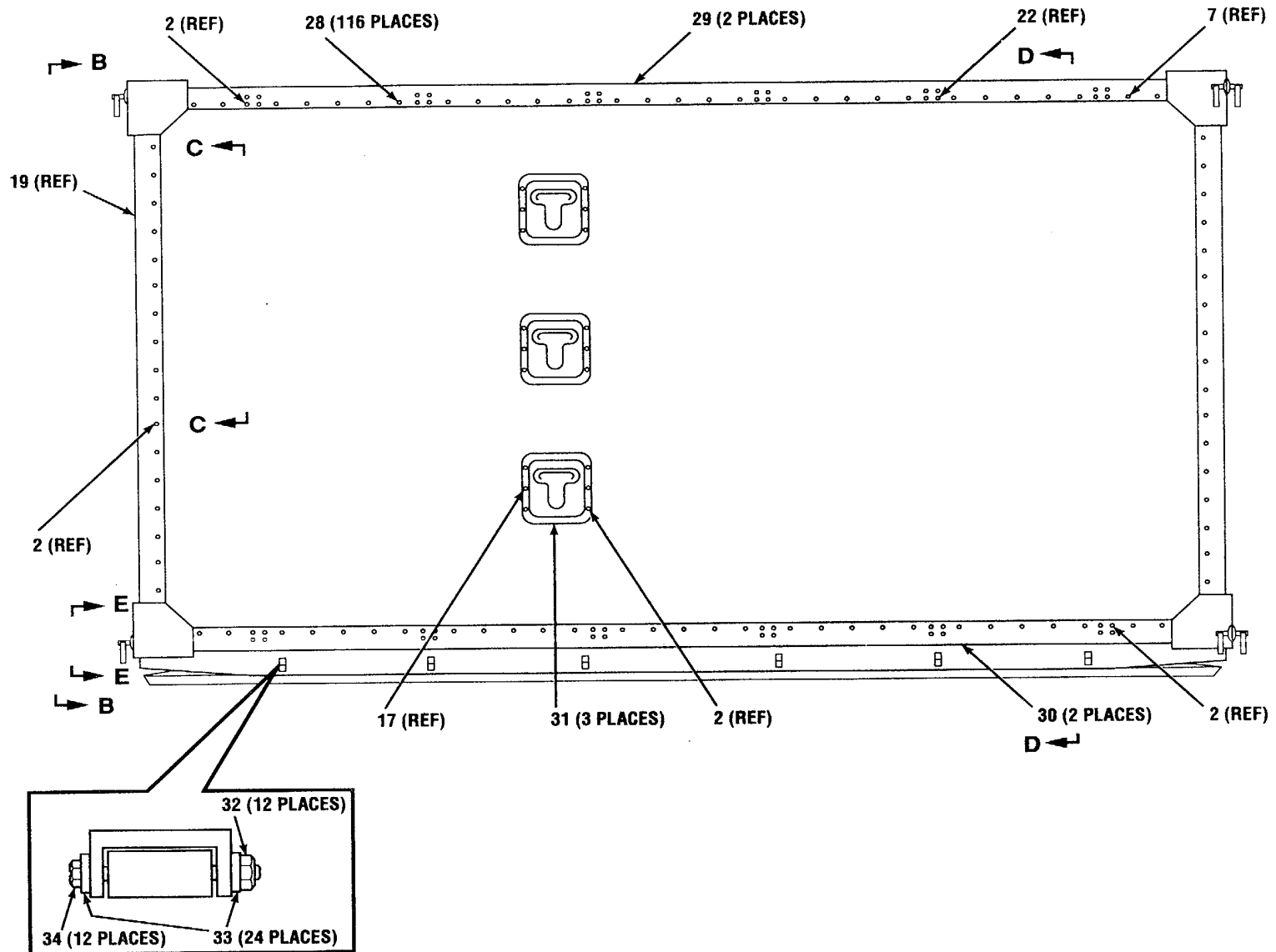
(1) ITEM NO	(2) SMR CODE	(3) CAGEC	(4) PART NUMBER	(5) DESCRIPTION AND USABLE ON CODES (UOC)	(6) QTY
SECTION II					
GROUP 00 SHELTER, ELECTRICAL S-711/TRC-179(V) (A3023789)					
FIG. 1					
1	XBHHH	80063	A3086545	SHELTER, ELECTRICAL (SEE FIG. 2 FOR PARTS BREAKDOWN)	1
2	XBHHH	80063	A3032279	ELECTRICAL INSTALLA (SEE FIG. 32 FOR PARTS BREAKDOWN)	1
3	PAHZZ	81349	M24243/6-A608H	RIVET, BLIND	32
4	XBHHH	80063	A3032276	TABLE ASSEMBLY (SEE FIG. 30 FOR PARTS BREAKDOWN)	1
5	XBHHH	80063	A3032260-1	FRAME AND COVER, HF (SEE FIG. 26 FOR PARTS BREAKDOWN)	1
6	XBHHH	80063	A3032277	DOUBLER AND INSERT (SEE FIG. 35 FOR PARTS BREAKDOWN)	1
7	XBHHH	80063	A3032258	FRAME, SIGNAL ENTRY (SEE FIG. 21 FOR PARTS BREAKDOWN)	1
8	XBHHH	80063	A3032261	FRAME, HF TRANSMITTE (SEE FIG. 23 FOR PARTS BREAKDOWN)	1
9	XBHHH	80063	A3032098	DATA PLATE INSTALLA (SEE FIG. 34 FOR PARTS BREAKDOWN)	1
10	PAHZZ	81349	M24243/7-A606H	RIVET, BLIND	8
11	XBHHH	80063	A3032257	FRAME, POWER ENTRY (SEE FIG. 22 FOR PARTS BREAKDOWN)	1
12	XBHHH	80063	A3032265	FRAME, AIR CONDITION (SEE FIG. 24 FOR PARTS BREAKDOWN)	2
13	XBHHH	80063	A3032274	AIR PLENUM ASSEMBLY (SEE FIG. 33 FOR PARTS BREAKDOWN)	1
14	XBHHH	80063	A3032285	FRAME ASSEMBLY, COVE (SEE FIG. 28 FOR PARTS BREAKDOWN)	1
15	XBHHH	80063	A3032275	AIR PLENUM ASSEMBLY (SEE FIG. 31 FOR PARTS BREAKDOWN)	1
16	XBHHH	80063	A3032260-2	FRAME AND COVER, HF (SEE FIG. 29 FOR PARTS BREAKDOWN)	1
17	XBHHH	80063	A3032266	FRAME, LOUVER (SEE FIG. 27 FOR PARTS BREAKDOWN)	1
18	XBHHH	80063	A3032259	FRAME AND COVER, DC (SEE FIG. 25 FOR PARTS BREAKDOWN)	1

END OF FIGURE



CE2KD-003

Figure 2. Shelter, Electrical Equipment (A3086545) (Sheet 1 of 10)



CE2KD-004

Figure 2. Shelter, Electrical Equipment (A3086545) (Sheet 2 of 10)

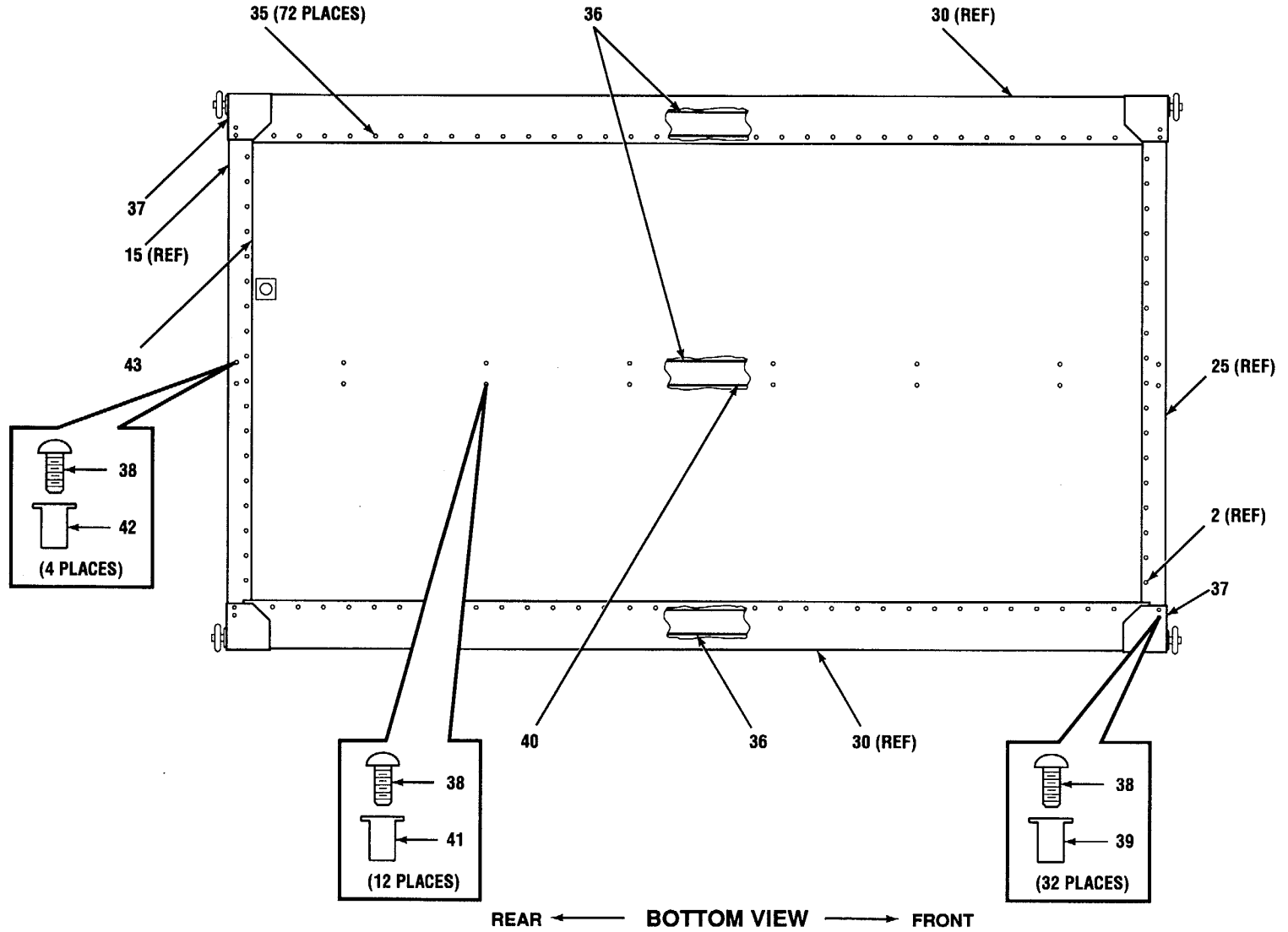
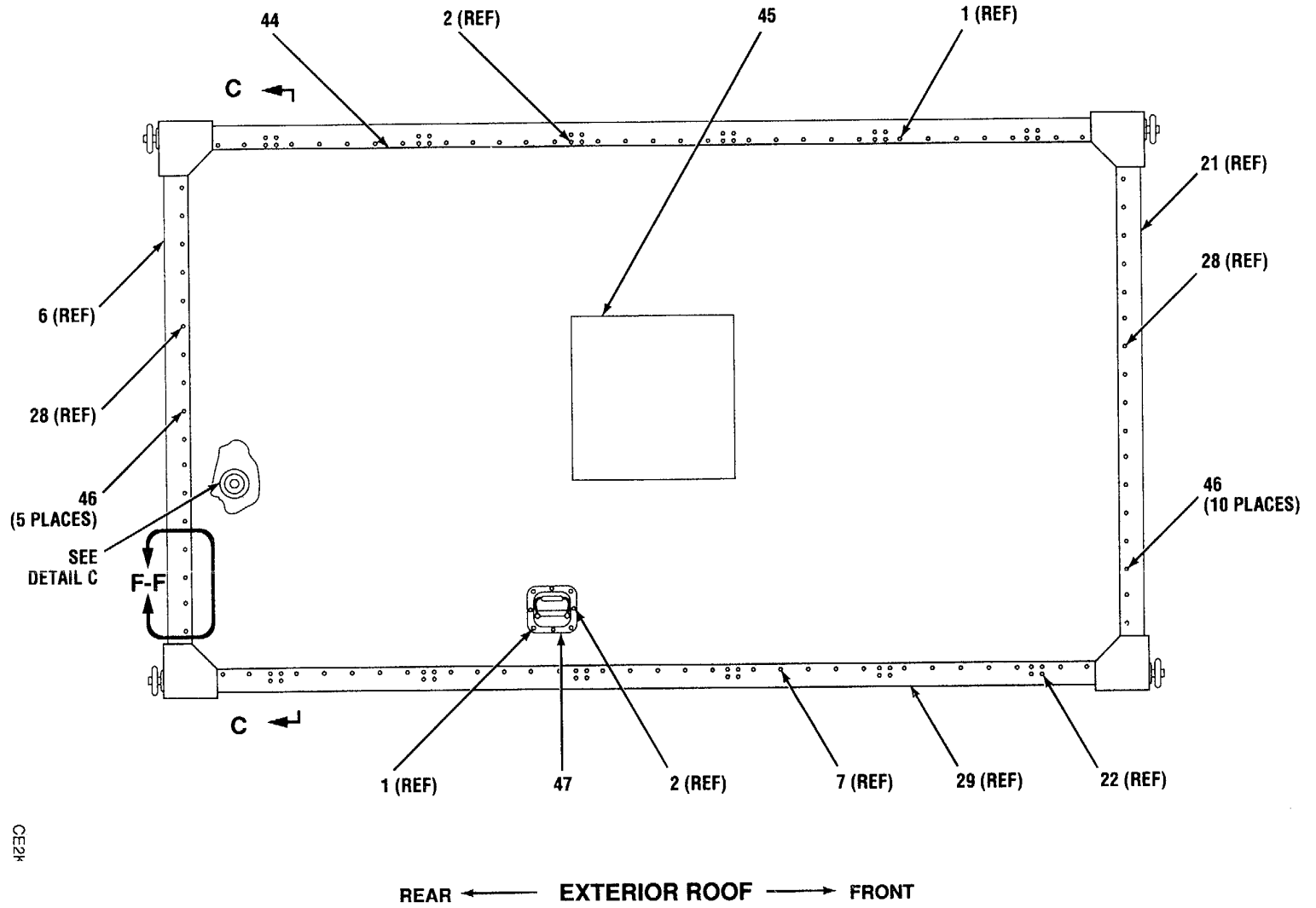


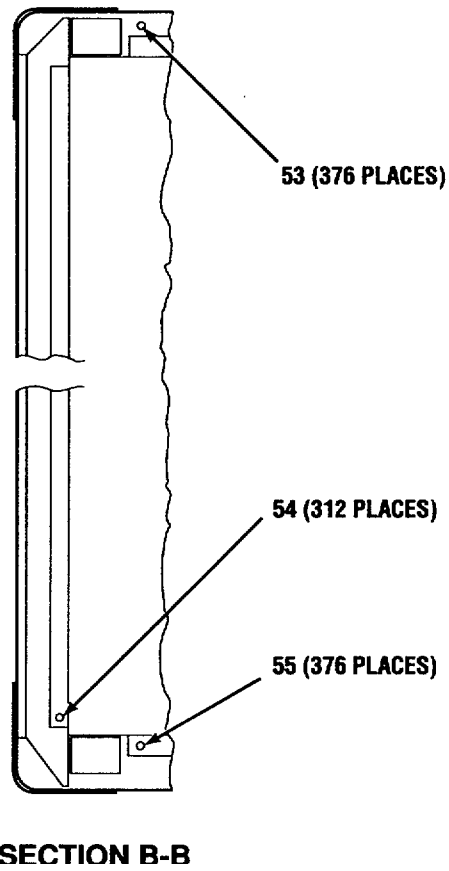
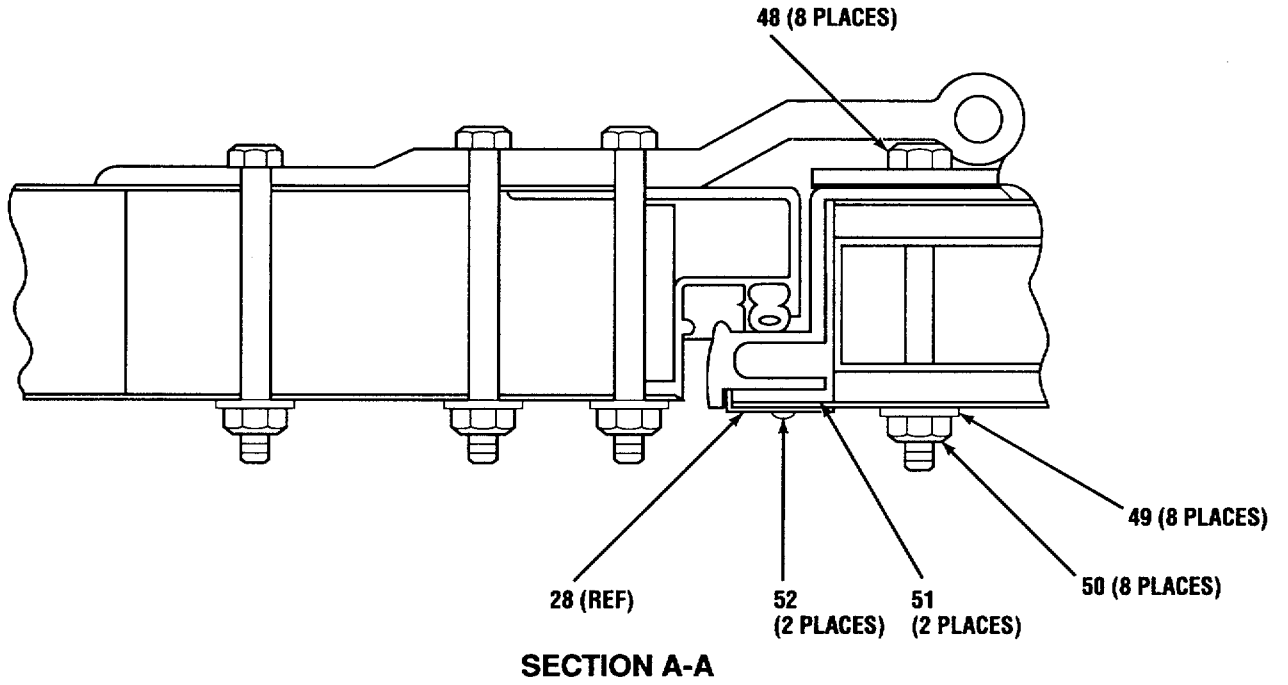
Figure 2. Shelter, Electrical Equipment (A3086545) (Sheet 3 of 10)



CE2K

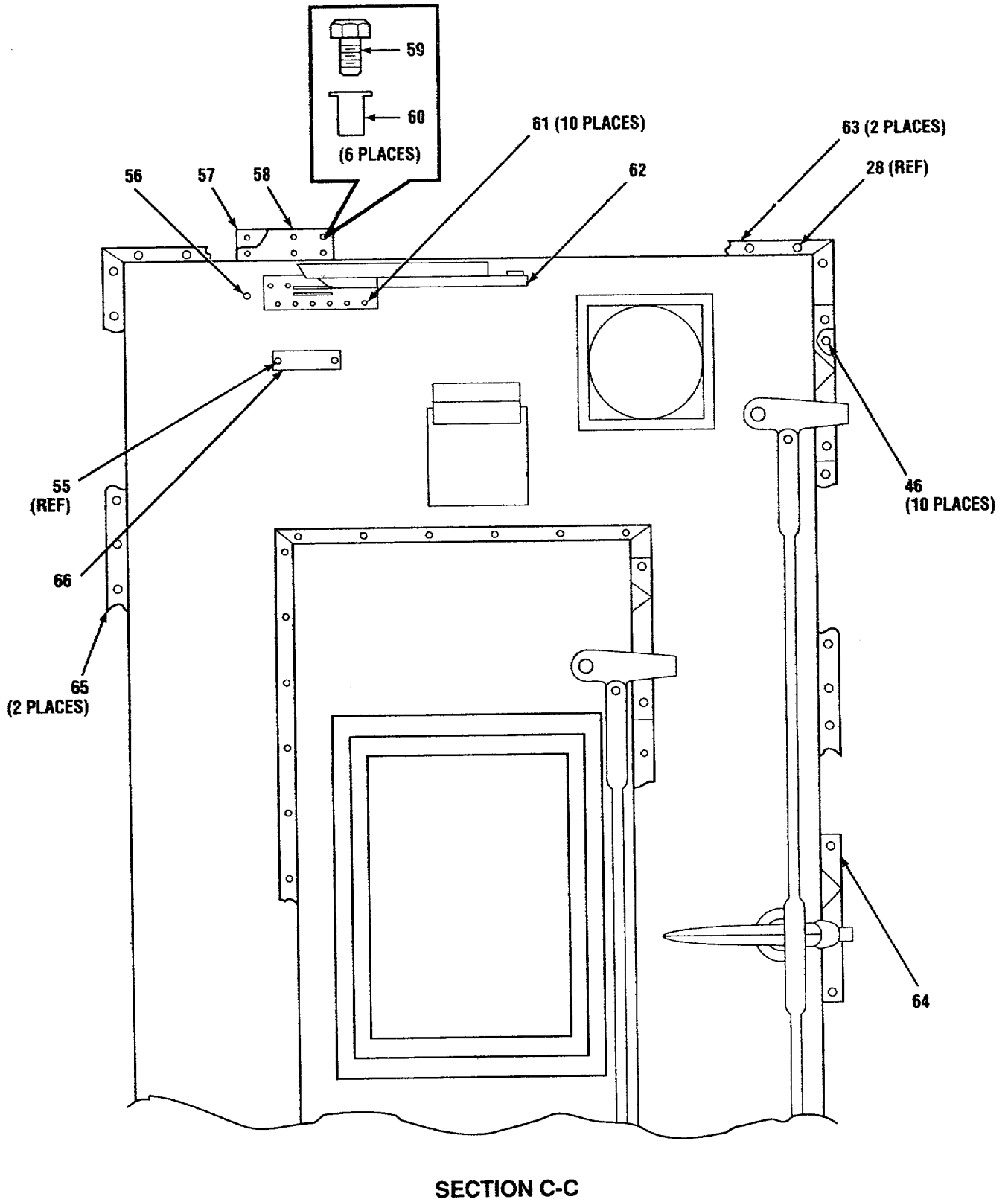
CE2KD-006

Figure 2. Shelter, Electrical Equipment (A3086545) (Sheet 4 of 10)



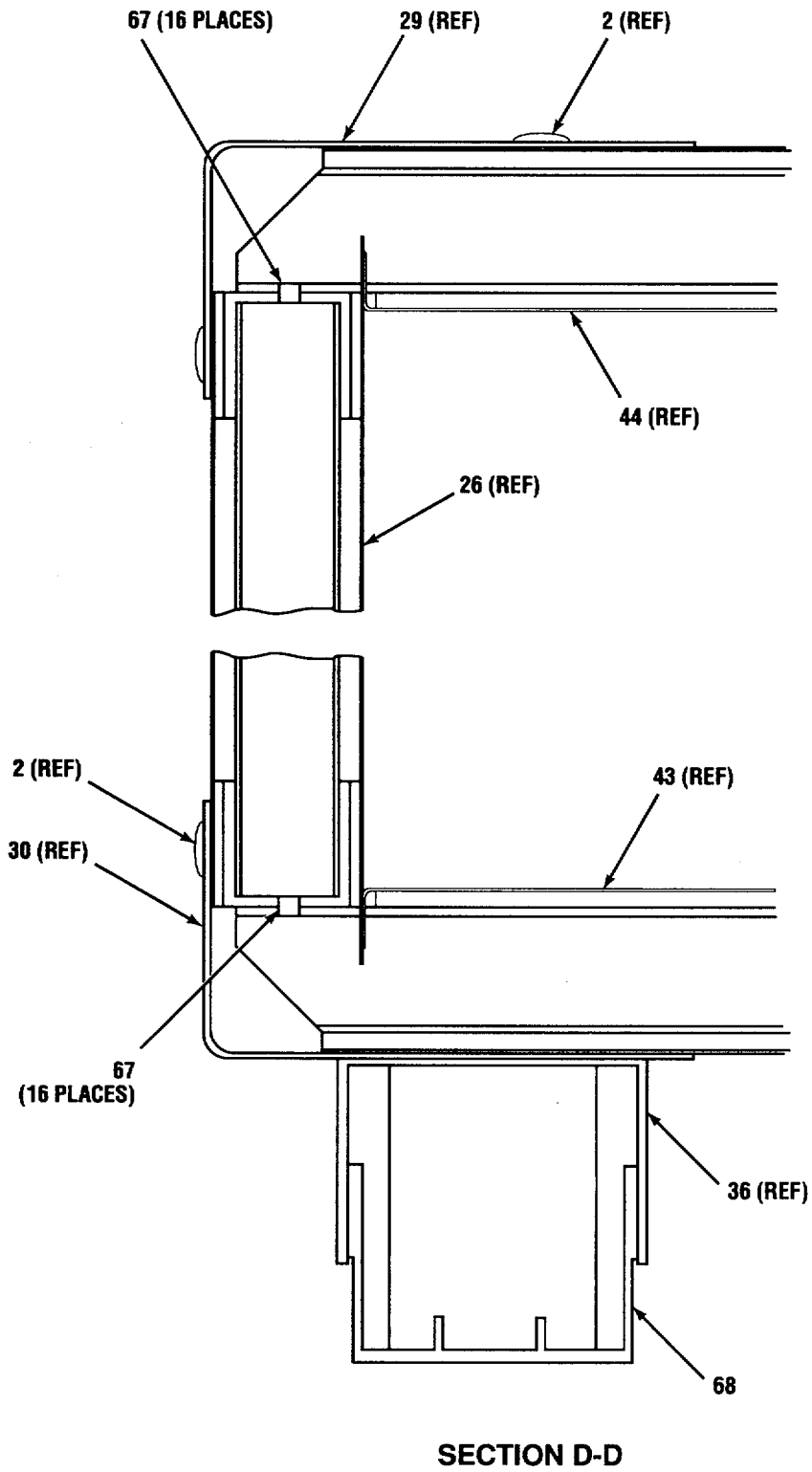
CE2KD-007

Figure 2. Shelter, Electrical Equipment (A3086545) (Sheet 5 of 10)



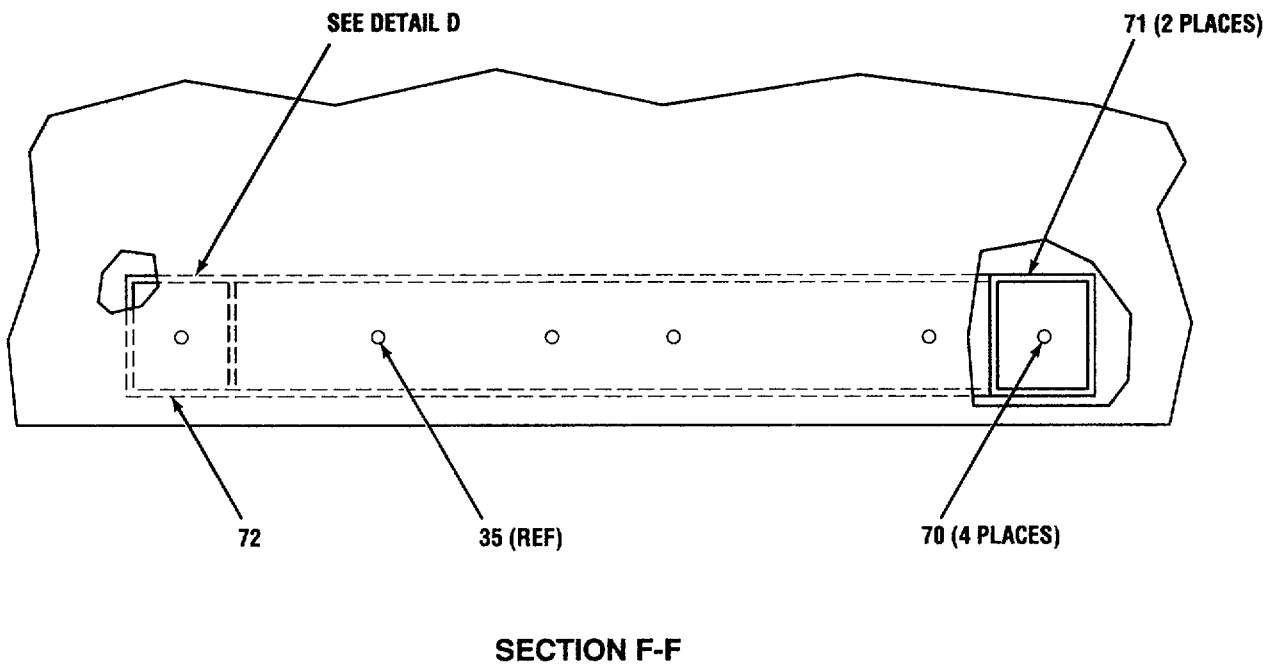
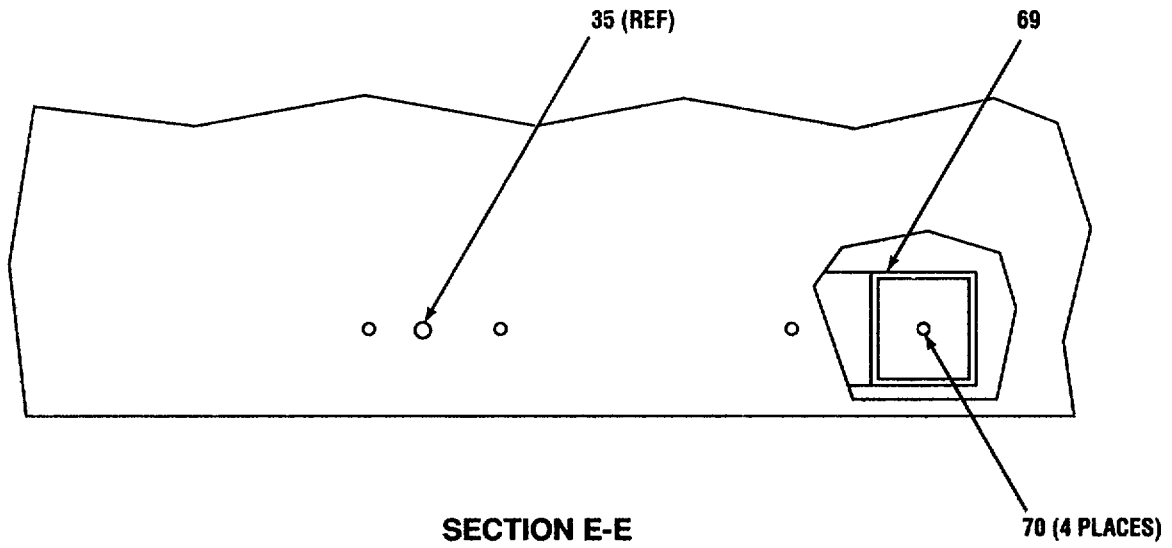
CE2KD-008

Figure 2. Shelter, Electrical Equipment (A3086545) (Sheet 6 of 10)



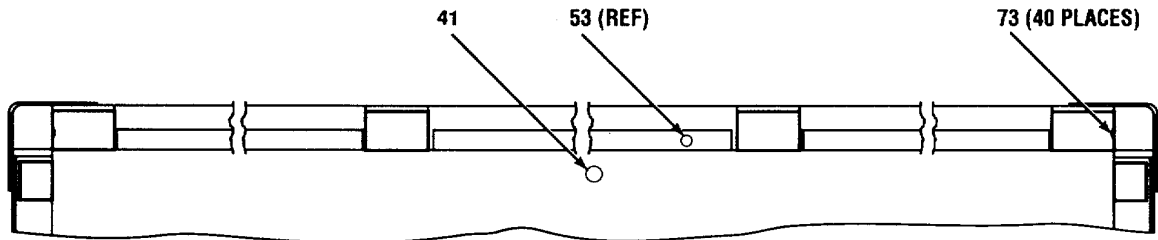
CE2KD-009

Figure 2. Shelter, Electrical Equipment (A3086545) (Sheet 7 of 10)

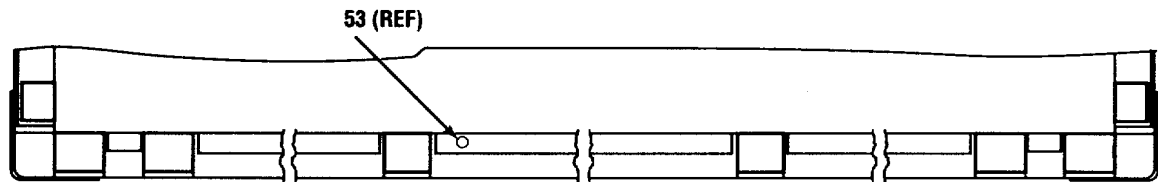


CE2KD-010

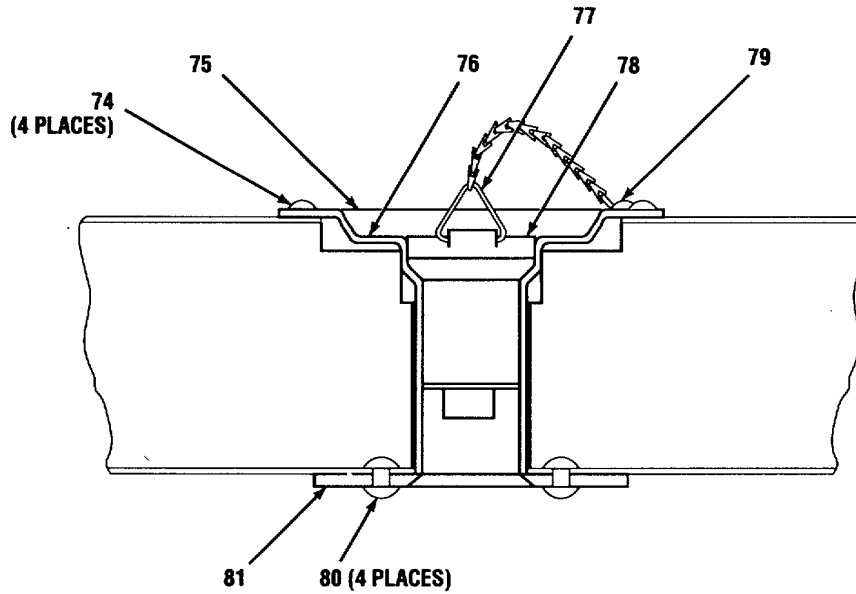
Figure 2. Shelter, Electrical Equipment (A3086545) (Sheet 8 of 10)



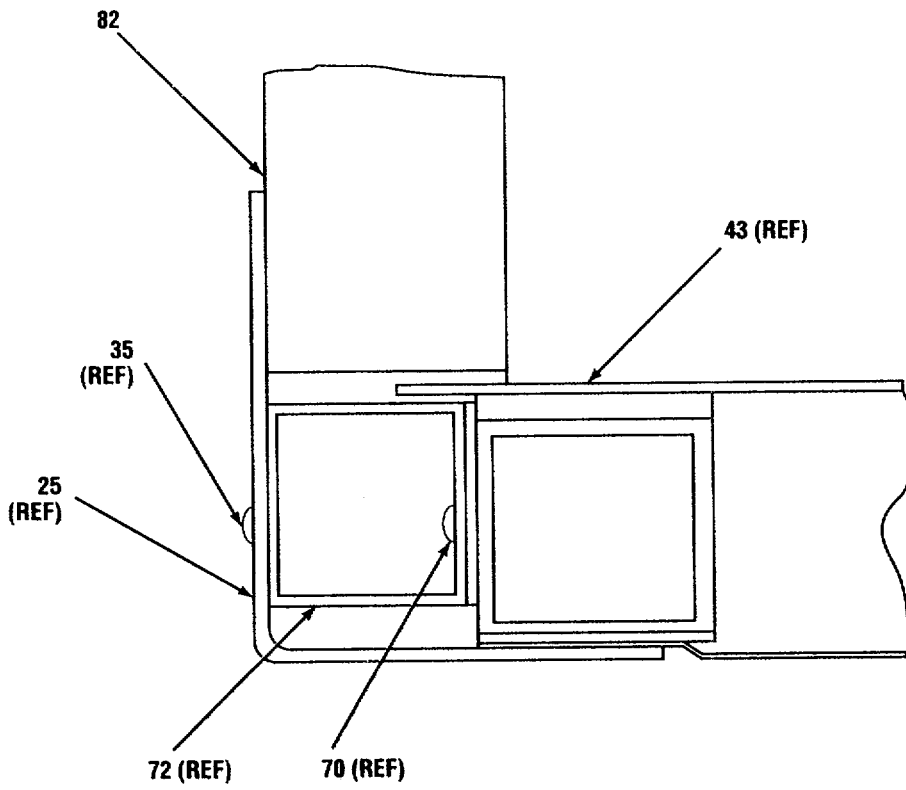
DETAIL A



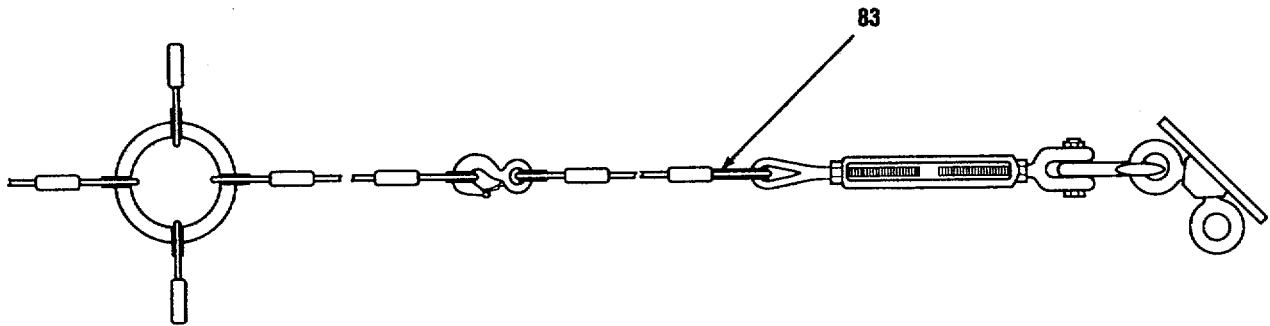
DETAIL B



DETAIL C



DETAIL D



CE2KD-012

Figure 2. Shelter, Electrical Equipment (A3086545) (Sheet 10 of 10)

SECTION II

TM 11-5411-215-14P

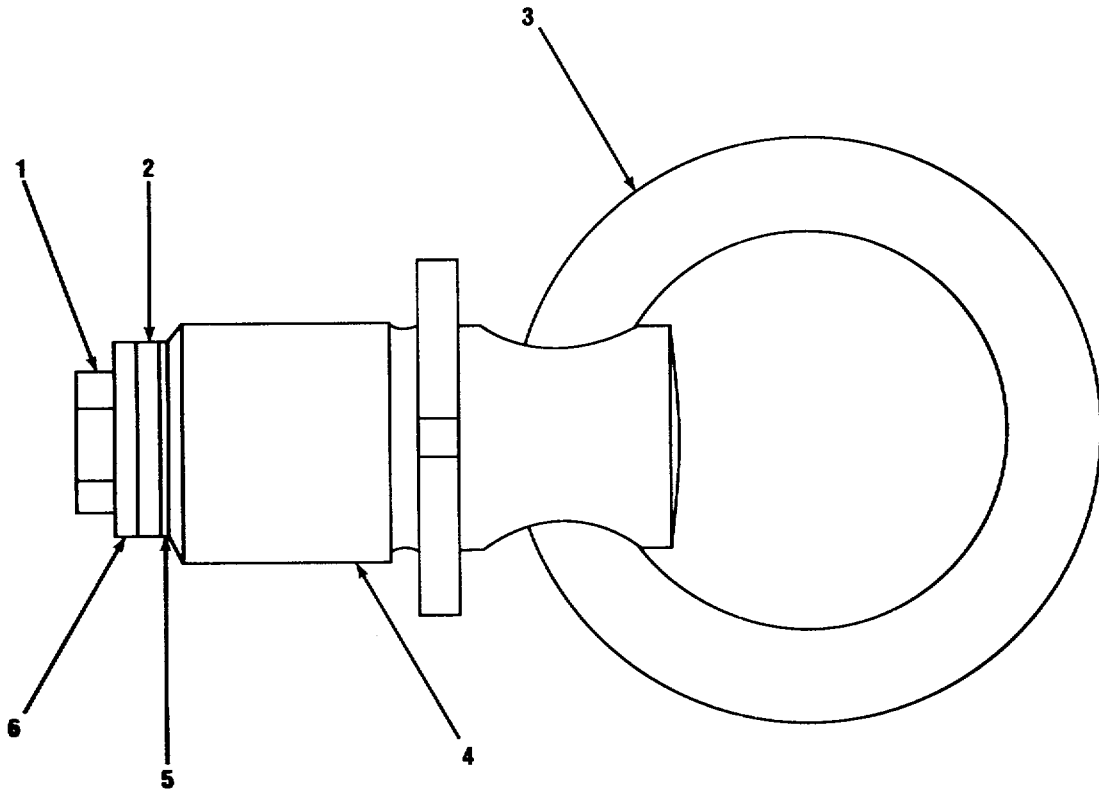
(1) ITEM NO	(2) SMR CODE	(3) CAGEC	(4) PART NUMBER	(5) DESCRIPTION AND USABLE ON CODES (UOC)	(6) QTY
GROUP 01 SHELTER,ELECTRICAL (A3086545)					
FIG. 2					
1	PAHZZ	18876	10640709-1	RIVET, BLIND	159
2	PAHZZ	81349	M24243/6-A608H	RIVET, BLIND	461
3	PAHZZ	81349	M24243/7-A402H	RIVET, BLIND	38
4	XBHZZ	80063	SM-B-947164	DRIP MOULDING, SHEL	1
5	PAHZZ	81349	M24243/6-A405H	RIVET, BLIND	7
6	XBHZZ	80063	SM-D-947138-1	CORNER CLOSURE, REAR	1
7	PAHZZ	81349	M24243/7-A602H	RIVET, BLIND	26
8	XBHHH	80063	SM-C-947176	LIFTING & TIEDOWN EYE (SEE FIG. 16 FOR PARTS BREAKDOWN)	4
9	XBHZZ	80063	SM-D-947140-GRII	CORNER, LIFTING EYE.....	1
10	XBHZZ	80063	A3032289-1	RIVET, BLIND OPEN EN.....	16
11	XBHZZ	80063	A3086944	DOOR JAMB, MAIN	1
12	PAHZZ	80063	SM-B-947158-2	TAPE, RFI	1
13	XBHZZ	80063	SM-D-947140-GRIV	CORNER, LIFTING EYE.....	2
14	XBHHH	80063	SM-C-947147	TIE DOWN ASSEMBLY (SEE FIG. 3 FOR PARTS BREAKDOWN)	4
15	XBHZZ	80063	SM-D-947138-2	CORNER CLOSURE, REAR	1
16	XBHHH	80063	A3032246	DOOR ASSEMBLY (SEE FIG. 4 FOR PARTS BREAKDOWN)	1
17	PAHZZ	81349	M24243/6-A604H	RIVET, BLIND	89
18	XBHZZ	80063	A3032250	CUTOUT, REAR PANEL	1
19	XBHZZ	80063	SM-D-947139	CORNER CLOSURE, SIDE.....	4
20	XBHZZ	80063	SM-D-947140-GRI	CORNER, LIFTING EYE.....	1
21	XBHZZ	80063	SM-D-947137-1	CORNER CLOSURE, FRON	1
22	PAHZZ	81349	M24243/5-E608	RIVET, BLIND	46
23	XBHZZ	80063	A3032305-2	CORNER, LIFTING EYE.....	1
24	XBHZZ	80063	SM-D-947085	PANEL ASSEMBLY, SIDE.....	1
25	XBHZZ	80063	SM-D-947137-2	CORNER CLOSURE, FRON	1
26	XBHZZ	80063	A3032251	CUTOUT, CURBSIDE PAN	1
27	XBHZZ	80063	A3032305-1	CORNER, LIFTING EYE.....	1
28	PAHZZ	81349	M24243/6-A606H	RIVET, BLIND	116
29	XBHZZ	80063	SM-D-947135	LONGITUDINAL, TOP	2
30	XBHZZ	80063	SM-D-947136	LONGITUDINAL, BOTTOM	2
31	PAHZZ	80063	SM-D-555567	COVER, ACCESS.....	3
32	PAHZZ	96906	MS16208-68	BOLT, MACHINE	12
33	PAHZZ	96906	MS15795-815	WASHER, FLAT.....	24
34	PAHZZ	96906	MS51922-72	NUT, SELF-LOCKING, HE	12
35	PAHZZ	81349	M24243/7-A604H	RIVET, BLIND	72
36	XBHZZ	80063	SM-D-947235	MOUNTING BRACKET, SK.....	3
37	XBHZZ	80063	SM-D-947140GRIII	CORNER, LIFTING EYE.....	2
38	PAHZZ	80063	A3025726	SCREW, CAP, BUTTON HE	48
39	PAHZZ	80063	SC-D-681080-59	NUT, BLIND RIVET.....	32
40	XBHHH	80063	A3032400-2	SKID ASSEMBLY (SEE FIG. 20 FOR PARTS BREAKDOWN)	1
41	XBHZZ	80063	SC-D-681076-57	NUT, BLIND RIVET.....	13
42	XBHZZ	80063	SC-D-681076-49	NUT, BLIND RIVET.....	4

SECTION II

TM 11-5411-215-14P

(1) ITEM NO	(2) SMR CODE	(3) CAGEC	(4) PART NUMBER	(5) DESCRIPTION AND USABLE ON CODES (UOC)	(6) QTY
43	XBHZZ	80063	SM-D-947084	PANEL ASSEMBLY, FLOO	1
44	XBHZZ	80063	SM-C-947222	CUTOUT, ROOF PANEL	1
45	XBHZZ	80063	SM-B--947215	PLATE, SLING DROP.....	1
46	PAHZZ	81349	M24243/7-A606H	RIVET, BLIND	25
47	XBHHH	80063	SM-C-165382	HAND HOLD ASSEMBLY (SEE FIG. 15..... FOR PARTS BREAKDOWN)	1
48	PAHZZ	88044	AN5C-25A	BOLT, MACHINE	8
49	PAHZZ	88044	AN960-C516L	WASHER, FLAT.....	8
50	PAHZZ	96906	MS21042-5	NUT, SELF-LOCKING, EX.....	8
51	XBHZZ	80063	SM-C-947129-9	BARRIER, FIBERGLASS.....	2
52	XBHZZ	80063	SM-C-947129-10	BARRIER, FIBERGLASS.....	2
53	PAHZZ	81349	M24243/6-A401H	RIVET, BLIND	376
54	PAHZZ	81349	M24243/6-A404H	RIVET, BLIND	312
55	PAHZZ	81349	M24243/6-A402H	RIVET, BLIND	376
56	PAHZZ	96906	MS35495-53	SCREW, WOOD	1
57	XBHZZ	80063	SC-C-200135	BRACKET, ANGLE	1
58	XBHZZ	80063	SM-B-947231	SHIM	1
59	PAHZZ	88044	AN101011	BOLT, MACHINE.	6
60	PAHZZ	96906	MS35914-150	INSERTSCREW THREAD.....	6
61	PAHZZ	96906	MS24617-54	SCREW, TAPPING, THREA.....	10
62	XBHHH	80063	SC-D-595548	BRACE ASSY, DOOR (SEE FIG. 17 FOR..... PARTS BREAKDOWN)	1
63	XBHZZ	80063	SM-B-947163-2	ANGLE, CLOSURE.....	2
64	XBHHH	80063	A3032346	KEEPER, INSTALLATION (SEE FIG. 19..... FOR PARTS BREAKDOWN)	1
65	XBHZZ	80063	SM-B-947163-1	ANGLE, CLOSURE.....	2
66	XBHZZ	80063	SM-C-564811	PLATE, INSTRUCTION	1
67	PAHZZ	80063	A3086545-2	RIVET, BLIND	32
68	XBHHH	80063	A3032400-1	SKID ASSEMBLY (SEE FIG. 14 FOR..... PARTS BREAKDOWN)	1
69	XBHZZ	80063	SM-C-947134-1	TUBE, REINFORCING RE	1
70	XBHZZ	80063	A3032289-4	RIVET, BLIND OPEN ENN	8
71	XBHZZ	80063	SM-C-947133	TUBE, REINFORCING FR.....	2
72	XBHZZ	80063	SM-C-947134-2	TUBE, REINFORCING RE	1
73	PAHZZ	80063	A3086545-1	RIVET, BLIND	40
74	XBHZZ	80063	SM-D-947154-2	RIVET, BLIND	4
75	XBHZZ	80063	SM-D-947154	DRAIN, INSTALLATION	1
76	XBHZZ	80063	SM-D-947156	PANN	1
77	PCOZZ	80063	SM-D-947154-4	PLUG WITH CHAIN	1
78	XBHZZ	80063	SM-D-947157	TUBE.....	1
79	XBHZZ	80063	SM-D-947154-3	RIVET, BLIND	1
80	XBHZZ	80063	SM-D-947154-1	RIVET, BLIND	4
81	XBHZZ	80063	SM-D-947155	PLATE	1
82	XBHZZ	80063	A3032249	CUTOUT, FRONT PANEL	1
83	XBHHH	80063	A3086547	HOLD DOWN ASSEMBLY (SEE FIG. 18..... FOR PARTS BREAKDOWN)	1

END OF FIGURE



CE2KD-013

Figure 3. Tow Eye Assembly (SM-C-947147)

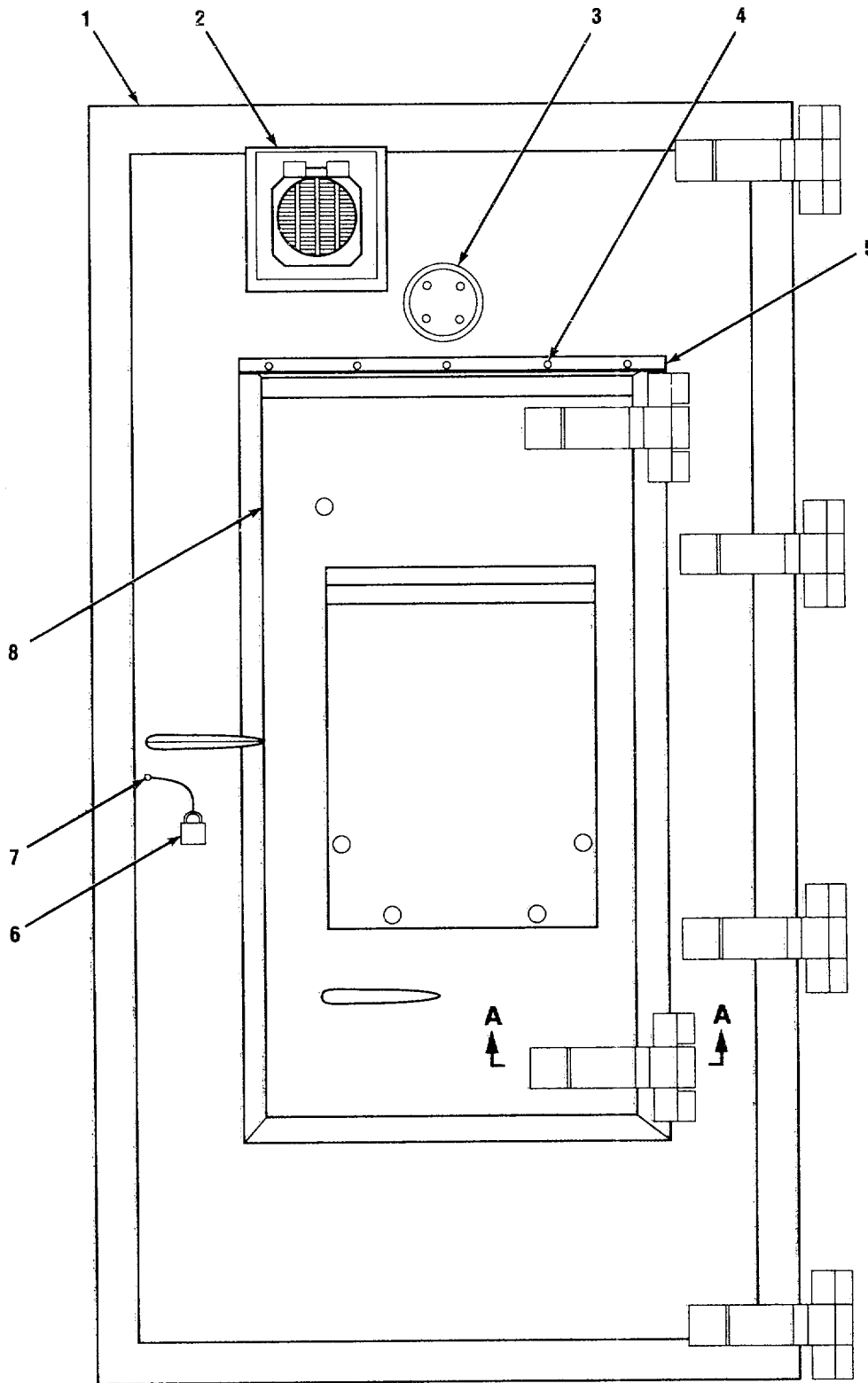
(1) ITEM NO	(2) SMR CODE	(3) CAGEC	(4) PART NUMBER	(5) DESCRIPTION AND USABLE ON CODES (UOC)	(6) QTY
-------------------	--------------------	--------------	-----------------------	--	------------

GROUP 0101 TOW EYE ASSEMBLY
(SM-C-947147)

FIG. 3

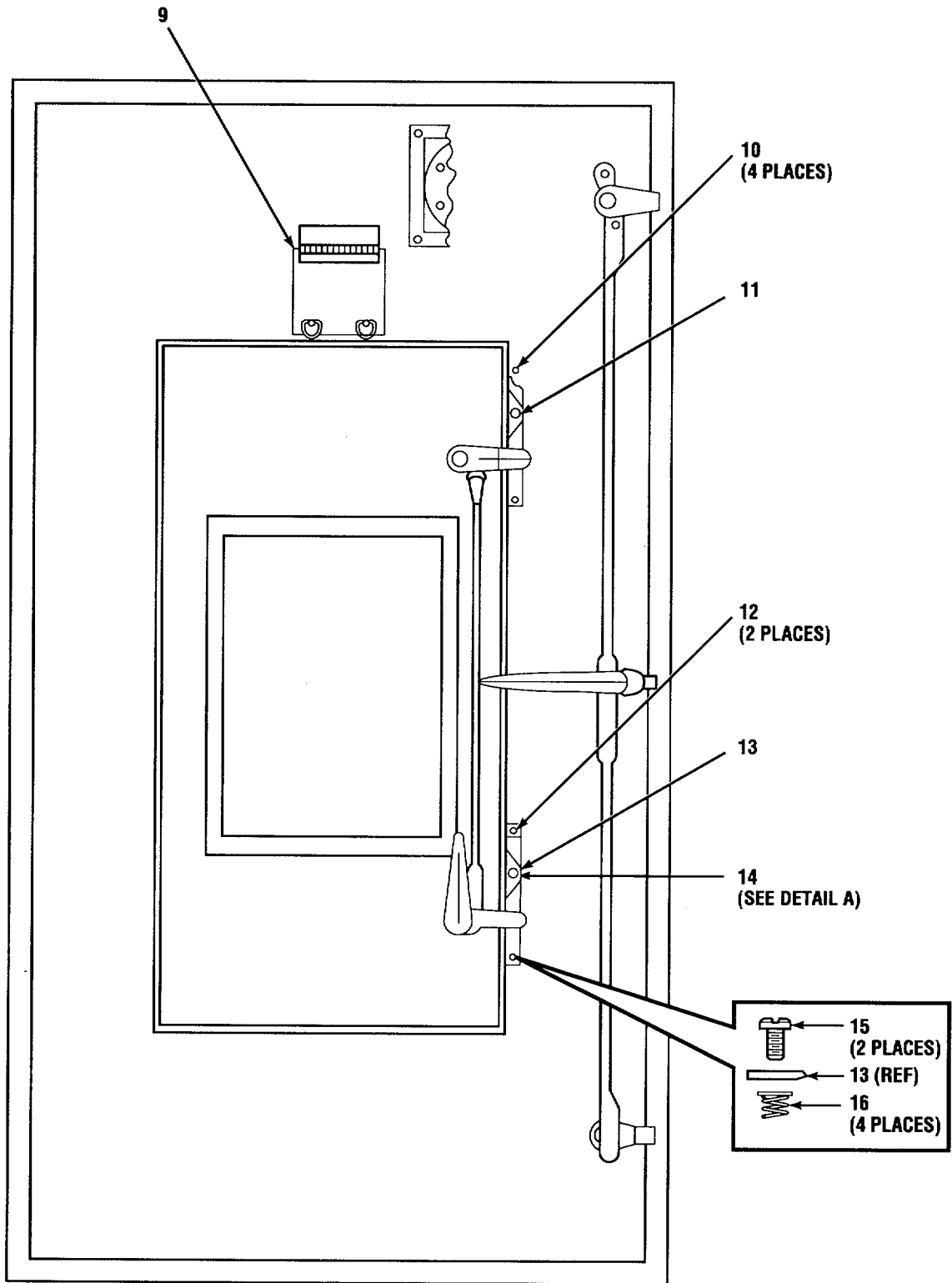
1	PAHZZ	80063	SM-B-947152	BOLT, EXTERNALLY REL	1
2	PAHZZ	80063	SM-B-947151	SPACER, RING.....	1
3	XBHZZ	80063	SM-C-947148	RING AND STUD ASSEM	1
4	PAHZZ	80063	SM-B-947149	COLLAR, RING, THREADE.....	1
5	PAHZZ	80063	SM-B-947150	RING, RETAINING.....	1
6	PAHZZ	80063	SM-B-947234	WASHER, FLAT.....	1

END OF FIGURE



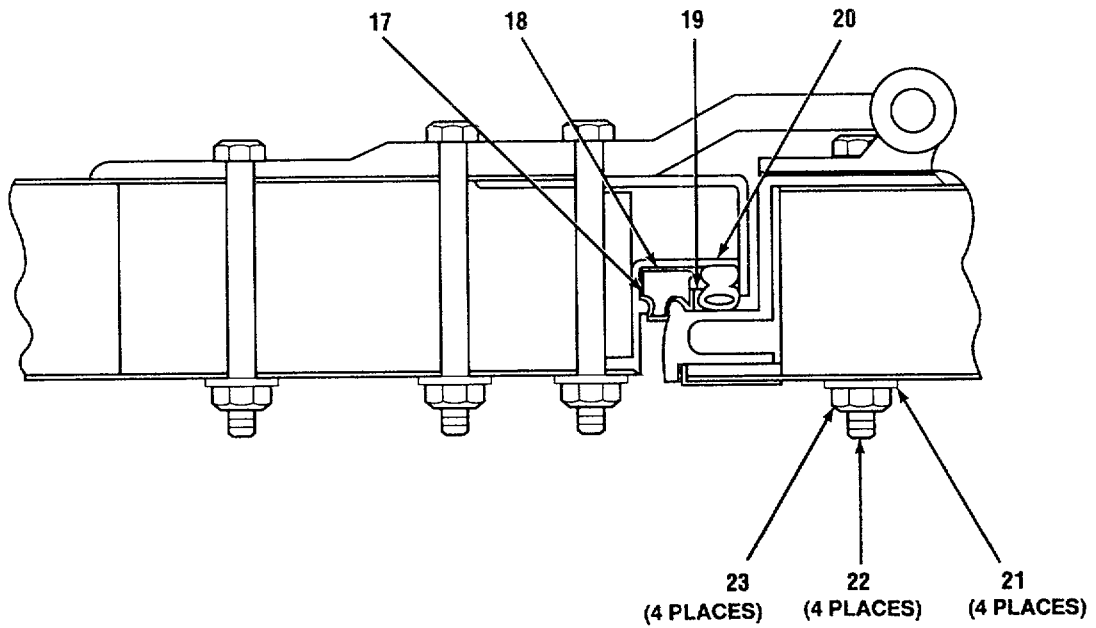
CE2KD-014

Figure 4. Door Assembly (A3032246) (Sheet 1 of 3)

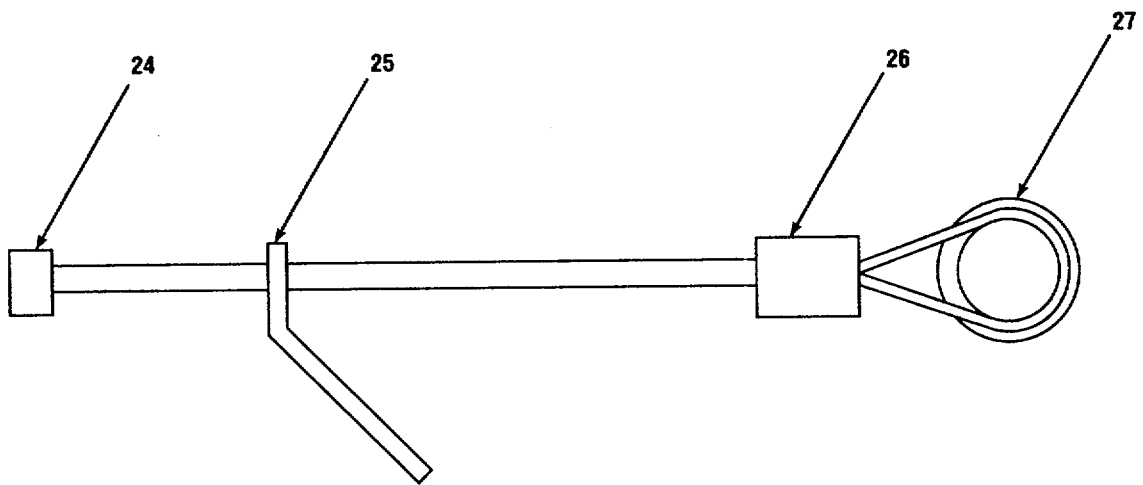


CE2KD-015

Figure 4. Door Assembly (A3032246) (Sheet 2 of 3)



SECTION A-A



DETAIL A

Figure 4. Door Assembly (A3032246) (Sheet 3 of 3)

(1) ITEM NO	(2) SMR CODE	(3) CAGEC	(4) PART NUMBER	(5) DESCRIPTION AND USABLE ON CODES (UOC)	(6) QTY
GROUP 0102 DOOR ASSEMBLY (A3032246)					
FIG. 4					
1	XBHHH	80063	A3032203	DOOR ASSEMBLY, MAIN (SEE FIG. 5 FOR PARTS BREAKDOWN)	1
2	XBHHH	80063	A3032368	VALVE, PRESSURE REL (SEE FIG. 12 FOR PARTS BREAKDOWN)	1
3	XBHHH	80063	A3086876	PEEPSIGHT INSTL (SEE FIG. 11 FOR PARTS BREAKDOWN)	1
4	PAHZZ	81349	M24243/6-A405H	RIVET, BLIND	5
5	XBHZZ	80063	A3032308	MOULDING, DRIP	1
6	PAOZZ	80063	SC-C-595537	PADLOCK	1
7	PAHZZ	18876	10640709-1	RIVET, BLIND	1
8	XBHHH	80063	A3032205	DOOR ASSEMBLY, AUXIL (SEE FIG. 7 FOR PARTS BREAKDOWN)	1
9	XBHHH	80063	A3032353	COVER ASSEMBLY (SEE FIG. 13 FOR PARTS BREAKDOWN)	1
10	PAHZZ	96906	MS35914-151	INSERT, SCREW THREAD	4
11	XBHZZ	80063	SC-C-200154	KEEPER, SHELTER	1
12	PAHZZ	96906	MS35307-307	SCREW, CAP, HEXAGON H	2
13	XBHZZ	80063	SC-B-781204	KEEPER, TAPPED	1
14	XBOZZ	80063	SC-B-781197	LOCK ASSEMBLY, LATCH	1
15	PAHZZ	96906	MS35307-308	SCREW, CAP, HEXAGON H	2
16	PAHZZ	96906	MS35338-158	WASHER, LOCK	4
17	PCHZZ	80063	A3032299-1	GASKET, RFI SHIELDIN	1
18	PCHZZ	80063	A3032299-2	GASKET, RFI SHIELDIN	1
19	PCHZZ	80063	A3032380-2	GASKET, SILICONE	1
20	PCHZZ	80063	A3032380-1	GASKET, SILICONE	1
21	PAHZZ	88044	AN960-C516L	WASHER, FLAT	4
22	PAHZZ	88044	AN5C25A	BOLT, MACHINE	4
23	PAHZZ	96906	MS21042-5	NUT, SELF-LOCKING, EX	4
24	XBOZZ	80063	SC-B-781201	SLEEVE, STOP	1
25	XBOZZ	80063	SC-B-781199	TAB	1
26	PAOZZ	96906	MS51844-62	SWAGING SLEEVE, WIRE	1
27	XBOZZ	80063	SC-B-781198	PIN	1

END OF FIGURE

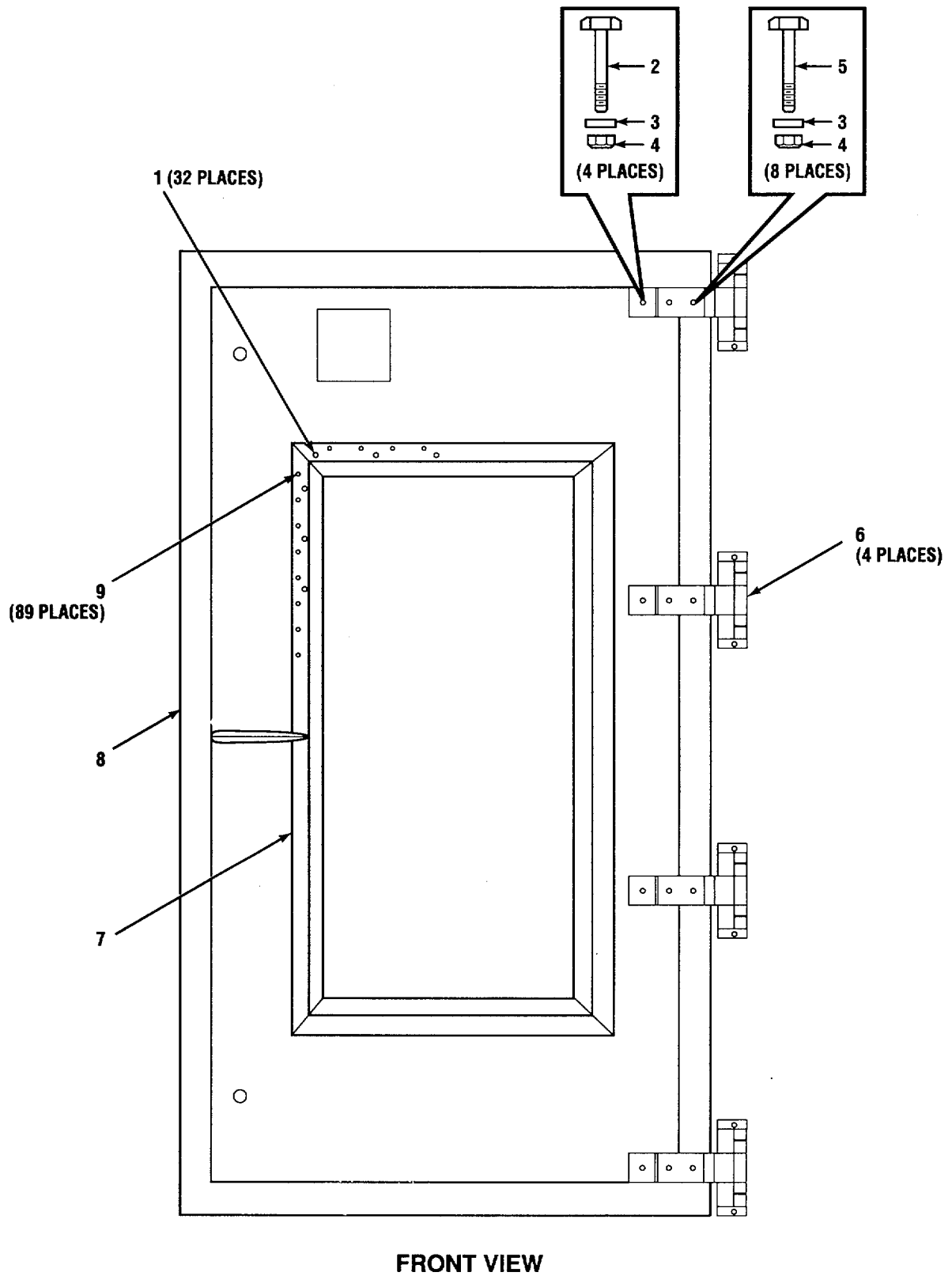
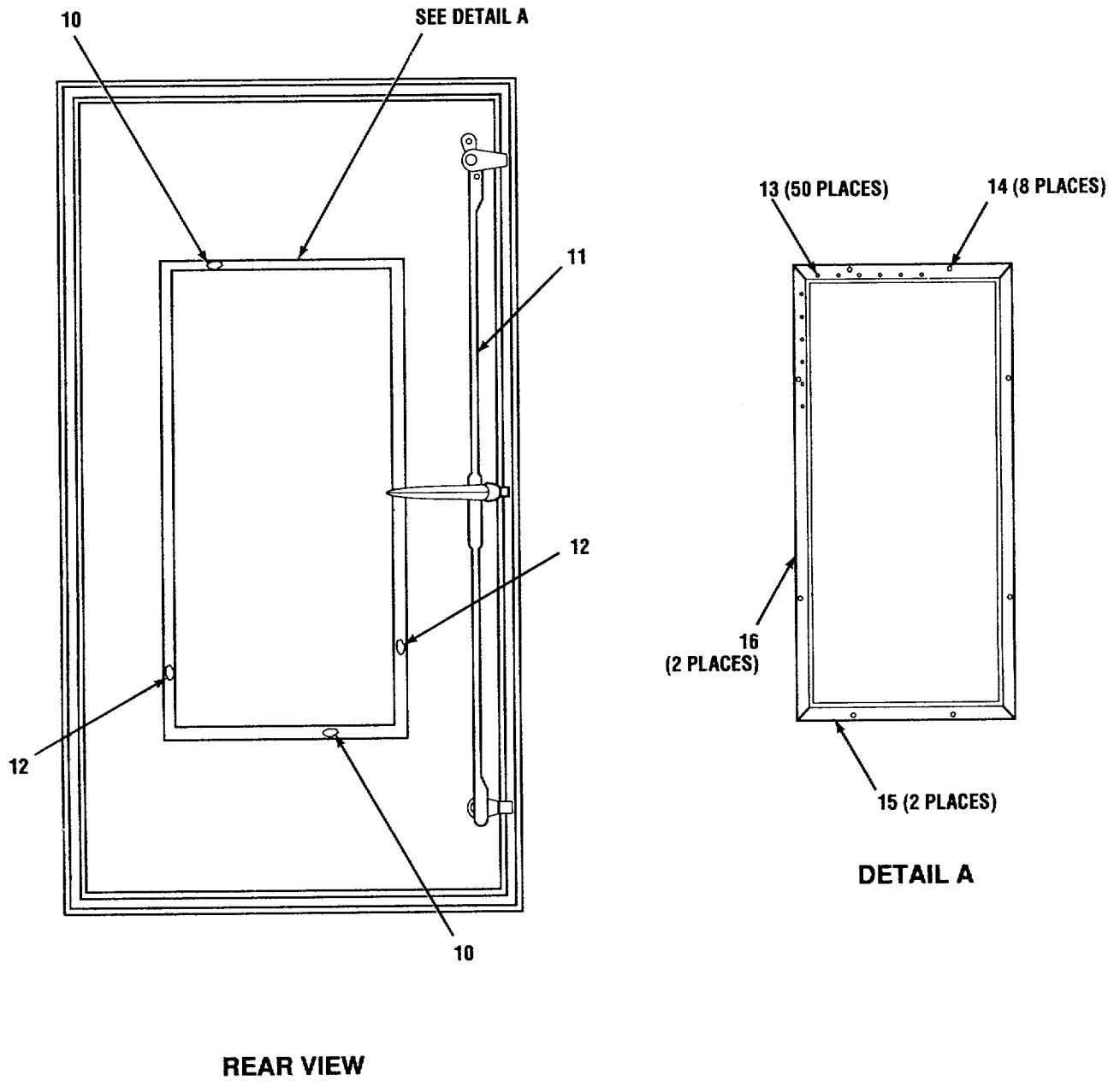


Figure 5. Door Assembly, Main (A3032203) (Sheet 1 of 2)

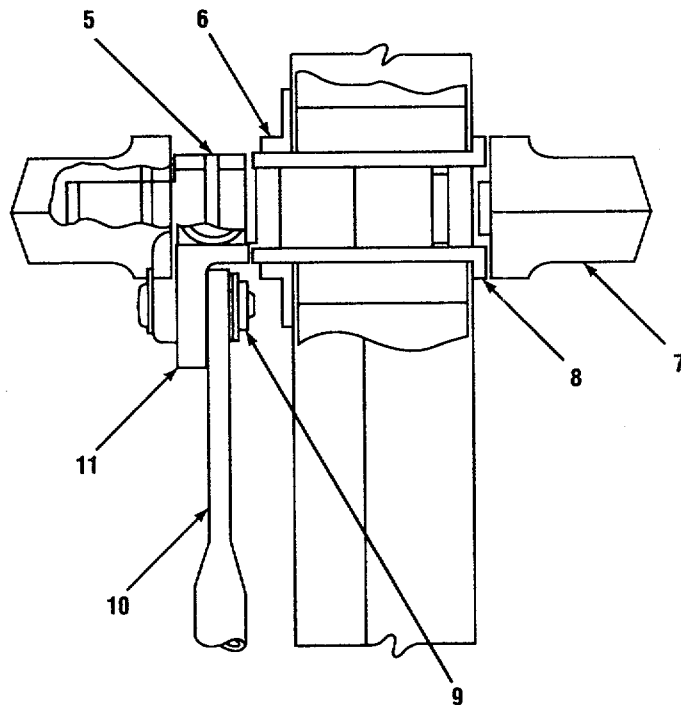
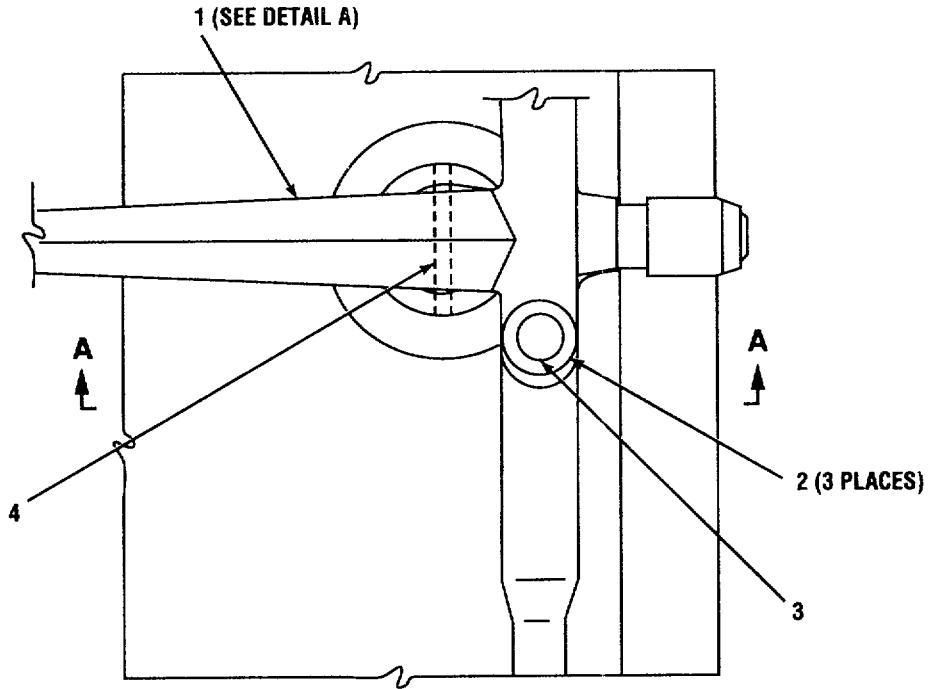


CE2KD-018

Figure 5. Door Assembly, Main (A3032203) (Sheet 2 of 2)

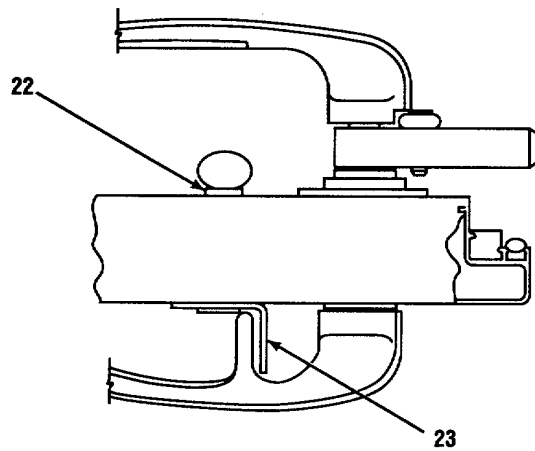
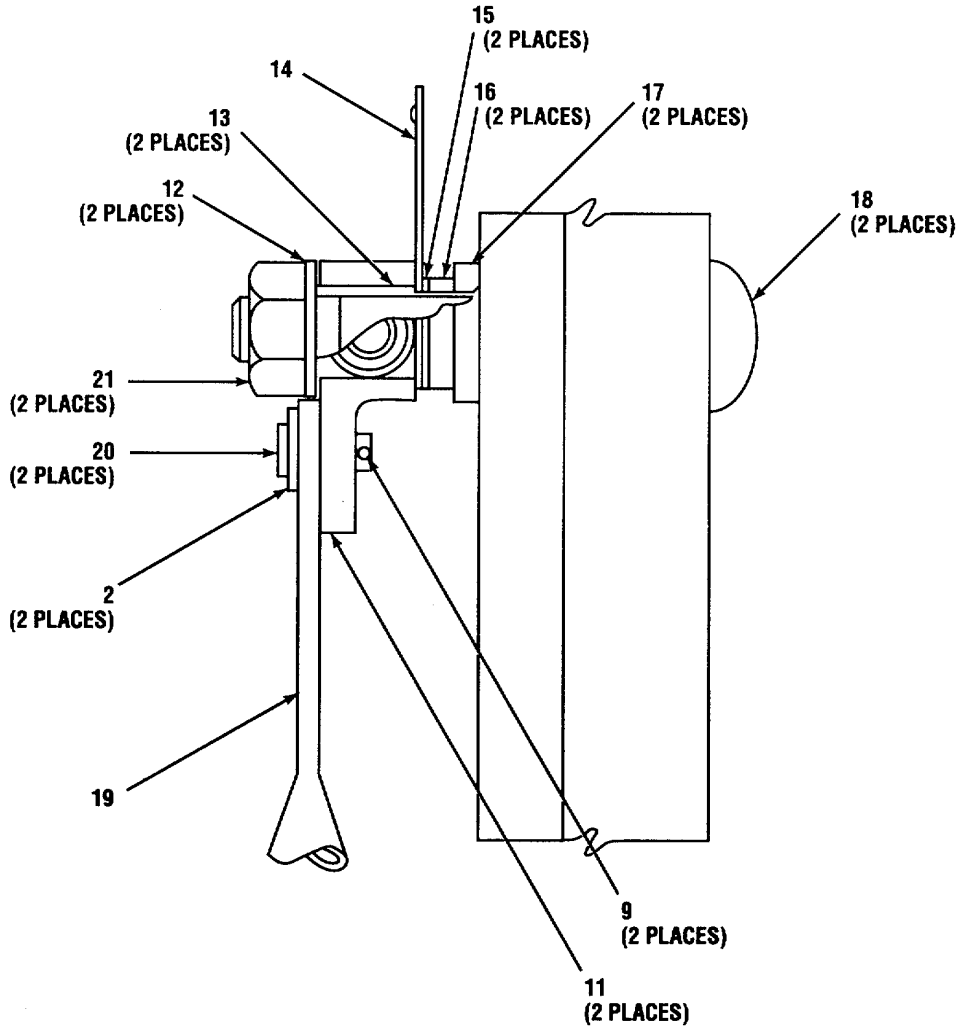
SECTION II					
(1)	(2)	(3)	(4)	(5)	(6)
ITEM NO	SMR CODE	CAGEC	PART NUMBER	DESCRIPTION AND USABLE ON CODES (UOC)	QTY
GROUP 010201 DOOR ASSEMBLY,MAIN (A3032203)					
FIG. 5					
1	PAHZZ	81349	M24243/7-A604H	RIVET, BLIND	32
2	PAHZZ	88044	AN5C-25A	BOLT, MACHINE	4
3	PAHZZ	96906	MS15795-812	WASHER, FLAT	12
4	PAHZZ	96906	MS21042-5	NUT, SELF-LOCKING, EX.....	12
5	PAHZZ	88044	AN5C-26A	BOLT, MACHINE	8
6	XBHZZ	80063	SM-C-317057	HINGE, SPECIAL.....	4
7	XBHZZ	80063	A3032197	DOOR JAMB, AUXILIARY	1
8	XBHZZ	80063	A3032200	CUTOUT, MAIN DOOR	1
9	PAHZZ	81349	M24243/6-A604H	RIVET, BLIND	89
10	XBHZZ	80063	A3032324-5	BARRIER-WOOD	2
11	XBOOO	80063	A3032248-2	ROLLER LATCH INSTAL (SEE FIG. 6 FOR REPAIR PARTS)	1
12	XBHZZ	80063	A3032324-1	BARRIER-WOOD	2
13	PAHZZ	81349	M24243/6-A606H	RIVET, BLIND	50
14	PAHZZ	81349	M24243/7-A606H	RIVET, BLIND	8
15	XBHZZ	80063	A3032323-2	RETAINER, RFI GASKET	2
16	XBHZZ	80063	A3032323-1	RETAINER, RFI GASKET	2

END OF FIGURE



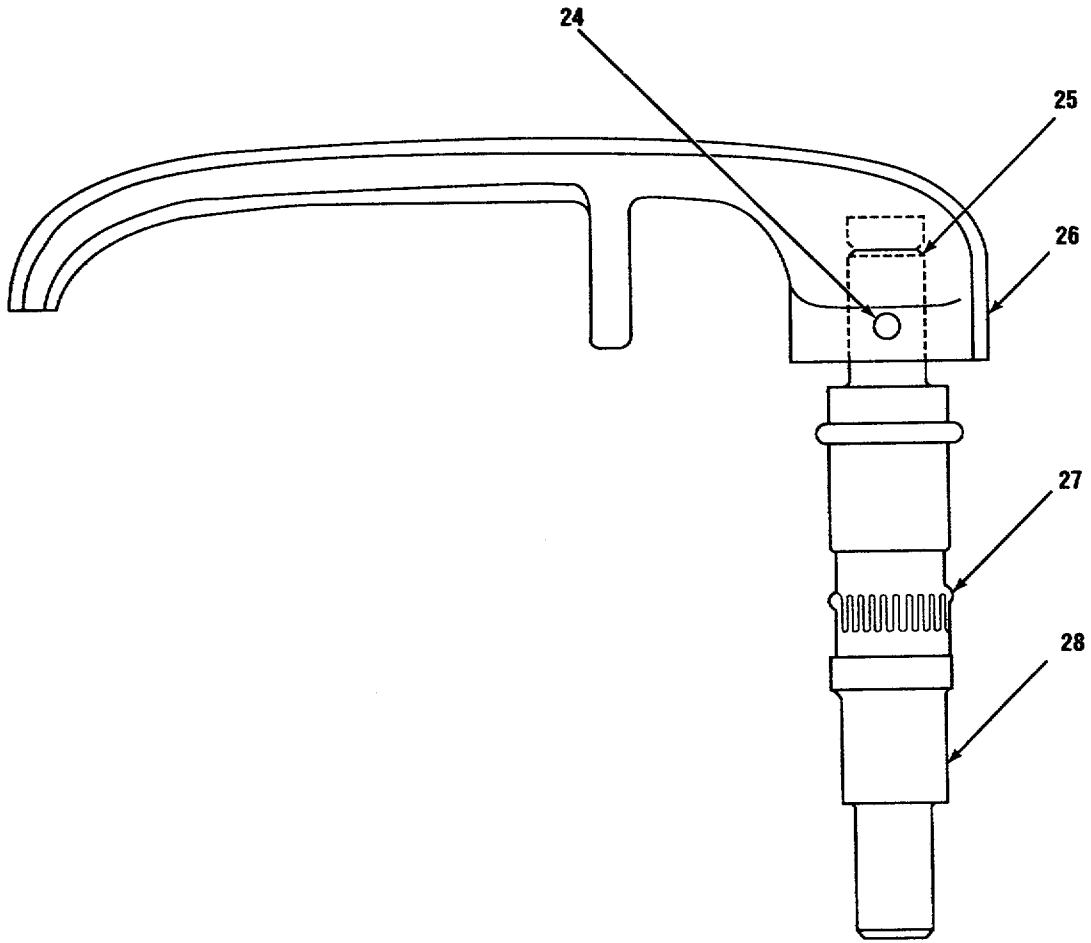
CE2KD-019

Figure 6. Roller Latch Assembly (A3032248-2) (Sheet 1 of 3)



SECTION A-A

Figure 6. Roller Latch Assembly (A3032248-2) (Sheet 2 of 3)

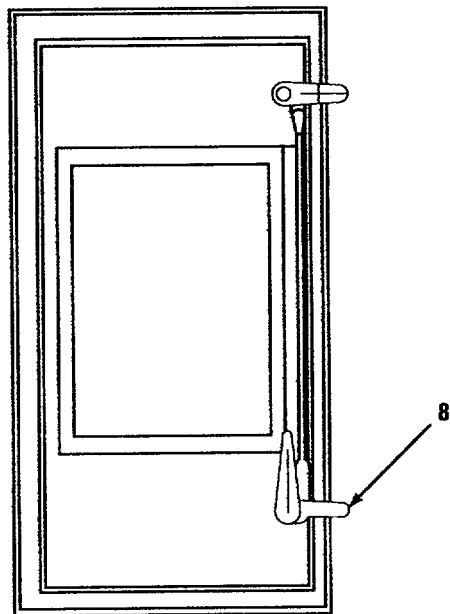
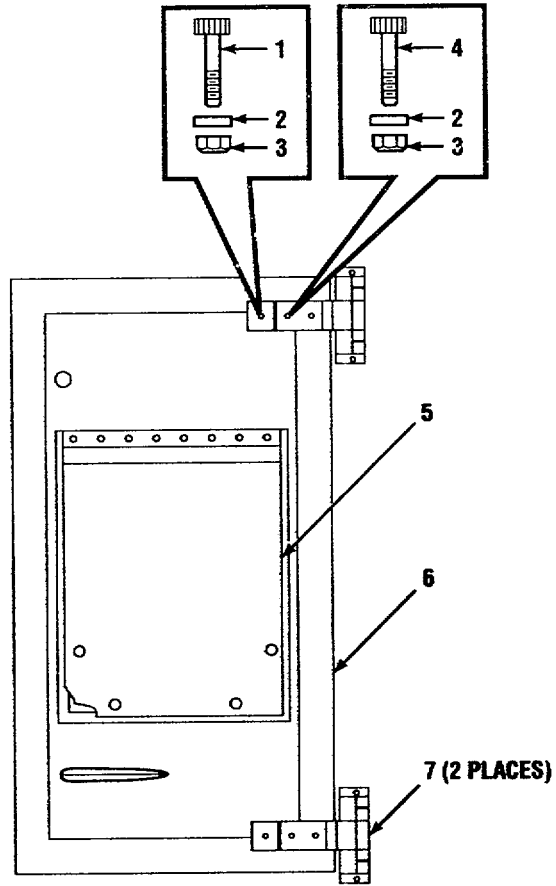


CE2KD-021

Figure 6. Roller Latch Assembly (A3032248-2) (Sheet 3 of 3)

SECTION II					
(1)	(2)	(3)	(4)	(5)	(6)
ITEM NO	SMR CODE	CAGEC	PART NUMBER	DESCRIPTION AND USABLE ON CODES (UOC)	QTY
GROUP 01020101 ROLLER LATCH ASSEMBLY (A3032248-2)					
FIG. 6					
1	XBOZZ	80063	A3032385-2	HANDLE.....	1
2	XBOZZ	80063	A3032391	WASHER, FLAT.....	5
3	PAOZZ	80063	A3032392-2	PIN.....	1
4	PAOZZ	96906	MS171659	PIN, SPRING.....	1
5	PAOZZ	96906	MS171656	PIN, SPRING.....	1
6	XBOZZ	80063	SC-B-200150	NUT, PLAIN, ROUND.....	1
7	XBOZZ	80063	A3032384-2	HANDLE ASSY, OUTER.....	1
8	XBOZZ	80063	SC-B-200151	SLEEVE-HANDLE SHAFT.....	1
9	PAOZZ	96906	MS171530	PIN, SPRING.....	3
10	XBOZZ	80063	A3032394	LATCH ROD ASSEMBLY.....	1
11	PAOZZ	80063	SC-C-200141	LATCH ARM ASSEMBLY.....	3
12	PAOZZ	80063	SC-B-200146	WASHER, FLAT.....	2
13	PAOZZ	80063	SC-B-200145	SPACER, SLEEVE.....	2
14	XBOZZ	80063	SC-B-595073	DETENT.....	1
15	XBOZZ	80063	A3032390	SPACER.....	2
16	XBOZZ	80063	A3032389	SHIM, LAMINATED.....	2
17	PAOZZ	80063	SM-B-615259-1	SPACER, PLATE.....	2
18	PAOZZ	96906	MS35751-163	BOLT, SQUARE NECK.....	2
19	XBOZZ	80063	A3032393	ROD ASSEMBLY, LATCH.....	1
20	XBOZZ	80063	A3032392-1	PIN.....	2
21	PAOZZ	96906	MS16228-O1C	NUT, SELF-LOCKING, HE.....	2
22	XBOZZ	80063	A3032388	THUMBSCREW, SHOULDER.....	1
23	XBOZZ	80063	A3032383	HASP.....	1
24	PAOZZ	80205	NAS561C8-22	PIN, SPRING.....	1
25	PCOZZ	96906	MS29513-115	PACKING, PREFORMED.....	1
26	XBOZZ	80063	A3032385-3	HANDLE.....	1
27	PAOZZ	80063	A3032387	RING, CONTACT.....	1
28	XBOZZ	80063	A3032381	SHAFT, LATCH HANDLE.....	1

END OF FIGURE

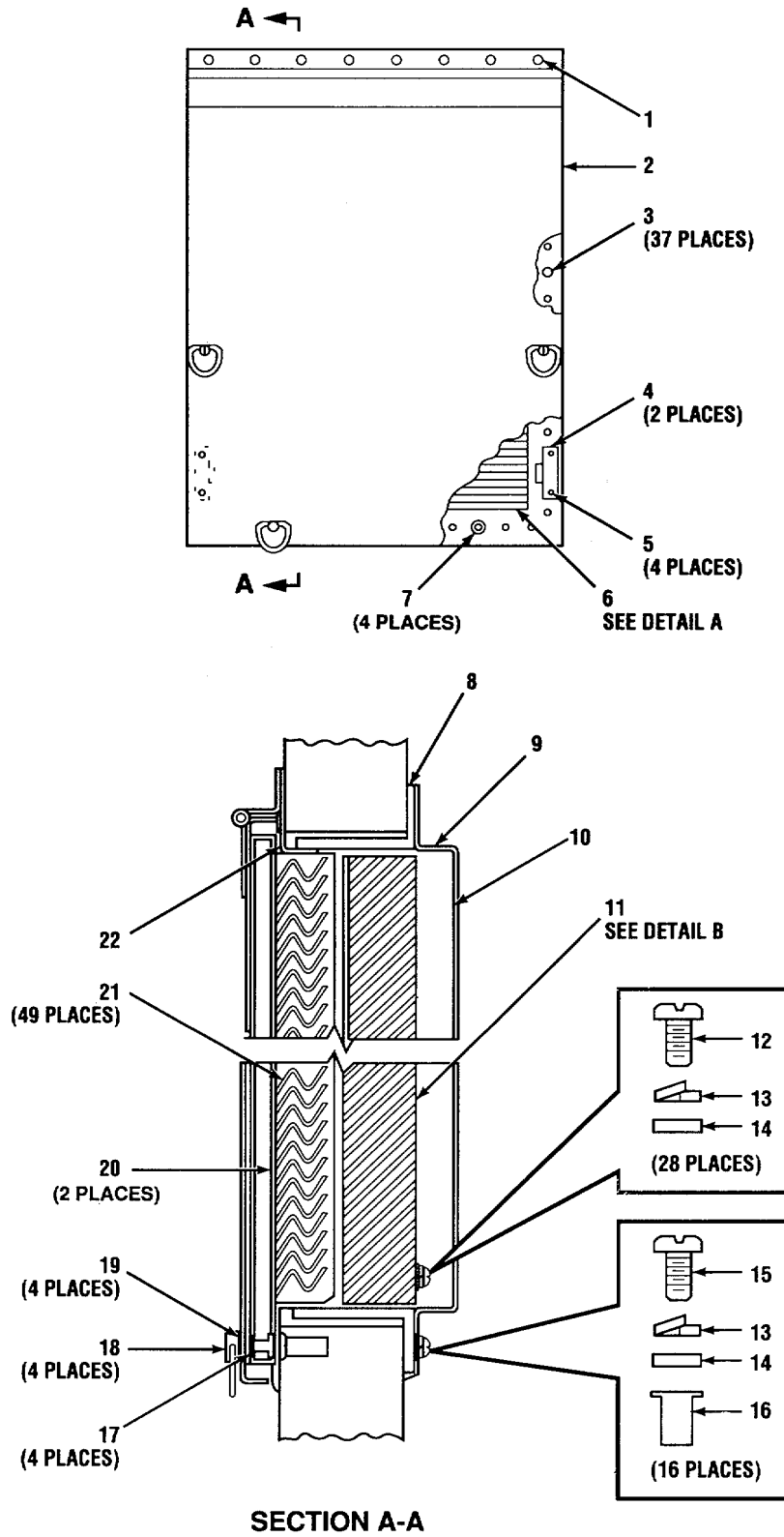


CE2KD-022

Figure 7. Door Assembly, Auxiliary (A3032205)

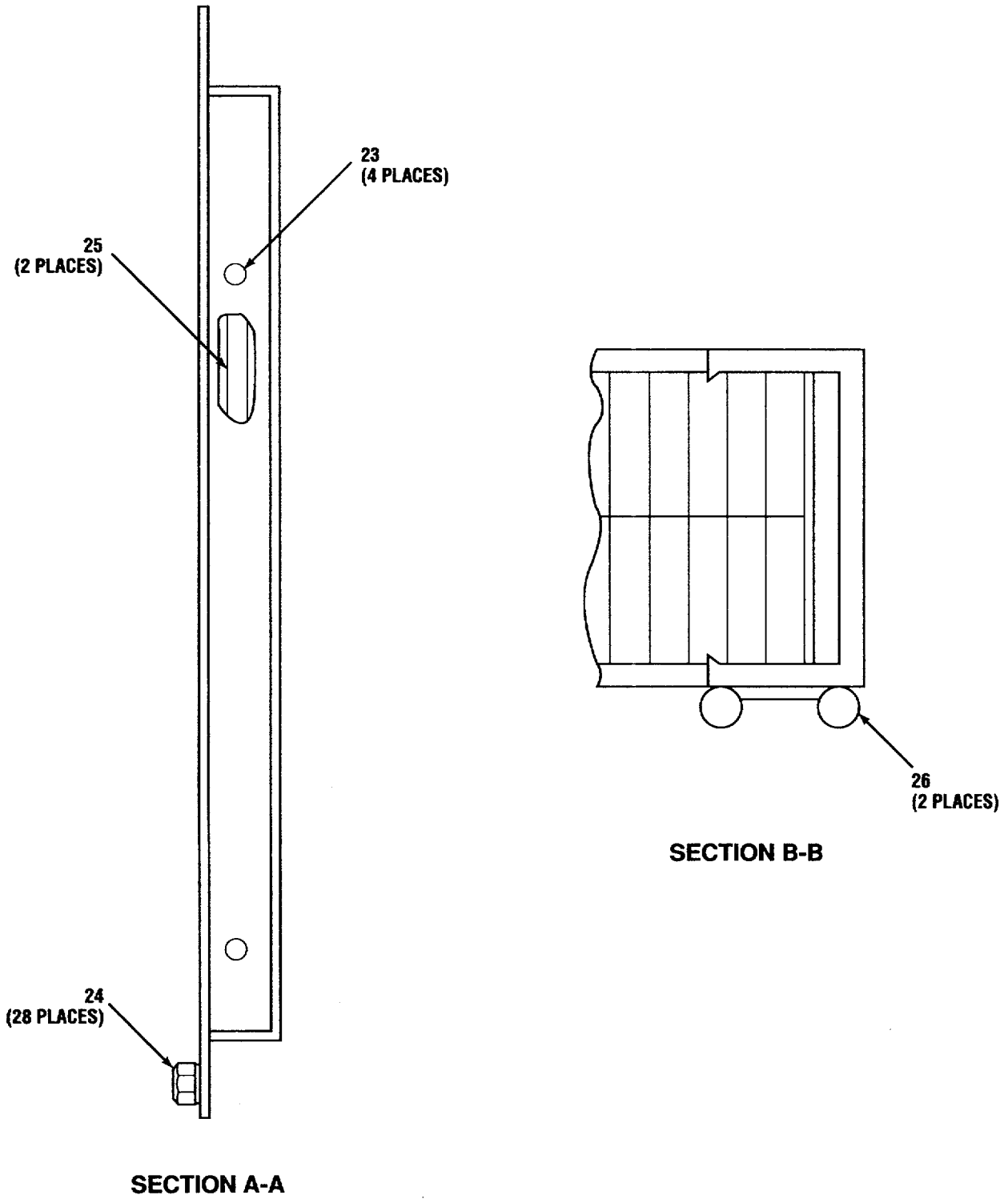
SECTION II				(5)	(6)
(1) ITEM NO	(2) SMR CODE	(3) CAGEC	(4) PART NUMBER	DESCRIPTION AND USABLE ON CODES (UOC)	QTY
GROUP 010202 DOOR ASSEMBLY, AUXILIARY (A3032205)					
FIG. 7					
1	PAHZZ	88044	AN5C-25A	BOLT, MACHINE	2
2	PAHZZ	96906	MS15795-812	WASHER, FLAT	6
3	PAHZZ	96906	MS21042-5	NUT, SELF-LOCKING, EX.....	6
4	PAHZZ	88044	AN5C-26A	BOLT, MACHINE	4
5	XBHHH	80063	A3032333	LOUVER AND COVER IN (SEE FIG. 8 FOR PARTS BREAKDOWN).....	1
6	XBHZZ	80063	A3032201	CUTOUT, AUXILIARY DO	1
7	XBHZZ	80063	SM-C-317057	HINGE, SPECIAL.....	2
8	XBOOO	80063	A3032248-1	ROLLER LATCH INSTAL (SEE FIG. 10 FOR PARTS BREAKDOWN).....	1

END OF FIGURE



CE2KD-023

Figure 8. Louver and Cover Installation (A3023333) (Sheet 1 of 2)



CE2KD-024

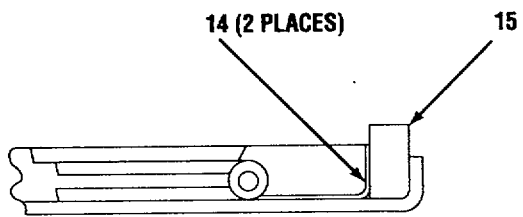
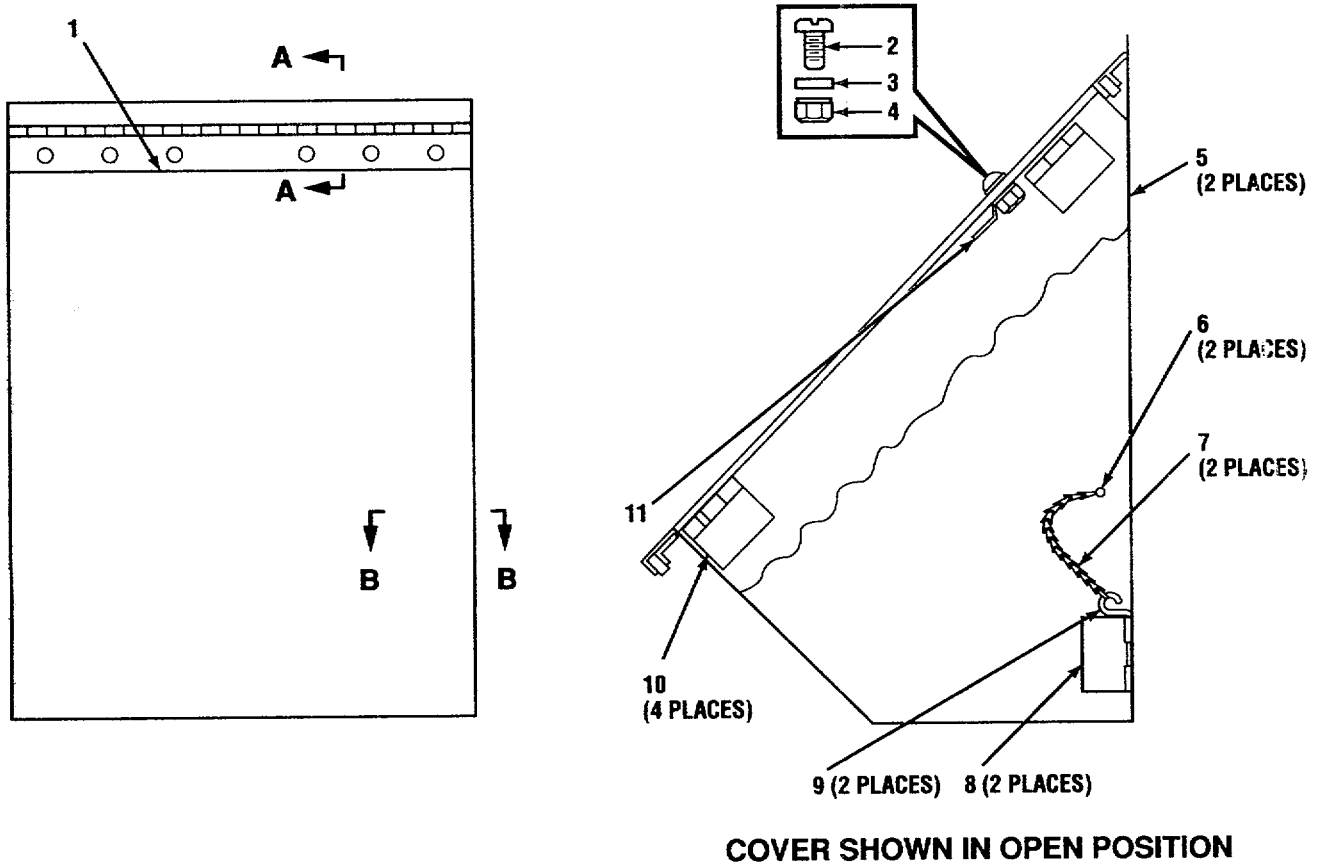
Figure 8. Louver and Cover Installation (A3023333) (Sheet 2 of 2)

SECTION II

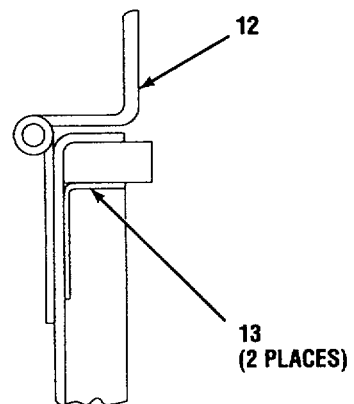
TM 11-5411-215-14P

(1) ITEM NO	(2) SMR CODE	(3) CAGEC	(4) PART NUMBER	(5) DESCRIPTION AND USABLE ON CODES (UOC)	(6) QTY
GROUP 01020201 LOUVER AND COVER (A3032333)					
FIG. 8					
1	PAHZZ	81349	M24243/6-A604H	RIVET, BLIND	8
2	XBHHH	80063	A3032341	COVER ASSEMBLY (SEE FIG. 9 FOR PARTS BREAKDOWN)	1
3	PAHZZ	81349	M24243/6-A403H	RIVET, BLIND	37
4	XBHZZ	80063	A3032352	HINGE, LEAF	2
5	PAHZZ	81349	M24243/6-A404H	RIVET, BLIND	4
6	XBHHH	80063	A3032334	LOUVER ASSEMBLY	1
7	XBHZZ	80063	SC-D-681076-39	NUT, BLIND RIVET	4
8	XBHZZ	80063	A3032338	FRAME, AIR OPENING	1
9	XBOZZ	80063	A3032339	RETAINER, AIR FILTER.....	1
10	XBOZZ	80063	A3032328-1	FILTER, AIR	1
11	XBHHH	80063	A3032270	RFI FILTER ASSEMBLY.....	1
12	PAHZZ	96906	MS51957-51	SCREW, MACHINE	28
13	PAHZZ	96906	MS35338-137	WASHER, LOCK.....	44
14	PAHZZ	96906	MS15795-841	WASHER, FLAT.....	44
15	PAHZZ	96906	MS51957-126	SCREW, MACHINE	16
16	XBHZZ	80063	SC-D-681076-17	RIVNUT	16
17	PAHZZ	80063	A3032321	RETAINER	4
18	PAHZZ	80063	A3032330-1	STUD, TURNLOCK FASTE	4
19	PAHZZ	80063	A3032331	WASHER, SEAL	4
20	XBHZZ	80063	A3032337	STRIP, LOUVER MOUNTI.....	2
21	XBHZZ	80063	A3032332-1	VANE, LOUVER.....	49
22	XBHZZ	80063	A3032335	FRAME ASSEMBLY, LOUV.....	1
23	PAHZZ	81349	M24243/6-A403H	RIVET, BLIND	4
24	PAHZZ	80063	A3032340-1	NUT, SELF-CLINCHING	28
25	XBHZZ	80063	A3032298-1	SPACER.....	2
26	PCHZZ	80063	A3032306-5	GASKET, SHIELDING	2

END OF FIGURE



SECTION B-B



SECTION A-A

CE2KD-025

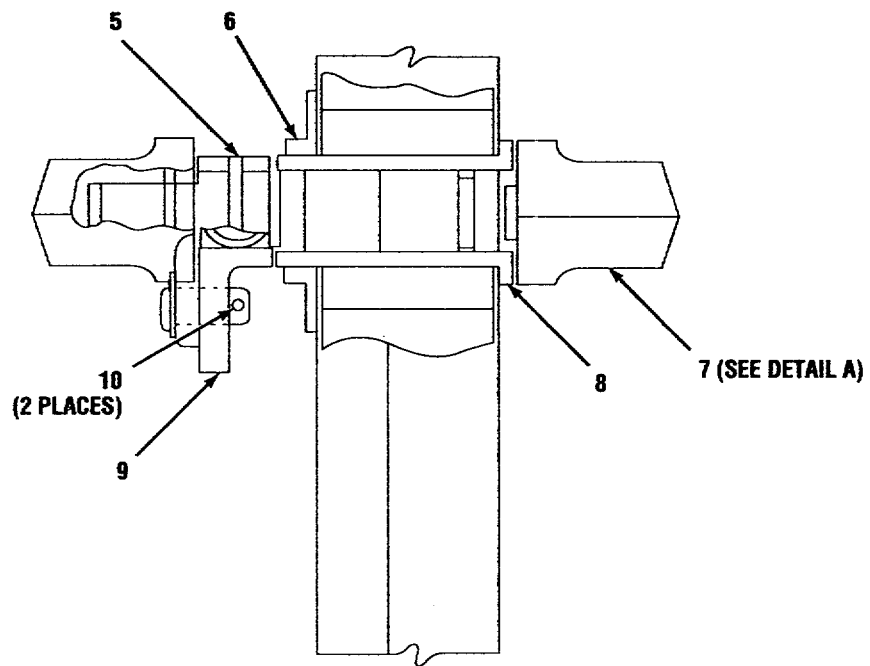
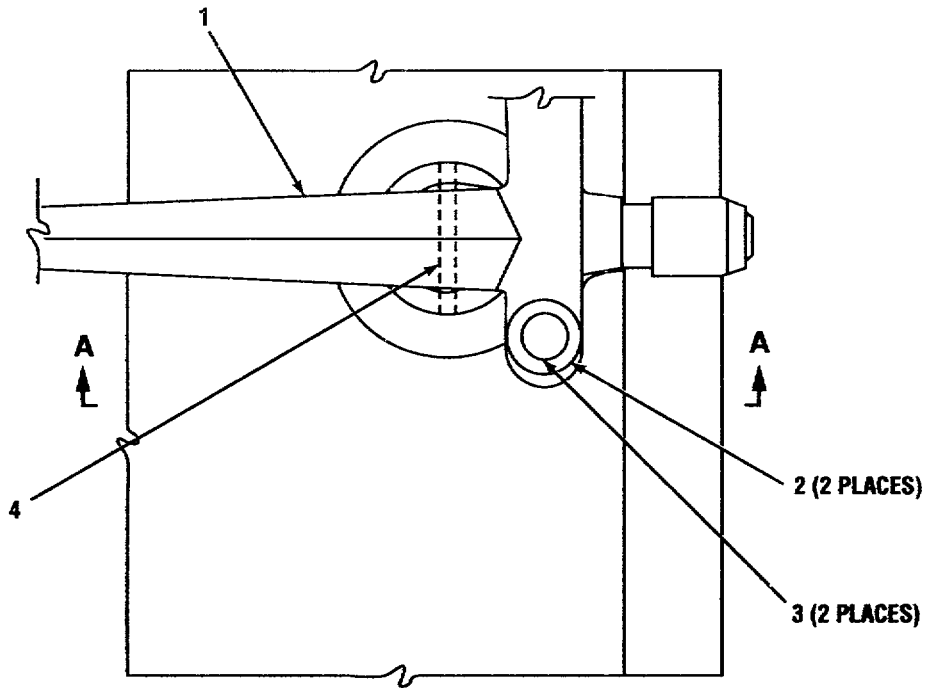
Figure 9. Cover Assembly (A3032341)

SECTION II

TM 11-5411-215-14P

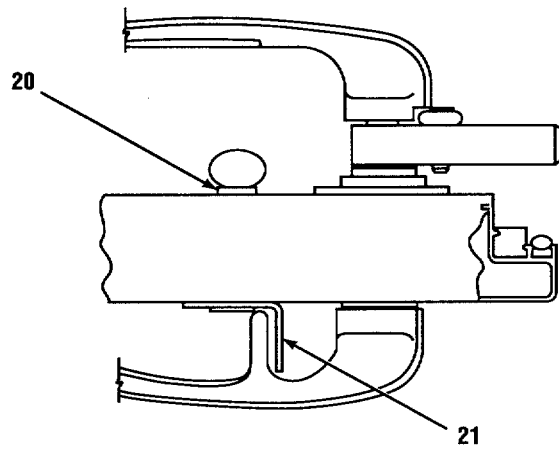
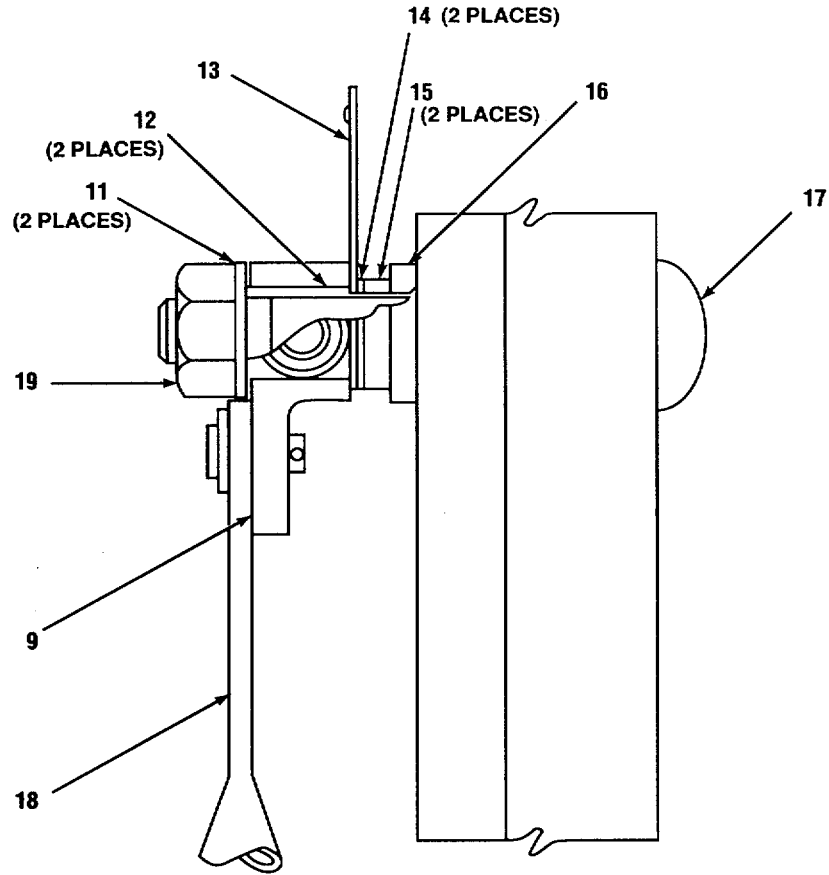
(1) ITEM NO	(2) SMR CODE	(3) CAGEC	(4) PART NUMBER	(5) DESCRIPTION AND USABLE ON CODES (UOC)	(6) QTY
GROUP 0102020101 COVER ASSEMBLY (A3032341)					
FIG. 9					
1	XBHZZ	80063	A3032309-1	COVER, WEATHER	1
2	PAHZZ	96906	MS35206-245	SCREW, MACHINE	1
3	PAHZZ	96906	MS15795-841	WASHER, FLAT	1
4	PAHZZ	96906	MS21044-N08	NUT, SELF-LOCKING, HE	1
5	XBHZZ	80063	A3032342	RAINFLAP	2
6	PAHZZ	81349	M24243/6-A403H	RIVET, BLIND	2
7	XBHZZ	80063	A3032344	CHAIN, CAPTIVATING	2
8	XBHZZ	80063	A3032345	HINGE, LEAF	2
9	XBHZZ	80063	A3032343	PIN, CAPIVATING.....	2
10	XBIZZ	80063	A3032348	HINGE	4
11	XBHZZ	80063	A3032347	CLIP	1
12	XBHZZ	80063	A3032304-4	HINGE, COVER	1
13	XBHZZ	80063	A3032300-7	RETAINER, COVER SEAL	2
14	XBHZZ	80063	A3032300-6	RETAINER, COVER SEAL	2
15	PCHZZ	80063	A3032379-3	GASKET, COVER	1

END OF FIGURE



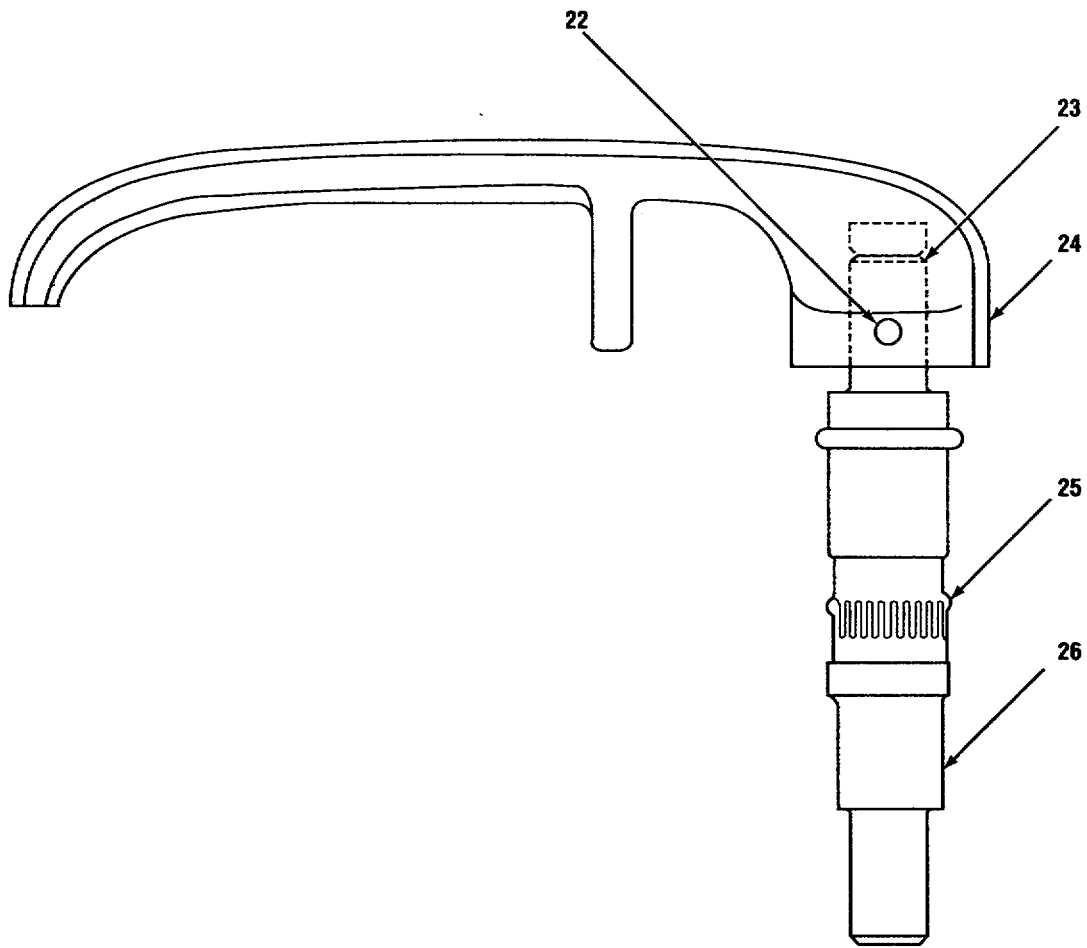
CE2KD-026

Figure 10. Roller Catch Assembly (A3032248-1) (Sheet 1 of 3)



SECTION A-A

Figure 10. Roller Catch Assembly (A3032248-1) (Sheet 2 of 3)



CE2KD-028

Figure 10. Roller Catch Assembly (A3032248-1) (Sheet 3 of 3)

SECTION II					
(1)	(2)	(3)	(4)	(5)	(6)
ITEM	SMR		PART		
NO	CODE	CAGEC	NUMBER	DESCRIPTION AND USABLE ON CODES (UOC)	QTY
GROUP 01020202 ROLLER CATCH ASSEMBLY (A3032248-1)					
FIG. 10					
1	XBOZZ	80063	A3032385-1	HANDLE.....	1
2	XBOZZ	80063	A3032391	WASHER, FLAT.....	2
3	XBOZZ	80063	A3032392-1	PIN.....	2
4	PAOZZ	96906	MS171659	PIN, SPRING.....	1
5	PAOZZ	96906	MS171656	PIN, SPRING.....	1
6	XBOZZ	80063	SC-B-200150	NUT, PLAIN, ROUND.....	1
7	XBOOO	80063	A3032384-1	HANDLE ASSY, OUTER.....	1
8	XBOZZ	80063	SC-B-200151	SLEEVE-HANDLE SHAFT.....	1
9	PAOZZ	80063	SC-C-200141	LATCH ARM ASSEMBLY.....	2
10	PAOZZ	96906	MS171530	PIN, SPRING.....	2
11	PAOZZ	80063	SC-B-200146	WASHER, FLAT.....	2
12	PAOZZ	80063	SC-B-200145	SPACER, SLEEVE.....	2
13	XBOZZ	80063	SC-B-595073	DETENT.....	1
14	XBOZZ	80063	A3032390	SPACER.....	2
15	XBOZZ	80063	A3032389	SHIM, LAMINATED.....	2
16	PAOZZ	80063	SM-B-615259-1	SPACER, PLATE.....	1
17	PAOZZ	96906	MS35751-163	BOLT, SQUARE NECK.....	1
18	XBOZZ	80063	A3032394	LATCH ROD ASSEMBLY.....	1
19	PAOZZ	96906	MS16228-10C	NUT, SELF-LOCKING, HE.....	1
20	XBOZZ	80063	A3032388	THUMBSCREW, SHOULDER.....	1
21	XBOZZ	80063	A3032383	HASP.....	1
22	PAOZZ	80205	NAS561C8-22	PIN, SPRING.....	1
23	PCOZZ	96906	MS29513-115	PACKING, PREFORMED.....	1
24	XBOZZ	80063	A3032385-1	HANDLE.....	1
25	PAOZZ	80063	A3032387	RING, CONTACT.....	1
26	XBOZZ	80063	A3032381	SHAFT, LATCH HANDLE.....	1

END OF FIGURE

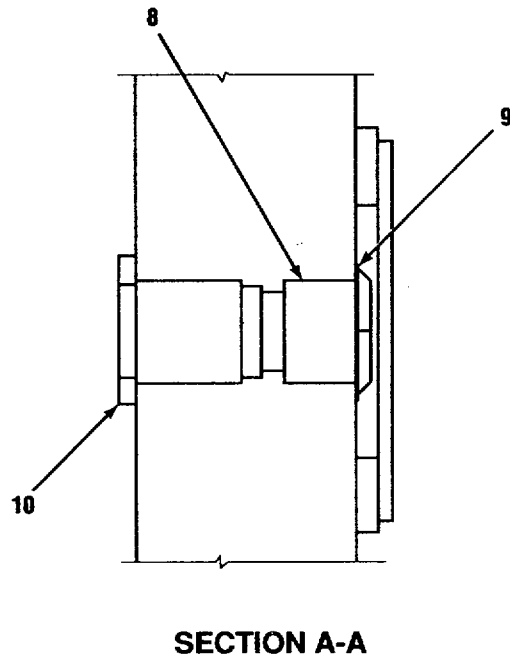
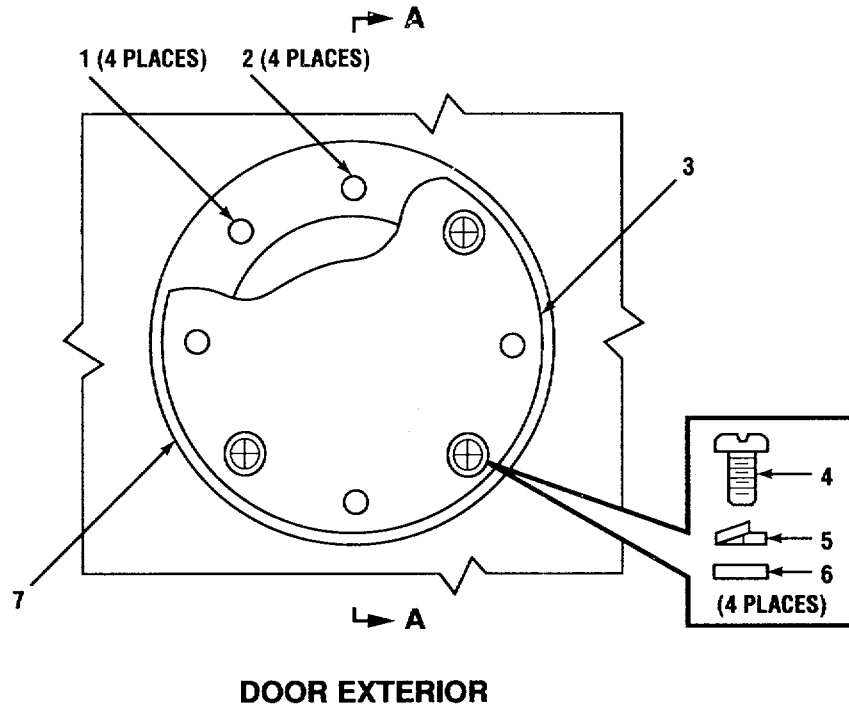


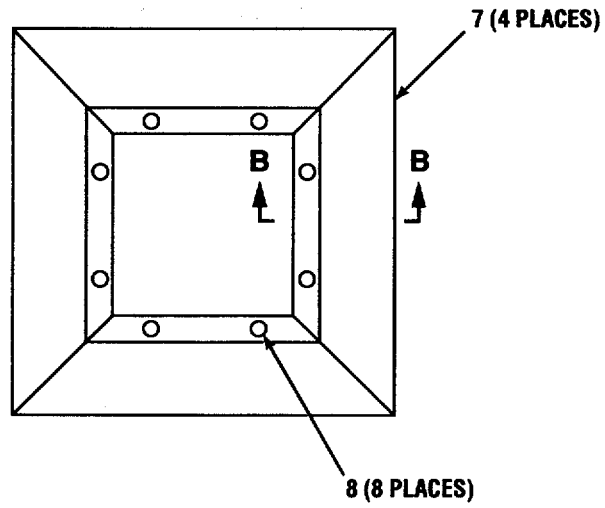
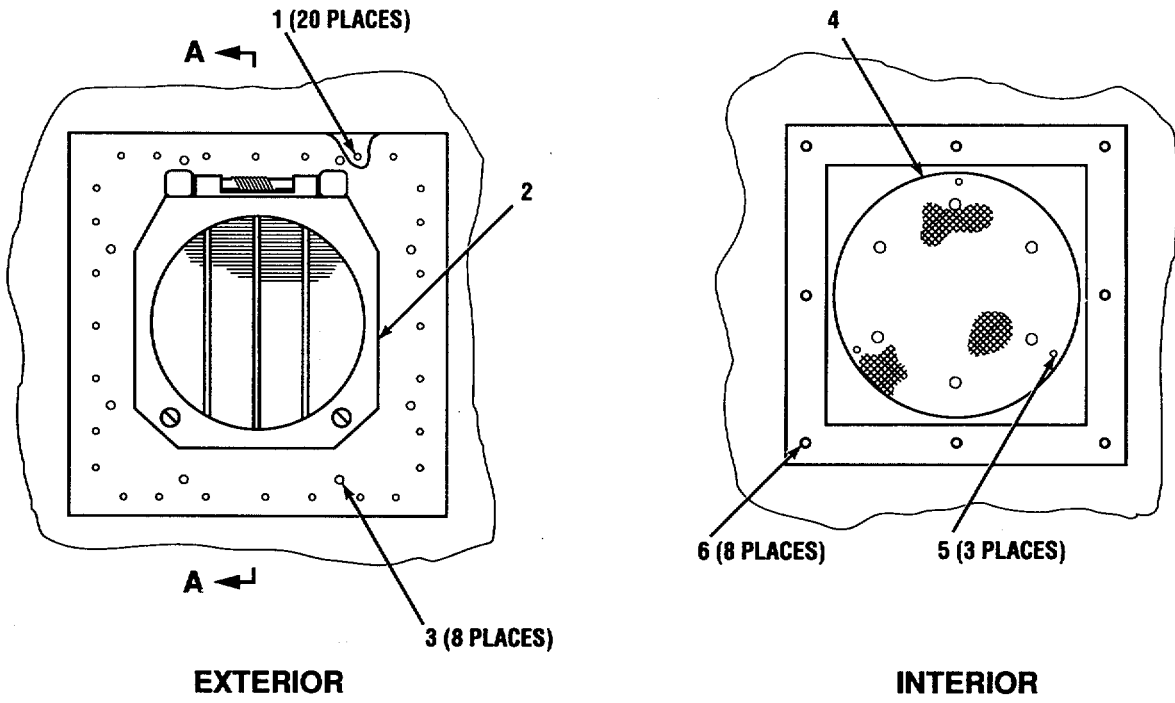
Figure 11. Peep Sight Installation (A3086876)

SECTION II

TM 11-5411-215-14P

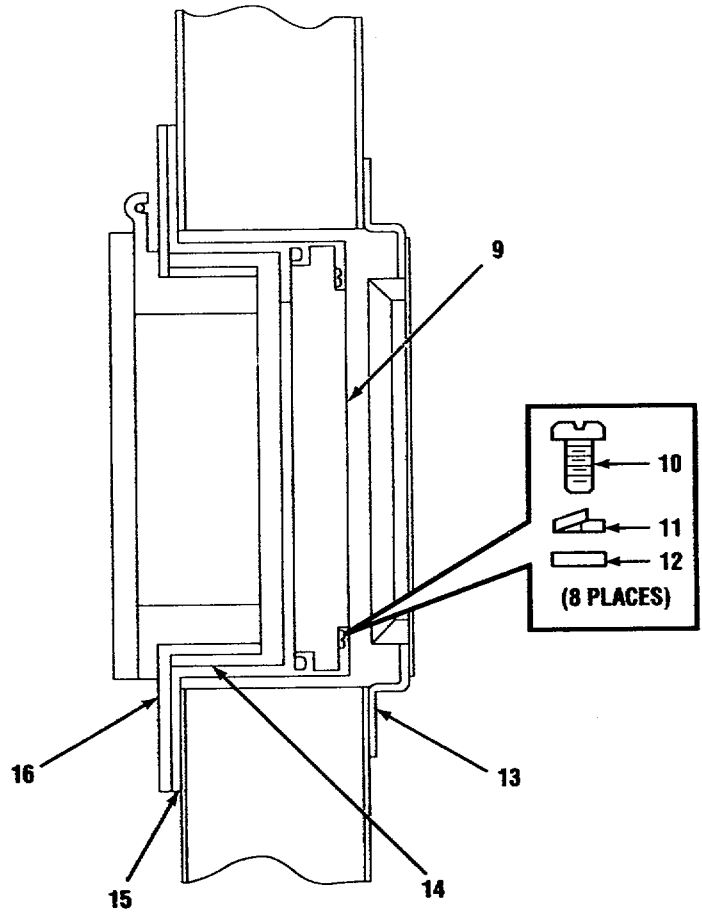
(1) ITEM NO	(2) SMR CODE	(3) CAGEC	(4) PART NUMBER	(5) DESCRIPTION AND USABLE ON CODES (UOC)	(6) QTY
GROUP 010203 PEEP SIGHT INSTALLATION (A3086876)					
FIG. 11					
1	XBHZZ	80063	SC-D-681076-24	NUT, BLIND RIVET	4
2	PAHZZ	81349	M24243/7-A606H	RIVET, BLIND	4
3	XBHZZ	80063	A3032293	COVER, PEEPSITE	1
4	PAHZZ	96906	MS51957-48	SCREW, MACHINE	4
5	PAHZZ	96906	MS35338-137	WASHER, LOCK.....	4
6	PAHZZ	96906	MS15795-841	WASHER, FLAT.....	4
7	XBHZZ	80063	A3032292	SHIM, PEEPSIGHT.....	1
8	XBHZZ	80063	A3086877	PEEPSIGHT, DOOR.....	1
9	XBHZZ	80063	A3086879	SHIM, FLANGE.....	1
10	XBHZZ	80063	A3086878	SLEEVE, HEX.....	1

END OF FIGURE

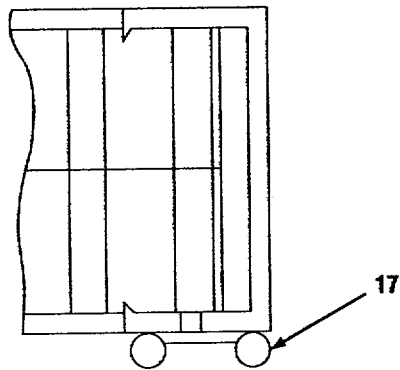


CE2KD-030

Figure 12. Valve Installation, Pressure (A3032368) (Sheet 1 of 2)



SECTION A-A



SECTION B-B

Figure 12. Valve Installation, Pressure (A3032368) (Sheet 2 of 2)

(1) ITEM NO	(2) SMR CODE	(3) CAGEC	(4) PART NUMBER	(5) DESCRIPTION AND USABLE ON CODES (UOC)	(6) QTY
GROUP 010204 VALUE INSTALLATION, PRESSURE (A3032368)					
FIG. 12					
1	PAHZZ	81349	M24243/7-A604H	RIVET, BLIND	20
2	XBHZZ	80063	A3032366-1	VALVE, ANTI-BACK DRA	1
3	PAHZZ	81349	M24243/6-A606H	RIVET, BLIND	8
4	PAHZZ	80063	A3032366-3	VALVE, ANTI-BACK DRA	1
5	PAHZZ	96906	MS51861-22C	SCREW, TAPPING, THREA	3
6	PAHZZ	18876	10640709-1	RIVET, BLIND	8
7	XBHZZ	80063	A3032364-1	FRAME	4
8	PAHZZ	80063	A3032340-1	NUT, SELF-CLINCHING	8
9	XBHZZ	80063	A3032362	RFI FILTER ASSEMBLY	1
10	PAHZZ	96906	MS51957-51	SCREW, MACHINE	8
11	PAHZZ	96906	MS35338-137	WASHER, LOCK	8
12	PAHZZ	96906	MS15795-841	WASHER, FLAT	8
13	XBHZZ	80063	A3032361	PAN, PRESSURE RELIEF	1
14	XBHZZ	80063	A3032367	NUT	1
15	XBHZZ	80063	A3032364	FRAME ASSEMBLY	1
16	XBHZZ	80063	A3032365	PLATE, PRESSURE	1
17	PCHZZ	80063	A3032306-1	GASKET, SHIELDING	2

END OF FIGURE

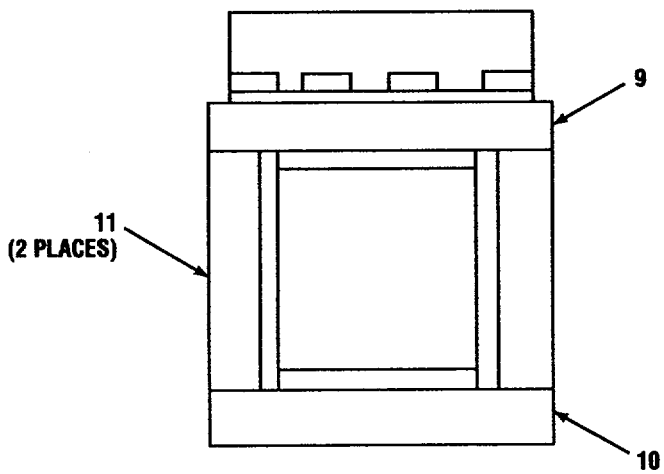
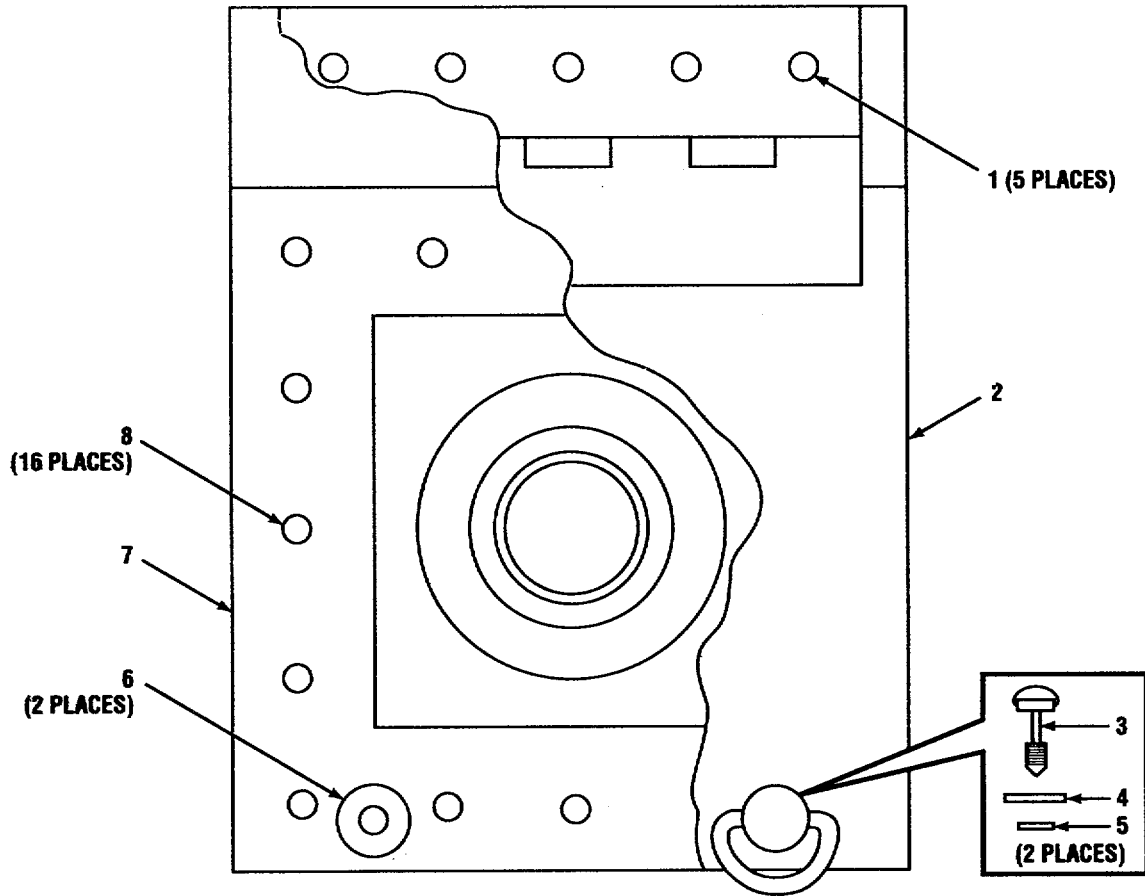


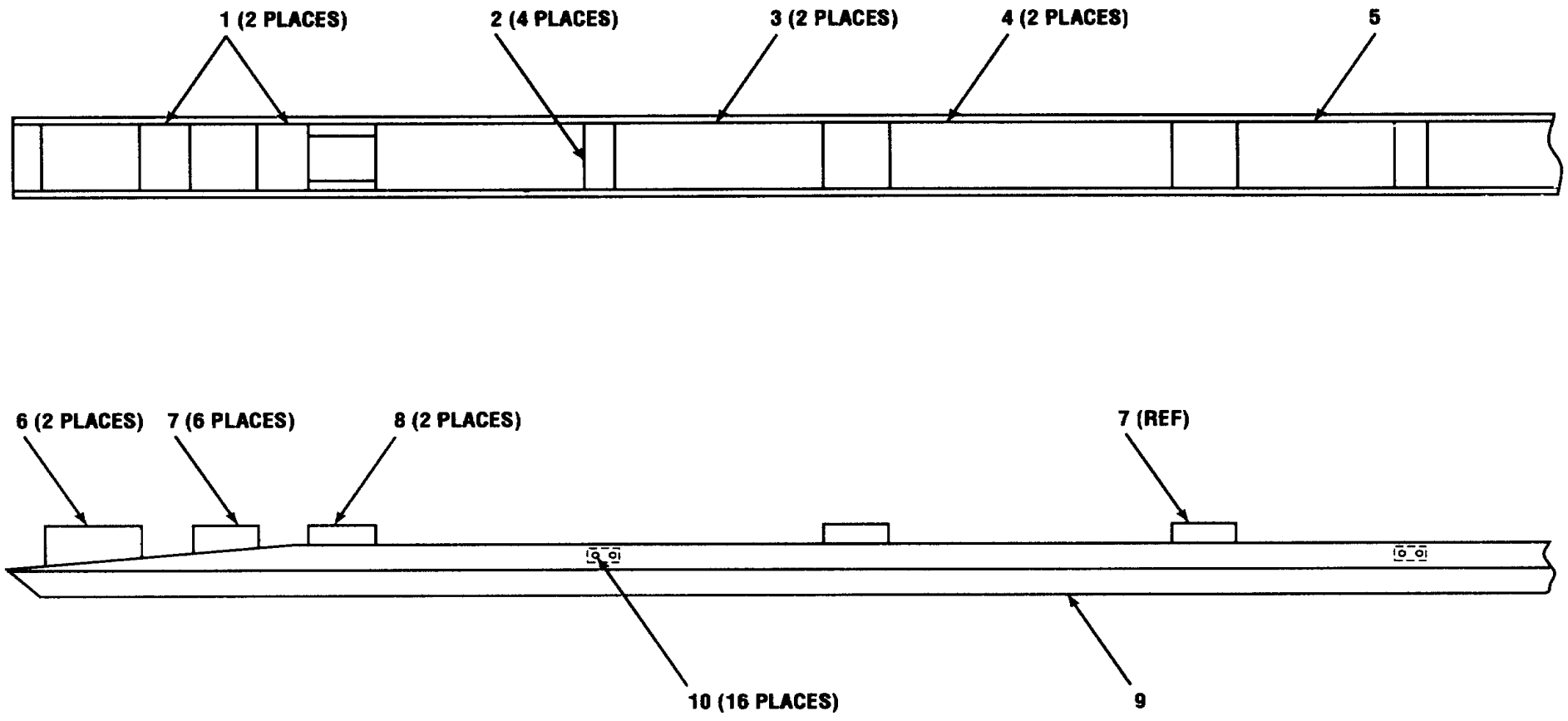
Figure 13. Cover Assembly (A3032353)

SECTION II

TM 11-5411-215-14P

(1) ITEM NO	(2) SMR CODE	(3) CAGEC	(4) PART NUMBER	(5) DESCRIPTION AND USABLE ON CODES (UOC)	(6) QTY
				GROUP 010205 COVER ASSEMBLY (A3032353)	
				FIG. 13	
1	PAHZZ	81349	M24243/6-A606H	RIVET, BLIND	5
2	XBHZZ	80063	A3032354	COVER ASSEMBLY	1
3	PAHZZ	80063	A3032330-1	STUD, TURNLOCK FASTE	2
4	PAHZZ	80063	A3032331	WASHER, SEAL	2
5	PAHZZ	80063	A3032321	RETAINER	2
6	PAHZZ	80063	SC-D-681080-42	NUT, SELF-LOCKING, BL	2
7	XBHZZ	80063	A3032359	PLATE, DOUBLER.....	1
8	PAHZZ	81349	M24243/7-A604H	RIVET, BLIND	16
9	PCHZZ	80063	A3032357	GASKET, TOP	1
10	PCHZZ	80063	A3032356	GASKET, BOTTOM	1
11	PCHZZ	80063	A3032358	GASKET, SIDE	2

END OF FIGURE

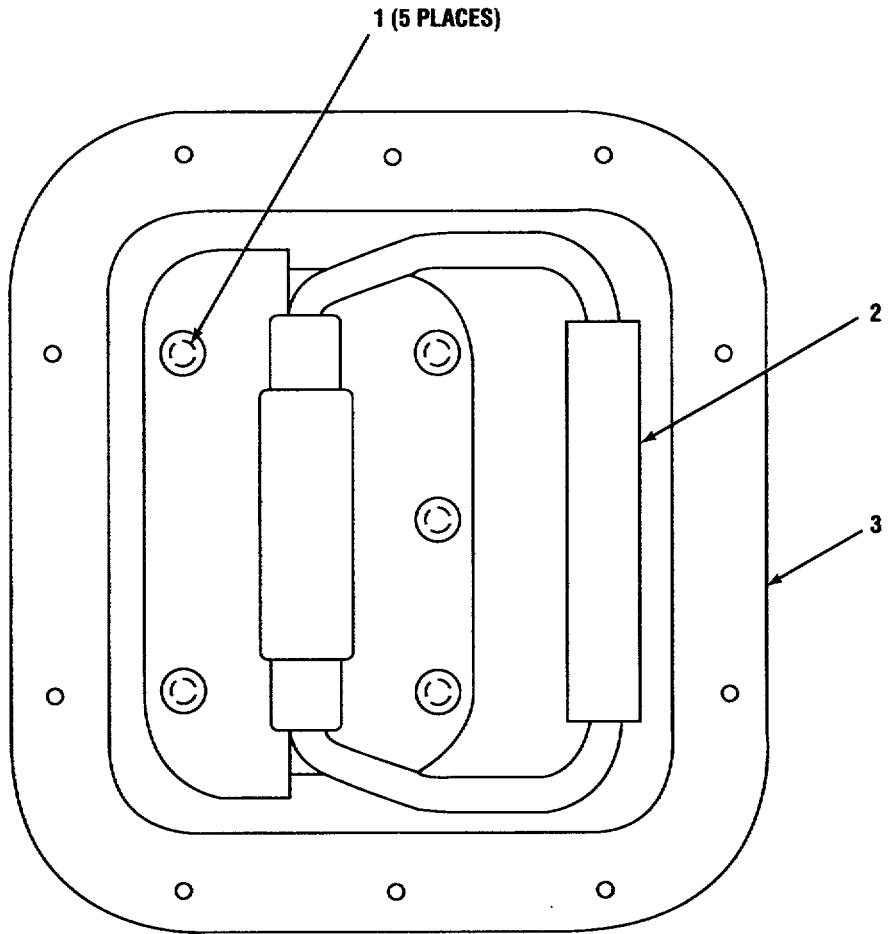


CE2KD-033

Figure 14. Skid Assembly (A3032400-1)

SECTION II					
(1)	(2)	(3)	(4)	(5)	(6)
ITEM	SMR		PART		
NO	CODE	CAGEC	NUMBER	DESCRIPTION AND USABLE ON CODES (UOC)	QTY
GROUP 0103 SKID ASSEMBLY (A3032400-1)					
FIG. 14					
1	XBHZZ	80063	A3032399	CORE	2
2	XBHZZ	80063	SM-B-555506	BRACKET, CHANNEL	4
3	XBHZZ	80063	SM-C-947174-3	CORE	2
4	XBHZZ	80063	SM-C-947174-2	CORE	2
5	XBHZZ	80063	SM-C-947174-4	CORE	1
6	XBHZZ	80063	SM-C-947237	BUMPER, NONMETALLIC	2
7	XBHZZ	80063	SC-C-555515-3	SHOCK, MOUNT	6
8	XBHZZ	80063	SM-C-947230	BUMPER, NONMETALLIC	2
9	XBHZZ	80063	SM-D-947236	SKID RUNNER WELDMEN	1
10	PAHZZ	80205	NAS1399D6-6	RIVET, BLIND	16

END OF FIGURE

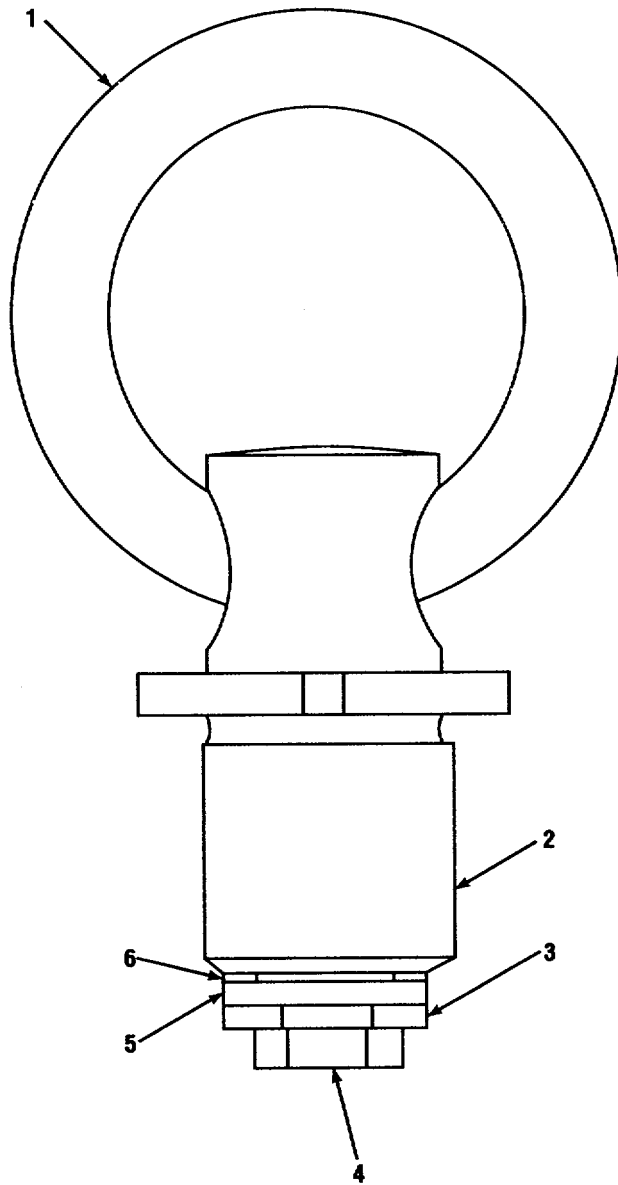


CE2KD-034

Figure 15. Hand Hold Assembly (SM-C-165382)

SECTION II					
(1)	(2)	(3)	(4)	(5)	(6)
ITEM	SMR		PART		
NO	CODE	CAGEC	NUMBER	DESCRIPTION AND USABLE ON CODES (UOC)	QTY
				GROUP 0104 HAND HOLD ASSEMBLY (SM-C-165382)	
				FIG. 15	
1	PAHZZ	96906	MS20470AD6-8	RIVET, SOLID	5
2	XBHZZ	80063	SM-C-165382-1	HANDHOLD	1
3	XBHZZ	80063	SM-C-165383	PAN, HAND HOLD.....	1

END OF FIGURE



CE2KD-035

Figure 16. Lifting and Tiedown Assembly (SM-C-947176)

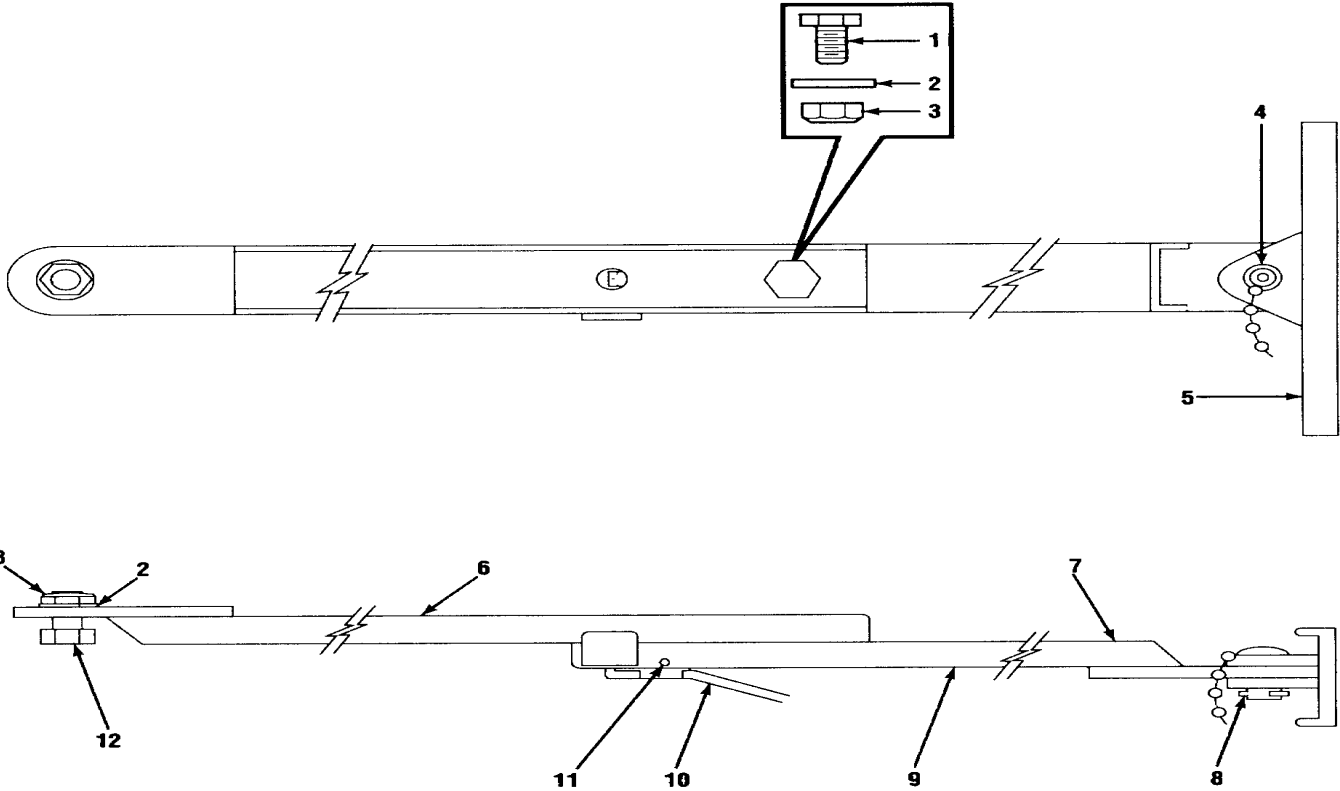
(1) ITEM NO	(2) SMR CODE	(3) CAGEC	(4) PART NUMBER	(5) DESCRIPTION AND USABLE ON CODES (UOC)	(6) QTY
-------------------	--------------------	--------------	-----------------------	--	------------

GROUP 0105 LIFTING AND TIEDOWN ASSY
(SM-C-947176)

FIG. 16

1	XBHZZ	80063	SM-C-947177	RING AND STUD.....	1
2	PAHZZ	80063	SM-B-947149	COLLAR, RING, THREADE.....	1
3	PAHZZ	80063	SM-B-947234	WASHER, FLAT.....	1
4	PAHZZ	80063	SM-B-947152	BOLT, EXTERNALLY REL.....	1
5	PAHZZ	80063	SM-B-947151	SPACER, RING.....	1
6	PAHZZ	80063	SM-B-947150	RING, RETAINING.....	1

END OF FIGURE



CE2KD-036

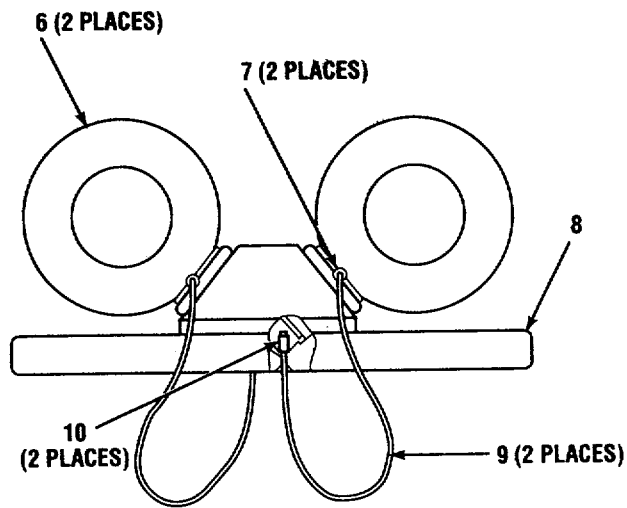
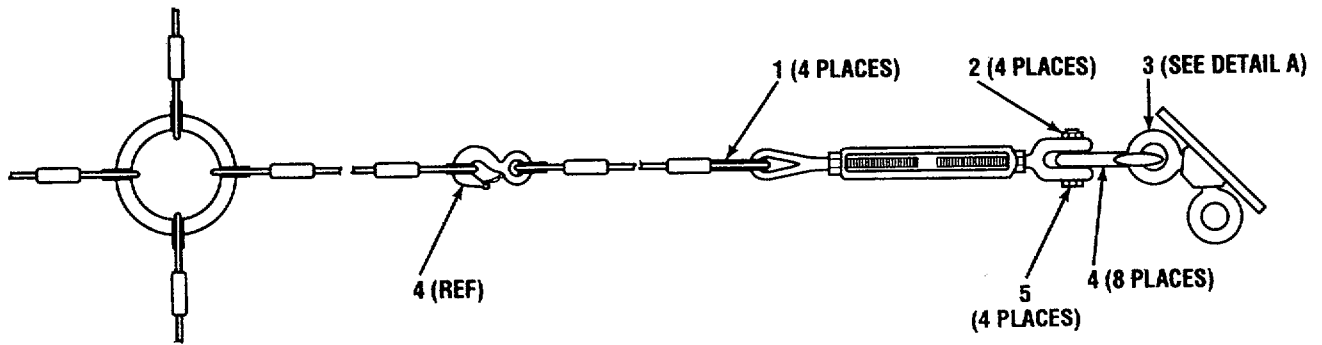
Figure 17. Door Brace Assembly (SC-D-595548)

SECTION II

TM 11-5411-215-14P

(1) ITEM NO	(2) SMR CODE	(3) CAGEC	(4) PART NUMBER	(5) DESCRIPTION AND USABLE ON CODES (UOC)	(6) QTY
GROUP 0106 DOOR BRACE ASSEMBLY (SC-D-595548)					
FIG. 17					
1	PAHZZ	80063	SM-B-564727-1	BOLT, SHOULDER.....	1
2	PAHZZ	96906	MS27183-14	WASHER, FLAT.....	2
3	PAHZZ	80063	SC-D-595078-1	NUT, HEXAGON, SELF-LO.....	2
4	PAHZZ	80063	SM-B-340027	PIN AND CHAIN ASSY.....	1
5	XBHZZ	80063	SM-B-340028	BRACKET, DOOR STOP.....	1
6	XBHZZ	80063	SC-C-200158	BRACE ASSEMBLY.....	1
7	XBHZZ	80063	SC-C-200157	BRACE.....	1
8	PAHZZ	96906	MS24665-285	PIN, COTTER.....	1
9	XBHZZ	80063	SC-D-595078	DOOR, BRACE ASSEMBLY.....	1
10	XBHZZ	80063	SC-C-595039	STRIKE, CATCH.....	1
11	PAHZZ	96906	MS16562-227	PIN, SPRING.....	1
12	PAHZZ	80063	SM-B-564727-2	BOLT, SHOULDER.....	1

END OF FIGURE



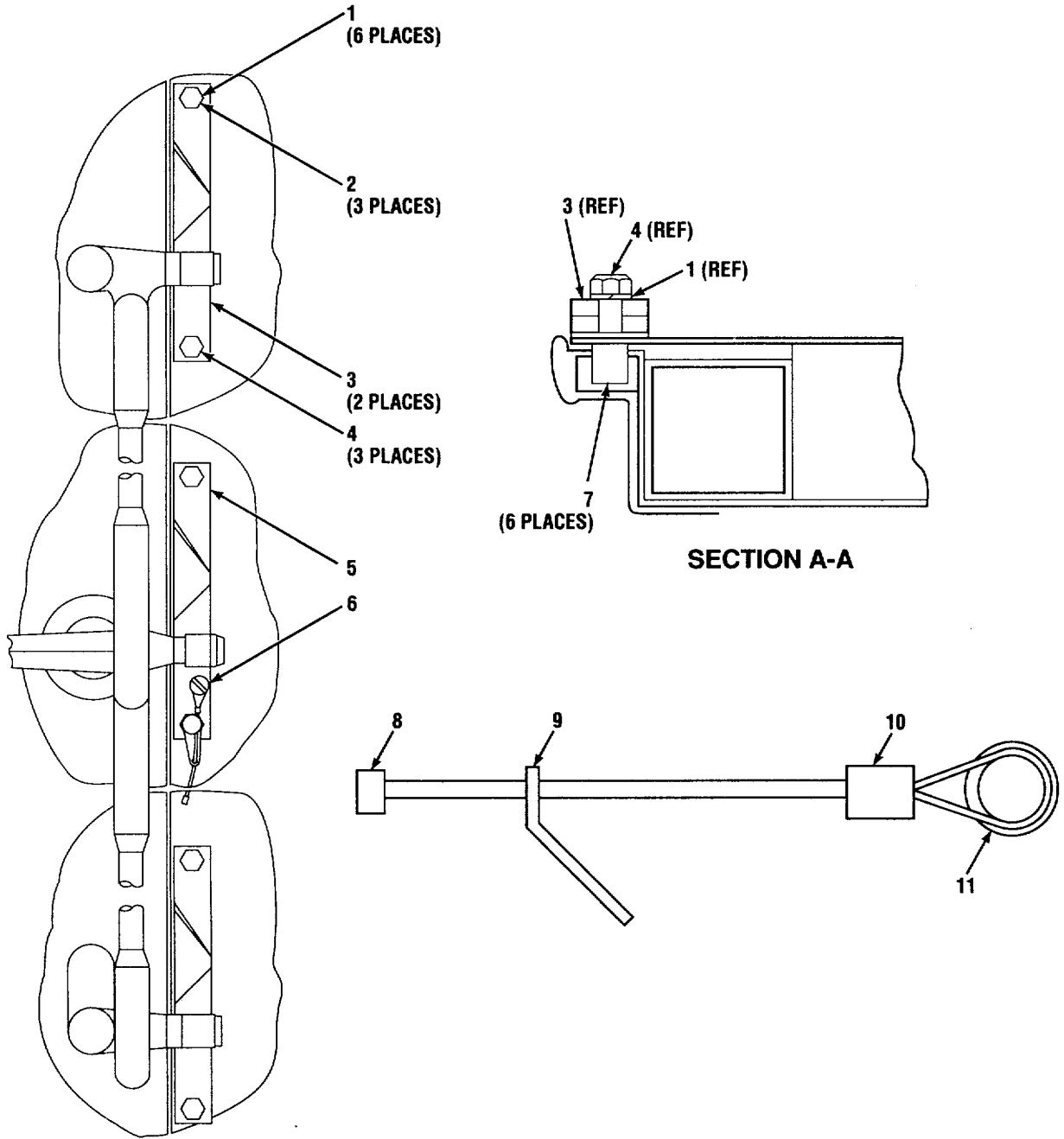
**DETAIL A
(2 PLACES)**

CE2KD-037

Figure 18. Hold Down Assembly (A3086547)

SECTION II					
(1)	(2)	(3)	(4)	(5)	(6)
ITEM	SMR		PART		
NO	CODE	CAGEC	NUMBER	DESCRIPTION AND USABLE ON CODES (UOC)	QTY
				GROUP 0107 HOLD DOWN ASSEMBLY (A3086547)	
				FIG. 18	
1	PAOZZ	80063	A3086546	CABLE ASSEMBLY	4
2	PAHZZ	80063	A3086546-6	NUT, SELF-LOCKING	4
3	XBHZZ	80063	SC-C-595076	PLATE AND EYEBOLT A	2
4	PAHZZ	80063	SC-C-351470	HOOK, HOIST	8
5	PAHZZ	96906	MS90728-117	SCREW, CAP, HEXAGON H.....	4
6	XBHZZ	80063	SC-C-595075	EYEBOLT	4
7	XBHZZ	80063	SC-C-595076-2	SWAGING SLEEVE, WIRE	4
8	XBHZZ	80063	SC-C-595074	PLATE	2
9	XBHZZ	80063	SC-C-595076-1	CABLE.....	4
10	XBHZZ	80063	SC-C-595076-3	SWAGING SLEEVE, WIRE	4

END OF FIGURE

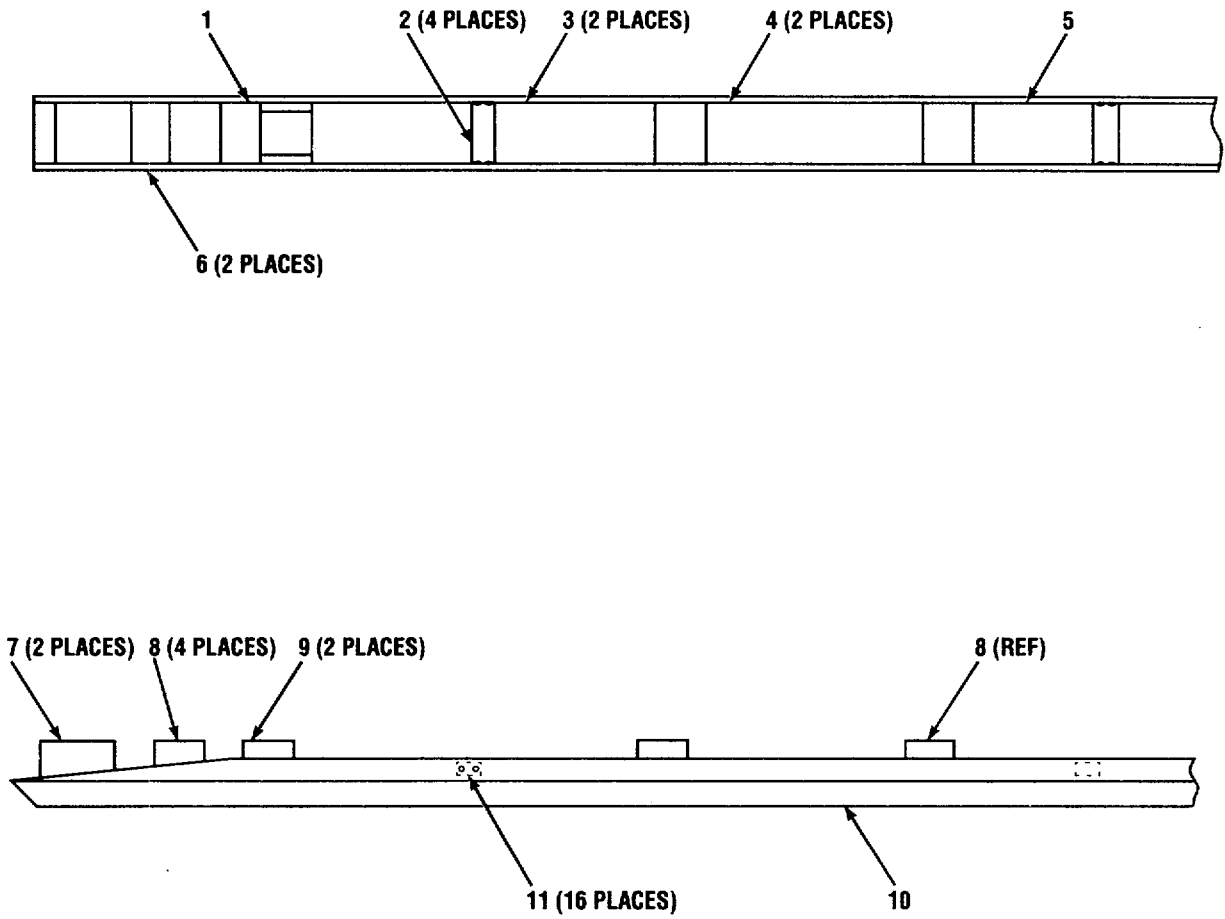


CE2KD-038

Figure 19. Keeper Installation (A3032346)

SECTION II					
(1)	(2)	(3)	(4)	(5)	(6)
ITEM	SMR		PART		
NO	CODE	CAGEC	NUMBER	DESCRIPTION AND USABLE ON CODES (UOC)	QTY
GROUP 0108 KEEPER INSTALLATION (A3032346)					
FIG. 19					
1	PAHZZ	96906	MS35338-158	WASHER, LOCK.....	6
2	PAHZZ	96906	MS35307-307	SCREW, CAP, HEXAGON H.....	3
3	XBHZZ	80063	SC-C-200154	KEEPER, SHELTER	2
4	PAHZZ	96906	MS35307-308	SCREW, CAP, HEXAGON H.....	3
5	XBHZZ	80063	SC-B-781204	KEEPER, TAPPED	1
6	XBHZZ	80063	SC-B-781197	LOCK ASSEMBLY, LATCH	1
7	PAHZZ	96906	MS35914-151	INSERT, SCREW THREAD	6
8	XBHZZ	80063	SC-B-781201	SLEEVE, STOP.....	1
9	XBHZZ	80063	SC-B-781199	TAB	1
10	XBHZZ	96906	MS51844-62	SWAGING SLEEVE, WIRE	1
11	XBHZZ	80063	SC-B-781198	PIN	1

END OF FIGURE



CE2KD-039

Figure 20. Skid Assembly (A3032400-2)

SECTION II					
(1)	(2)	(3)	(4)	(5)	(6)
ITEM NO	SMR CODE	CAGEC	PART NUMBER	DESCRIPTION AND USABLE ON CODES (UOC)	QTY
				GROUP 0109 SKID ASSEMBLY (A3032400-2)	
				FIG. 20	
1	XBHZZ	80063	SM-C-947174-5	CORE	1
2	XBHZZ	80063	SM-B-555506	BRACKET, CHANNEL	4
3	XBHZZ	80063	SM-C-947174-3	CORE	2
4	XBHZZ	80063	SM-C-947174-2	CORE	2
5	XBHZZ	80063	SM-C-947174-4	CORE	1
6	XBHZZ	80063	A3032399	CORE	2
7	XBHZZ	80063	SM-C-947237	BUMPER, NONMETALLIC	2
8	XBHZZ	80063	SC-C-555515-3	SHOCK, MOUNT	4
9	XBHZZ	80063	SM-C-947230	BUMPER, NONMETALLIC	2
10	XBHZZ	80063	SM-D-947236	SKID RUNNER WELDMEN	1
11	PAHZZ	80205	NAS1399D6-6	RIVET, BLIND	16

END OF FIGURE

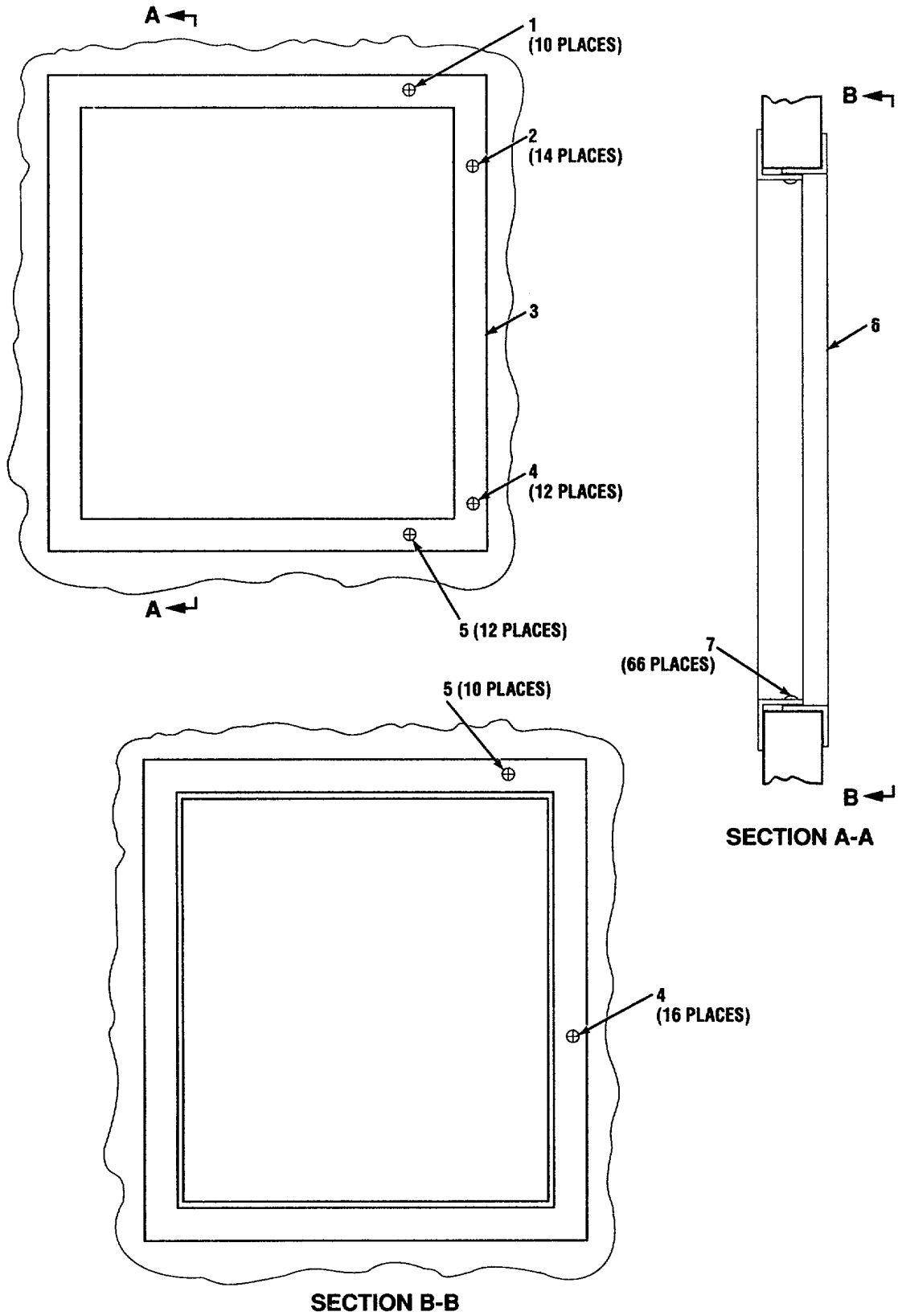


Figure 21. Frame Installation, Signal Entry (A3032258)

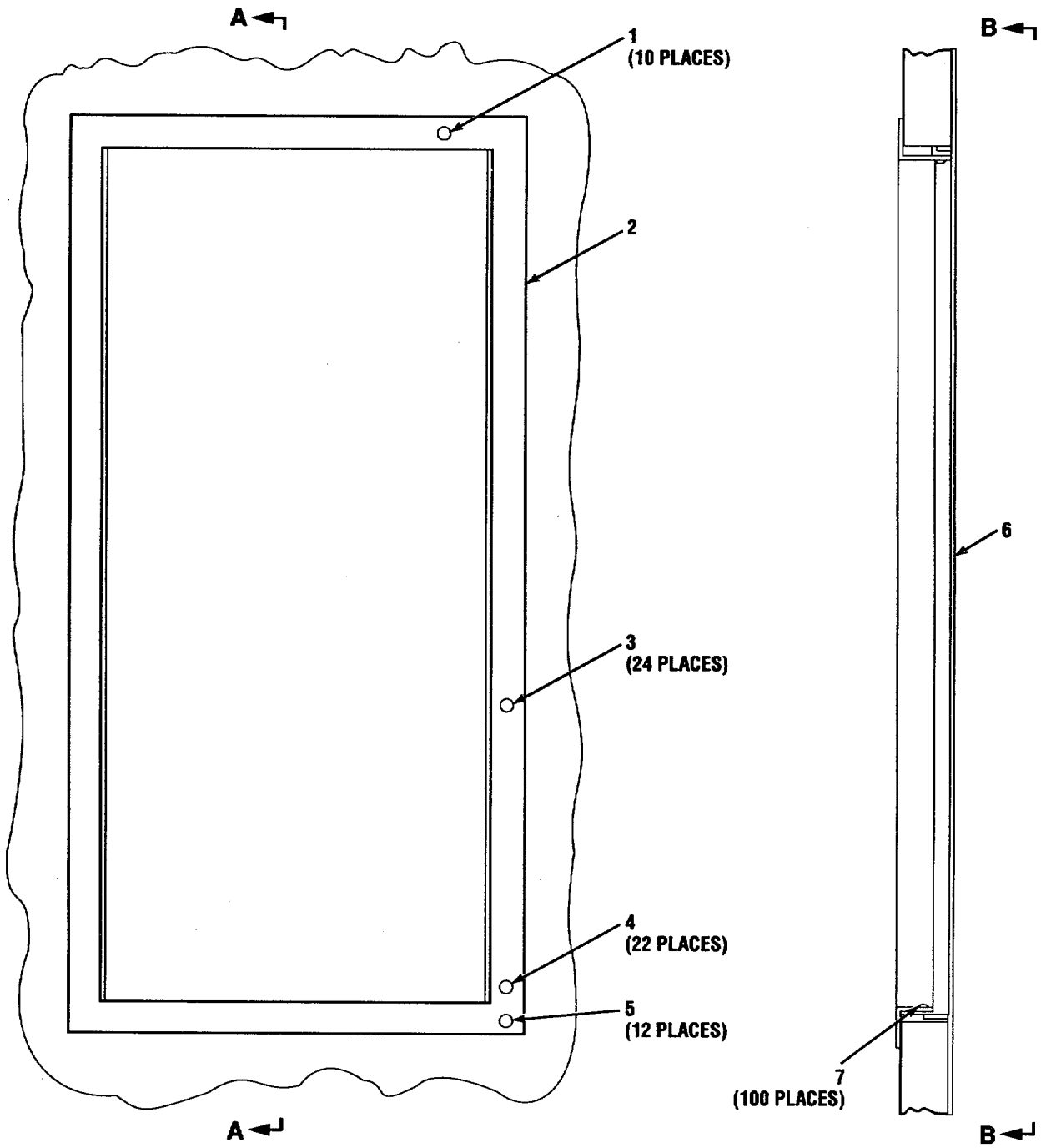
(1) ITEM NO	(2) SMR CODE	(3) CAGEC	(4) PART NUMBER	(5) DESCRIPTION AND USABLE ON CODES (UOC)	(6) QTY
-------------------	--------------------	--------------	-----------------------	--	------------

GROUP 02 FRAME INSTALLATION, SIGNAL
ENTRY (A3032258)

FIG. 21

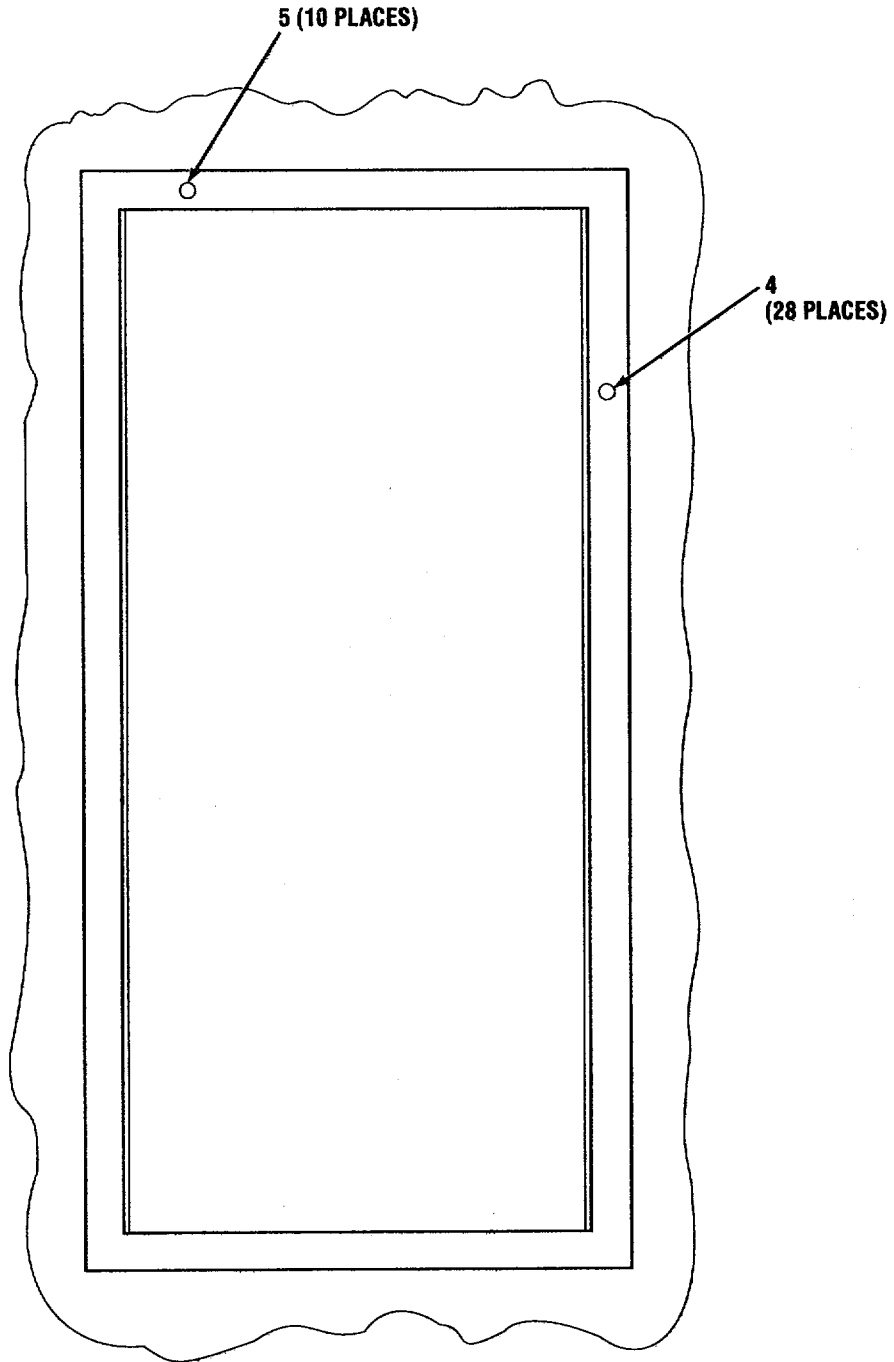
1	XBHZZ	80063	SC-D-681080-49	NUT, BLIND RIVET	10
2	PAHZZ	80063	SC-D-681080-59	NUT, BLIND RIVET	14
3	XBHZZ	80063	A3032209	FRAME, EXTERIOR, SIGN	1
4	PAHZZ	80063	A3032289-1	RIVET, BLIND OPEN EN	28
5	PAHZZ	81349	M24243/7-A604H	RIVET, BLIND	22
6	XBHZZ	80063	A3032208	FRAME, INTERIOR, SIGN.....	1
7	PAHZZ	81349	M24243/7-A606H	RIVET, BLIND	66

END OF FIGURE



CE2KD-041

Figure 22. Frame Installation, Power Entry (A3032257) (Sheet 1 of 2)



CE2KD-042

Figure 22. Frame Installation, Power Entry (A3032257) (Sheet 2 of 2)

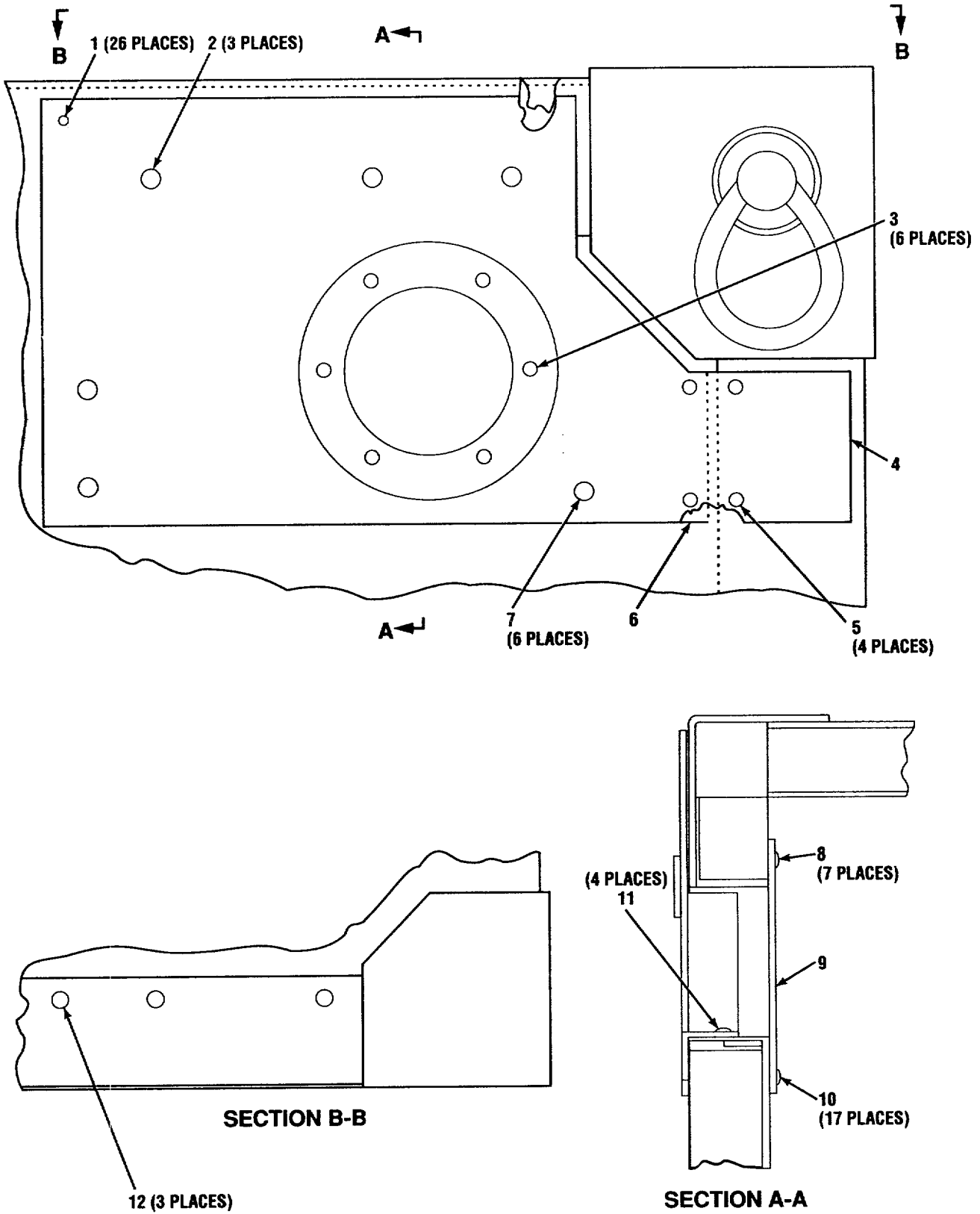
(1) ITEM NO	(2) SMR CODE	(3) CAGEC	(4) PART NUMBER	(5) DESCRIPTION AND USABLE ON CODES (UOC)	(6) QTY
-------------------	--------------------	--------------	-----------------------	--	------------

GROUP 03 FRAME INSTALLATION, POWER
ENTRY (A3032257)

FIG. 22

1	PAHZZ	80063	SC-D-681080-49	NUT, BLIND RIVET	10
2	XBHZZ	80063	A3032207	FRAME, EXTERIOR, POWE	1
3	PAHZZ	80063	SC-D-681080-59	NUT, BLIND RIVET	24
4	PAHZZ	80063	A3032289-1	RIVET, BLIND OPEN EN	50
5	PAHZZ	81349	M24243/7-A604H	RIVET, BLIND	22
6	XBHZZ	80063	A3032206	FRAME, INTERIOR, POWE	1
7	PAHZZ	81349	M24243/7-A606H	RIVET, BLIND	100

END OF FIGURE



CE2KD-043

Figure 23. Frame Installation, HF Transmitter (A3032261)

(1) ITEM NO	(2) SMR CODE	(3) CAGEC	(4) PART NUMBER	(5) DESCRIPTION AND USABLE ON CODES (UOC)	(6) QTY
-------------------	--------------------	--------------	-----------------------	--	------------

GROUP 04 FRAME INSTALLATION, HF
TRANSMITTER (A3032261)

FIG. 23

1	PAHZZ	81349	M24243/7-A606H	RIVET, BLIND	26
2	XBHZZ	80063	SC-D-681080-64	NUT, BLIND RIVET	3
3	XBHZZ	80063	SC-D-681080-32	NUT, BLIND RIVET	6
4	XBHZZ	80063	A3032252	FRAME, EXTERIOR, TRAN	1
5	PAHZZ	96906	MS20601B6W10	RIVET, BLIND	4
6	XBHZZ	80063	A3086880	SHIM, ENTRY	1
7	XBHZZ	80063	SC-D-681076-54	NUT, BLIND RIVET	6
8	PAHZZ	81349	M24243/7-A604H	RIVET, BLIND	7
9	XBHZZ	80063	A3032211	FRAME, INTERIOR, TRAN.....	1
10	PAHZZ	18876	10640709-1	RIVET, BLIND	17
11	PAHZZ	81349	M24243/6-A604H	RIVET, BLIND	4
12	XBHZZ	80063	SC-D-681080-66	NUT, BLIND RIVET	3

END OF FIGURE

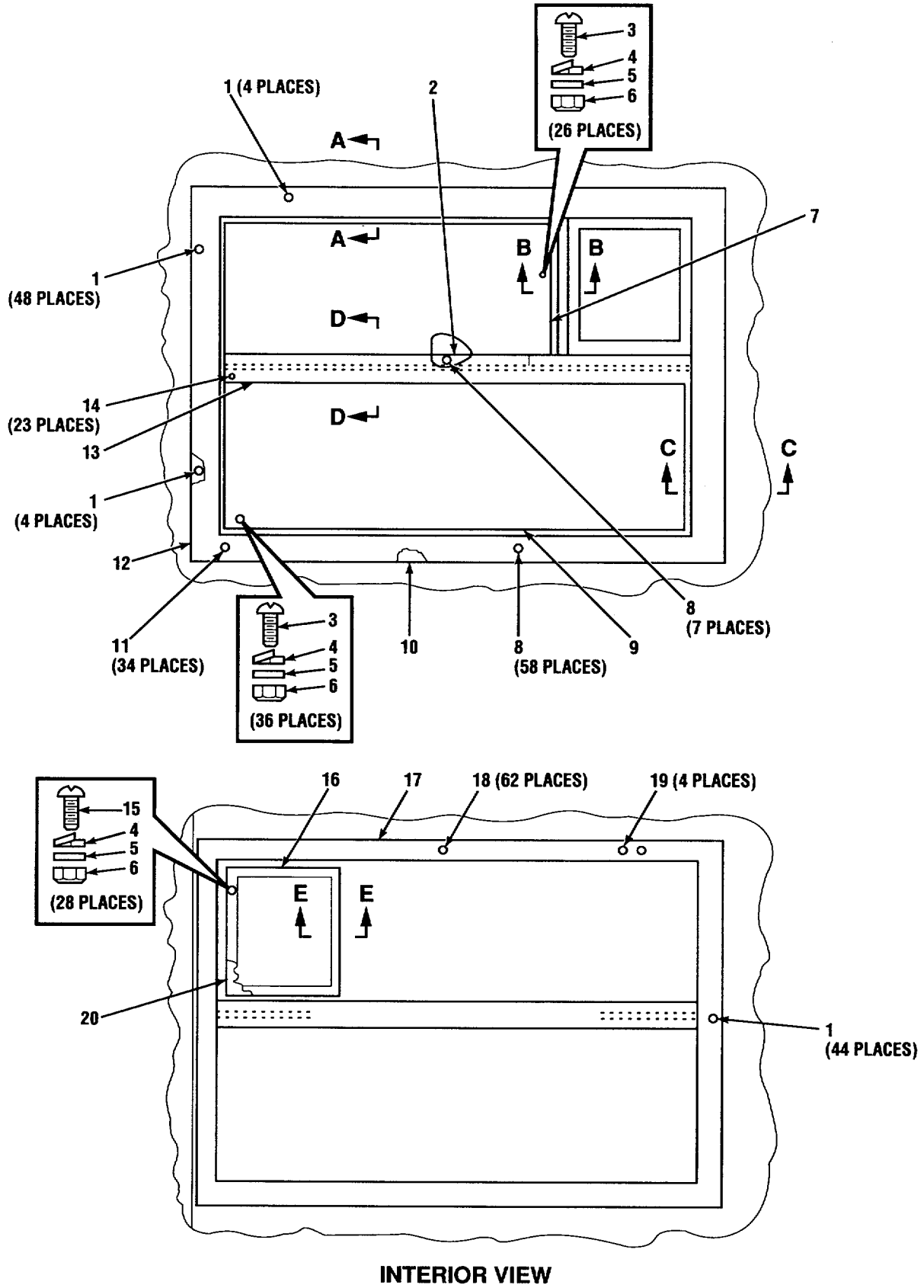
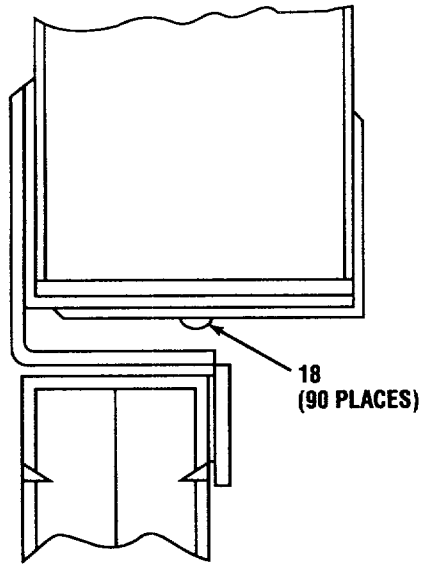
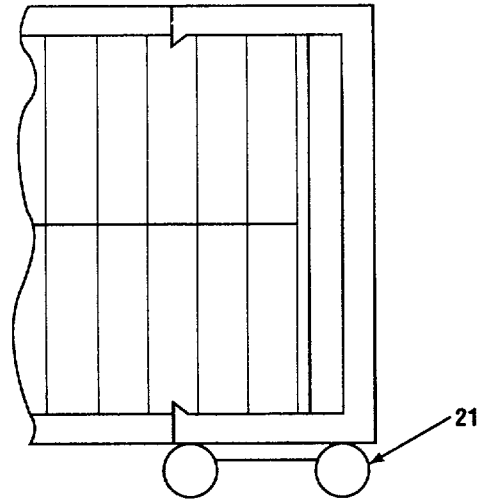


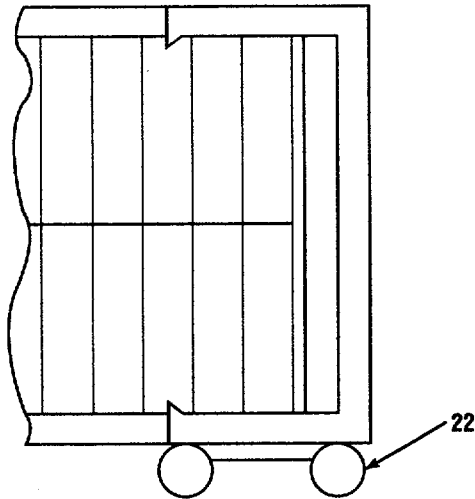
Figure 24. Frame Installation, Air Conditioner (A3032265) (Sheet 1 of 2)



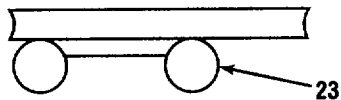
SECTION A-A



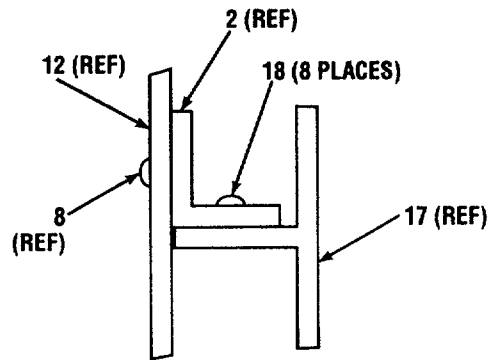
SECTION B-B



SECTION C-C



SECTION E-E



SECTION D-D

Figure 24. Frame Installation, Air Conditioner (A3032265) (Sheet 2 of 2)

(1) ITEM NO	(2) SMR CODE	(3) CAGEC	(4) PART NUMBER	(5) DESCRIPTION AND USABLE ON CODES (UOC)	(6) QTY
SECTION II					
GROUP 05 FRAME INSTALLATION, AIR CONDITIONER (A3032265)					
FIG. 24					
1	PAHZZ	80063	A3032289-1	RIVET, BLIND OPEN EN.....	100
2	XBHZZ	80063	A3086349	ANGLE, STIFFENER	1
3	PAHZZ	96906	MS51957-51	SCREW, MACHINE	62
4	PAHZZ	96906	MS35338-137	WASHER, LOCK.....	90
5	PAHZZ	96906	MS15795-841	WASHER, FLAT.....	90
6	PAHZZ	81349	M45938/4-7	NUT, PLAIN, CLINCH.....	90
7	XBHZZ	80063	A3032220	RFI FILTER ASSEMBLY.....	1
8	PAHZZ	81349	M24243/7-A604H	RIVET, BLIND	65
9	XBHZZ	80063	A3032263	RFI FILTER ASSEMBLY.....	1
10	XBHZZ	80063	A3032218	FRAME, EXTERIOR, AIR	1
11	XBHZZ	80063	SC-D-681080-30	NUT, BLIND RIVET.....	34
12	XBHZZ	80063	A3032264	FRAME, FILTER AIR CO.....	1
13	XBHZZ	80063	A3032136	RETAINER, FILTER.....	1
14	PAHZZ	96906	MS51959-51	SCREW, MACHINE	23
15	PAHZZ	96906	MS51957-45	SCREW, MACHINE	28
16	XBHZZ	80063	A3032234	COVER, CONTROL ACCES	1
17	XBHZZ	80063	A3032262	FRAME, INTERIOR,	1
18	PAHZZ	81349	M24243/6-A604H	RIVET, BLIND	160
19	PAHZZ	81349	M24243/6-A608H	RIVET, BLIND	4
20	XBHZZ	80063	A3032264-1	FRAME.....	1
21	PCHZZ	80063	A3032306-8	GASKET, SHIELDING	1
22	PCHZZ	80063	A3032306-6	GASKET.....	1
23	PCHZZ	80063	A3032306-9	GASKET, SHIELDING	1

END OF FIGURE

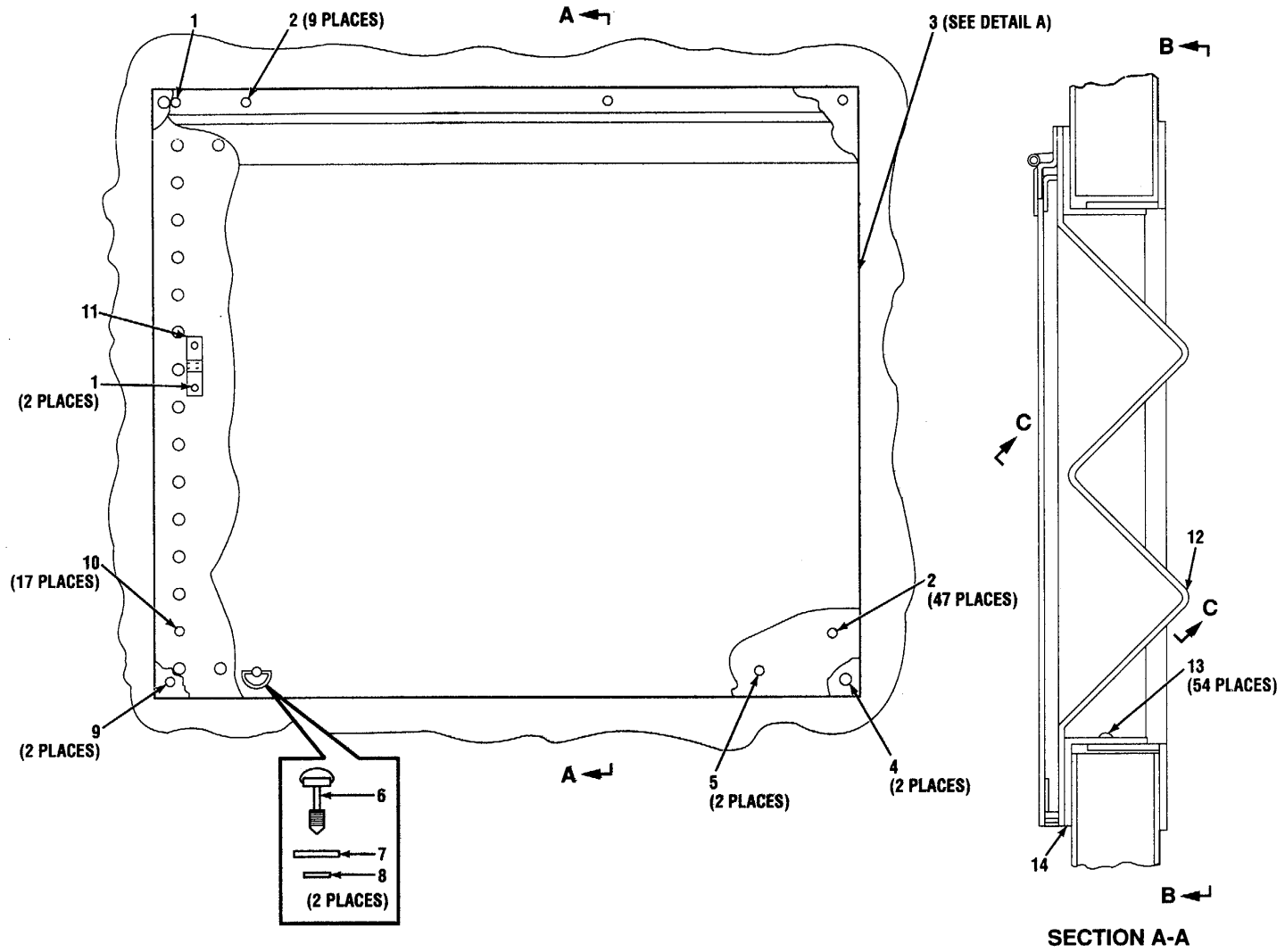


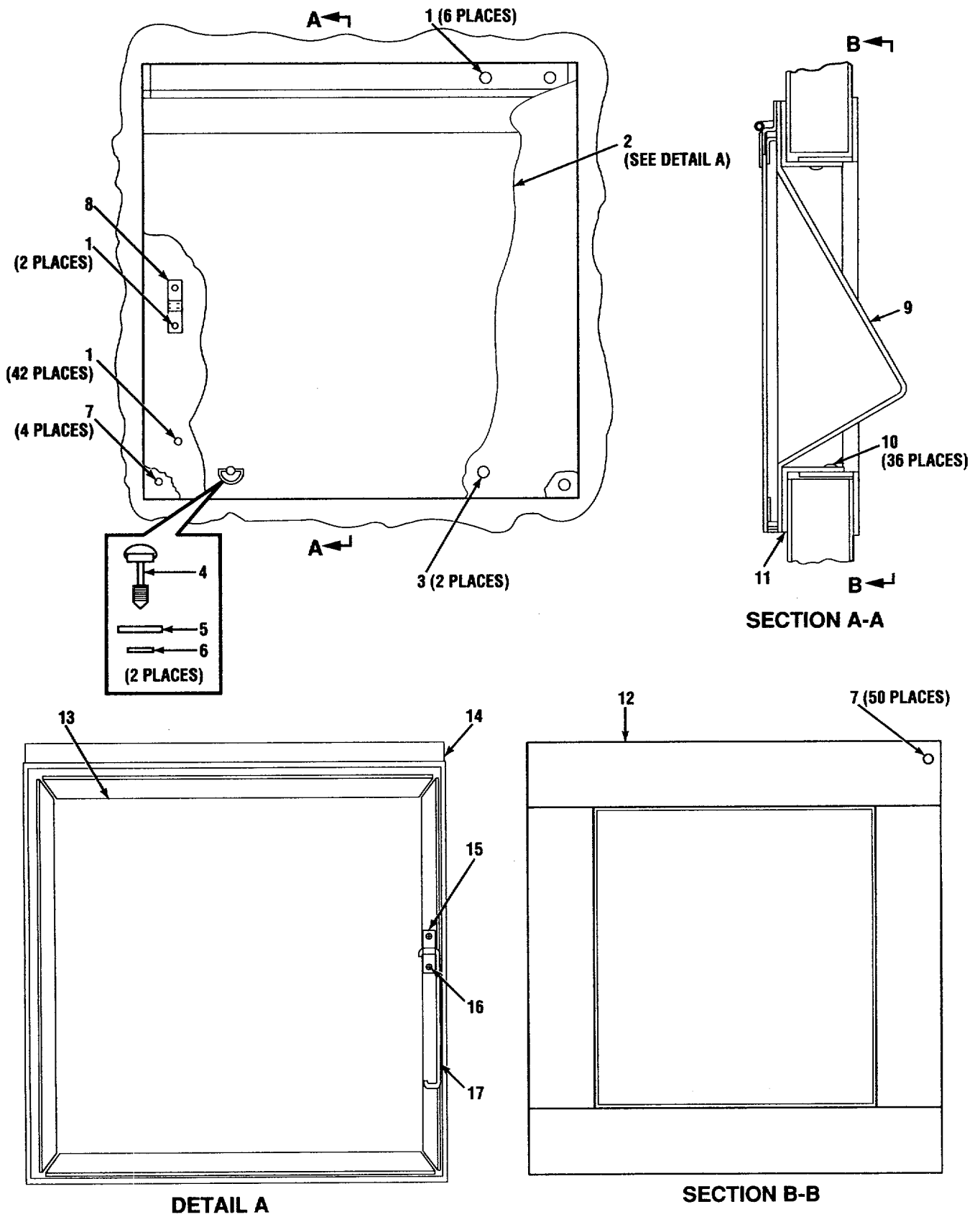
Figure 25. Frame and Cover Instl., DC Power Entry (A3032259) (Sheet 1 of 3)

SECTION II

TM 11-5411-215-14P

(1) ITEM NO	(2) SMR CODE	(3) CAGEC	(4) PART NUMBER	(5) DESCRIPTION AND USABLE ON CODES (UOC)	(6) QTY
GROUP 06 FRAME AND COVER INSTL., DC POWER ENTRY (A3032259)					
FIG. 25					
1	XBHZZ	80063	A3032289-3	RIVET, BLIND	3
2	PAHZZ	81349	M24243/6-A606H	RIVET, BLIND	56
3	XBHZZ	80063	A3032253	COVER ASSEMBLY, DC P.....	1
4	PAHZZ	81349	M24243/7-A604H	RIVET, BLIND	53
5	XBHZZ	80063	SC-D-681076-45	NUT, BLIND RIVET.....	2
6	PAHZZ	80063	A3032330-2	SCREW, EXTERNALLY RE	2
7	PAHZZ	80063	A3032331	WASHER, SEAL	2
8	PAHZZ	80063	A3032321	RETAINER	2
9	PAHZZ	80063	A3032289-1	RIVET, BLIND OPEN EN.....	21
10	XBHZZ	80063	A3032289-2	RIVET, BLIND	17
11	XBHZZ	80063	A3032320	RETAINER, BRACE.....	1
12	XBHZZ	80063	A3032254	PANEL, POWER ENTRY.....	1
13	PAHZZ	81349	M24243/7-A606H	RIVET, BLIND	54
14	XBHZZ	80063	A3032213	FRAME, EXTERIOR, DC P.....	1
15	PAHZZ	80063	SC-D-681080-59	NUT, BLIND RIVET	4
16	PAHZZ	80063	SC-D-681080-49	NUT, BLIND RIVET	10
17	XBHZZ	80063	A3032212	FRAME, INTERIOR, DC P.....	1
18	PAHZZ	96906	MS51958-67	SCREW, MACHINE	2
19	PAHZZ	96906	MS35338-138	WASHER, LOCK.....	2
20	PAHZZ	96906	MS15795-842	WASHER, FLAT.....	2
21	PAHZZ	80063	A3086945	STANDOFF	2
22	XBHZZ	80063	A3032309-2	COVER.....	1
23	PCHZZ	80063	A3032379-3	GASKET, COVER.....	1
24	XBHZZ	80063	A3032319	BRACE, COVER	1
25	XBHZZ	80063	A3032320	RETAINER, BRACE.....	1
26	PAHZZ	81349	M24243/6-A402H	RIVET, BLIND	2

END OF FIGURE



CE2KD-049

Figure 26. Frame and Cover Instl., HF Ant. Entry (A3032260-1)

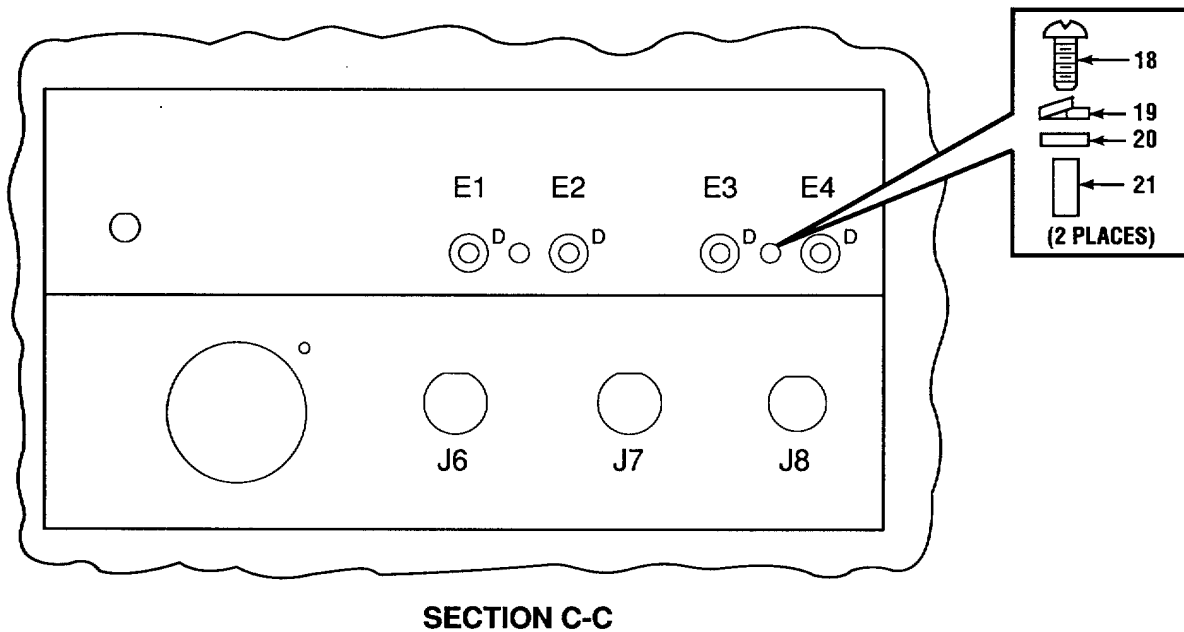
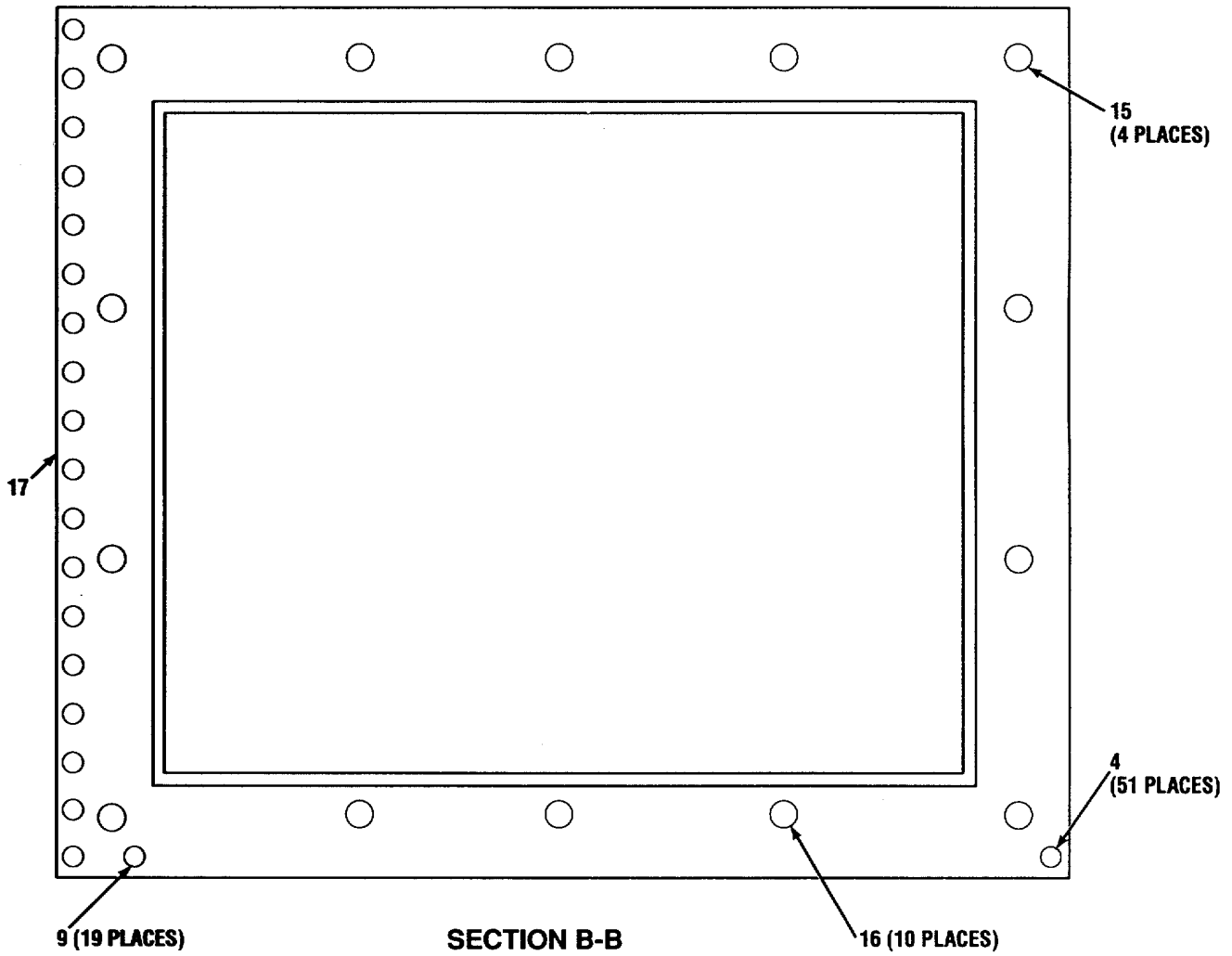
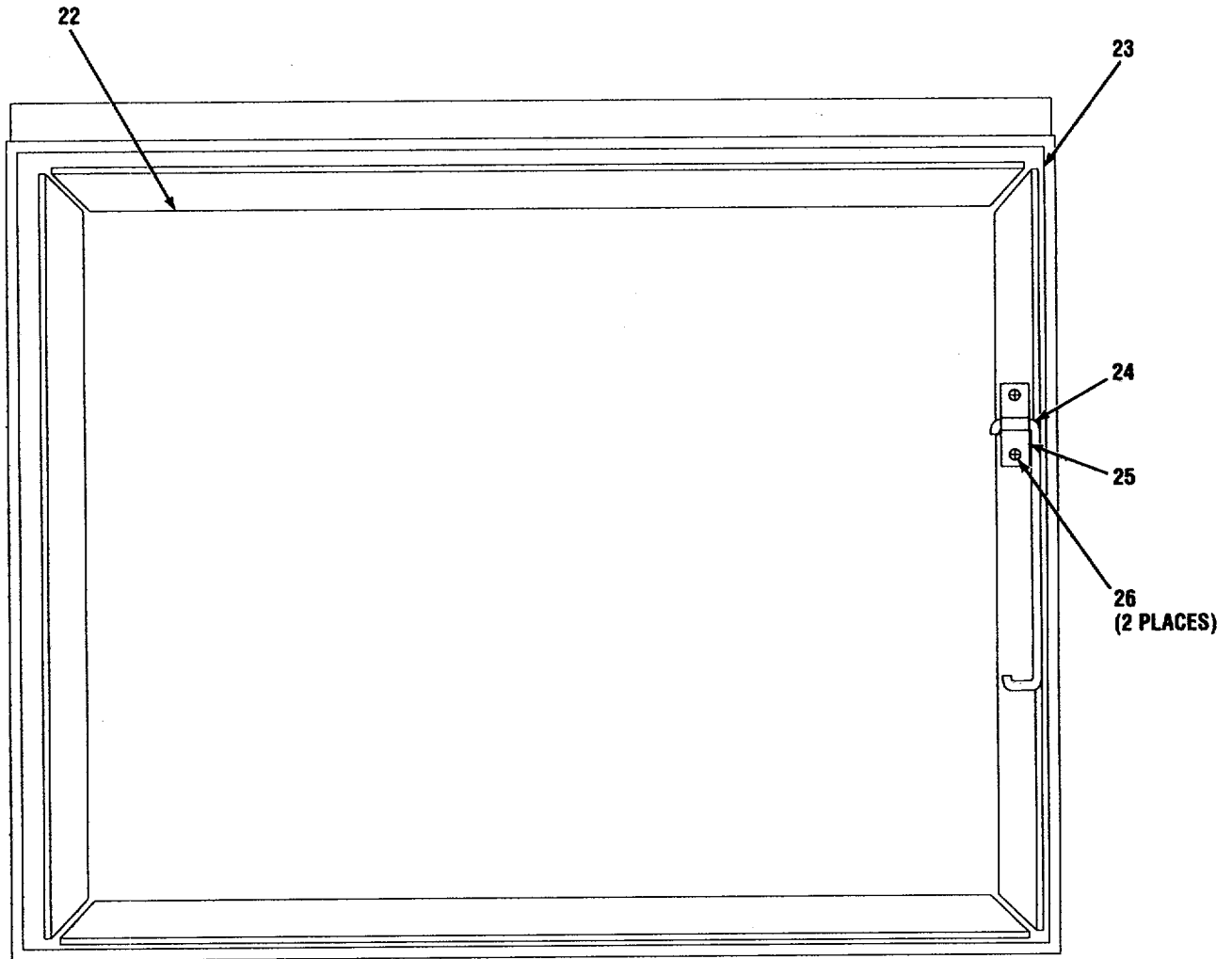


Figure 25. Frame and Cover Instl., DC Power Entry (A3032259) (Sheet 2 of 3)



DETAIL A

CE2KD-048

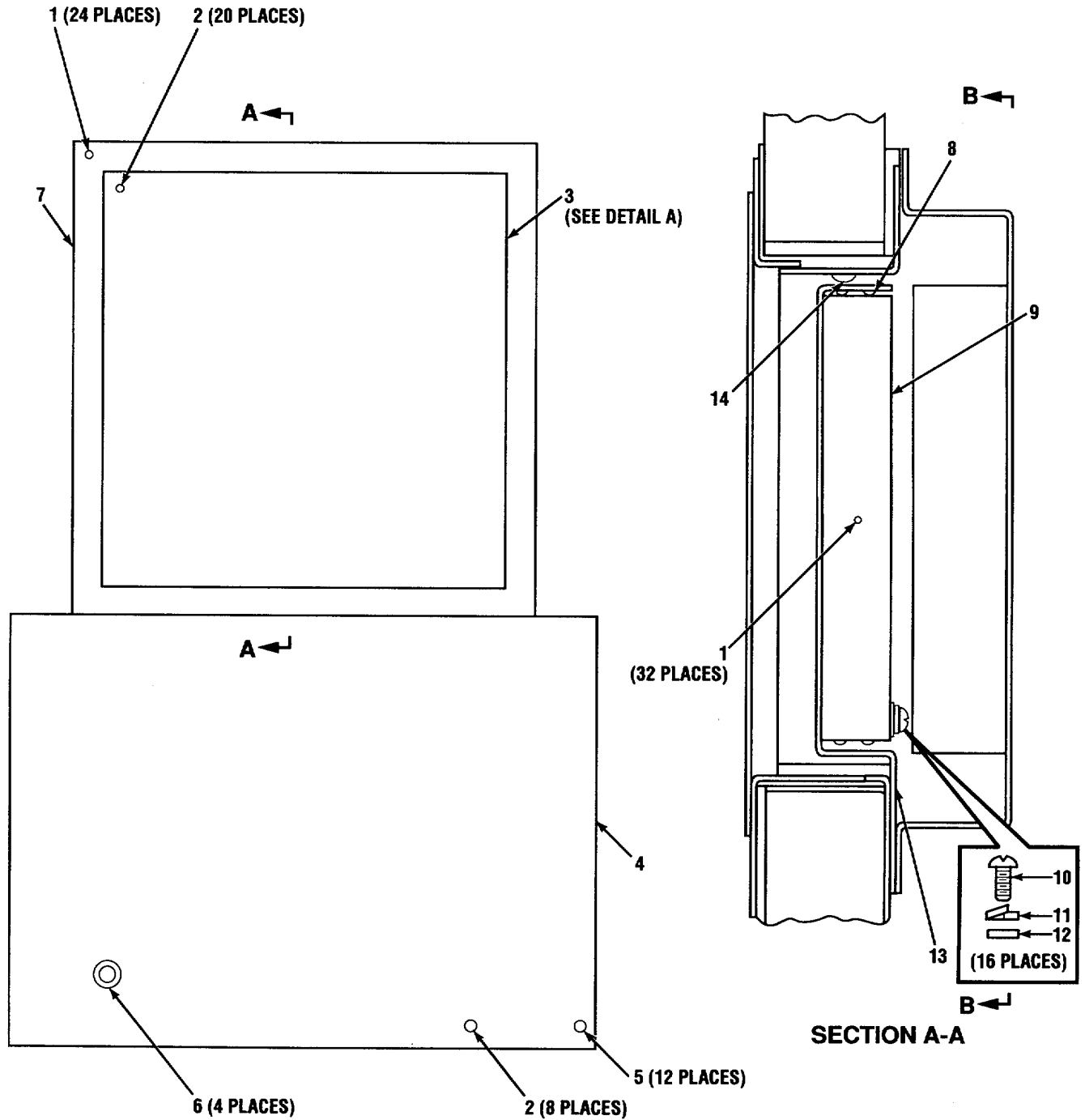
Figure 25. Frame and Cover Instl., DC Power Entry (A3032259) (Sheet 3 of 3)

SECTION II

TM 11-5411-215-14P

(1) ITEM NO	(2) SMR CODE	(3) CAGEC	(4) PART NUMBER	(5) DESCRIPTION AND USABLE ON CODES (UOC)	(6) QTY
				GROUP 07 FRAME AND COVER INSTL., HF ANT. ENTRY (A3032260-1)	
				FIG. 26	
1	PAHZZ	81349	M24243/6-A606H	RIVET, BLIND	50
2	XBHZZ	80063	A3032256	COVER ASSEMBLY, ANTE.....	1
3	PAHZZ	80063	SC-D-681076-45	NUT, BLIND RIVET	2
4	PAHZZ	80063	A3032330-2	SCREW, EXTERNALLY RE	2
5	PAHZZ	80063	A3032331	WASHER, SEAL	2
6	PAHZZ	80063	A3032321	RETAINER	2
7	PAHZZ	81349	M24243/7-A604H	RIVET, BLIND	54
8	XBHZZ	80063	A3032320	RETAINER, BRACE.....	1
9	XBHZZ	80063	A3032255-1	PANEL, POWER ENT.....	1
10	PAHZZ	81349	M24243/7-A606H	RIVET, BLIND	36
11	XBHZZ	80063	A3032215	FRAME, EXTERIOR, ANTE.....	1
12	XBHZZ	80063	A3032214	FRAME, INTERIOR, ANTE.....	1
13	XBHZZ	80063	A3032309-3	COVER.....	1
14	PCHZZ	80063	A3032379-1	GASKET, COVER.....	1
15	XBHZZ	80063	A3032320	RETAINER, BRACE.....	1
16	PAHZZ	81349	M24243/6-A402H	RIVET, BLIND	2
17	XBHZZ	80063	A3032319	BRACE, COVER	1

END OF FIGURE



CE2KD-050

Figure 27. Frame, Louver (A3032266) (Sheet 1 of 2)

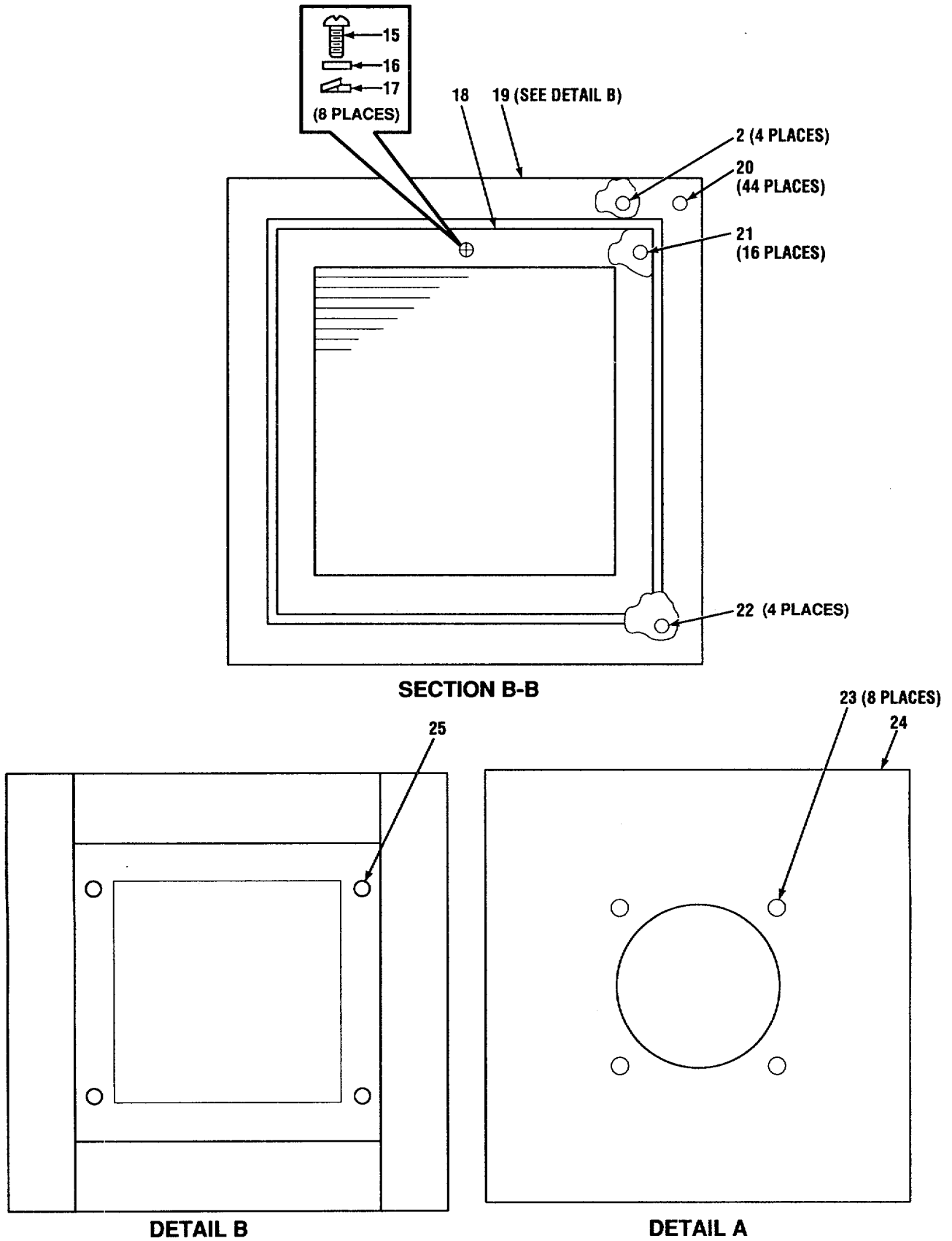
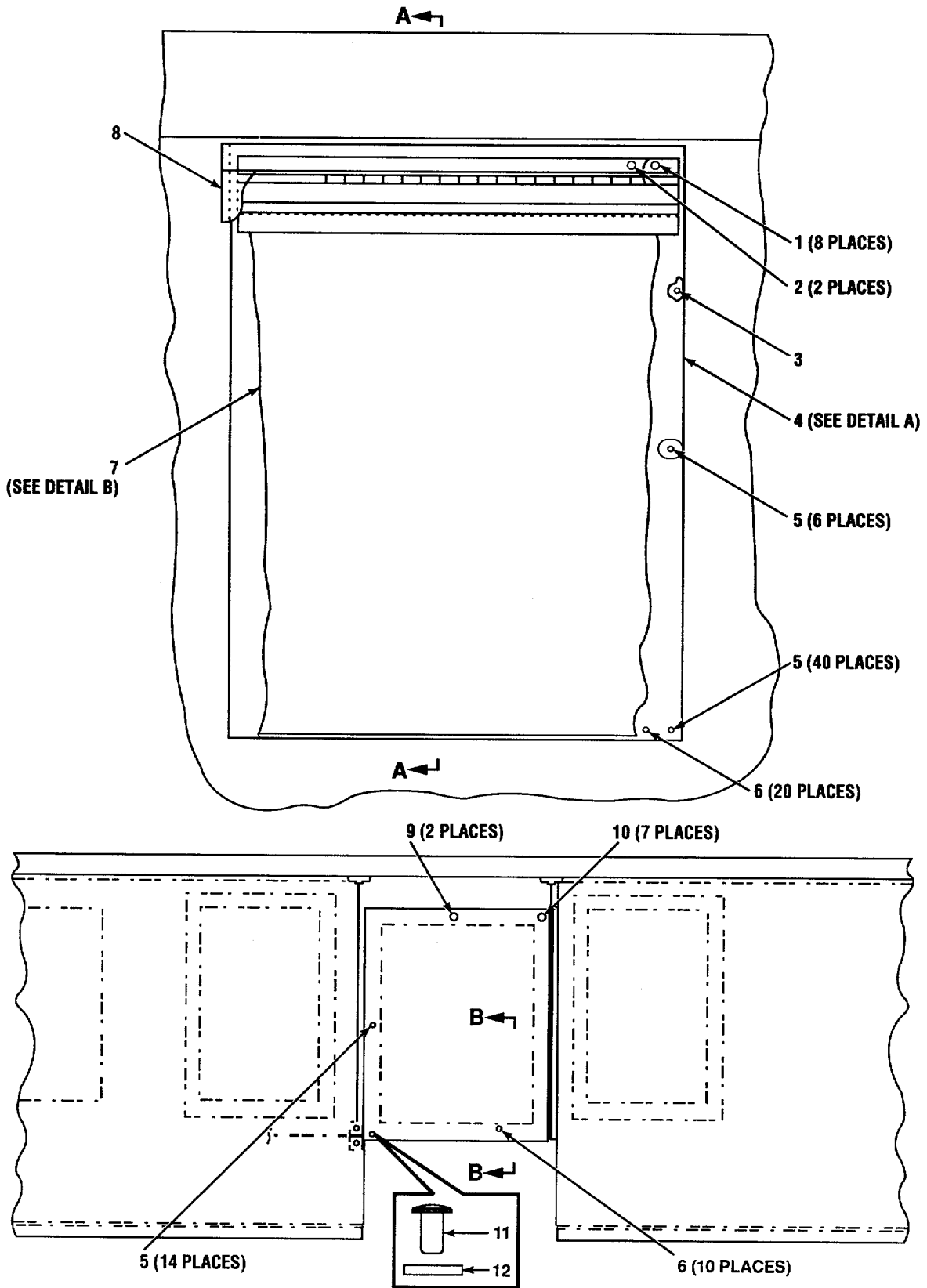


Figure 27. Frame, Louver (A3032266) (Sheet 2 of 2)

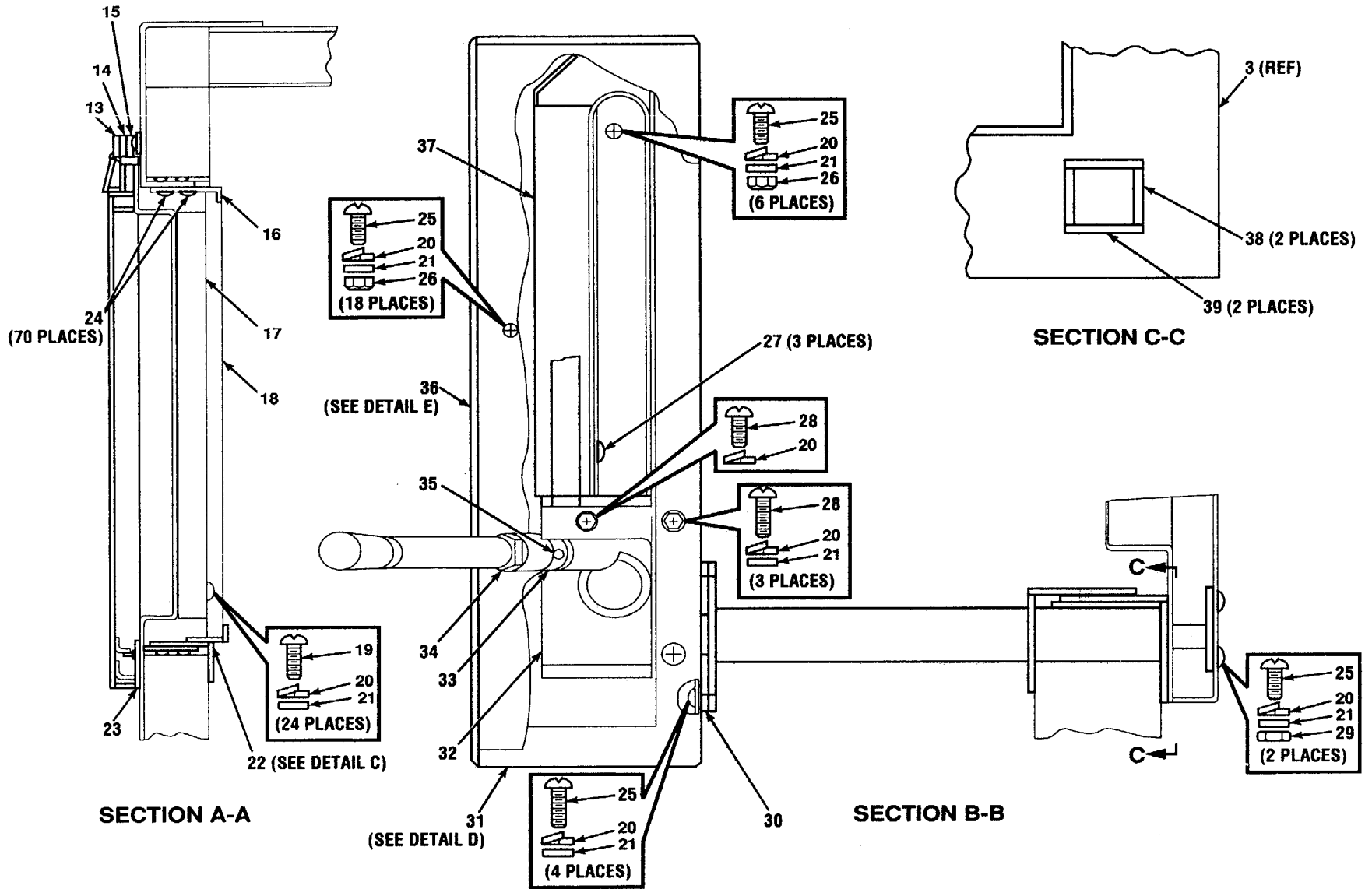
(1) ITEM NO	(2) SMR CODE	(3) CAGEC	(4) PART NUMBER	(5) DESCRIPTION AND USABLE ON CODES (UOC)	(6) QTY
GROUP 08 FRAME, LOUVER (A3032266)					
FIG. 27					
1	PAHZZ	81349	M24243/6-A604H	RIVET, BLIND	56
2	PAHZZ	81349	M24243/7-A606H	RIVET, BLIND	32
3	XBHZZ	80063	A3032223	PLATE, MOUNTING, CBR.....	1
4	XBHZZ	80063	A3032227	PLATE, MOUNTING	1
5	PAHZZ	80063	A3032289-2	RIVET, BLIND	12
6	XBHZZ	80063	SC-D-681080-53	NUT, BLIND RIVET.....	4
7	XBHZZ	80063	A3032224	FRAME, EXTERIOR, LOUV	1
8	PCHZZ	80063	A3032306-2	GASKET	1
9	XBHZZ	80063	A3032272	RFI FILTER ASSEMBLY.....	1
10	PAHZZ	96906	MS51957-51	SCREW, MACHINE	16
11	PAHZZ	96906	MS35338-137	WASHER, LOCK.....	16
12	PAHZZ	96906	MS15795-841	WASHER, FLAT.....	16
13	XBHZZ	80063	A3032226	FRAME, FILTER, CB	1
14	XBHZZ	80063	A3032225	FRAME, INTERIOR, LOUV.....	1
15	PAHZZ	96906	MS51958-63	SCREW, MACHINE	8
16	PAHZZ	96906	MS35338-138	WASHER, LOCK.....	8
17	PAHZZ	96906	MS15795-842	WASHER, FLAT	8
18	XBHZZ	80063	A3032233	LOUVER.....	1
19	XBHZZ	80063	A3032235	FRAME ASSEMBLY, LOUV.....	1
20	PAHZZ	81349	M24243/6-A606H	RIVET, BLIND	44
21	PAHZZ	81349	M45938/4-8	NUT, PLAIN, CLINCH	16
22	PAHZZ	81349	M24243/7-A604H	RIVET, BLIND	4
23	PAHZZ	80063	SC-D-681076-40	NUT, BLIND RIVET-FL	8
24	XBHZZ	80063	A3032223-1	PLATE, MOUNTING	1
25	PAHZZ	81349	M45938/4-9	NUT, PLAIN, CLINCH.....	8

END OF FIGURE



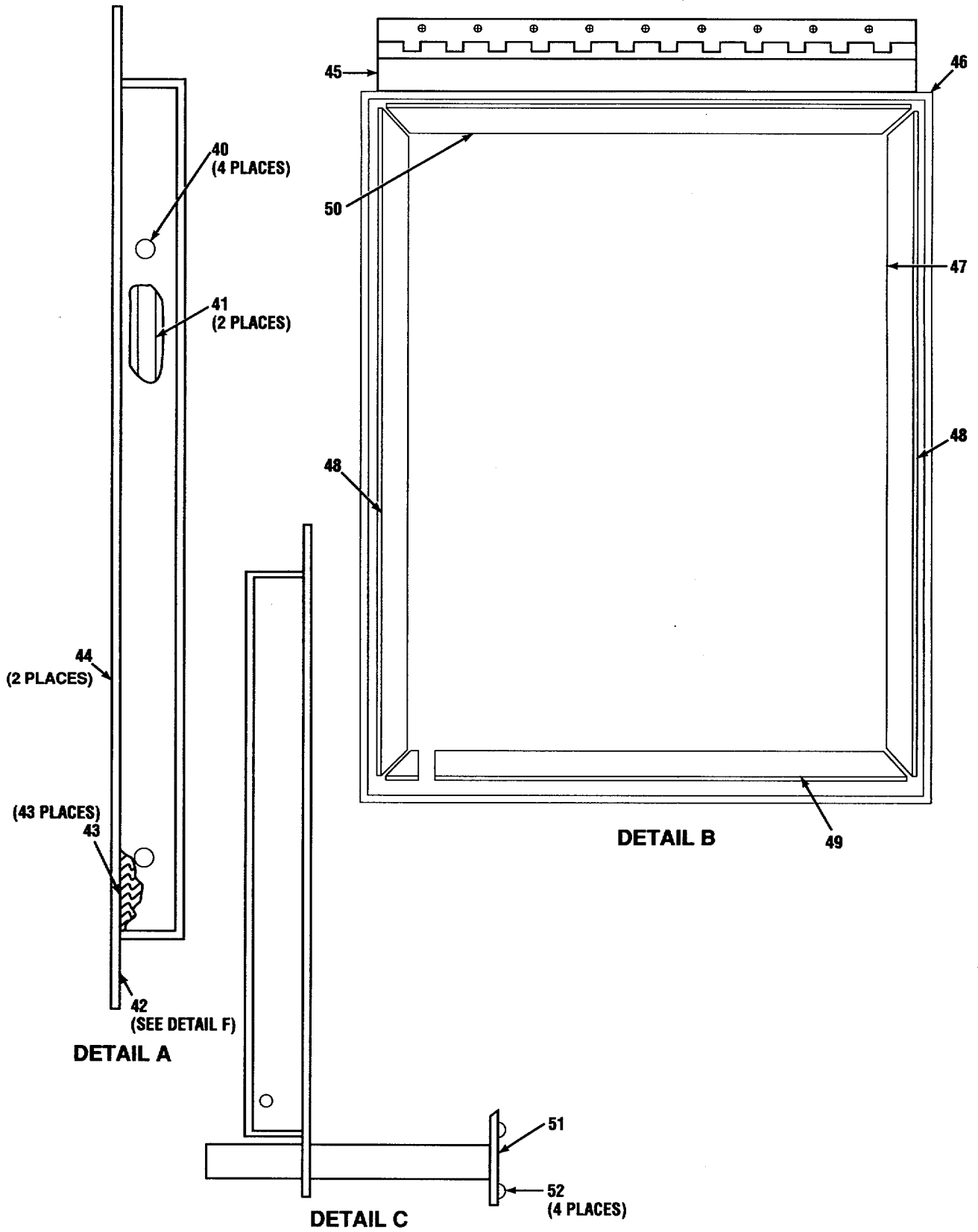
CEK2K-052

Figure 28. Frame Instl., Cover and Louver (A3032285) (Sheet 1 of 4)



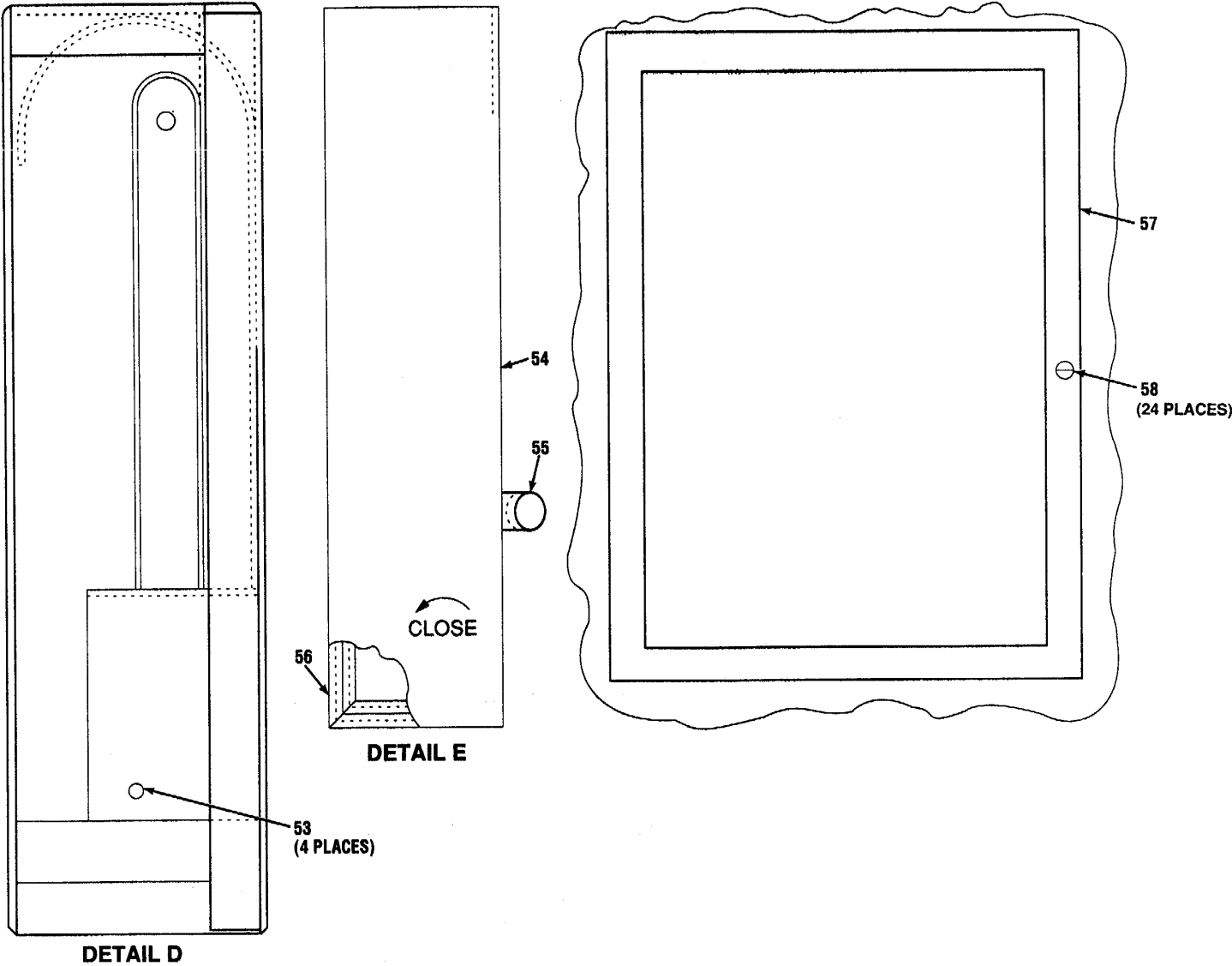
CE2KD-053

Figure 28. Frame Instl., Cover and Louver (A3032285) (Sheet 2 of 4)



CE2KD-054

Figure 28. Frame Instl., Cover and Louver (A3032285) (Sheet 3 of 4)



CE2KD-055

Figure 28. Frame Instl., Cover and Louver (A3032285) (Sheet 4 of 4)

SECTION II

TM 11-5411-215-14P

(1) ITEM NO	(2) SMR CODE	(3) CAGEC	(4) PART NUMBER	(5) DESCRIPTION AND USABLE ON CODES (UOC)	(6) QTY
GROUP 09 FRAME INSTL., COVER AND LOUVER (A3032285)					
FIG. 28					
1	PAHZZ	81349	M24243/1-A616	RIVET, BLIND	8
2	PAHZZ	96906	MS20601B6W10	RIVET, BLIND	2
3	XBHZZ	80063	A3032222	FRAME, EXTERIOR	1
4	XBHZZ	80063	A3032284	LOUVER, AIR OPEN	1
5	PAHZZ	80063	A3032289-1	RIVET, BLIND OPEN EN	60
6	PAHZZ	81349	M24243/7-A604H	RIVET, BLIND	30
7	XBHZZ	80063	A3032282	COVER ASSEMBLY, AIR	1
8	XBHZZ	80063	A3032318-1	DRIP CAP	1
9	PAHZZ	80063	SC-D-681080-49	NUT, BLIND RIVET	2
10	PAHZZ	80063	SC-D-681080-59	NUT, BLIND RIVET	7
11	PAHZZ	96906	MS15795-841	WASHER, FLAT	57
12	XBHZZ	80063	SC-D-681076-59	NUT, BLIND RIVET	1
13	XBHZZ	80063	A3086472	WASHER, FLAT	1
14	XBHZZ	80063	A3032310-3	STRIP, DRIP CAP	1
15	XBHZZ	80063	A3032158	SPACER, COVER	1
16	XBHZZ	80063	A3032288-6	SHIM, RACEWAY	1
17	XBHZZ	80063	A3032281	FRAME, FILTER AIR OP	1
18	XBHZZ	80063	A3032280	RFI FILTER ASSEMBLY	1
19	PAHZZ	80063	A3032328-2	FILTER, AIR	1
20	PAHZZ	96906	MS51957-51	SCREW, MACHINE	24
21	PAHZZ	96906	MS35338-137	WASHER, LOCK	58
22	XBHZZ	80063	A3032221	FRAME, INTERIOR, HEAT	1
23	PCHZZ	80063	A3032306-6	GASKET	1
24	PAHZZ	81349	M24243/6-A606H	RIVET, BLIND	70
25	PAHZZ	96906	MS51957-46	SCREW, MACHINE	30
26	PAHZZ	80063	A3032340-1	NUT, SELF-CLINCHING	24
27	PAHZZ	18876	10640709-1	RIVET, BLIND	3
28	PAHZZ	96906	MS51957-49	SCREW, MACHINE	4
29	PAHZZ	96906	MS35649-284	NUT, PLAIN, HEXAGON	2
30	PCHZZ	80063	A3032306-11	GASKET, SHIELDING	1
31	XBHZZ	80063	A3086357	BOX ASSEMBLY, CHAIN	1
32	XBHZZ	80063	A3086885	CRANK	1
33	XBHZZ	80063	A3086355	SHAFT, CRANK	1
34	PCHZZ	80063	A3086824	BOOT, SHIELDING	1
35	PAHZZ	96906	MS16562-212	PIN, SPRING	1
36	XBHZZ	80063	A3086352	COVER, ENCLOSURE	1
37	XBHZZ	80063	A3086471	GUARD, CHAIN	1
38	XBHZZ	80063	A3086947-2	PLATE, WEAR	2
39	XBHZZ	80063	A3086947-1	PLATE, WEAR	2
40	XBHZZ	96906	MS24243/6-A403H	RIVET, BLIND	4
41	XBHZZ	80063	A3032298-2	SPACER, LOUVER	2
42	XBHZZ	80063	A3032283	LOUVER, AIR OPEN	1
43	XBHZZ	80063	A3032332-2	VANE, LOUVER	43
44	XBHZZ	80063	A3032243	STRIP, LOUVER MOUNTI	2
45	XBHZZ	80063	A3032142-2	BRACKET, COVER	1
46	PCHZZ	80063	A3032099	GASKET	1

SECTION II					
(1)	(2)	(3)	(4)	(5)	(6)
ITEM	SMR		PART		
NO	CODE	CAGEC	NUMBER	DESCRIPTION AND USABLE ON CODES (UOC)	QTY
47	XBHZZ	80063	A3032309-4	COVER, WEATHER	1
48	XBHZZ	80063	A3032242-2	RETAINER, COVER SEAL	2
49	XBHZZ	80063	A3032242-1	RETAINER, COVER SEAL	1
50	XBHZZ	80063	A3032242-3	RETAINER, COVER SEAL	1
51	XBHZZ	80063	A3086354	GUIDE ASSEMBLY, CHAI	1
52	PAHZZ	80063	A3032340-1	NUT, SELF-CLINCHING	4
53	PAHZZ	80063	A3032340-1	NUT, SELF-CLINCHING	4
54	XBHZZ	80063	A3086352-1	COVER.....	1
55	XBHZZ	80063	A3086352-2	TUBE	1
56	PCHZZ	80063	A3032306-10	GASKET	1
57	XBHZZ	80063	A3032283-1	LOUVER.....	1
58	PAHZZ	80063	A3032340-1	NUT, SELF-CLINCHING	24

END OF FIGURE

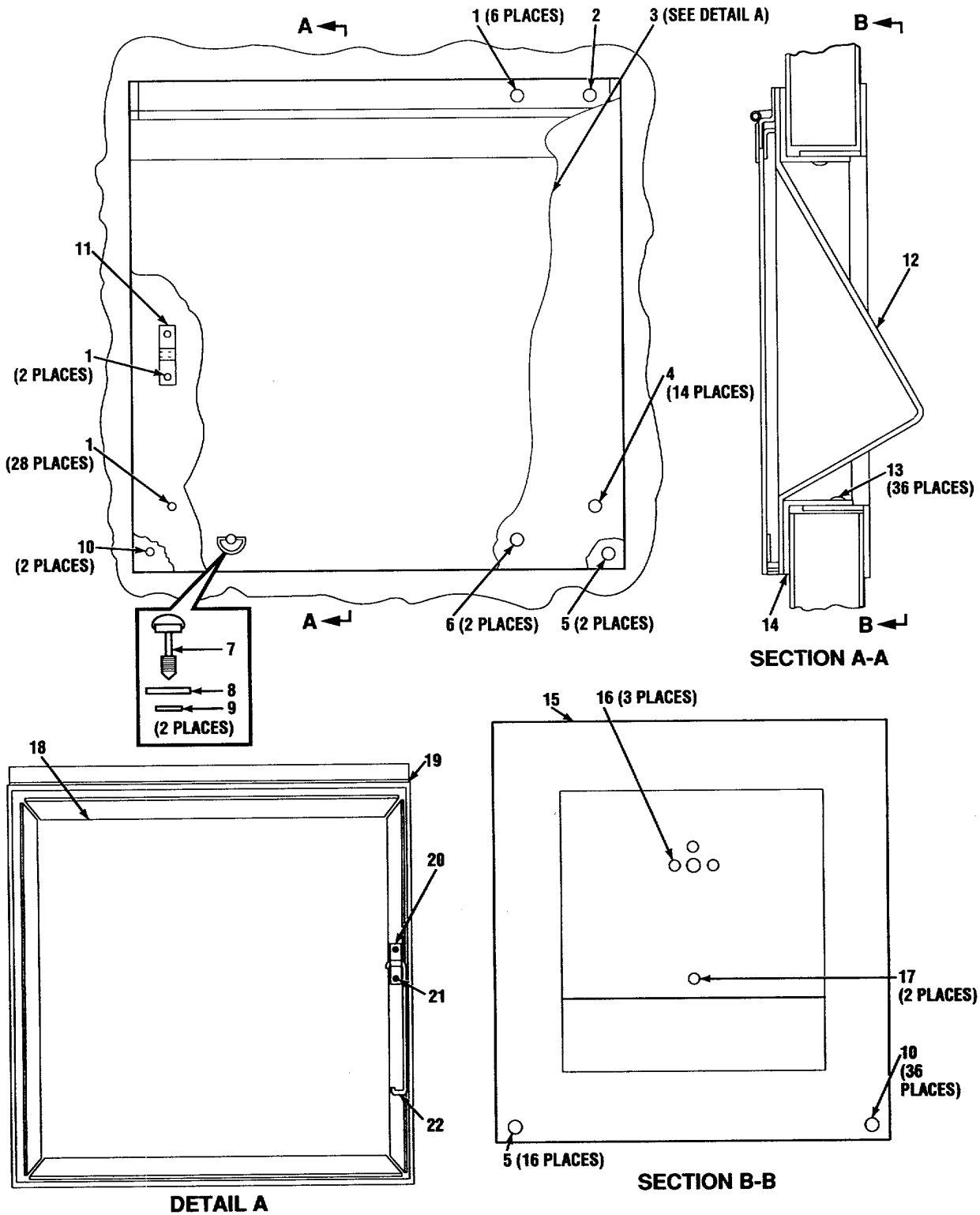


Figure 29. Frame and Cover, HF (A3032260-2)

SECTION II

TM 11-5411-215-14P

(1) ITEM NO	(2) SMR CODE	(3) CAGEC	(4) PART NUMBER	(5) DESCRIPTION AND USABLE ON CODES (UOC)	(6) QTY
				GROUP 10 FRAME AND COVER, HF (A3032260-2)	
				FIG. 29	
1	PAHZZ	81349	M24243/6-A606H	RIVET, BLIND	36
2	PAHZZ	80063	A3032289-3	RIVET, BLIND	1
3	XBHZZ	80063	A3032256	COVER ASSEMBLY, ANTE.....	1
4	PAHZZ	80063	A3032289-2	RIVET, BLIND	14
5	PAHZZ	80063	A3032289-1	RIVET, BLIND OPEN EN.....	18
6	PAHZZ	80063	SC-D-681076-45	NUT, BLIND RIVET.....	2
7	PAHZZ	80063	A3032330-2	SCREW, EXTERNALLY RE	2
8	PAHZZ	80063	A3032331	WASHER, SEAL	2
9	PAHZZ	80063	A3032321	RETAINER	2
10	PAHZZ	81349	M24243/7-A604H	RIVET, BLIND	38
11	XBHZZ	80063	A3032320	RETAINER, BRACE.....	1
12	XBHZZ	80063	A3032255-2	PANEL, POWER ENT.....	1
13	PAHZZ	81349	M24243/7-A606H	RIVET, BLIND	36
14	XBHZZ	80063	A3032215	FRAME, EXTERIOR, ANTE.....	1
15	XBHZZ	80063	A3086822	FRAME, INTERIOR	1
16	XBHZZ	80063	SC-D-681076-18	NUT, BLIND RIVET.....	3
17	PAHZZ	81349	M63540/1-23C	STUD, SELF-LOCKING	2
18	XBHZZ	80063	A3032309-3	COVER.....	1
19	PCHZZ	80063	A3032379-1	GASKET, COVER.....	1
20	XBHZZ	80063	A3032320	RETAINER, BRACE.....	1
21	PAHZZ	81349	M24243/6-A402H	RIVET, BLIND	2
22	XBHZZ	80063	A3032319	BRACE, COVER	1

END OF FIGURE

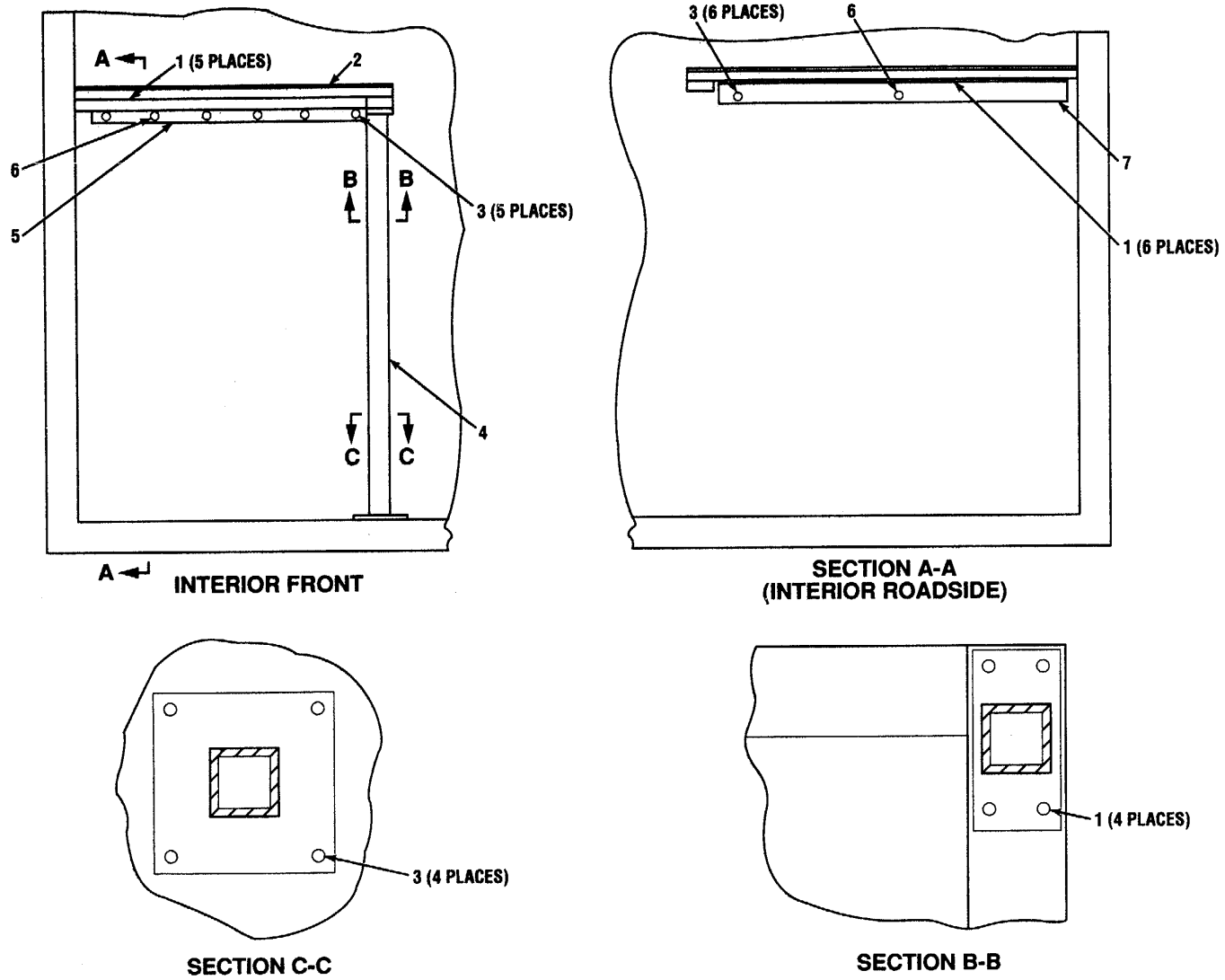


Figure 30. Table Assembly (A3032276)

(1) ITEM NO	(2) SMR CODE	(3) CAGEC	(4) PART NUMBER	(5) DESCRIPTION AND USABLE ON CODES (UOC)	(6) QTY
-------------------	--------------------	--------------	-----------------------	--	------------

GROUP 11 TABLE ASSEMBLY
(A3032276)

FIG. 30

1	PAHZZ	96906	MS51861-47C	SCREW, TAPPING, THREA.....	15
2	XBHZZ	80063	A3032240	TABLE ASSEMBLY.....	1
3	XBHZZ	81349	M24248/6-A604H	RIVET, BLIND	15
4	XBHZZ	80063	A3032241	LEG ASSEMBLY, SUPPOR.....	1
5	XBHZZ	80063	A3032238	BRACKET, ANGLE	1
6	PAHZZ	81349	M24248/6-A608H	RIVET, BLIND	2
7	XBHZZ	80063	A3032239	BRACKET, ANGLE	1

END OF FIGURE

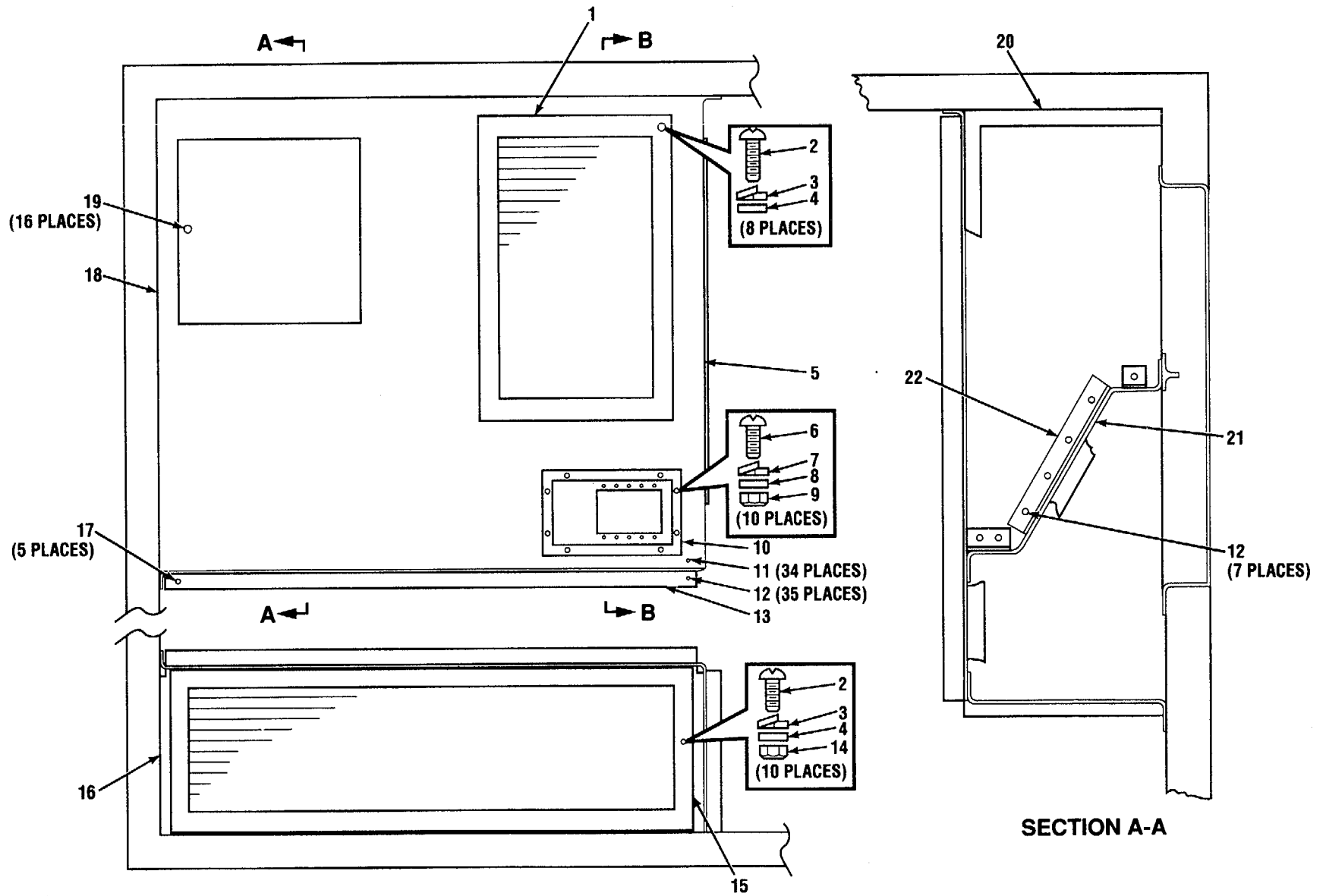
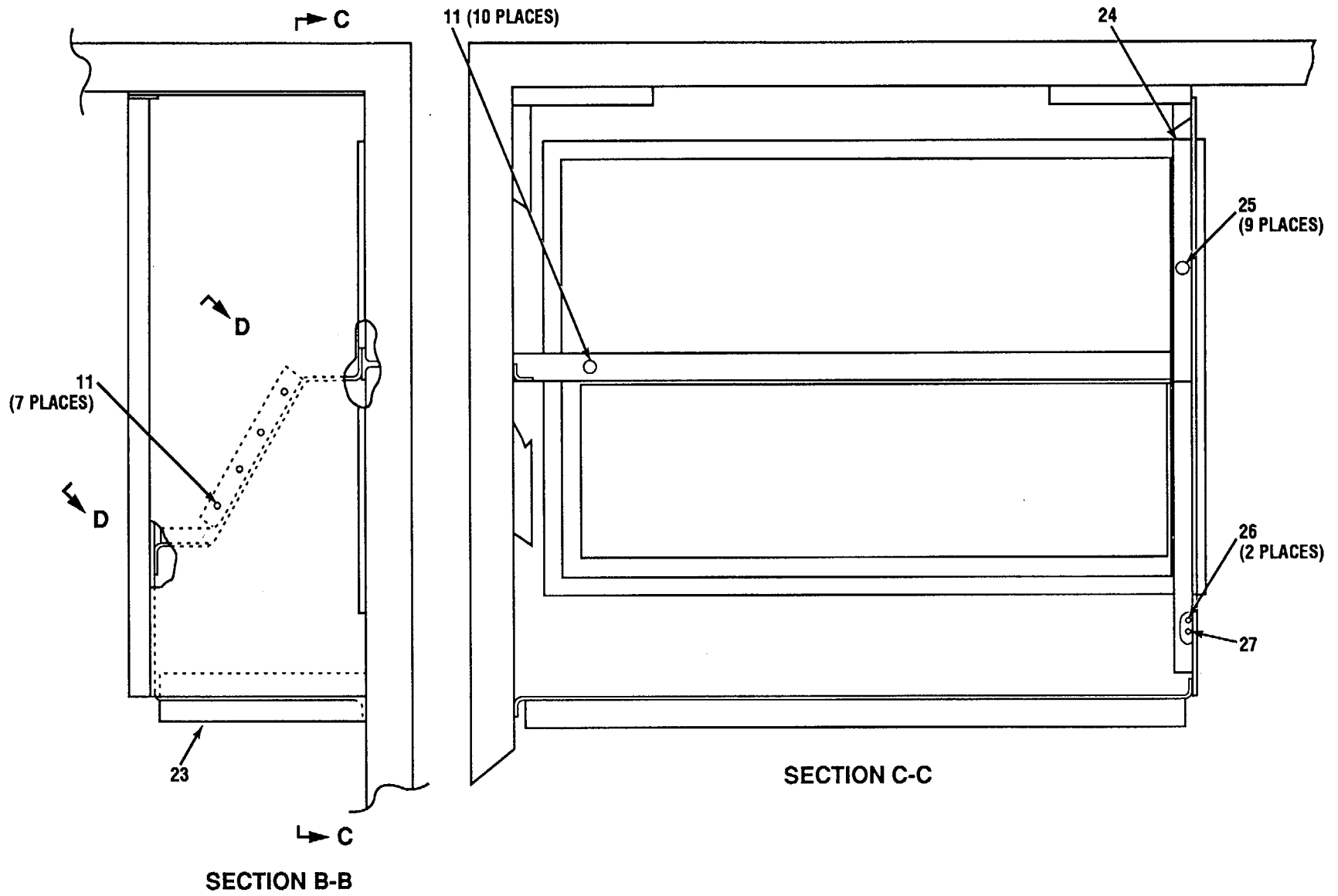


Figure 31. Air Plenum Assembly (A3032275) (Sheet 1 of 3)



CE2KD-059

Figure 31. Air Plenum Assembly (A3032275) (Sheet 2 of 3)

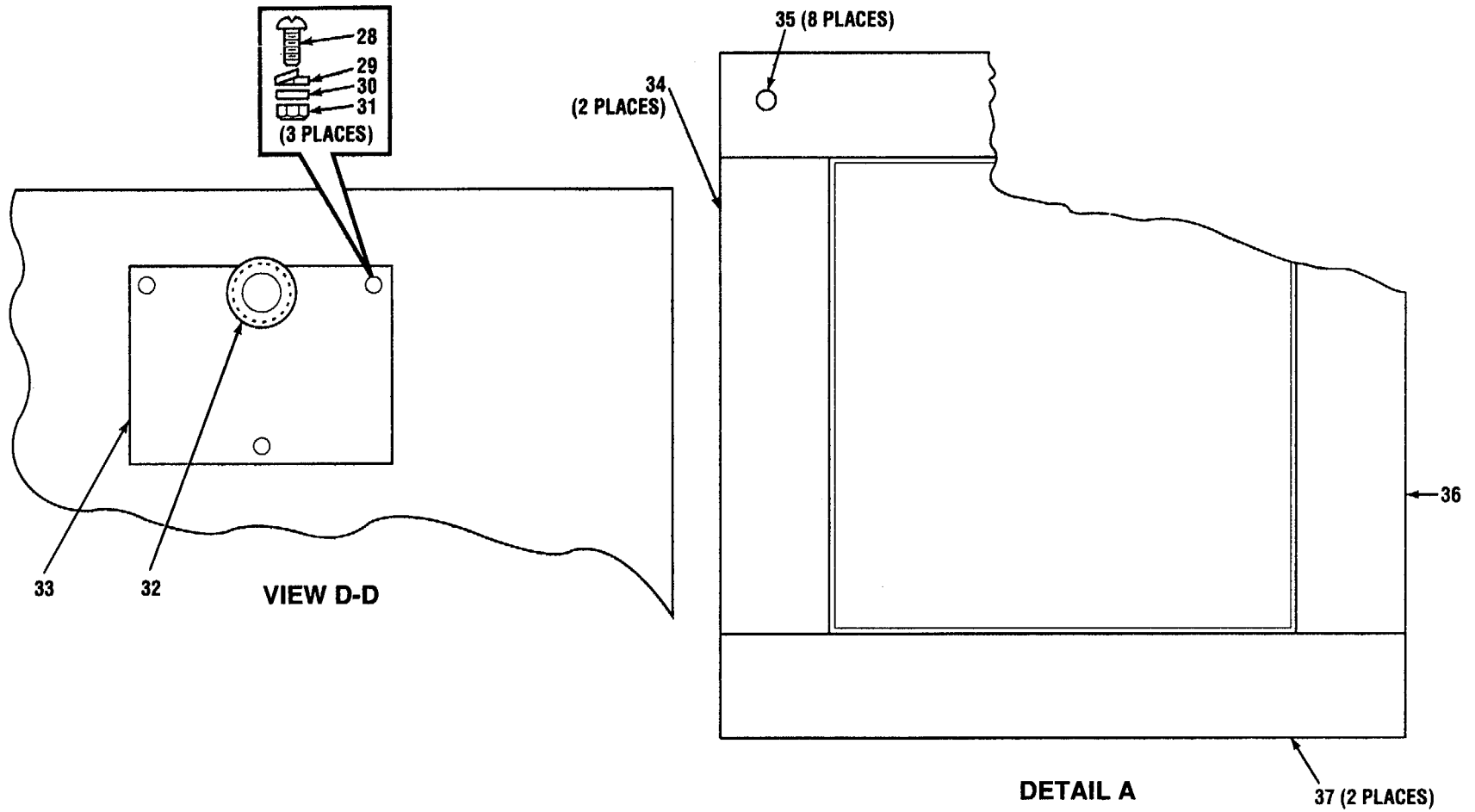
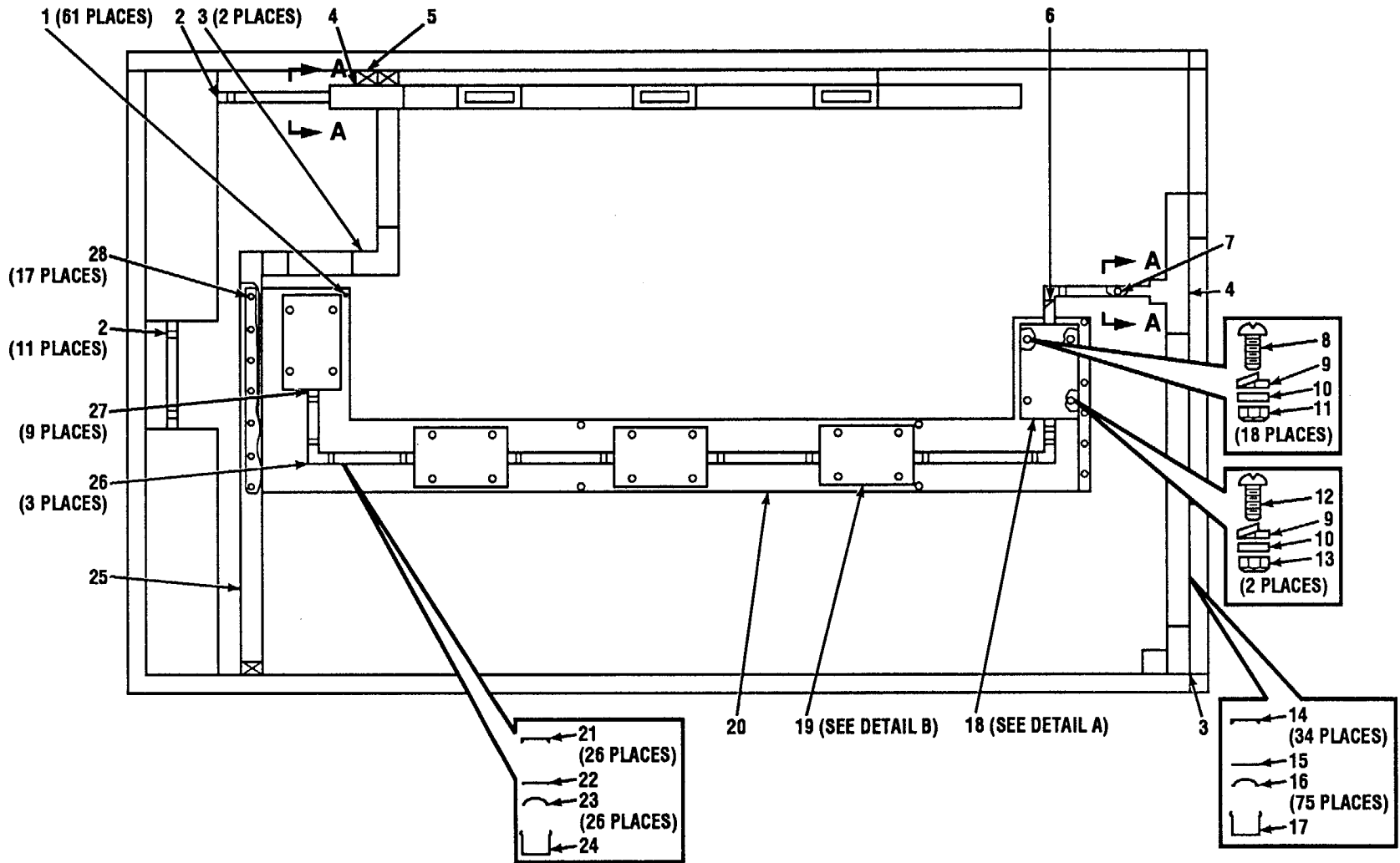


Figure 31. Air Plenum Assembly (A3032275) (Sheet 3 of 3)

(1) ITEM NO	(2) SMR CODE	(3) CAGEC	(4) PART NUMBER	(5) DESCRIPTION AND USABLE ON CODES (UOC)	(6) QTY
SECTION II					
GROUP 12 AIR PLENUM ASSEMBLY (A3032275)					
FIG. 31					
1	XBHZZ	80063	A3032229	LOUVER.....	1
2	PAHZZ	96906	MS51958-63	SCREW, MACHINE	18
3	PAHZZ	96906	MS35338-138	WASHER, LOCK.....	18
4	PAHZZ	96906	MS15795-842	WASHER, FLAT.....	18
5	XBHZZ	80063	A3032273	COVER ASSEMBLY, AIR	1
6	PAHZZ	96906	MS51957-28	SCREW, MACHINE	10
7	PAHZZ	96906	MS35338-136	WASHER, LOCK.....	10
8	PAHZZ	96906	MS15795-806	WASHER, FLAT.....	10
9	PAHZZ	81349	M45938/4-5	NUT, PLAIN, CLINCH	10
10	XBHZZ	80063	A3086963	BOX, ACCESS.....	1
11	PAHZZ	81349	M24243/6-A604H	RIVET, BLIND	51
12	PAHZZ	18876	10640709-1	RIVET, BLIND	42
13	XBHZZ	80063	A3032268-2	PANEL ASSEMBLY, AIR	1
14	PAHZZ	81349	M45938/4-9	NUT, PLAIN, CLINCH	10
15	XBHZZ	80063	A3032231	REGISTER	1
16	XBHZZ	80063	A3032268-4	PANEL, BOTTOM	1
17	PAHZZ	81349	M24243/6-A608H	RIVET, BLIND	5
18	XBHZZ	80063	A3032236	COVER ASSEMBLY, ACCE	1
19	PAHZZ	81349	M45938/4-9	NUT, PLAIN, CLINCH	16
20	XBHZZ	80063	A3032307	INSULATION, SOUND BA.....	1
21	XBHZZ	80063	A3032267-4	PANEL, DIVIDER	1
22	XBHZZ	80063	A3032267-2	PANEL ASSEMBLY, DIVI	1
23	XBHZZ	80063	A3032273-1	COVER.....	1
24	XBHZZ	80063	A3086883-2	BRACKET, ANGLE	1
25	PAHZZ	80063	A3032289-2	RIVET, BLIND	9
26	PAHZZ	80063	A3032289-1	RIVET, BLIND OPEN EN.....	2
27	XBHZZ	80063	A3086884	SHIM, AIR PLENUM	1
28	PAHZZ	96906	MS51957-45	SCREW, MACHINE	3
29	PAHZZ	96906	MS35338-137	WASHER, LOCK.....	3
30	PAHZZ	96906	MS15795-841	WASHER, FLAT.....	3
31	PAHZZ	80205	NAS1329H08K75L	NUT, SELF-LOCKING, BL	3
32	PAHZZ	80059	AN931-11-16TYPEI	GROMMET, NONMETALLIC	1
33	XBHZZ	80063	A3086957	COVER ASSEMBLY	1
34	PCHZZ	80063	A3032372-2	GASKET.....	2
35	PAHZZ	80063	A3032322-1	SCREW, CAPTIVE	8
36	XBHZZ	80063	A3032236-1	COVER	1
37	PCHZZ	80063	A3032372-1	GASKET.....	2

END OF FIGURE



CE2KD-061

Figure 32. Electrical Installation (A3032279) (Sheet 1 of 8)

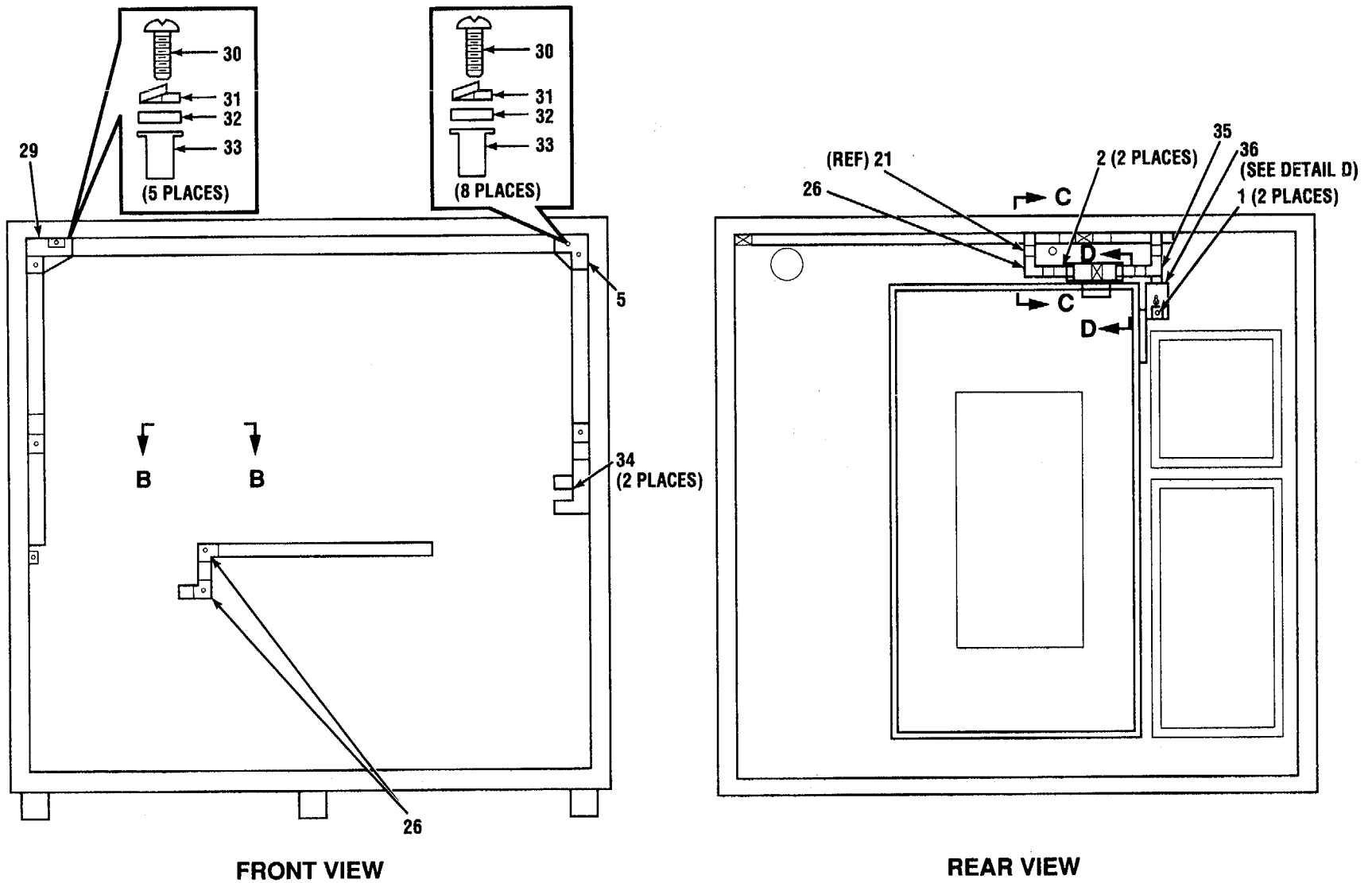
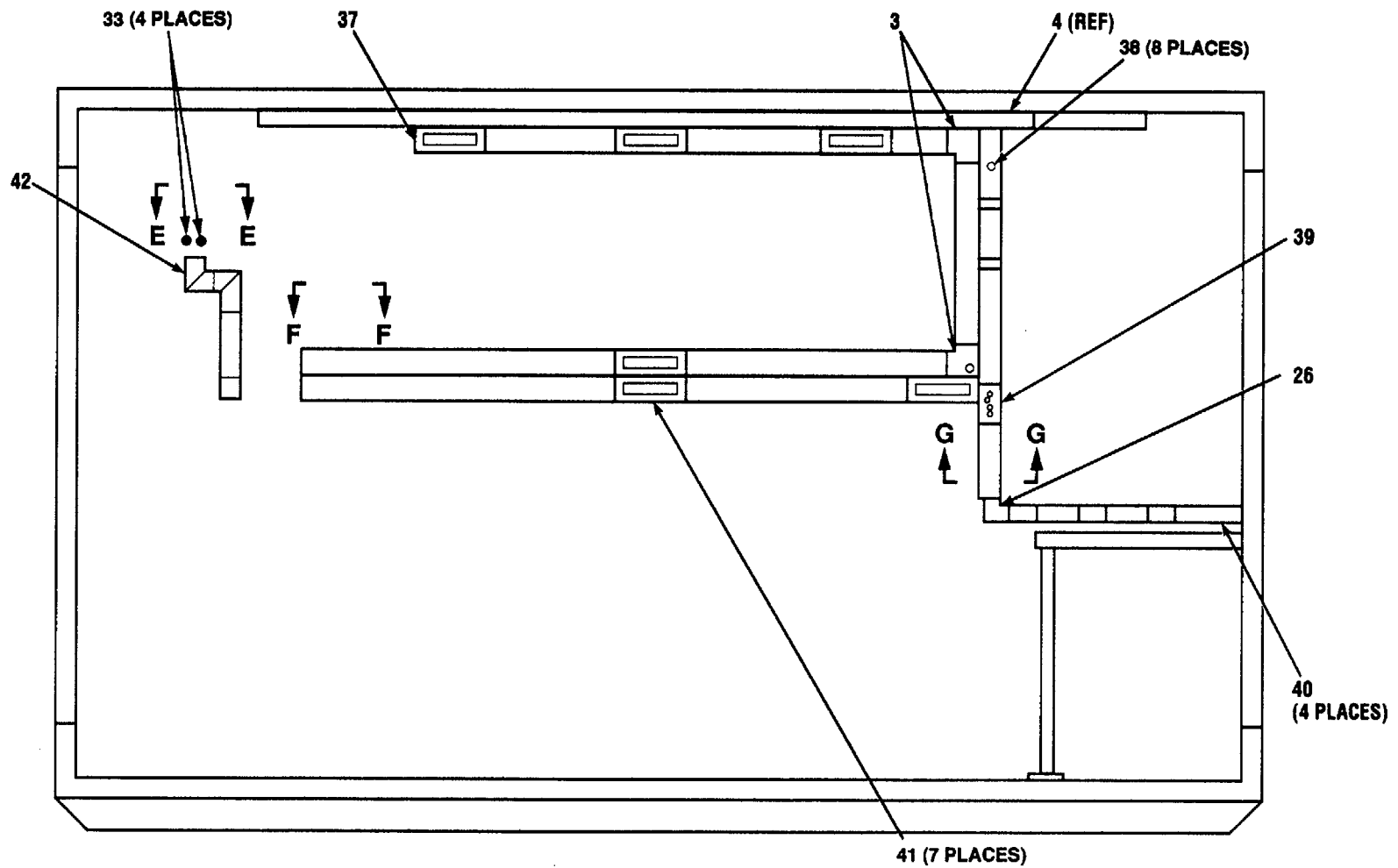


Figure 32. Electrical Installation (A3032279) (Sheet 2 of 8)



ROADSIDE VIEW

CE2KD-063

Figure 32. Electrical Installation (A3032279) (Sheet 3 of 8)

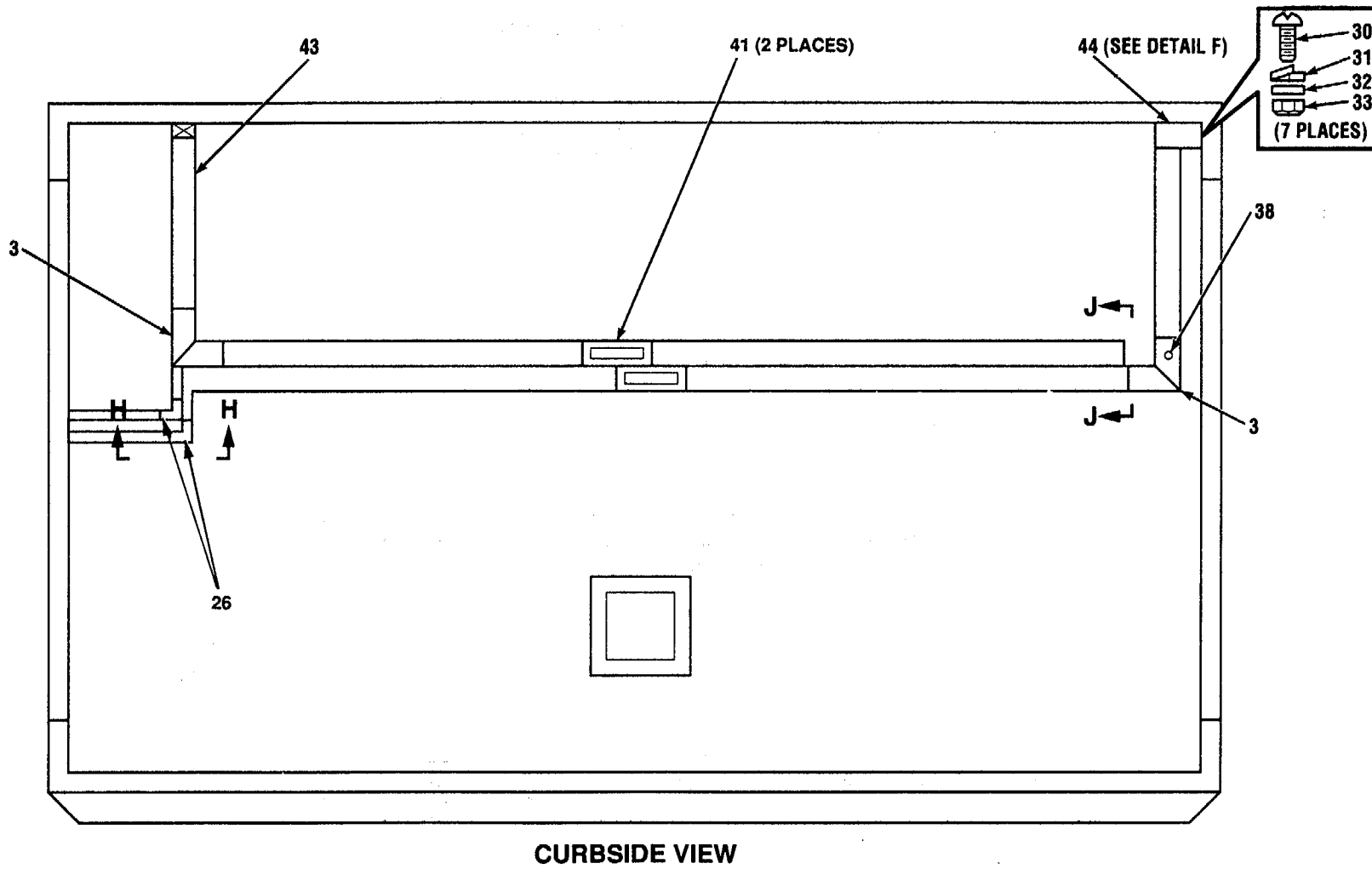
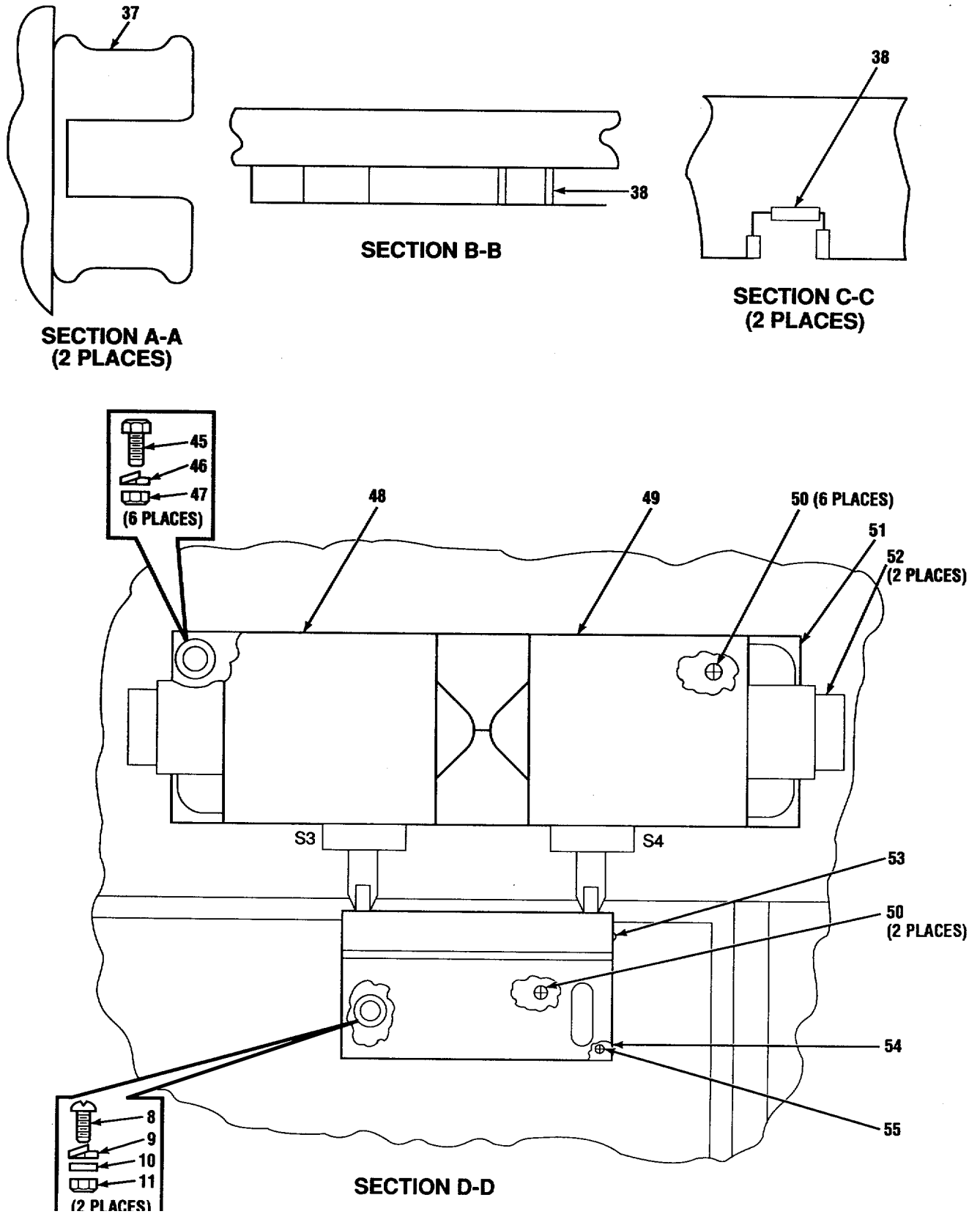
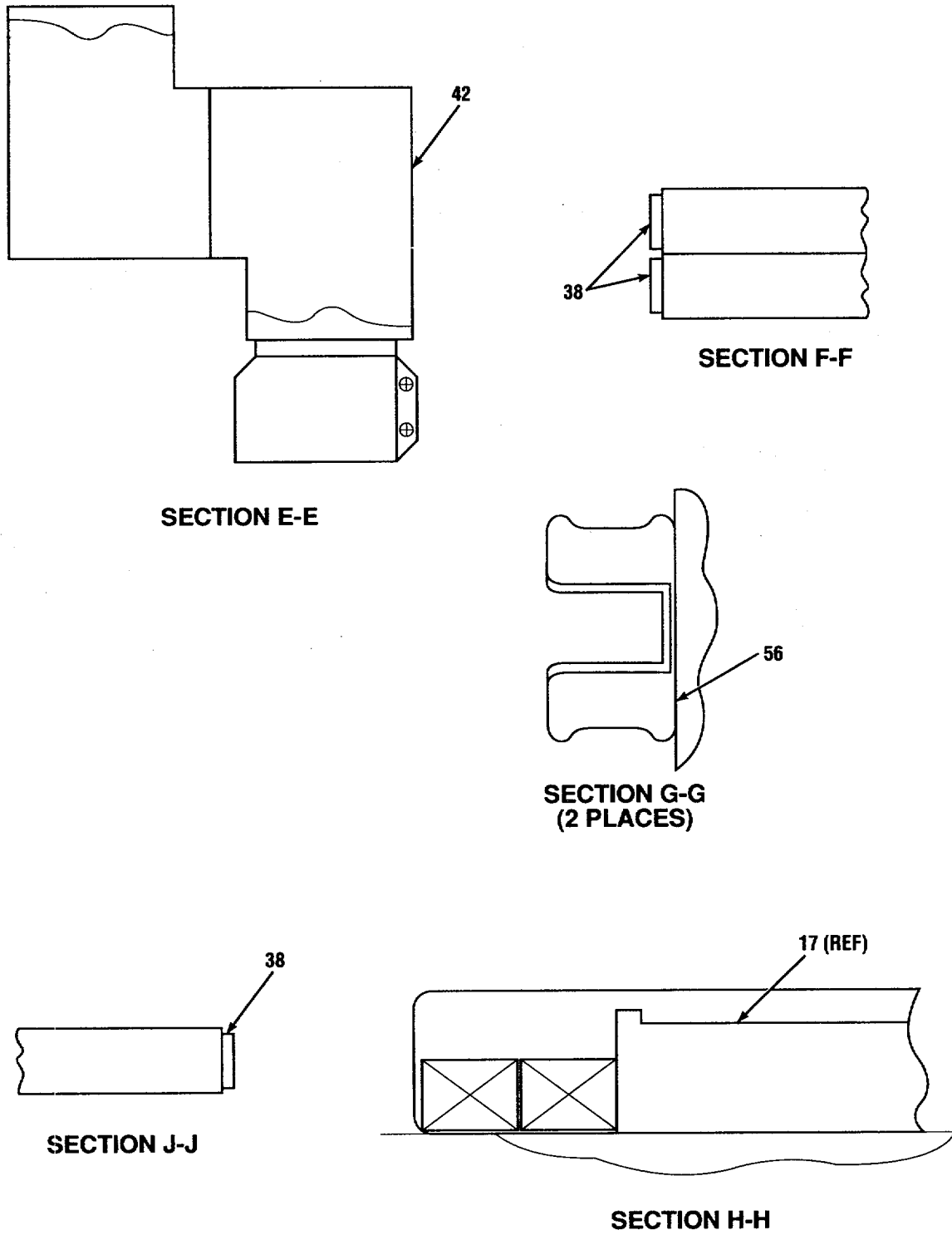


Figure 32. Electrical Installation (A3032279) (Sheet 4 of 8)



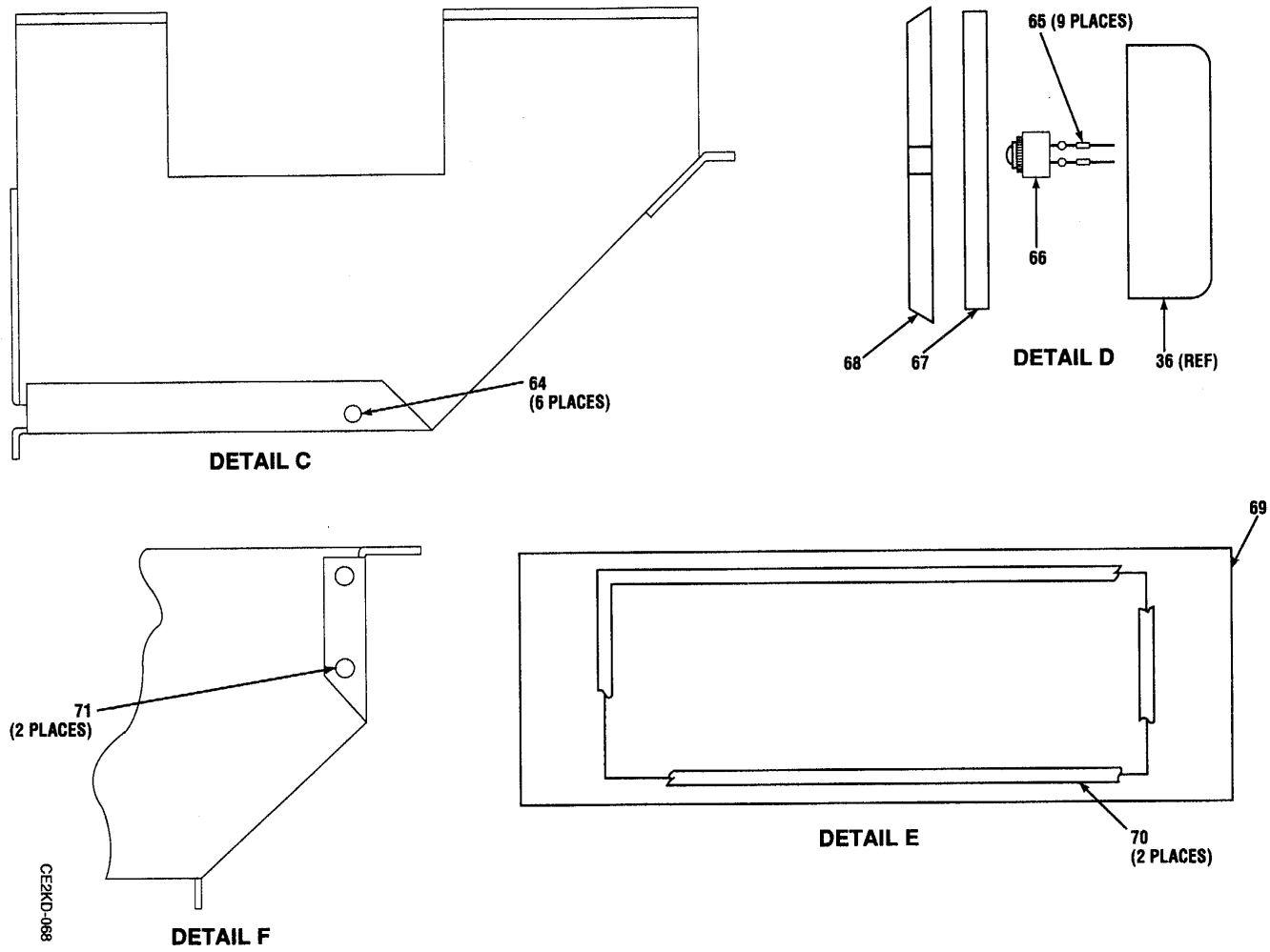
CE2KD-065

Figure 32. Electrical Installation (A3032279) (Sheet 5 of 8)



CE2KD-066

Figure 32. Electrical Installation (A3032279) (Sheet 6 of 8)



CE2KD-068

Figure 32. Electrical Installation (A3032279) (Sheet 8 of 8)

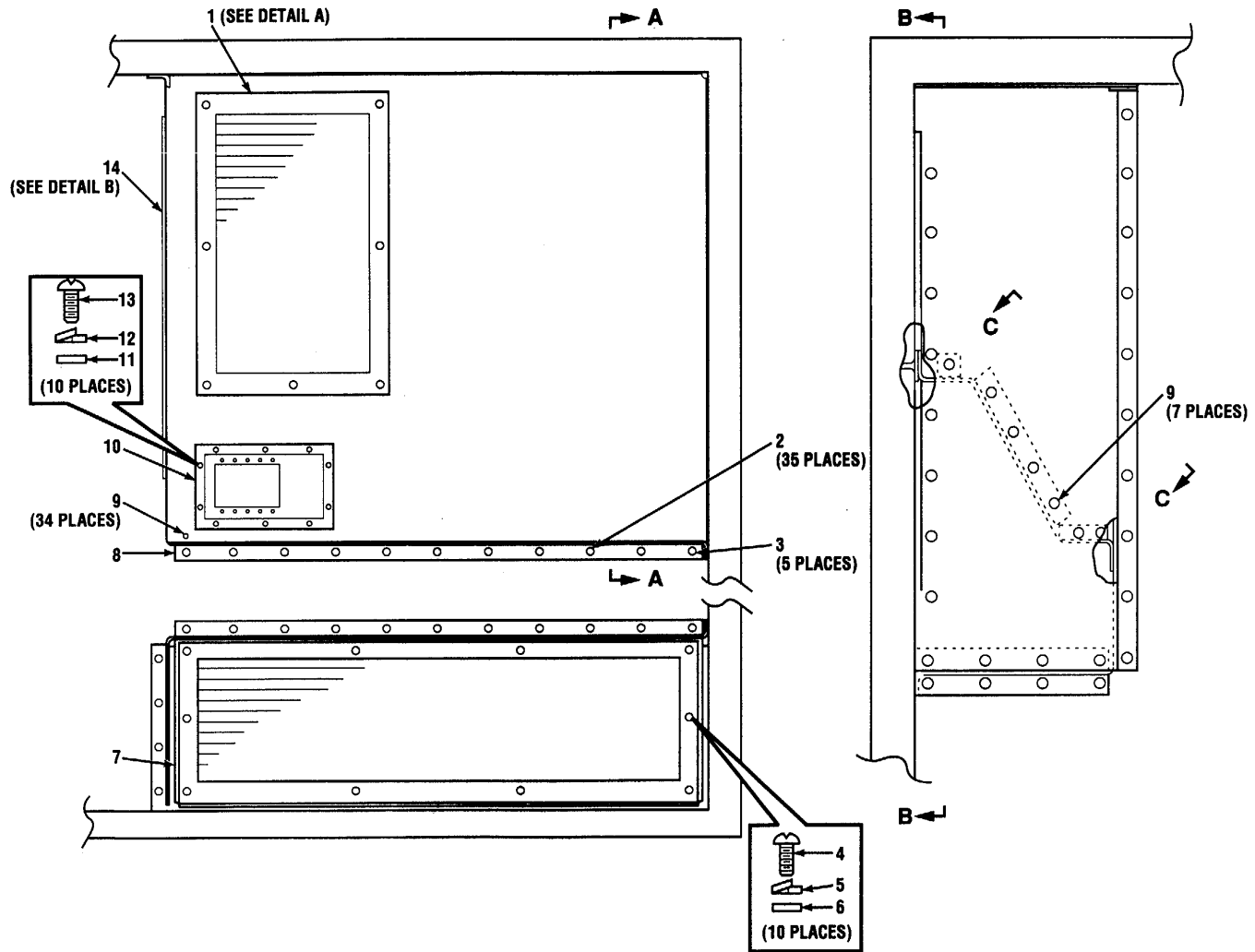
SECTION II

TM 11-5411-215-14P

(1) ITEM NO	(2) SMR CODE	(3) CAGEC	(4) PART NUMBER	(5) DESCRIPTION AND USABLE ON CODES (UOC)	(6) QTY
GROUP 13 ELECTRICAL INSTALLATION (A3032279)					
FIG. 32					
1	PAHZZ	18876	10640709-1	RIVET, BLIND	63
2	XBHZZ	80063	A3032311	END FITTING, RACEWAY	14
3	PAHZZ	80063	A3086937	ELBOW, RACEWAY	7
4	PAHZZ	80063	A3086943	TEE, RACEWAY	2
5	XBHZZ	80063	A3086962	CORNER, 45 DEGRE	2
6	XBHZZ	80063	A3032288-8	SHIM, RACEWAY	1
7	XBHZZ	80063	A3032288-7	SHIM, RACEWAY	1
8	PAHZZ	96906	MS51958-64	SCREW, MACHINE	20
9	PAHZZ	96906	MS35338-138	WASHER, LOCK.....	22
10	PAHZZ	96906	MS15795-842	WASHER, FLAT.....	22
11	XBHZZ	80063	SC-D-681080-27	NUT, BLIND RIVET.....	20
12	PAHZZ	96906	MS51958-66	SCREW, MACHINE	2
13	XBHZZ	80063	SC-D-681080-35	NUT, BLIND RIVET.....	2
14	PAHZZ	80063	A3086941	CLIP, COVER.....	34
15	XBHZZ	80063	A3086469	COVER, RACEWAY	1
16	XBHZZ	80063	A3086939	CLIP, WIRE	75
17	PAHZZ	80063	A3086464	BASE, RACEWAY	1
18	XBHHH	80063	A3032287	LIGHT SET, GENERAL I	3
19	XBHHH	80063	A3032286	LIGHT SET, GENERAL I	2
20	XBHZZ	80063	A3032278	DOUBLER, LIGHT	1
21	PAHZZ	80063	A3032317	CLIP, COVER.....	26
22	PAHZZ	80063	A3032315	COVER.....	1
23	PAHZZ	80063	A3032316	CLIP, WIRE	26
24	PAHZZ	80063	A3032314	BASE, RACEWAY	1
25	XBHZZ	80063	A3086465	RACEWAY, ROOF.....	1
26	XBHZZ	80063	A3032312	ELBOW, FLAT	9
27	PAHZZ	96906	MS35489-35	GROMMET, NONMETALLIC.....	9
28	PAHZZ	81349	M24243/6-A608H	RIVET, BLIND	17
29	XBHZZ	80063	A3086964	TRANSITION ASSEMBLY	1
30	PAHZZ	96906	MS51957-28	SCREW, MACHINE	20
31	PAHZZ	96906	MS35338-136	WASHER, LOCK.....	20
32	PAHZZ	96906	MS15795-806	WASHER, FLAT.....	20
33	XBHZZ	80063	SC-D-681076-2	NUT, BLIND RIVET.....	24
34	PAHZZ	80063	A3032140	COUPLING, ELBOW, RACE	2
35	PAHZZ	80063	A3032313	TEE	1
36	PAHZZ	80063	A3032245	BOX, RECEPTACLE.....	1
37	PAHZZ	80063	A3086940	FITTING, BLANK END.....	3
38	PAHZZ	96906	MS21266-1N	GROMMET, NONMETALLIC.....	15
39	PAHZZ	80063	A3086960	COVER, SWITCH	1
40	PAHZZ	80063	A3086467	CONNECTOR, RECEPTACL	4
41	XBHZZ	80063	A3086961	COVER ASSEMBLY	9
42	XBHZZ	80063	A3086958	ELBOW, 90 DEGREE	2
43	XBHZZ	80063	A3086466	RACEWAY, CURBSID.....	1
44	XBHZZ	80063	A3086965	TRANSITION ASSEMBL	1
45	PAHZZ	96906	MS35307-309	SCREW, CAP, HEXAGON H.....	6
46	PAHZZ	96906	MS35338-139	WASHER, LOCK.....	6

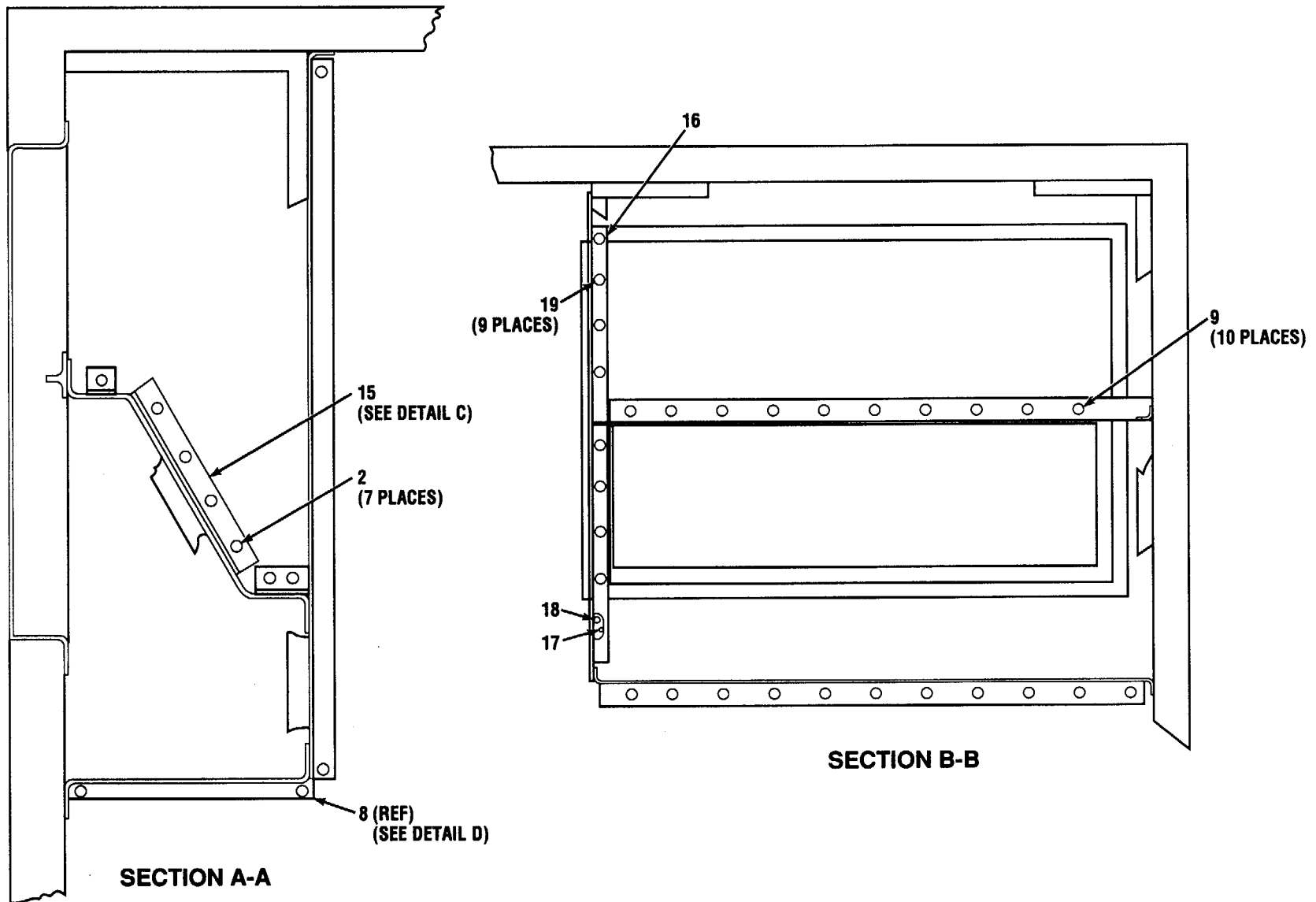
SECTION II					
(1)	(2)	(3)	(4)	(5)	(6)
ITEM	SMR		PART		
NO	CODE	CAGEC	NUMBER	DESCRIPTION AND USABLE ON CODES (UOC)	QTY
47	PAHZZ	80063	SC-D-681076-39	NUT, BLIND RIVET	6
48	PAHZZ	80063	A3032244-1	SWITCH, SENSITIVE	1
49	PAHZZ	80063	A3032244-2	SWITCH, SENSITIVE	1
50	PAHZZ	81349	M24243/7-A604H	RIVET, BLIND	8
51	XBHZZ	80063	A3032194	PLATE, DOUBLER SWITC.....	1
52	PAHZZ	80063	A3103742	NIPPLE, CHASE	2
53	PAHZZ	80205	NAS1399D4-3	RIVET, BLIND	1
54	XBHZZ	80063	A3032143	BRACKET, ACTUATOR SW	1
55	XBHZZ	80063	A3032192	PLATE, DOUBLER, ACTUA	1
56	XBHZZ	80063	A3086936	END REDUCING CONNEC	2
57	PAOZZ	08806	4422	LAMP, INCANDESCENT	6
58	PAHZZ	17023	02683	TRANSFORMER, POWER.....	2
59	PAHZZ	65597	031850-0008	TERMINAL BOARD	1
60	PAOZZ	24446	4416B	LAMP, INCANDESCENT	2
61	PAHZZ	17023	02683	TRANSFORMER, POWER.....	4
62	PAHZZ	76219	670A-8	TERMINAL BLOCK.....	1
63	PAHZZ	96906	MS25036-102	TERMINAL, LUG.....	62
64	PAHZZ	81349	M24243/6-A402H	RIVET, BLIND	6
65	PAHZZ	96906	MS25036-148	TERMINAL, LUG.....	9
66	PAHZZ	96906	MS24525-23	SWITCH, TOGGLE	1
67	XBHZZ	80063	A3086468	SPACER.....	1
68	XBHZZ	80063	A3032195	COVER, BLANK.....	1
69	XBHZZ	80063	A3086961-1	COVER	1
70	PCHZZ	96906	MS21266-1N	GROMMET, NONMETALLIC	2
71	XBHZZ	81349	M24243/6-A402H	RIVET, BLIND	2

END OF FIGURE



CE2KD-069

Figure 33. Air Plenum Assembly (A303227) (Sheet 1 of 5)



CE2KD-070

Figure 33. Air Plenum Assembly (A3032274) (Sheet 2 of 5)

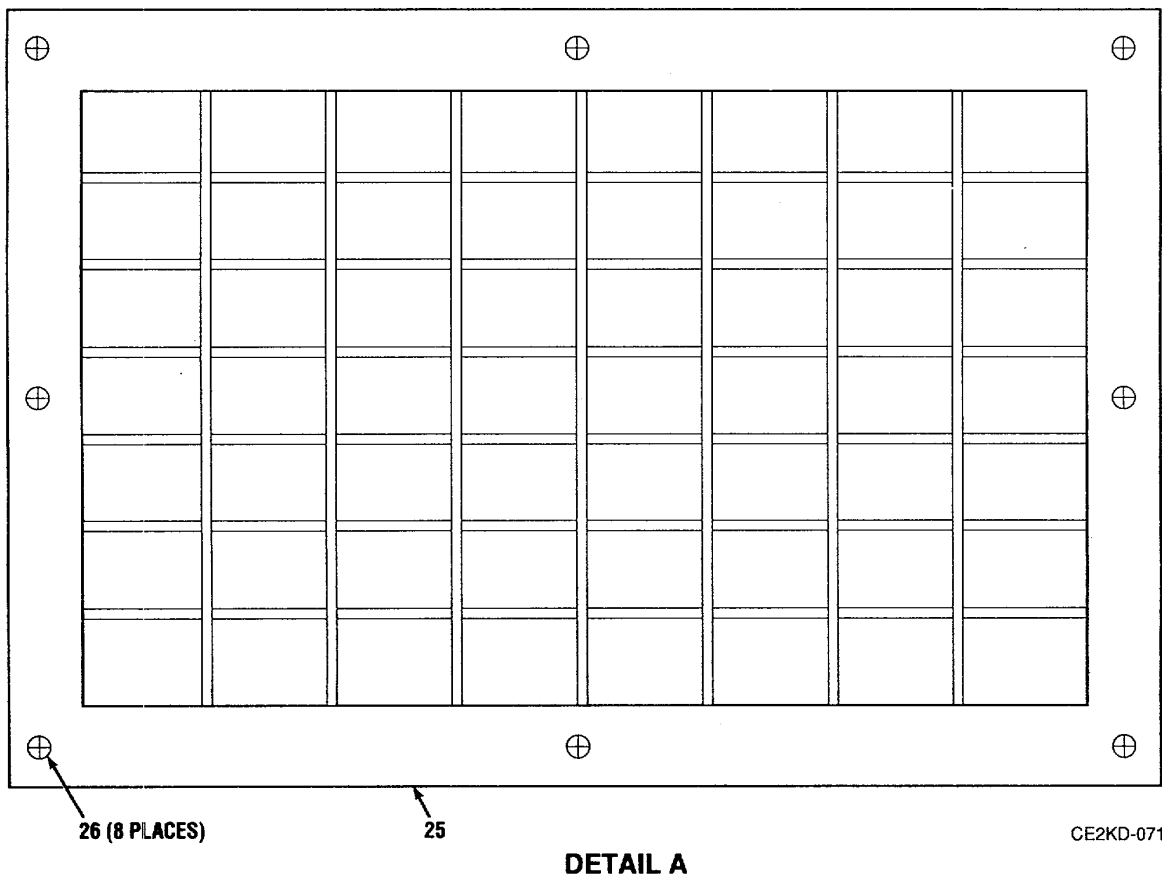
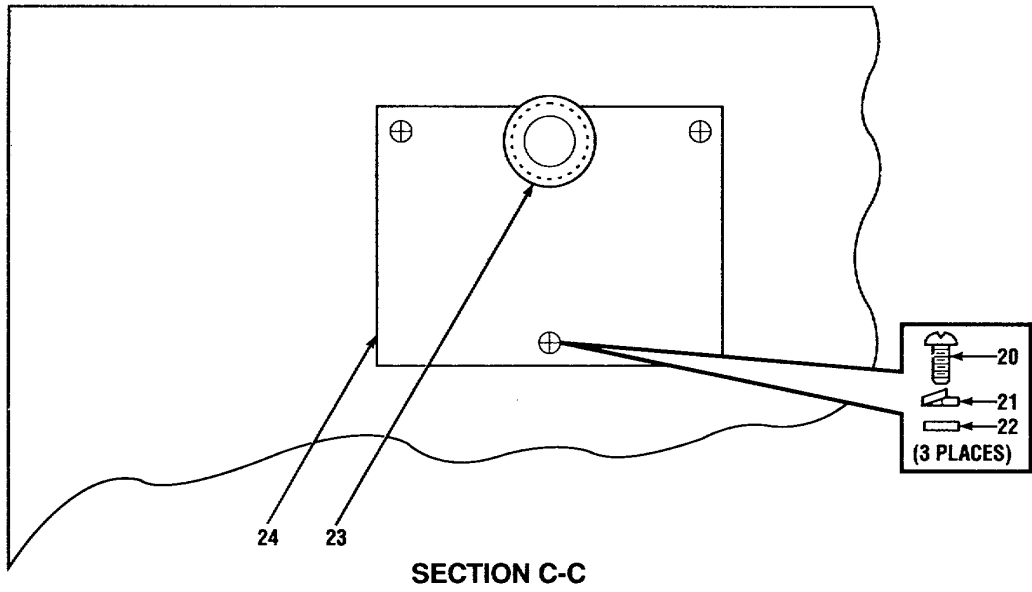
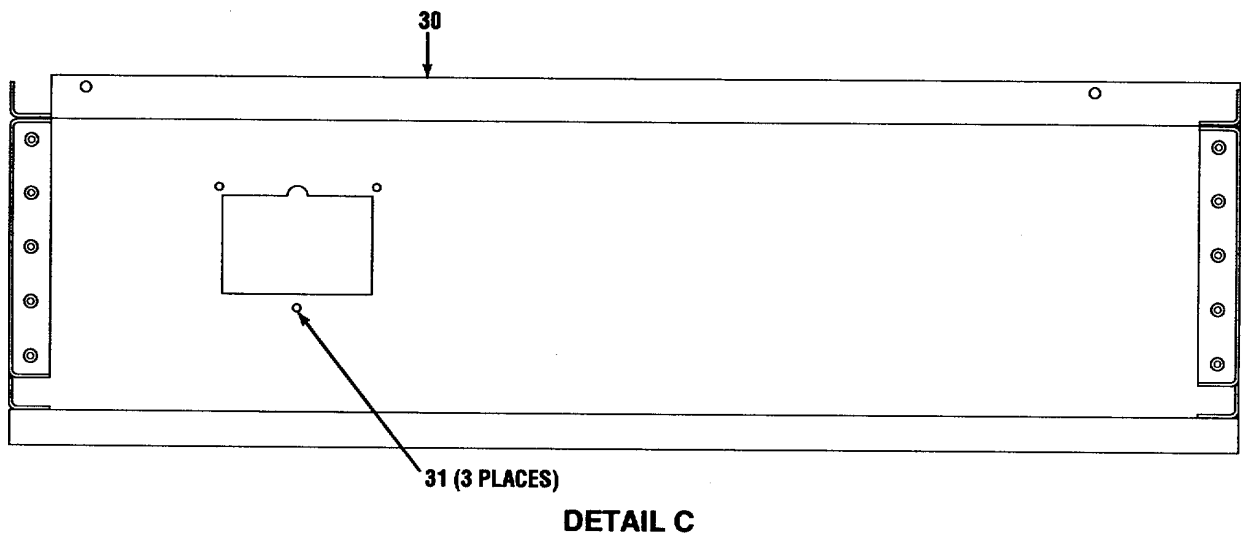
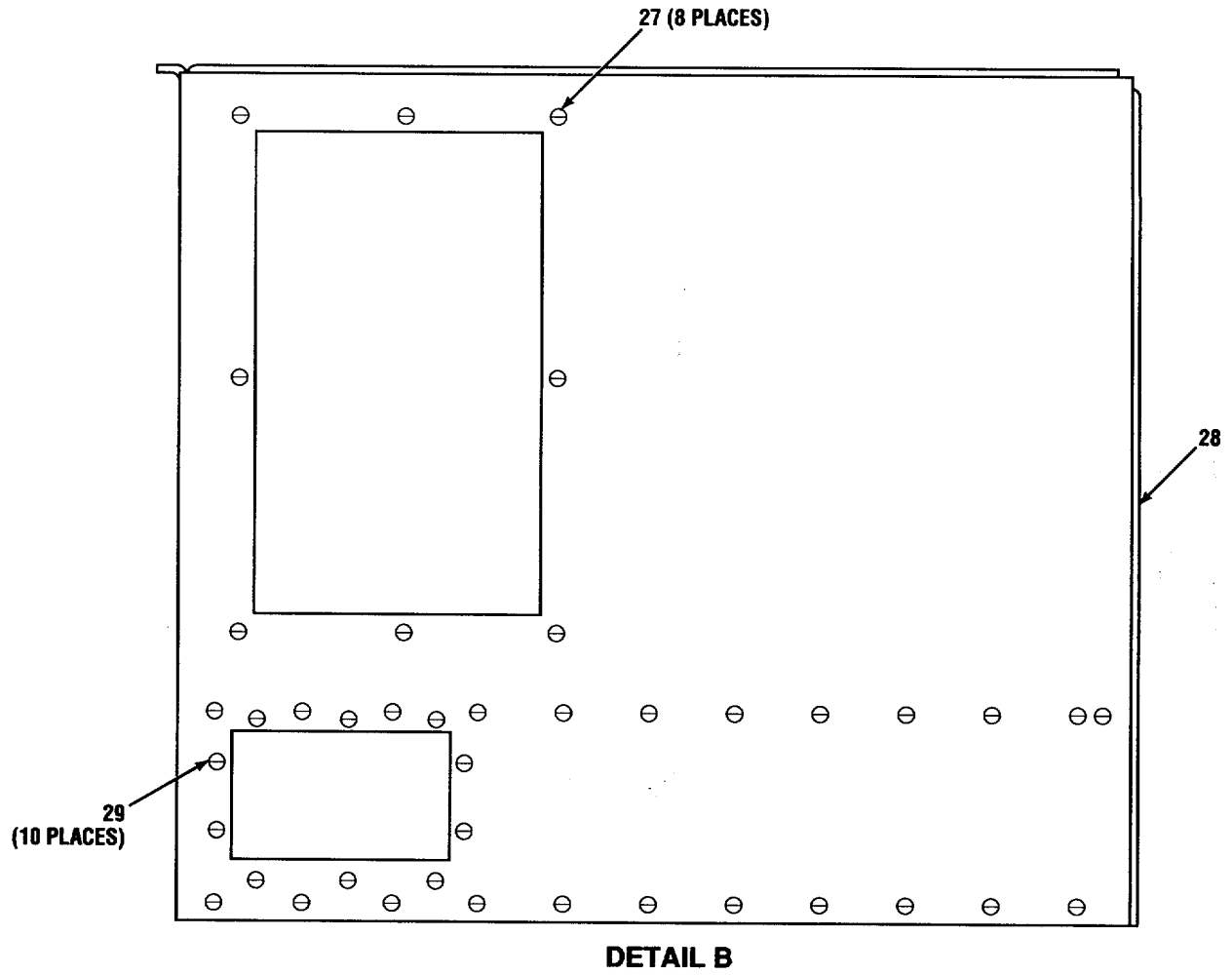


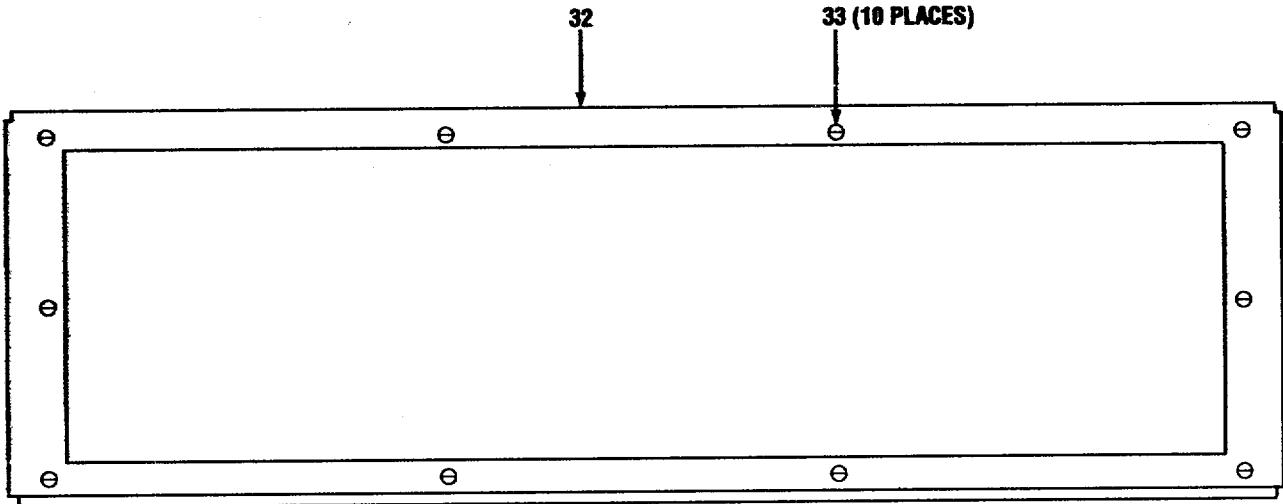
Figure 33. Air Plenum Assembly (A3032274) (Sheet 3 of 5)

CE2KD-071



CE2KD-072

Figure 33. Air Plenum Assembly (A3032274) (Sheet 4 of 5)



DETAIL D

CE2KD-073

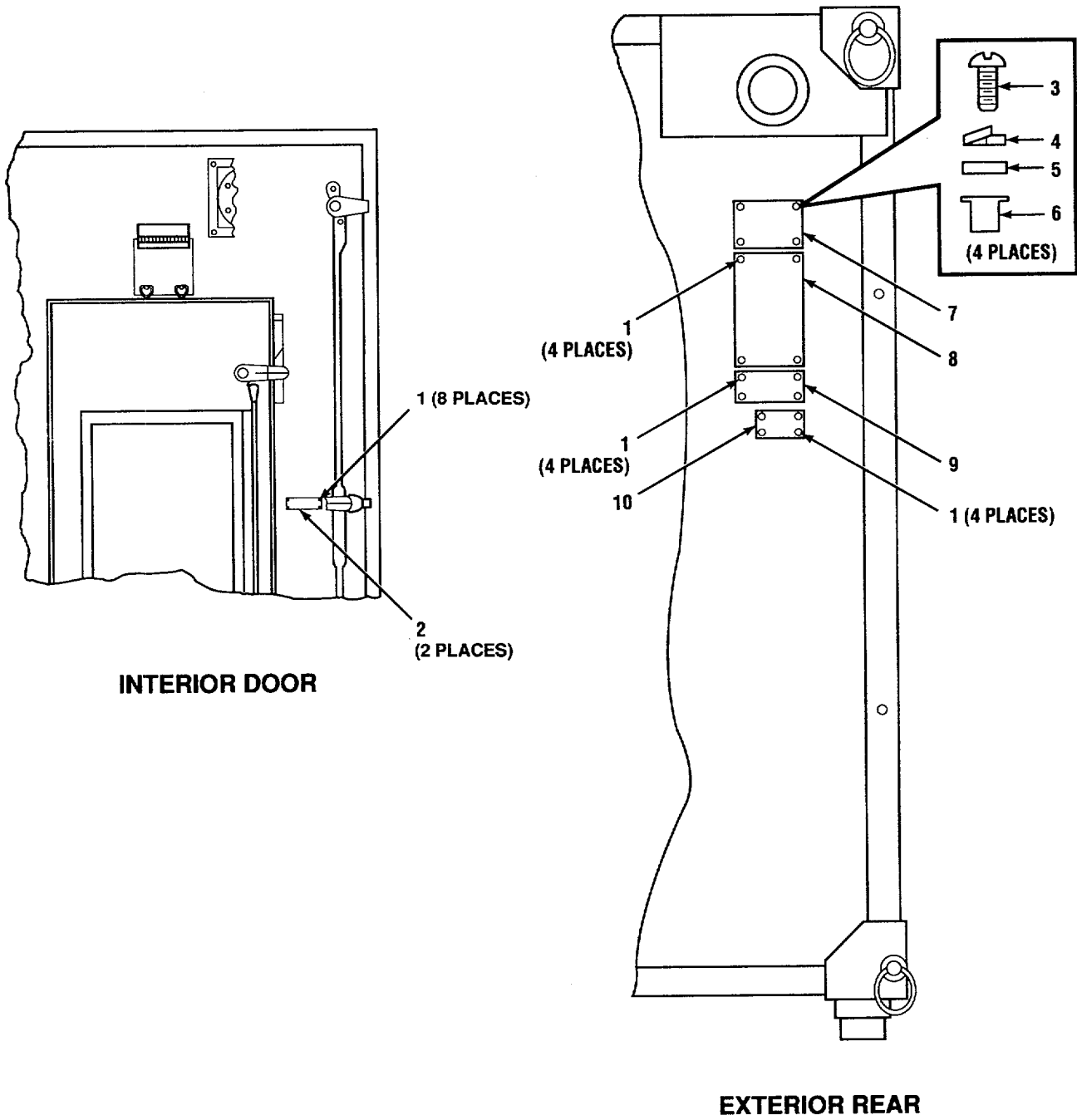
Figure 33. Air Plenum Assembly (A3032274) (Sheet 5 of 5)

SECTION II

TM 11-5411-215-14P

(1) ITEM NO	(2) SMR CODE	(3) CAGEC	(4) PART NUMBER	(5) DESCRIPTION AND USABLE ON CODES (UOC)	(6) QTY
GROUP 14 AIR PLENUM ASSEMBLY (A3032274)					
FIG. 33					
1	XBHZZ	80063	A3032237	LOUVER.....	1
2	PAHZZ	18876	10640709-1	RIVET, BLIND	42
3	PAHZZ	81349	M24243/6-A608H	RIVET, BLIND	5
4	PAHZZ	96906	MS51958-63	SCREW, MACHINE	10
5	PAHZZ	96906	MS35338-138	WASHER, LOCK.....	10
6	PAHZZ	96906	MS15795-842	WASHER, FLAT.....	10
7	XBHZZ	80063	A3032231	REGISTER.....	1
8	XBHZZ	80063	A3032268-1	PANEL ASSEMBLY, AIR.....	1
9	PAHZZ	81349	M24243/6-A604H	RIVET, BLIND	51
10	XBHZZ	80063	A3086963	BOX, ACCESS.....	1
11	PAHZZ	96906	MS15795-806	WASHER, FLAT.....	10
12	PAHZZ	96906	MS35338-136	WASHER, LOCK.....	10
13	PAHZZ	96906	MS51957-28	SCREW, MACHINE	10
14	XBHZZ	80063	A3032269	COVER ASSEMBLY, AIR.....	1
15	XBHZZ	80063	A3032267-1	PANEL ASSEMBLY, DIVI.....	1
16	XBHZZ	80063	A3086883-1	BRACKET, ANGLE	1
17	XBHZZ	80063	A3086884	SHIM, AIR PLENUM	1
18	PAHZZ	80063	A3032289-1	RIVET, BLIND OPEN EN.....	2
19	PAHZZ	80063	A3032289-2	RIVET, BLIND	9
20	PAHZZ	96906	MS51957-45	SCREW, MACHINE	3
21	PAHZZ	96906	MS35338-137	WASHER, LOCK.....	3
22	PAHZZ	96906	MS15795-841	WASHER, FLAT.....	3
23	PAHZZ	80059	AN931-11-16TYPEI	GROMMET, NONMETALLIC.....	1
24	XBHZZ	80063	A3086957	COVER ASSEMBLY	1
25	XBHZZ	80063	A3032228	LOUVER.....	1
26	PAHZZ	80063	A3032322-1	SCREW, CAPTIVE	8
27	PAHZZ	81349	M45938/4-9	NUT, PLAIN, CLINCH.....	8
28	XBHZZ	80063	A3032269-1	COVER.....	1
29	PAHZZ	81349	M45938/4-5	NUT, PLAIN, CLINCH.....	10
30	XBHZZ	80063	A3032267-3	PANEL, DIVIDER.....	1
31	PAHZZ	80205	NAS1329H08K75L	NUT, SELF-LOCKING, BL.....	3
32	XBHZZ	80063	A3032268-3	PANEL, BOTTOM.....	1
33	PAHZZ	81349	M45938/4-9	NUT, PLAIN, CLINCH.....	10

END OF FIGURE



CE2KD-074

Figure 34. Data Plate Installation (A3032098)

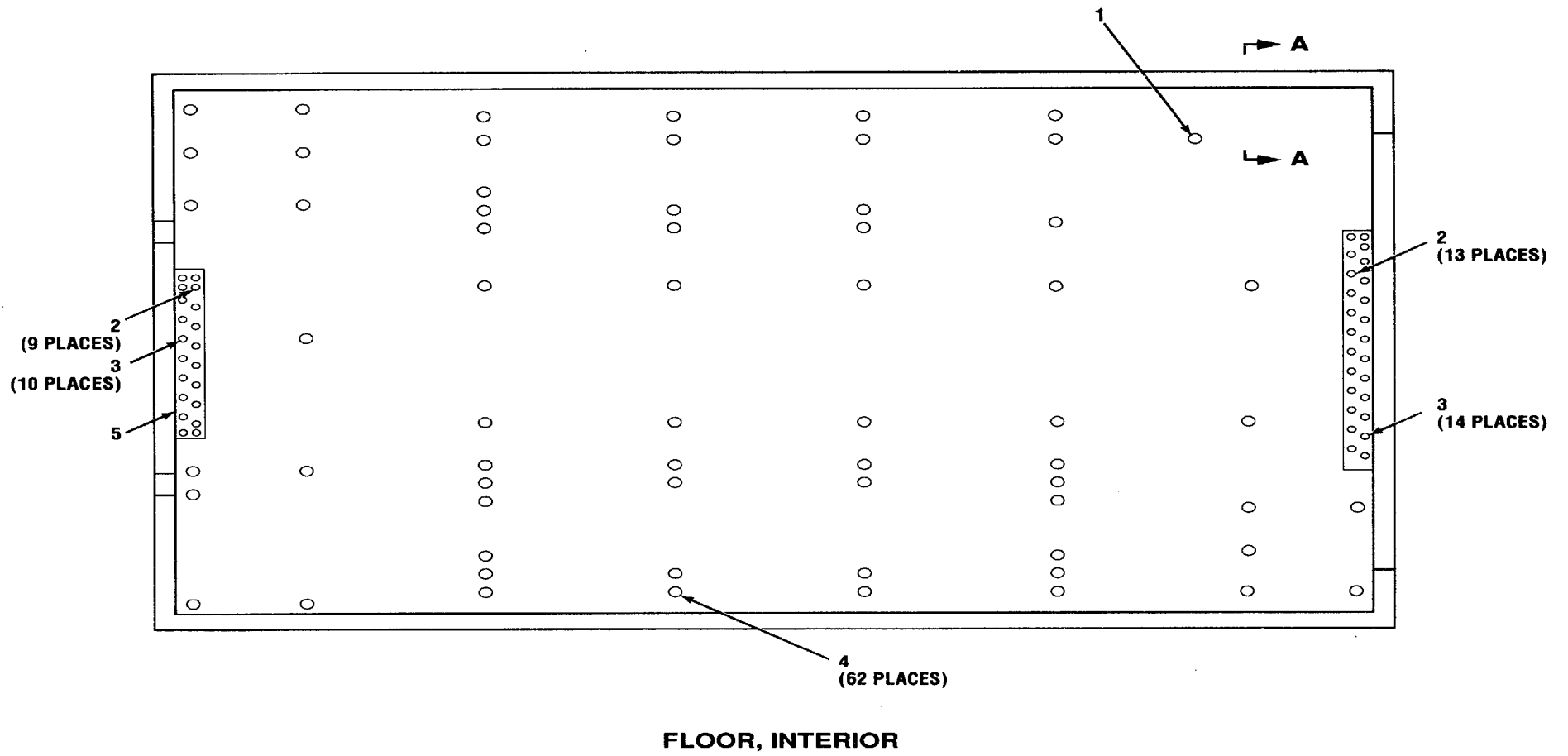
SECTION II

TM 11-5411-215-14P

(1) ITEM NO	(2) SMR CODE	(3) CAGEC	(4) PART NUMBER	(5) DESCRIPTION AND USABLE ON CODES (UOC)	(6) QTY
GROUP 15 DATA PLATE INSTALLATION (A3032098)					
FIG. 34					
1	PAHZZ	81349	M24243/6-A402H	RIVET, BLIND	20
2	XBHZZ	80063	A3032100	PLATE, INSTRUCTION	2
3	PAHZZ	96906	MS51957-43	SCREW, MACHINE	4
4	PAHZZ	96906	MS35338-137	WASHER, LOCK.....	4
5	PAHZZ	96906	MS15795-841	WASHER, FLAT.....	4
6	PAHZZ	80063	SC-D-681076-16	NUT, PLAIN, BLIND RIV.....	4
7	XBHZZ	80063	A3032096	PLATE, INSTRUCTION	1
8	XBHZZ	80063	A3086821	PLATE, TRANSPORTATIO	1
9	XBHZZ	80063	A3086825	PLATE, IDENTIFICATIO.....	1
10	XBHZZ	80063	SM-B-340031	PLATE, AIRBORNE INST.....	1

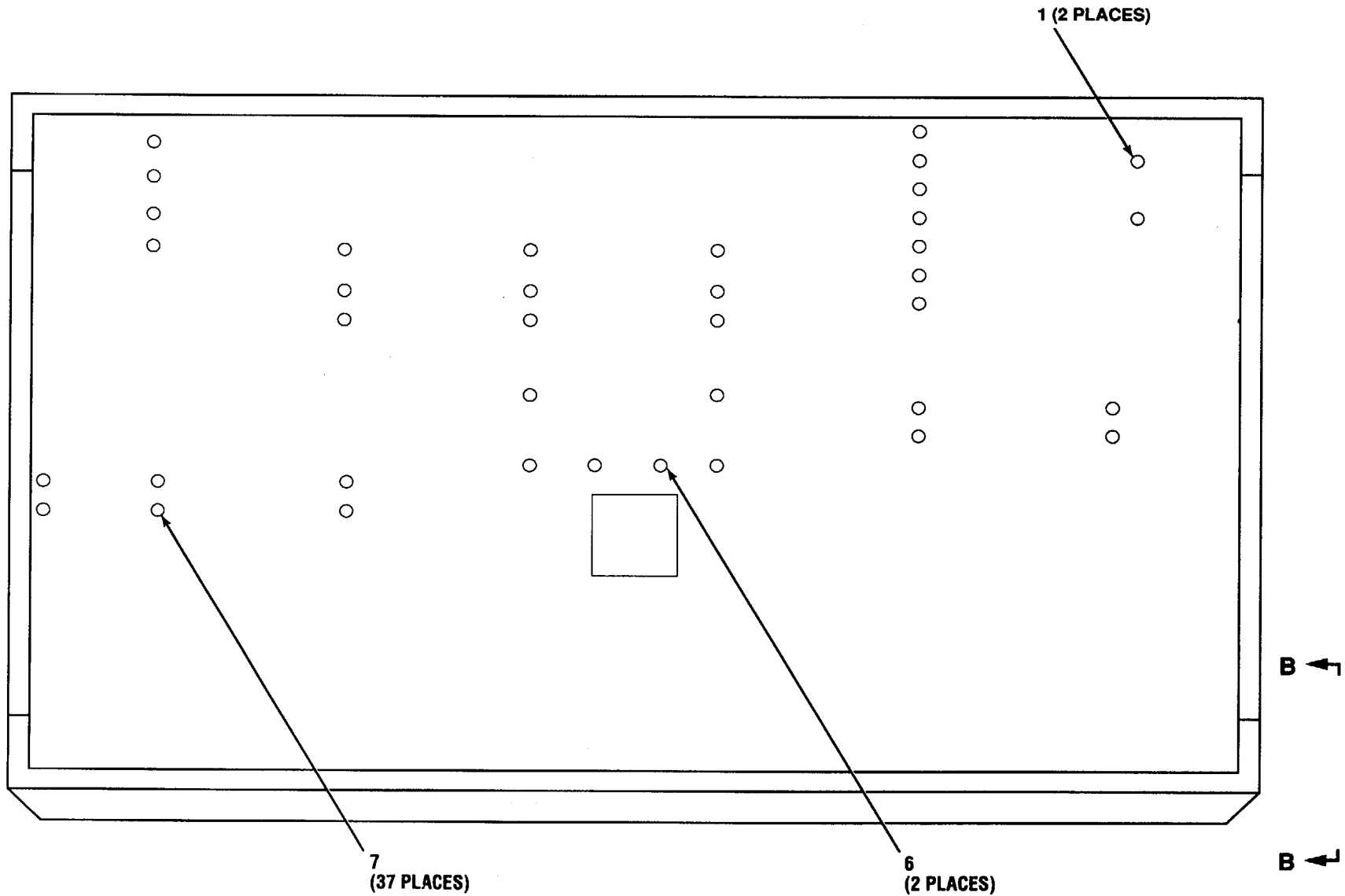
END OF FIGURE

34-1



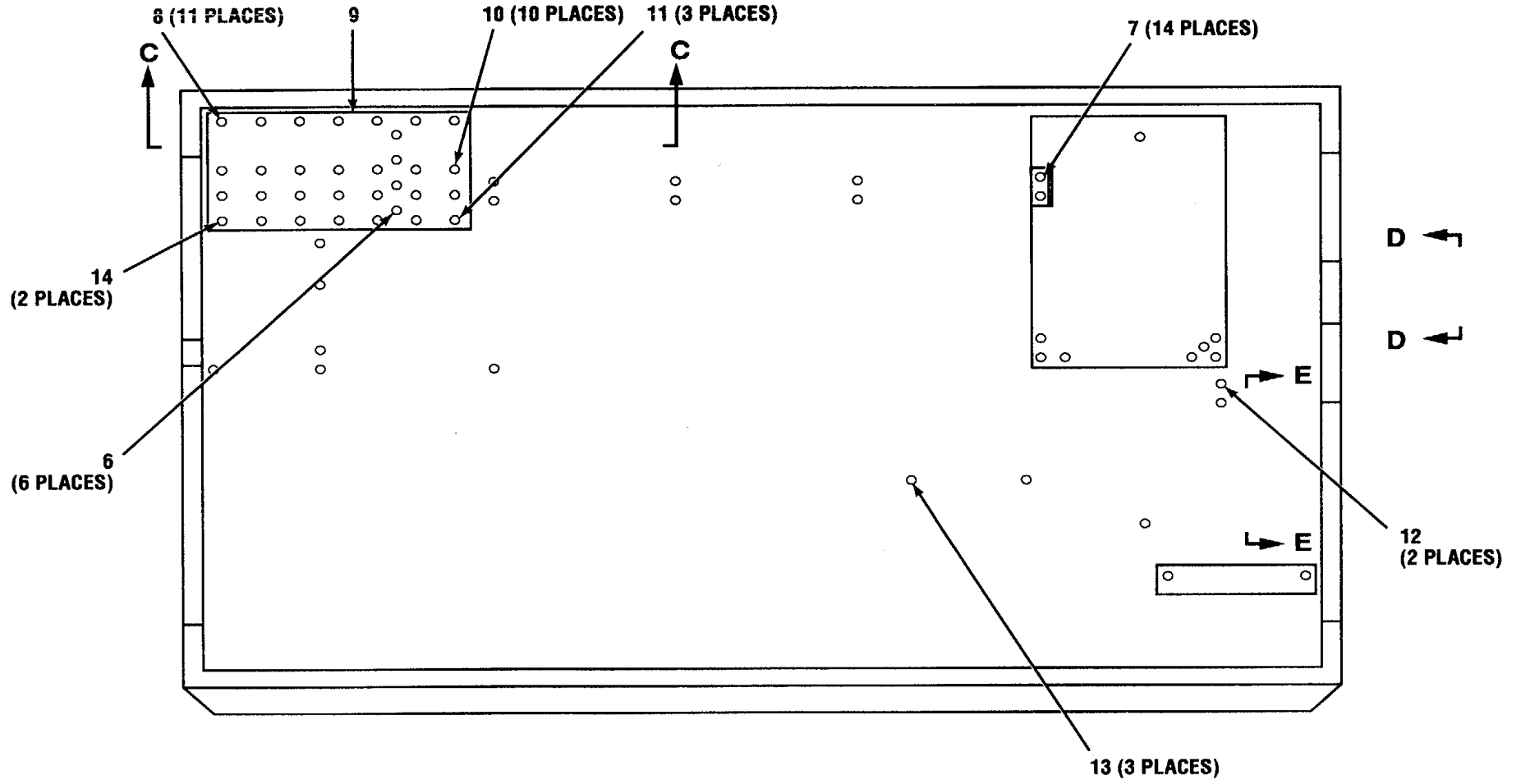
CE2KD-075

Figure 35. Doubler and Insert Instl. (A3032277) (Sheet 1 of 9)



CURBSIDE INTERIOR

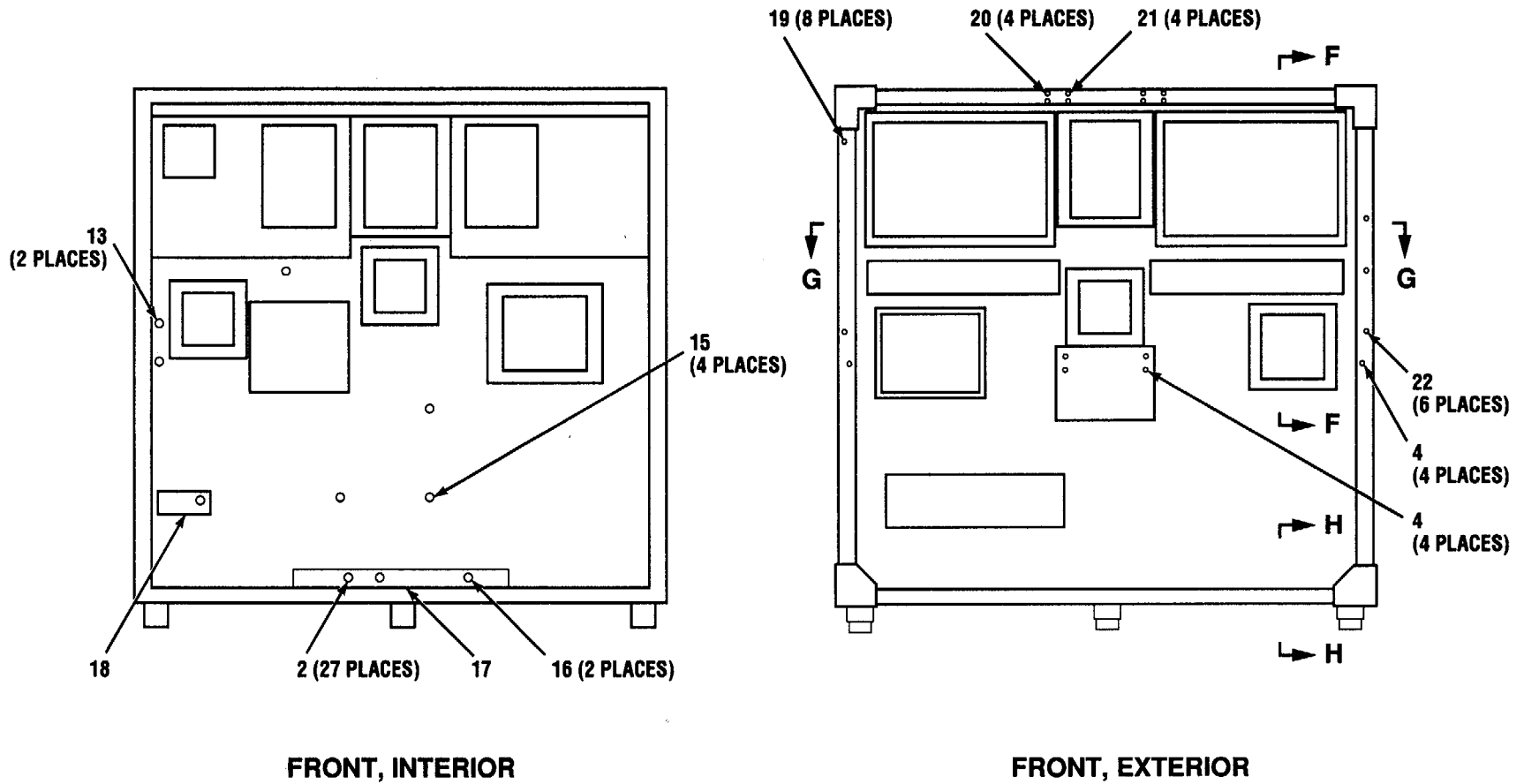
Figure 35. Doubler and Insert Instl. (A3032277) (Sheet 2 of 9)



ROADSIDE, INTERIOR

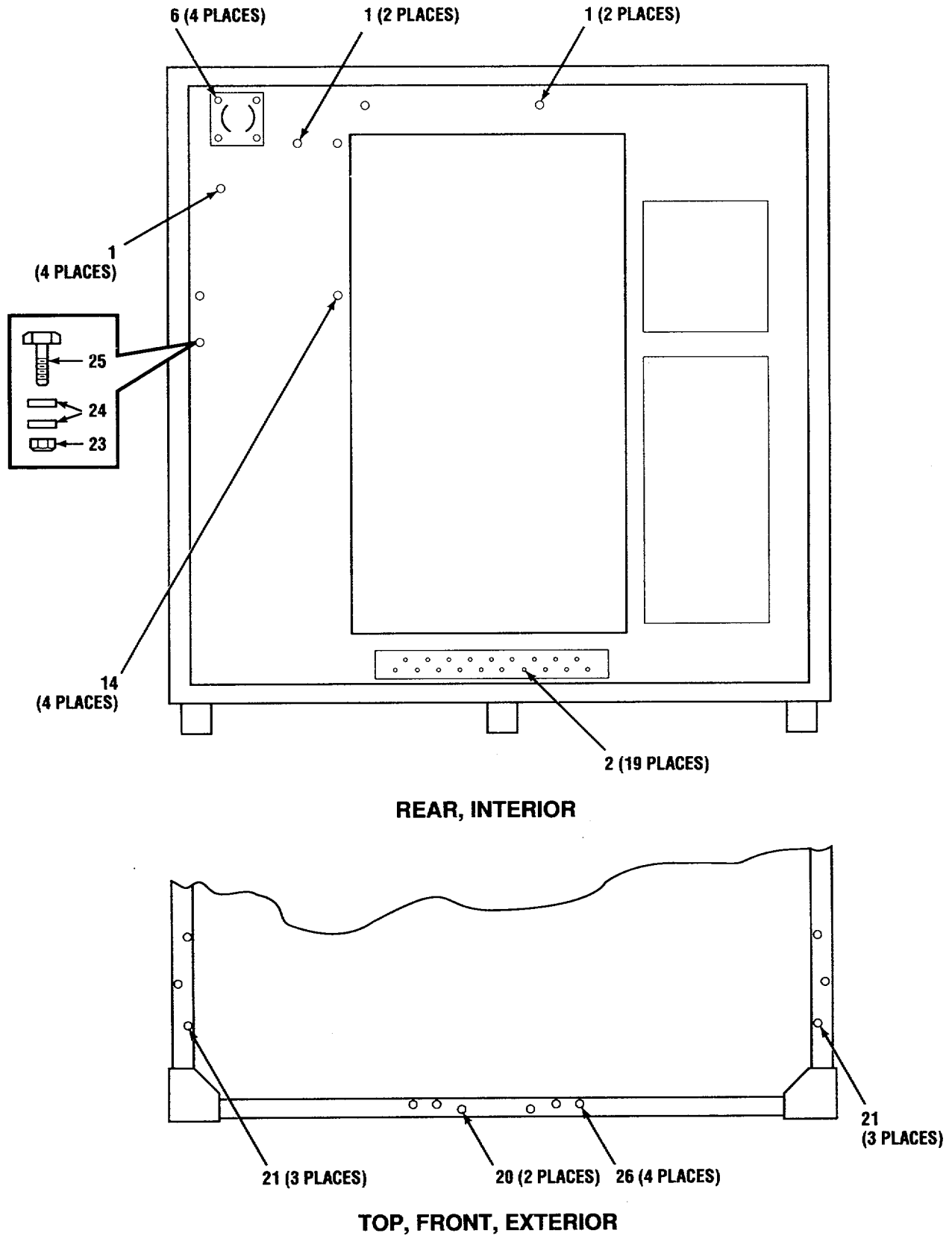
CE2KD-0777

Figure 35. Doubler and Insert Instl. (A3032277) (Sheet 3 of 9)



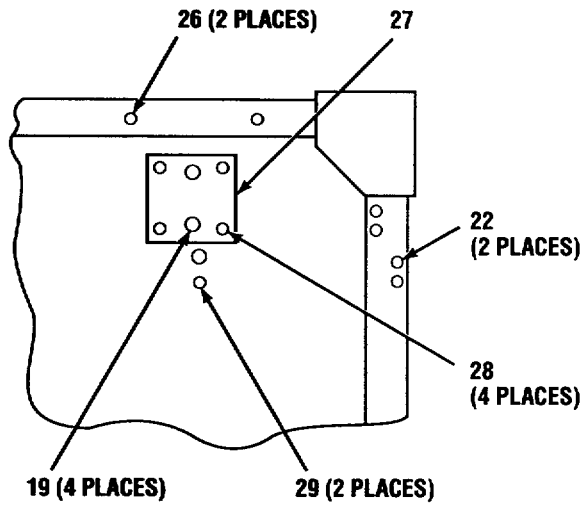
CE2KD-078

Figure 35. Doubler and Insert Instl. (A3032277) (Sheet 4 of 9)

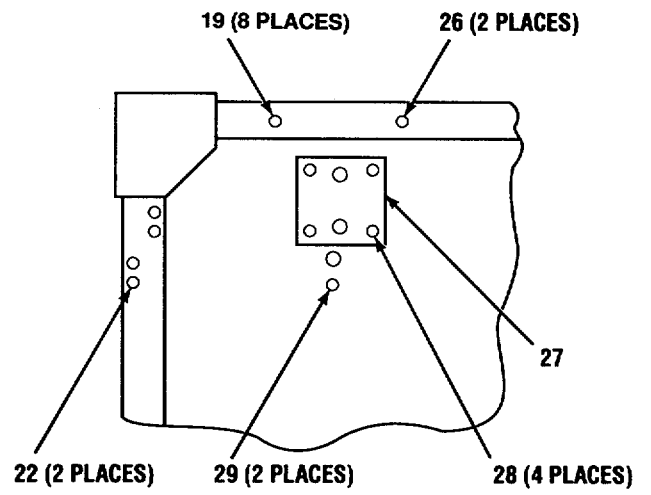


CE2KD-079

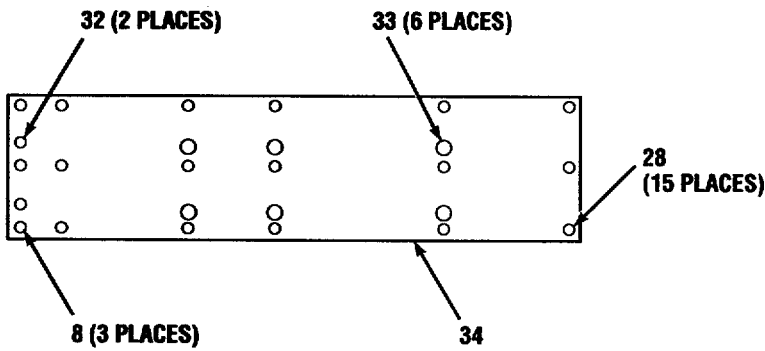
Figure 35. Doubler and Insert Instl. (A3023277) (Sheet 5 of 9)



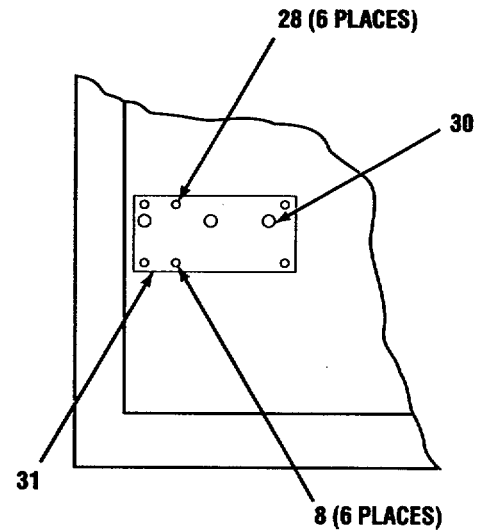
CURBSIDE, FRONT, EXTERIOR



ROADSIDE, FRONT, EXTERIOR



SECTION B-B



SECTION A-A

CE2KD-080

Figure 35. Doublor and Insert Instl. (A3023277) (Sheet 6 of 9)

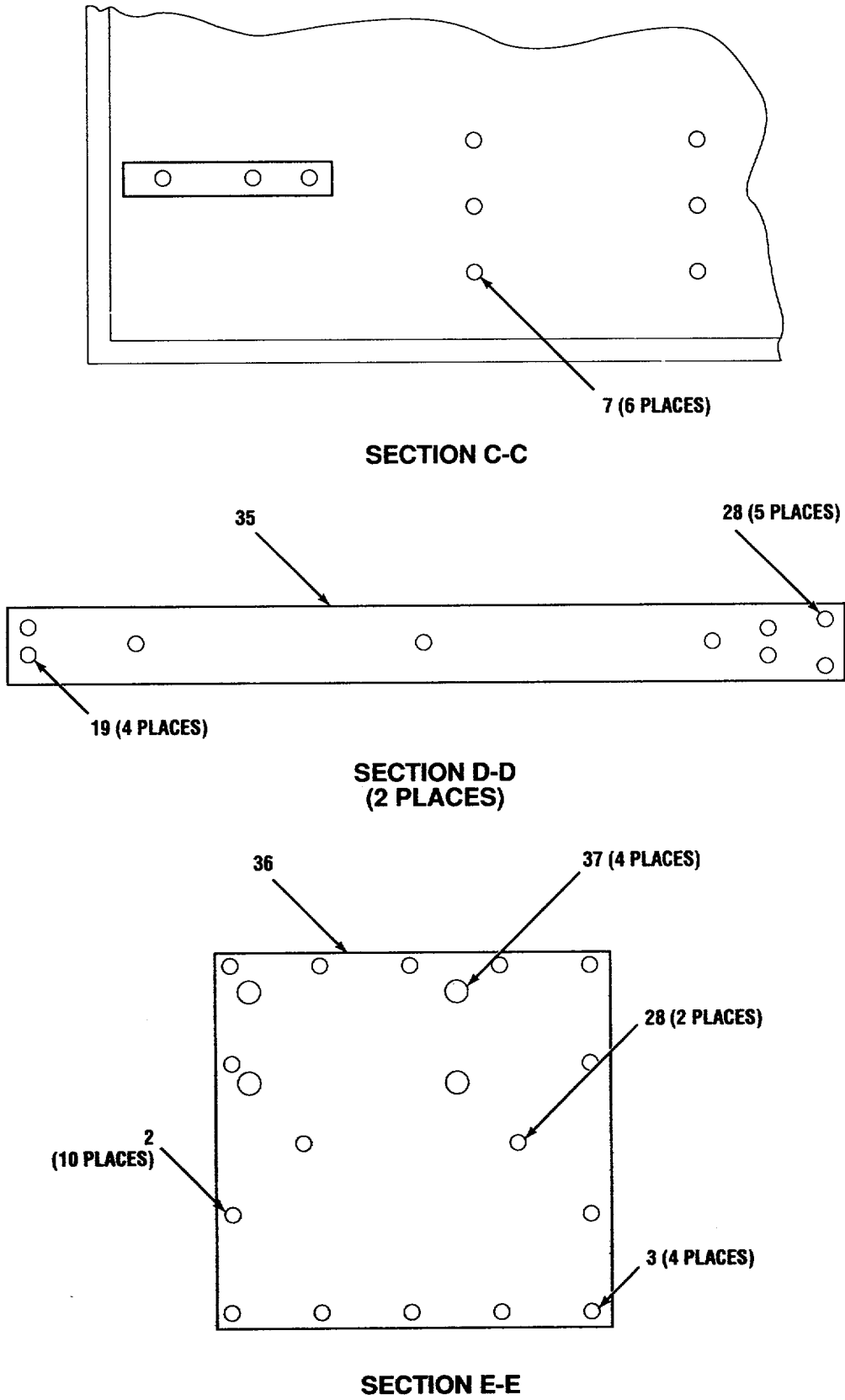
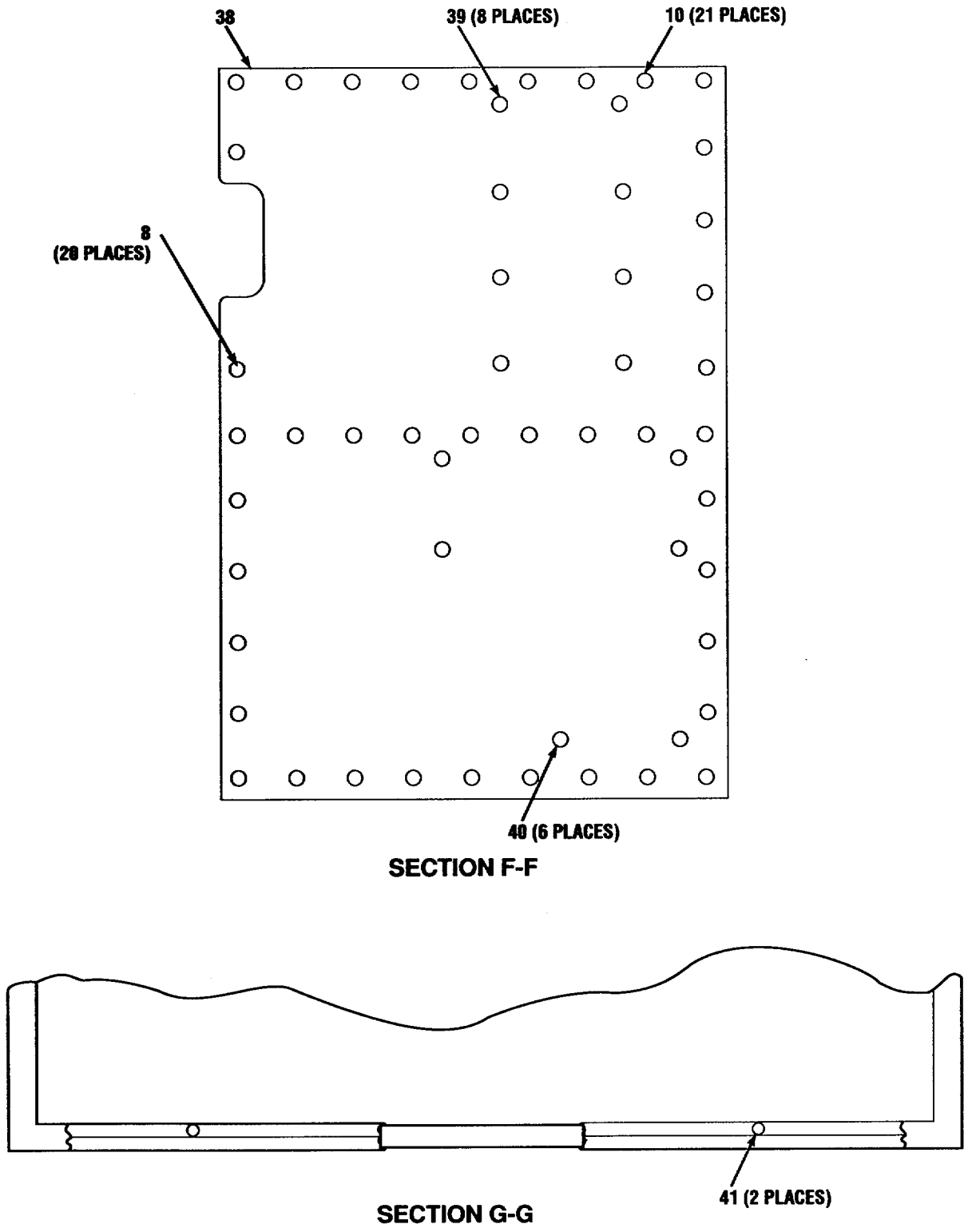
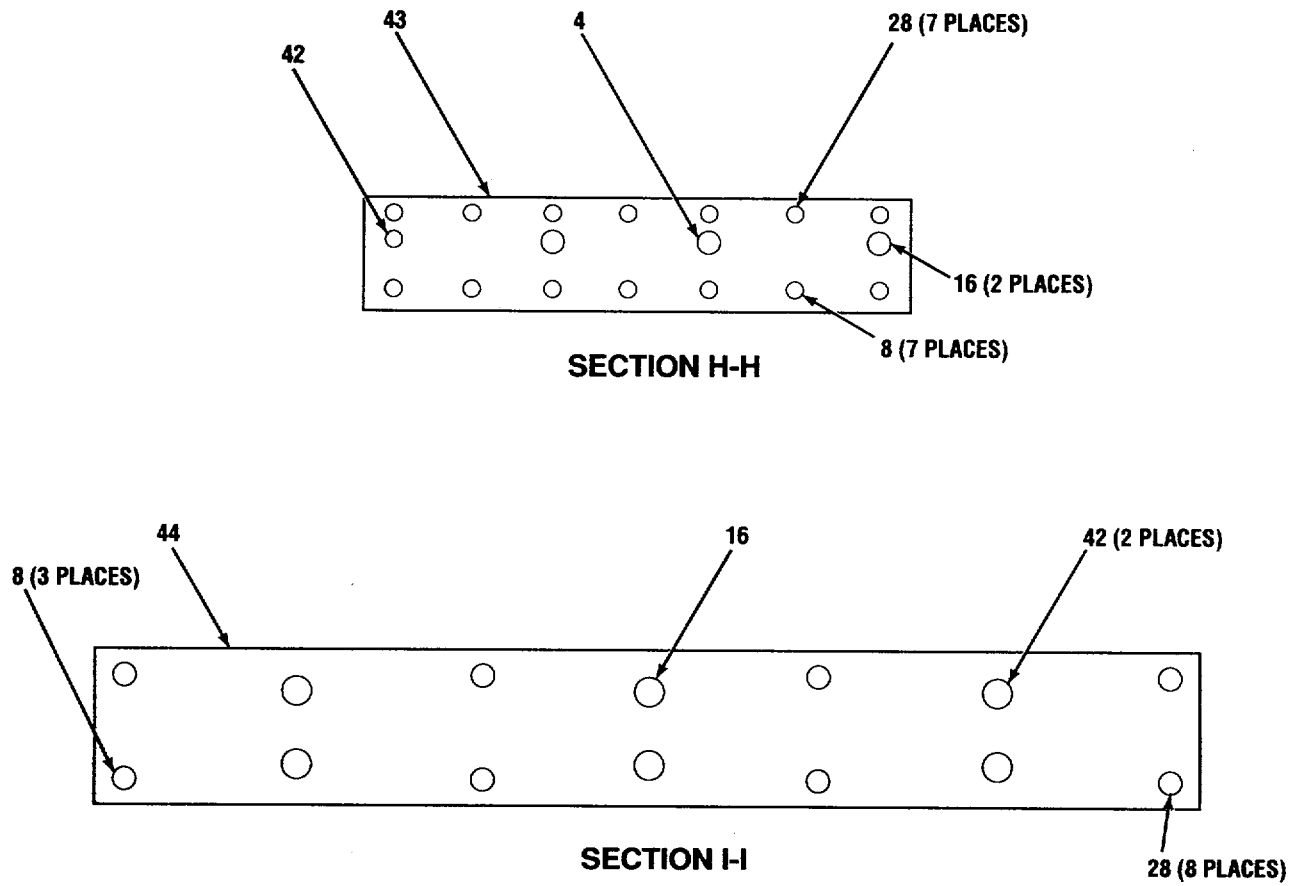


Figure 35. Doubler and Insert Instl. (A3023277) (Sheet 7 of 9)



CE2KD-082

Figure 35. Doubler and Insert Inst. (A3023277) (Sheet 8 of 9)



CE2KDM083

Figure 35. Doubler and Insert Instl. (A3023277) (Sheet 9 of 9)

SECTION II

TM 11-5411-215-14P

(1) ITEM NO	(2) SMR CODE	(3) CAGEC	(4) PART NUMBER	(5) DESCRIPTION AND USABLE ON CODES (UOC)	(6) QTY
GROUP 16 DOUBLER AND INSERT INSTL. (A3032277)					
FIG. 35					
1	XBHZZ	80063	SC-D-681076-26	NUT, BLIND RIVET	11
2	PAHZZ	81349	M24243/6-A604H	RIVET, BLIND	78
3	PAHZZ	81349	M24243/6-A608H	RIVET, BLIND	28
4	XBHZZ	80063	SC-D-681080-58	NUT, BLIND RIVET	71
5	XBHZZ	80063	A3032402-3	ANGLE, SUPPORT	1
6	PAHZZ	80063	SC-D-681080-49	NUT, BLIND RIVET	12
7	XBHZZ	80063	SC-D-681080-55	NUT, BLIND RIVET	57
8	PAHZZ	81349	M24243/5-E608	RIVET, BLIND	50
9	XBHZZ	80063	A3086949	DOUBLER, B.....	1
10	PAHZZ	81349	M24243/7-A602H	RIVET, BLIND	31
11	PAHZZ	81349	M24243/7-A403H	RIVET, BLIND	3
12	XBHZZ	80063	SC-D-681076-35	NUT, BLIND RIVET	2
13	PAHZZ	80063	SC-D-681076-2	NUT, BLIND RIVET	5
14	XBHZZ	80063	SC-D-681080-57	NUT, BLIND RIVET	6
15	XBHZZ	80063	SC-D-681080-56	NUT, BLIND RIVET	4
16	PAHZZ	80063	SC-D-681080-60	NUT BLIND RIVET-CSK	5
17	XBHZZ	80063	A3032402-2	ANGLE, SUPPORT	1
18	PAHZZ	80063	SC-D-681076-50	PLAIN BLIND RIVET	1
19	XBHZZ	80063	SC-D-681080-68	NUT, BLIND RIVET	24
20	XBHZZ	80063	SC-D-681076-62	NUT, BLIND RIVET	6
21	PAHZZ	80063	SC-D-681076-64	NUT, PLAIN, BLIND R	10
22	PAHZZ	80063	SC-D-681076-40	NUT, BLIND RIVET-FL	10
23	PAHZZ	96906	MS51922-35	NUT, SELF-LOCKING, HE	1
24	PAHZZ	96906	MS15795-418	WASHER, FLAT	2
25	PAHZZ	96906	MS16205-107	BOLT, MACHINE	1
26	XBHZZ	80063	SC-D-681076-70	NUT, BLIND RIVET	8
27	XBHZZ	80063	A3086952	DOUBLER, E.....	2
28	PAHZZ	81349	M24243/7-A604H	RIVET, BLIND	56
29	PAHZZ	80063	SC-D-681076-48	NUT, BLIND RIVET-FL	4
30	XBHZZ	80063	SC-D-68107, 6-51	NUT, BLIND RIVET	1
31	XBHZZ	80063	A3086953	DOUBLER, F.....	1
32	XBHZZ	80063	SC-D-681080-48	NUT, BLIND RIVET	2
33	XBHZZ	80063	SC-D-681080-40	NUT, BLIND RIVET	6
34	XBHZZ	80063	A3086956	DOUBLER, J	1
35	XBHZZ	80063	A3086954	DOUBLER, G	2
36	XBHZZ	80063	A3086955	DOUBLER, H	1
37	PAHZZ	80063	SC-D-681080-28	NUT, BLIND, RIVET	4
38	XBHZZ	80063	A3086948	DOUBLER, A.....	1
39	XBHZZ	80063	SC-D-681076-29	NUT, BLIND RIVET	8
40	PAHZZ	80063	SC-D-681076-39	NUT, BLIND RIVET	6
41	PAHZZ	80063	SC-D-681080-30	NUT, BLIND RIVET	2
42	PAHZZ	80063	SC-D-681080-50	NUT BLIND RIVET-CSK	3
43	XBHZZ	80063	A3086950	DOUBLER, C	1
44	XBHZZ	80063	A3086951	DOUBLER, D	1

END OF FIGURE

CROSS- REFERENCE-INDEXES

NATIONAL STOCK NUMBER INDEX					
STOCK NUMBER	FIG.	ITEM	STOCK NUMBER	FIG.	ITEM
5310-00-008-7843	35	23	5940-00-204-8966	32	63
5320-00-012-0747	14	10	5305-00-207-8253	4	15
	20	11		19	4
5305-00-021-3620	4	12	5310-00-225-5328	8	14
	19	2		9	3
5305-00-052-7436	2	61		11	6
5305-00-054-6652	31	6		12	12
	32	30		24	5
	33	13		27	12
5305-00-054-6668	34	3		28	11
5305-00-054-6670	24	15		31	30
	31	28		33	22
	33	20		34	5
5305-00-054-6671	28	25	5340-00-229-5747	6	11
5305-00-054-6673	11	4		10	9
5305-00-054-6674	28	28	5310-00-245-8826	6	21
5305-00-054-6676	8	12		10	19
	12	10	5330-00-248-3847	6	25
	24	3		10	23
	27	10	5365-00-263-9560	6	13
	28	20		10	12
5315-00-058-9756	17	11	5306-00-268-2439	6	18
5305-00-059-3659	27	15		10	17
	31	2	5950-00-274-9785	32	58
	33	4		32	61
5305-00-059-3660	32	8	5310-00-301-4055	31	31
5305-00-059-3662	32	12		33	31
5305-00-059-3663	25	18	5310-00-301-4558	6	12
5320-00-061-9652	23	5		10	11
	28	2	5310-00-338-2256	31	9
5315-00-063-9016	6	24		33	29
	10	22	5320-00-417-5827	2	53
5305-00-071-2073	18	5	5320-00-420-2165	2	35
5310-00-080-6004	17	2		5	1
5940-00-113-9828	32	65		12	1
5320-00-117-6853	15	1		13	8
5306-00-139-7381	17	12		21	5
5306-00-139-7382	17	1		22	5
5320-00-143-6149	35	11		23	8
5310-00-167-0814	2	49		24	8
	4	21		25	4
5365-00-173-7010	6	17		26	7
	10	16		27	22
5306-00-182-1513	2	48		28	6
	4	22		29	10
	5	2		32	50
	7	1		35	28
5306-00-182-1514	5	5	4010-00-436-3300	17	4
	7	4	5305-00-477-0122	30	1
5325-00-185-0012	32	27	5320-00-490-5523	1	10

CROSS- REFERENCE-INDEXES

NATIONAL STOCK NUMBER INDEX						
STOCK NUMBER	FIG.	ITEM	STOCK NUMBER	FIG.	ITEM	
5320-490-5523	2	46	5310-00-883-9384	25	20	
	5	14		27	17	
	11	2		31	4	
		21	7	32	10	
		22	7	33	6	
		23	1	5310-00-883-9417	4	16
		25	13		19	1
		26	10	5310-00-929-6395	31	7
		27	2		32	31
		29	13		33	12
		8	15		2	55
	5305-00-519-6590			5320-00-932-1972	25	26
	5306-00-543-5578	2	32		26	16
5305-00-579-5238	32	45		29	21	
5310-00-595-6057	2	33		32	64	
5315-00-614-3586	28	35		34	1	
5310-00-625-5756	5	3	5310-00-933-8119	8	13	
	7	2		11	5	
5306-00-637-8062	2	59		12	11	
5930-00-660-3954	32	66		24	4	
5310-00-691-0141	35	24		27	11	
5305-00-764-0076	24	14		28	21	
5310-00-807-1469	2	50		31	29	
	4	23		33	21	
	5	4		34	4	
	7	3		5310-00-933-8120	25	19
5310-00-811-1377	2	34			27	16
5310-00-811-3494	9	4	31		3	
5315-00-816-1794	17	8	32		9	
5315-00-846-8337	6	4	33		5	
	10	4	32		46	
5340-00-852-4506	4	10	28		29	
	19	7	5310-00-934-9759	32	57	
5320-00-874-4477	2	3		6240-00-946-4802	2	17
5310-00-880-5976	31	8	5		9	
	32	32	8	1		
	33	11	5320-00-956-7362	23	11	
5320-00-882-8385	2	28		24	18	
	5	13		27	1	
	12	3		31	11	
	13	1		33	9	
	25	2		35	2	
	26	1		2	1	
	27	20		4	7	
	28	24		12	6	
	29	1		23	10	
5320-00-882-8386	2	54		28	27	
	8	5	31	12		
5320-00-882-8388	8	3	32	1		
	8	23	33	2		
	9	6				

CROSS- REFERENCE-INDEXES

STOCK NUMBER	NATIONAL STOCK NUMBER INDEX		STOCK NUMBER	FIG.	ITEM
	FIG.	ITEM			
5310-00-960-1591	24	6			
5325-00-960-2410	32	38			
	32	70			
5940-00-983-6049	32	59			
	32	62			
5305-00-984-6193	9	2			
5340-00-989-4535	2	60			
5320-00-993-7354	32	53			
5320-01-032-6534	1	3			
	2	2			
	24	19			
	31	17			
	32	28			
	33	3			
	35	3			
5315-01-049-1773	6	9			
	10	10			
5310-01-055-3836	27	25			
	31	14			
	31	19			
	33	27			
	33	33			
5305-01-077-0997	2	56			
5310-01-081-8534	27	21			
4030-01-088-2952	4	26			
5310-01-097-6608	34	6			
5310-01-100-5210	13	6			
5320-01-180-2566	2	7			
	35	10			
5315-01-186-0829	6	5			
	10	5			
5307-01-187-7678	29	17			
5320-01-197-1605	28	1			
5340-01-239-8705	4	6			
5310-01-270-1743	3	6			
	16	3			
5306-01-270-5453	3	1			
	16	4			
5320-01-291-9121	2	5			
	4	4			
5305-01-298-2436	12	5			
5310-01-315-1169	35	37			
5975-01-322-6840	32	52			
5340-01-330-9925	2	31			

CROSS-REFERENCE INDEXES

CAGEC	PART NUMBER	PART NUMBER INDEX		FIG.	ITEM
			STOCK NUMBER		
88044	AN101011		5306-00-637-8062	2	59
88044	AN5C-25A		5306-00-182-1513	2	48
				5	2
				7	1
88044	AN5C-26A		5306-00-182-1514	5	5
				7	4
88044	AN5C25A		5306-00-182-1513	4	22
80059	AN931-11-16TYPEI			31	32
				33	23
88044	AN960-C516L		5310-00-167-0814	2	49
				4	21
80063	A3025726			2	38
80063	A3032096			34	7
80063	A3032098			1	9
80063	A3032099			28	46
80063	A3032100			34	2
80063	A3032136			24	13
80063	A3032140			32	34
80063	A3032142-2			28	45
80063	A3032143			32	54
80063	A3032158			28	15
80063	A3032192			32	55
80063	A3032194			32	51
80063	A3032195			32	68
80063	A3032197			5	7
80063	A3032200			5	8
80063	A3032201			7	6
80063	A3032203			4	1
80063	A3032205			4	8
80063	A3032206			22	6
80063	A3032207			22	2
80063	A3032208			21	6
80063	A3032209			21	3
80063	A3032211			23	9
80063	A3032212			25	17
80063	A3032213			25	14
80063	A3032214			26	12
80063	A3032215			26	11
				29	14
80063	A3032218			24	10
80063	A3032220			24	7
80063	A3032221			28	22
80063	A3032222			28	3
80063	A3032223			27	3
80063	A3032223-1			27	24
80063	A3032224			27	7
80063	A3032225			27	14
80063	A3032226			27	13
80063	A3032227			27	4
80063	A3032228			33	25
80063	A3032229			31	1

CAGEC	PART NUMBER	PART NUMBER INDEX		FIG.	ITEM
			STOCK NUMBER		
80063	A3032231			31	15
				33	7
80063	A3032233			27	18
80063	A3032234			24	16
80063	A3032235			27	19
80063	A3032236			31	18
80063	A3032236-1			31	36
80063	A3032237			33	1
80063	A3032238			30	5
80063	A3032239			30	7
80063	A3032240			30	2
80063	A3032241			30	4
80063	A3032242-1			28	49
80063	A3032242-2			28	48
80063	A3032242-3			28	50
80063	A3032243			28	44
80063	A3032244-1			32	48
80063	A3032244-2			32	49
80063	A3032245			32	36
80063	A3032246			2	16
80063	A3032248-1			7	8
80063	A3032248-2			5	11
80063	A3032249			2	82
80063	A3032250			2	18
80063	A3032251			2	26
80063	A3032252			23	4
80063	A3032253			25	3
80063	A3032254			25	12
80063	A3032255-1			26	9
80063	A3032255-2			29	12
80063	A3032256			26	2
				29	3
80063	A3032257			1	11
80063	A3032258			1	7
80063	A3032259			1	18
80063	A3032260-1			1	5
80063	A3032260-2			1	16
80063	A3032261			1	8
80063	A3032262			24	17
80063	A3032263			24	9
80063	A3032264			24	12
80063	A3032264-1			24	20
80063	A3032265			1	12
80063	A3032266			1	17
80063	A3032267-1			33	15
80063	A3032267-2			31	22
80063	A3032267-3			33	30
80063	A3032267-4			31	21
80063	A3032268-1			33	8
80063	A3032268-2			31	13
80063	A3032268-3			33	32

CAGEC	PART NUMBER	PART NUMBER INDEX		FIG.	ITEM
			STOCK NUMBER		
80063	A3032268-4			31	16
80063	A3032269			33	14
80063	A3032269-1			33	28
80063	A3032270			8	11
80063	A3032272			27	9
80063	A3032273			31	5
80063	A3032273-1			31	23
80063	A3032274			1	13
80063	A3032275			1	15
80063	A3032276			1	4
80063	A3032277			1	6
80063	A3032278			32	20
80063	A3032279			1	2
80063	A3032280			28	18
80063	A3032281			28	17
80063	A3032282			28	7
80063	A3032283			28	42
80063	A3032283-1			28	57
80063	A3032284			28	4
80063	A3032285			1	14
80063	A3032286			32	19
80063	A3032287			32	18
80063	A3032288-6			28	16
80063	A3032288-7			32	7
80063	A3032288-8			32	6
80063	A3032289-1			2	10
				21	4
				22	4
				24	1
				25	9
				28	5
				29	5
				31	26
				33	18
80063	A3032289-2			25	10
				27	5
				29	4
				31	25
				33	19
80063	A3032289-3			25	1
				29	2
80063	A3032289-4			2	70
80063	A3032292			11	7
80063	A3032293			11	3
80063	A3032298-1			8	25
80063	A3032298-2			28	41
80063	A3032299-1			4	17
80063	A3032299-2			4	18
80063	A3032300-6			9	14
80063	A3032300-7			9	13
80063	A3032304-4			9	12

CAGEC	PART NUMBER	PART NUMBER INDEX		FIG.	ITEM
		STOCK NUMBER			
80063	A3032305-1			2	27
80063	A3032305-2			2	23
80063	A3032306-1			12	17
80063	A3032306-10			28	56
80063	A3032306-11			28	30
80063	A3032306-2			27	8
80063	A3032306-5			8	26
80063	A3032306-6			24	22
				28	23
80063	A3032306-8			24	21
80063	A3032306-9			24	23
80063	A3032307			31	20
80063	A3032308			4	5
80063	A3032309-1			9	1
80063	A3032309-2			25	22
80063	A3032309-3			26	13
				29	18
80063	A3032309-4			28	47
80063	A3032310-3			28	14
80063	A3032311			32	2
80063	A3032312			32	26
80063	A3032313			32	35
80063	A3032314			32	24
80063	A3032315			32	22
80063	A3032316			32	23
80063	A3032317			32	21
80063	A3032318-1			28	8
80063	A3032319			25	24
				26	17
				29	22
80063	A3032320			25	11
				25	25
				26	8
				26	15
				29	11
				29	20
80063	A3032321			8	17
				13	5
				25	8
				26	6
				29	9
80063	A3032322-1			31	35
				33	26
80063	A3032323-1			5	16
80063	A3032323-2			5	15
80063	A3032324-1			5	12
80063	A3032324-5			5	10
80063	A3032328-1			8	10
80063	A3032328-2			28	19
80063	A3032330-1			8	18
				13	3

CAGEC	PART NUMBER	PART NUMBER INDEX		FIG.	ITEM
			STOCK NUMBER		
80063	A3032330-2			25	6
				26	4
				29	7
80063	A3032331			8	19
				13	4
				25	7
				26	5
				29	8
80063	A3032332-1			8	21
80063	A3032332-2			28	43
80063	A3032333			7	5
80063	A3032334			8	6
80063	A3032335			8	22
80063	A3032337			8	20
80063	A3032338			8	8
80063	A3032339			8	9
80063	A3032340-1			8	24
				12	8
				28	26
				28	52
				28	53
				28	58
80063	A3032341			8	2
80063	A3032342			9	5
80063	A3032343			9	9
80063	A3032344			9	7
80063	A3032345			9	8
80063	A3032346			2	64
80063	A3032347			9	11
80063	A3032348			9	10
80063	A3032352			8	4
80063	A3032353			4	9
80063	A3032354			13	2
80063	A3032356			13	10
80063	A3032357			13	9
80063	A3032358			13	11
80063	A3032359			13	7
80063	A3032361			12	13
80063	A3032362			12	9
80063	A3032364			12	15
80063	A3032364-1			12	7
80063	A3032365			12	16
80063	A3032366-1			12	2
80063	A3032366-3			12	4
80063	A3032367			12	14
80063	A3032368			4	2
80063	A3032372-1			31	37
80063	A3032372-2			31	34
80063	A3032379-1			26	14
				29	19
80063	A3032379-3			9	15

CAGEC	PART NUMBER	PART NUMBER INDEX		FIG.	ITEM
		STOCK NUMBER			
80063	A3032379-3			25	23
80063	A3032380-1			4	20
80063	A3032380-2			4	19
80063	A3032381			6	28
				10	26
80063	A3032383			6	23
				10	21
80063	A3032384-1			10	7
80063	A3032384-2			6	7
80063	A3032385-1			10	1
				10	24
80063	A3032385-2			6	1
80063	A3032385-3			6	26
80063	A3032387			6	27
				10	25
80063	A3032388			6	22
				10	20
80063	A3032389			6	16
				10	15
80063	A3032390			6	15
				10	14
80063	A3032391			6	2
				10	2
80063	A3032392-1			6	20
				10	3
80063	A3032392-2			6	3
80063	A3032393			6	19
80063	A3032394			6	10
				10	18
80063	A3032399			14	1
				20	6
80063	A3032400-1			2	68
80063	A3032400-2			2	40
80063	A3032402-2			35	17
80063	A3032402-3			35	5
80063	A3086349			24	2
80063	A3086352			28	36
80063	A3086352-1			28	54
80063	A3086352-2			28	55
80063	A3086354			28	51
80063	A3086355			28	33
80063	A3086357			28	31
80063	A3086464			32	17
80063	A3086465			32	25
80063	A3086466			32	43
80063	A3086467			32	40
80063	A3086468			32	67
80063	A3086469			32	15
80063	A3086471			28	37
80063	A3086472			28	13
80063	A3086545			1	1

CROSS-REFERENCE INDEXES

CAGEC	PART NUMBER	PART NUMBER INDEX		FIG.	ITEM
			STOCK NUMBER		
80063	A3086545-1			2	73
80063	A3086545-2			2	67
80063	A3086546			18	1
80063	A3086546-6			18	2
80063	A3086547			2	83
80063	A3086821			34	8
80063	A3086822			29	15
80063	A3086824			28	34
80063	A3086825			34	9
80063	A3086876			4	3
80063	A3086877			11	8
80063	A3086878			11	10
80063	A3086879			11	9
80063	A3086880			23	6
80063	A3086883-1			33	16
80063	A3086883-2			31	24
80063	A3086884			31	27
				33	17
80063	A3086885			28	32
80063	A3086936			32	56
80063	A3086937			32	3
80063	A3086939			32	16
80063	A3086940			32	37
80063	A3086941			32	14
80063	A3086943			32	4
80063	A3086944			2	11
80063	A3086945			25	21
80063	A3086947-1			28	39
80063	A3086947-2			28	38
80063	A3086948			35	38
80063	A3086949			35	9
80063	A3086950			35	43
80063	A3086951			35	44
80063	A3086952			35	27
80063	A3086953			35	31
80063	A3086954			35	35
80063	A3086955			35	36
80063	A3086956			35	34
80063	A3086957			31	33
				33	24
80063	A3086958			32	42
80063	A3086960			32	39
80063	A3086961			32	41
80063	A3086961-1			32	69
80063	A3086962			32	5
80063	A3086963			31	10
				33	10
80063	A3086964			32	29
80063	A3086965			32	44
80063	A3103742	5975-01-322-6840		32	52
80063	MS15795-418	5310-00-691-0141		35	24

CROSS-REFERENCE INDEXES

CAGEC	PART NUMBER	PART NUMBER INDEX		FIG.	ITEM
			STOCK NUMBER		
96906	MS15795-806		5310-00-880-5976	31	8
				32	32
				33	11
96906	MS15795-812		5310-00-625-5756	5	3
				7	2
96906	MS15795-815		5310-00-595-6057	2	33
96906	MS15795-841		5310-00-225-5328	8	14
				9	3
				11	6
				12	12
				24	5
				27	12
				28	11
				31	30
				33	22
				34	5
96906	MS15795-842		5310-00-883-9384	25	20
				27	17
				31	4
				32	10
				33	6
96906	MS16205-107			35	25
96906	MS16208-68		5306-00-543-5578	2	32
96906	MS16228-10C		5310-00-245-8826	6	21
				10	19
96906	MS16562-212		5315-00-614-3586	28	35
96906	MS16562-227		5315-00-058-9756	17	11
96906	MS171530		5315-01-049-1773	6	9
				10	10
96906	MS171656		5315-01-186-0829	6	5
				10	5
96906	MS171659		5315-00-846-8337	6	4
				10	4
96906	MS20470AD6-8		5320-00-117-6853	15	1
96906	MS20601B6W10		5320-00-061-9652	23	5
				28	2
96906	MS21042-5		5310-00-807-1469	2	50
				4	23
				5	4
				7	3
96906	MS21044-N08		5310-00-811-3494	9	4
96906	MS21266-IN		5325-00-960-2410	32	38
				32	70
96906	MS24243/6-A403H			28	40
96906	MS24525-23		5930-00-660-3954	32	66
96906	MS24617-54		5305-00-052-7436	2	61
96906	MS24665-285		5315-00-816-1794	17	8
96906	MS25036-102		5940-00-204-8966	32	63
96906	MS25036-148		5940-00-113-9828	32	65
96906	MS27183-14		5310-00-080-6004	17	2
96906	MS29513-115		5330-00-248-3847	6	25

CROSS-REFERENCE INDEXES

CAGEC	PART NUMBER	PART NUMBER INDEX		FIG.	ITEM
			STOCK NUMBER		
96906	MS29513-115		5330-00-248-3847	10	23
96906	MS35206-245		5305-00-984-6193	9	2
96906	MS35307-307		5305-00-021-3620	4	12
				19	2
96906	MS35307-308		5305-00-207-8253	4	15
				19	4
96906	MS35307-309		5305-00-579-5238	32	45
96906	MS35338-136		5310-00-929-6395	31	7
				32	31
				33	12
96906	MS35338-137		5310-00-933-8119	8	13
				11	5
				12	11
				24	4
				27	11
				28	21
				31	29
				33	21
				34	4
96906	MS35338-138		5310-00-933-8120	25	19
				27	16
				31	3
				32	9
				33	5
96906	MS35338-139		5310-00-933-8121	32	46
96906	MS35338-158		5310-00-883-9417	4	16
				19	1
96906	MS35489-35		5325-00-185-0012	32	27
96906	MS35495-53		5305-01-077-0997	2	56
96906	MS35649-284		5310-00-934-9759	28	29
96906	MS35751-163		5306-00-268-2439	6	18
				10	17
96906	MS35914-150		5340-00-989-4535	2	60
96906	MS35914-151		5340-00-852-4506	4	10
				19	7
96906	MS51844-62		4030-01-088-2952	4	26
				19	10
96906	MS51861-22C		5305-01-298-2436	12!	5
96906	MS51861-47C		5305-00-477-0122	30	1
96906	MS51922-35		5310-00-008-7843	35	23
96906	MS51922-72		5310-00-811-1377	2	34
96906	MS51957-126		5305-00-519-6590	8	15
96906	MS51957-28		5305-00-054-6652	31	6
				32	30
				33	13
96906	MS51957-43		5305-00-054-6668	34	3
96906	MS51957-45		5305-00-054-6670	24	15
				31	28
				33	20
96906	MS51957-46		5305-00-054-6671	28	25
96906	MS51957-48		5305-00-054-6673	11	4

CROSS-REFERENCE INDEXES

CAGEC	PART NUMBER	PART NUMBER INDEX		FIG.	ITEM
			STOCK NUMBER		
96906	MS51957-49		5305-00-054-6674	28	28
96906	MS51957-51		5305-00-054-6676	8	12
				12	10
				24	3
				27	10
				28	20
96906	MS51958-63		5305-00-059-3659	27	15
				31	2
				33	4
96906	MS51958-64		5305-00-059-3660	32	8
96906	MS51958-66		5305-00-059-3662	32	12
96906	MS51958-67		5305-00-059-3663	25	18
96906	MS51959-51		5305-00-764-0076	24	14
96906	MS90728-117		5305-00-071-2073	18	5
81349	M24243/1-A616		5320-01-197-1605	28	1
81349	M24243/5-E608			2	22
				35	8
81349	M24243/6-A401H		5320-00-417-5827	2	53
81349	M24243/6-A402H		5320-00-932-1972	2	55
				25	26
				26	16
				29	21
				32	64
				32	71
				34	1
81349	M24243/6-A403H		5320-00-882-8388	8	3
				8	23
				9	6
81349	M24243/6-A404H		5320-00-882-8386	2	54
				8	5
81349	M24243/6-A405H		5320-01-291-9121	2	5
				4	4
81349	M24243/6-A604H		5320-00-956-7355	2	17
				5	9
				8	1
				23	11
				24	18
				27	1
				31	11
				33	9
				35	2
81349	M24243/6-A606H		5320-00-882-8385	2	28
				5	13
				12	3
				13	1
				25	2
				26	1
				27	20
				28	24
				29	1
81349	M24243/6-A608H		5320-01-032-6534	1	3

CROSS-REFERENCE INDEXES

CAGEC	PART NUMBER	PART NUMBER INDEX		FIG.	ITEM
			STOCK NUMBER		
81349	M24243/6-A608H		5320-01-032-6534	2	2
				24	19
				31	17
				32	28
				33	3
				35	3
81349	M24243/7-A402H		5320-00-874-4477	2	3
81349	M24243/7-A403H		5320-00-143-6149	35	11
81349	M24243/7-A602H		5320-01-180-2566	2	7
81349	M24243/7-A604H		5320-00-420-2165	35	10
				2	35
				5	1
				12	1
				13	8
				21	5
				22	5
				23	8
				24	8
				25	4
				26	7
				27	22
				28	6
				29	10
				32	50
35	28				
81349	M24243/7-A606H		5320-00-490-5523	1	10
				2	46
				5	14
				11	2
				21	7
				22	7
				23	1
				25	13
				26	10
				27	2
				29	13
81349	M24248/6-A604H			30	3
81349	M24248/6-A608H			30	6
81349	M45938/4-5		5310-00-338-2256	31	9
81349	M45938/4-7		5310-00-960-1591	33	29
				24	6
				27	21
				27	25
				31	14
				31	19
				33	27
				33	33
81349	M63540/1-23C		5307-01-187-7678	29	17
80205	NAS1329H08K75L		5310-00-301-4055	31	31
80205	NAS1399D4-3		5320-00-993-7354	33	31
				32	53

CROSS-REFERENCE INDEXES

CAGEC	PART NUMBER	PART NUMBER INDEX		FIG.	ITEM
			STOCK NUMBER		
80205	NAS1399D6-6		5320-00-012-0747	14	10
				20	11
80205	NAS561C8-22		5315-00-063-9016	6	24
				10	22
80063	SC-B-200145		5365-00-263-9560	6	13
				10	12
80063	SC-B-200146		5310-00-301-4558	6	12
				10	11
80063	SC-B-200150			6	6
				10	6
80063	SC-B-200151			6	8
				10	8
80063	SC-B-595073			6	14
				10	13
80063	SC-B-781197			4	14
				19	6
80063	SC-B-781198			4	27
				19	11
80063	SC-B-781199			4	25
				19	9
80063	SC-B-781201			4	24
				19	8
80063	SC-B-781204			4	13
				19	5
80063	SC-C-200135			2	57
80063	SC-C-200141		5340-00-229-5747	6	11
				10	9
80063	SC-C-200154			4	11
				19	3
80063	SC-C-200157			17	7
80063	SC-C-200158			17	6
80063	SC-C-351470			18	4
80063	SC-C-555515-3			14	7
				20	8
80063	SC-C-595039			17	10
80063	SC-C-595074			18	8
80063	SC-C-595075			18	6
80063	SC-C-595076			18	3
80063	SC-C-595076-1			18	9
80063	SC-C-595076-2			18	7
80063	SC-C-595076-3			18	10
80063	SC-C-595537		5340-01-239-8705	4	6
80063	SC-D-595078			17	9
80063	SC-D-595078-1			17	3
80063	SC-D-595548			2	62
80063	SC-D-681076-16		5310-01-097-6608	34	6
80063	SC-D-681076-17			8	16
80063	SC-D-681076-18			29	16
80063	SC-D-681076-2			32	33
				35	13
80063	SC-D-681076-24			11	1

CAGEC	PART NUMBER	PART NUMBER INDEX		FIG.	ITEM
			STOCK NUMBER		
80063	SC-D-681076-26			35	1
80063	SC-D-681076-29			35	39
80063	SC-D-681076-35			35	12
80063	SC-D-681076-39			8	7
				32	47
				35	40
80063	SC-D-681076-40			27	23
				35	22
80063	SC-D-681076-45			25	5
				26	3
				29	6
80063	SC-D-681076-48			35	29
80063	SC-D-681076-49			2	42
80063	SC-D-681076-50			35	18
80063	SC-D-681076-51			35	30
80063	SC-D-681076-54			23	7
80063	SC-D-681076-57			2	41
80063	SC-D-681076-59			28	12
80063	SC-D-681076-62			35	20
80063	SC-D-681076-64			35	21
80063	SC-D-681076-70			35	26
80063	SC-D-681080-27			32	11
80063	SC-D-681080-28	5310-01-315-1169		35	37
80063	SC-D-681080-30			24	11
				35	41
80063	SC-D-681080-32			23	3
80063	SC-D-681080-35			32	13
80063	SC-D-681080-40			35	33
80063	SC-D-681080-42	5310-01-100-5210		13	6
80063	SC-D-681080-48			35	32
80063	SC-D-681080-49			21	1
				22	1
				25	16
				28	9
				35	6
80063	SC-D-681080-50			35	42
80063	SC-D-681080-53			27	6
80063	SC-D-681080-55			35	7
80063	SC-D-681080-56			35	15
80063	SC-D-681080-57			35	14
80063	SC-D-681080-58			35	4
80063	SC-D-681080-59			2	39
				21	2
				22	3
				25	15
				28	10
80063	SC-D-681080-60			35	16
80063	SC-D-681080-64			23	2
80063	SC-D-681080-66			23	12
80063	SC-D-681080-68			35	19
80063	SM-B-340027	4010-00-436-3300		17	4

CROSS-REFERENCE INDEXES

CAGEC	PART NUMBER	PART NUMBER INDEX		FIG.	ITEM
			STOCK NUMBER		
80063	SM-B-340028			17	5
80063	SM-B-340031			34	10
80063	SM-B-555506			14	2
				20	2
80063	SM-B-564727-1		5306-00-139-7382	17	1
80063	SM-B-564727-2		5306-00-139-7381	17	12
80063	SM-B-615259-1		5365-00-173-7010	6	17
				10	16
80063	SM-B-947149			3	4
				16	2
80063	SM-B-947150			3	5
				16	6
80063	SM-B-947151			3	2
				16	5
80063	SM-B-947152		5306-01-270-5453	3	1
				16	4
80063	SM-B-947158-2			2	12
80063	SM-B-947163-1			2	65
80063	SM-B-947163-2			2	63
80063	SM-B-947164			2	4
80063	SM-B-947215			2	45
80063	SM-B-947231			2	58
80063	SM-B-947234		5310-01-270-1743	3	6
				16	3
80063	SM-C-165382			2	47
80063	SM-C-165382-1			15	2
80063	SM-C-165383			15	3
80063	SM-C-317057			5	6
				7	7
80063	SM-C-564811			2	66
80063	SM-C-947129-10			2	52
80063	SM-C-947129-9			2	51
80063	SM-C-947133			2	71
80063	SM-C-947134-1			2	69
80063	SM-C-947134-2			2	72
80063	SM-C-947147			2	14
80063	SM-C-947148			3	3
80063	SM-C-947174-2			14	4
				20	4
80063	SM-C-947174-3			14	3
				20	3
80063	SM-C-947174-4			14	5
				20	5
80063	SM-C-947174-5			20	1
80063	SM-C-947176			2	8
80063	SM-C-947177			16	1
80063	SM-C-947222			2	44
80063	SM-C-947230			14	8
				20	9
80063	SM-C-947237			14	6
				20	7

CROSS-REFERENCE INDEXES

CAGEC	PART NUMBER	PART NUMBER INDEX		FIG.	ITEM
			STOCK NUMBER		
80063	SM-D-555567		5340-01-330-9925	2	31
80063	SM-D-947084			2	43
80063	SM-D-947085			2	24
80063	SM-D-947135			2	29
80063	SM-D-947136			2	30
80063	SM-D-947137-1			2	21
80063	SM-D-947137-2			2	25
80063	SM-D-947138-1			2	6
80063	SM-D-947138-2			2	15
80063	SM-D-947139			2	19
80063	SM-D-947140-GRI			2	20
80063	SM-D-947140-GRII			2	9
80063	SM-D-947140-GRIV			2	13
80063	SM-D-947140GRIII			2	37
80063	SM-D-947154			2	75
80063	SM-D-947154-1			2	80
80063	SM-D-947154-2			2	74
80063	SM-D-947154-3			2	79
80063	SM-D-947154-4			2	77
80063	SM-D-947155			2	81
80063	SM-D-947156			2	76
80063	SM-D-947157			2	78
80063	SM-D-947235			2	36
80063	SM-D-947236			14	9
				20	10
17023	02683		5950-00-274-9785	32	58
				32	61
65597	031850-0008		5940-00-983-6049	32	59
18876	10640709-1		5320-00-956-7362	2	1
				4	7
				12	6
				23	10
				28	27
				31	12
				32	1
				33	2
24446	4416B			32	60
08806	4422		6240-00-946-4802	32	57
76219	670A-8		5940-00-983-6049	32	62

CROSS REFERENCE INDEXES

FIG.	ITEM	FIGURE AND ITEM NUMBER INDEX STOCK NUMBER	CAGEC	PART NUMBER
1	1		80063	A3086545
1	2		80063	A3032279
1	3	5320-01-032-6534	81349	M24243/6-A608H
1	4		80063	A3032276
1	5		80063	A3032260-1
1	6		80063	A3032277
1	7		80063	A3032258
1	8		80063	A3032261
1	9		80063	A3032098
1	10	5320-00-490-5523	81349	M24243/7-A606H
1	11		80063	A3032257
1	12		80063	A3032265
1	13		80063	A3032274
1	14		80063	A3032285
1	15		80063	A3032275
1	16		80063	A3032260-2
1	17		80063	A3032266
1	18		80063	A3032259
2	1	5320-00-956-7362	18876	10640709-1
2	2	5320-01-032-6534	81349	M24243/6-A608H
2	3	5320-00-874-4477	81349	M24243/7-A402H
2	4		80063	SM-B-947164
2	5	5320-01-291-9121	81349	M24243/6-A405H
2	6		80063	SM-D-947138-1
2	7	5320-01-180-2566	81349	M24243/7-A602H
2	8		80063	SM-C-947176
2	9		80063	SM-D-947140-GRII
2	10		80063	A3032289-1
2	11		80063	A3086944
2	12		80063	SM-B-947158-2
2	13		80063	SM-D-947140-GRIV
2	14		80063	SM-C-947147
2	15		80063	SM-D-947138-2
2	16		80063	A3032246
2	17	5320-00-956-7355	81349	M24243/6-A604H
2	18		80063	A3032250
2	19		80063	SM-D-947139
2	20		80063	SM-D-947140-GRI
2	21		80063	SM-D-947137-1
2	22		81349	M24243/5-E608
2	23		80063	A3032305-2
2	24		80063	SM-D-947085
2	25		80063	SM-D-947137-2
2	26		80063	A3032251
2	27		80063	A3032305-1
2	28	5320-00-882-8385	81349	M24243/6-A606H
2	29		80063	SM-D-947135
2	30		80063	SM-D-947136
2	31	5340-01-330-9925	80063	SM-D-555567
2	32	5306-00-543-5578	96906	MS16208-68
2	33	5310-00-595-6057	96906	MS15795-815

CROSS REFERENCE INDEXES

FIG.	ITEM	FIGURE AND ITEM NUMBER INDEX STOCK NUMBER	CAGEC	PART NUMBER
2	34	5310-00-811-1377	96906	MS51922-72
2	35	5320-00-420-2165	81349	M24243/7-A604H
2	36		80063	SM-D-947235
2	37		80063	SM-D-947140GRIII
2	38		80063	A3025726
2	39		80063	SC-D-681080-59
2	40		80063	A3032400-2
2	41		80063	SC-D-681076-57
2	42		80063	SC-D-681076-49
2	43		80063	SM-D-947084
2	44		80063	SM-C-947222
2	45		80063	SM-B-947215
2	46	5320-00-490-5523	81349	M24243/7-A606H
2	47		80063	SM-C-165382
2	48	5306-00-182-1513	88044	AN5C-25A
2	49	5310-00-167-0814	88044	AN960-C516L
2	50	5310-00-807-1469	96906	MS21042-5
2	51		80063	SM-C-947129-9
2	52		80063	SM-C-947129-10
2	53	5320-00-417-5827	81349	M24243/6-A401H
2	54	5320-00-882-8386	81349	M24243/6-A404H
2	55	5320-00-932-1972	81349	M24243/6-A402H
2	56	5305-01-077-0997	96906	MS35495-53
2	57		80063	SC-C-200135
2	58		80063	SM-B-947231
2	59	5306-00-637-8062	88044	AN101011
2	60	5340-00-989-4535	96906	MS35914-150
2	61	5305-00-052-7436	96906	MS24617-54
2	62		80063	SC-D-595548
2	63		80063	SM-B-947163-2
2	64		80063	A3032346
2	65		80063	SM-B-947163-1
2	66		80063	SM-C-564811
2	67		80063	A3086545-2
2	68		80063	A3032400-1
2	69		80063	SM-C-947134-1
2	70		80063	A3032289-4
2	71		80063	SM-C-947133
2	72		80063	SM-C-947134-2
2	73		80063	A3086545-1
2	74		80063	SM-D-947154-2
2	75		80063	SM-D-947154
2	76		80063	SM-D-947156
2	77		80063	SM-D-947154-4
2	78		80063	SM-D-947157
2	79		80063	SM-D-947154-3
2	80		80063	SM-D-947154-1
2	81		80063	SM-D-947155
2	82		80063	A3032249
2	83		80063	A3086547
2	1	5306-01-270-5453	80063	SM-B-947152

CROSS REFERENCE INDEXES

FIG.	ITEM	FIGURE AND ITEM NUMBER INDEX STOCK NUMBER	CAGEC	PART NUMBER
3	2		80063	SM-B-947151
3	3		80063	SM-C-947148
3	4		80063	SM-B-947149
3	5		80063	SM-B-947150
3	6	5310-01-270-1743	80063	SM-B-947234
4	1		80063	A3032203
4	2		80063	A3032368
4	3		80063	A3086876
4	4	5320-01-291-9121	81349	M24243/6-A405H
4	5		80063	A3032308
4	6	5340-01-239-8705	80063	SC-C-595537
4	7	5320-00-956-7362	18876	10640709-1
4	8		80063	A3032205
4	9		80063	A3032353
4	10	5340-00-852-4506	96906	MS35914-151
4	11		80063	SC-C-200154
4	12	5305-00-021-3620	96906	MS35307-307
4	13		80063	SC-B-781204
4	14		80063	SC-B-781197
4	15	5305-00-207-8253	96906	MS35307-308
4	16	5310-00-883-9417	96906	MS35338-158
4	17		80063	A3032299-1
4	18		80063	A3032299-2
4	19		80063	A3032380-2
4	20		80063	A3032380-1
4	21	5310-00-167-0814	88044	AN960-C516L
4	22	5306-00-182-1513	88044	AN5C25A
4	23	5310-00-807-1469	96906	MS21042-5
4	24		80063	SC-B-781201
4	25		80063	SC-B-781199
4	26	4030-01-088-2952	96906	MS51844-62
4	27		80063	SC-B-781198
5	1	5320-00-420-2165	81349	M24243/7-A604H
5	2	5306-00-182-1513	88044	AN5C-25A
5	3	5310-00-625-5756	96906	MS15795-812
5	4	5310-00-807-1469	96906	MS21042-5
5	5	5306-00-182-1514	88044	AN5C-26A
5	6		80063	SM-C-317057
5	7		80063	A3032197
5	8		80063	A3032200
5	9	5320-00-956-7355	81349	M24243/6-A604H
5	10		80063	A3032324-5
5	11		80063	A3032248-2
5	12		80063	A3032324-1
5	13	5320-00-882-8385	81349	M24243/6-A606H
5	14	5320-00-490-5523	81349	M24243/7-A606H
5	15		80063	A3032323-2
5	16		80063	A3032323-1
6	1		80063	A3032385-2
6	2		80063	A3032391
6	3		80063	A3032392-2

CROSS REFERENCE INDEXES

FIG.	ITEM	FIGURE AND ITEM NUMBER INDEX STOCK NUMBER	CAGEC	PART NUMBER
6	4	5315-00-846-8337	96906	MS171659
6	5	5315-01-186-0829	96906	MS171656
6	6		80063	SC-B--200150
6	7		80063	A3032384-2
6	8		80063	SC-B--200151
6	9	5315-01-049-1773	96906	MS171530
6	10		80063	A3032'394
6	11	5340-00-229-5747	80063	SC-C--200141
6	12	5310-00-301-4558	80063	SC-B--200146
6	13	5365-00-263-9560	80063	SC-B--200145
6	14		80063	SC-B--595073
6	15		80063	A3032390
6	16		80063	A3032389
6	17	5365-00-173-7010	80063	SM-B--615259-1
6	18	5306-00-268-2439	96906	MS35751-163
6	19		80063	A3032393
6	20		80063	A3032392-1
6	21	5310-00-245-8826	96906	MS16228-10C
6	22		80063	A3032388
6	23		80063	A3032383
6	24	5315-00-063-9016	80205	NAS561C8-22
6	25	5330-00-248-3847	96906	MS29513-115
6	26		80063	A3032385-3
6	27		80063	A3032387
6	28		80063	A3032381
7	1	5306-00-182-1513	88044	AN5C-25A
7	2	5310-00-625-5756	96906	MS15795-812
7	3	5310-00-807-1469	96906	MS21342-5
7	4	5306-00-182-1514	88044	AN5C-26A
7	5		80063	A3032333
7	6		80063	A3032201
7	7		80063	SM-C-317057
7	8		80063	A3032248-1
8	1	5320-00-956-7355	81349	M24243/6-A604H
8	2		80063	A3032341
8	3	5320-00-882-8388	81349	M24243/6-A403H
8	4		80063	A3032352
8	5	5320-00-882-8386	81349	M24243/6-A404H
8	6		80063	A3032334
8	7		80063	SC-D-681076-39
8	8		80063	A3032338
8	9		80063	A3032339
8	10		80063	A3032328-1
8	11		80063	A3032270
8	12	5305-00-054-6676	96906	MS51957-51
8	13	5310-00-933-8119	96906	MS35338-137
8	14	5310-00-225-5328	96906	MS15795-841
8	15	5305-00-519-6590	96906	MS51957-126
8	16		80063	SC-D-681076-17
8	17		80063	A3032321
8	18		80063	A3032330-1

CROSS REFERENCE INDEXES

FIG.	ITEM	FIGURE AND ITEM NUMBER INDEX STOCK NUMBER	CAGEC	PART NUMBER
8	19		80063	A3032331
8	20		80063	A3032337
8	21		80063	A3032332-1
8	22		80063	A3032335
8	23	5320-00-882-8388	81349	M24243/6-A403H
8	24		80063	A3032340-1
8	25		80063	A3032298-1
8	26		80063	A3032306-5
9	1		80063	A3032309-1
9	2	5305-00-984-6193	96906	MS35206-245
9	3	5310-00-225-5328	96906	MS15795-841
9	4	5310-00-811-3494	96906	MS21044-N08
9	5		80063	A3032342
9	6	5320-00-882-8388	81349	M24243/6-A403H
9	7		80063	A3032344
9	8		80063	A3032345
9	9		80063	A3032343
9	10		80063	A3032348
9	11		80063	A3032347
9	12		80063	A3032304-4
9	13		80063	A3032300-7
9	14		80063	A3032300-6
9	15		80063	A3032379-3
10	1		80063	A3032385-1
10	2		80063	A3032391
10	3		80063	A3032392-1
10	4	5315-00-846-8337	96906	MS171659
10	5	5315-01-186-0829	96906	MS171656
10	6		80063	SC-B-200150
10	7		80063	A3032384-1
10	8		80063	SC-B-200151
10	9	5340-00-229-5747	80063	SC-C-200141
10	10	5315-01-049-1773	96906	MS171530
10	11	5310-00-301-4558	80063	SC-B-200146
10	12	5365-00-263-9560	80063	SC-B-200145
10	13		80063	SC-B-595073
10	14		80063	A3032390
10	15		80063	A3032389
10	16	5365-00-173-7010	80063	SM-B-615259-1
10	17	5306-00-268-2439	96906	MS35751-163
10	18		80063	A3032394
10	19	5310-00-245-8826	96906	MS16228-10C
10	20		80063	A3032388
10	21		80063	A3032383
10	22	5315-00-063-9016	80205	NAS561C8-22
10	23	5330-00-248-3847	96906	MS29513-115
10	24		80063	A3032385-1
10	25		80063	A3032387
10	26		80063	A3032381
11	1		80063	SC-D-681076-24
11	2	5320-00-490-5523	81349	M24243/7-A606H

CROSS REFERENCE INDEXES

FIG.	ITEM	FIGURE AND ITEM NUMBER INDEX STOCK NUMBER	CAGEC	PART NUMBER
11	3		80063	A3032293
11	4	5305-00-054-6673	96906	MS51957-48
11	5	5310-00-933-8119	96906	MS35338-137
11	6	5310-00-225-5328	96906	MS15795-841
11	7		80063	A3032292
11	8		80063	A3086877
11	9		80063	A3086879
11	10		80063	A3086878
12	1	5320-00-420-2165	81349	M24243/7-A604H
12	2		80063	A3032366-1
12	3	5320-00-882-8385	81349	M24243/6-A606H
12	4		80063	A3032366-3
12	5	5305-01-298-2436	96906	MS51861-22C
12	6	5320-00-956-7362	18876	10640709-1
12	7		80063	A3032364-1
12	8		80063	A3032340-1
12	9		80063	A3032362
12	10	5305-00-054-6676	96906	MS51957-51
12	11	5310-00-933-8119	96906	MS35338-137
12	12	5310-00-225-5328	96906	MS15795-841
12	13		80063	A3032361
12	14		80063	A3032367
12	15		80063	A3032364
12	16		80063	A3032365
12	17		80063	A3032306-1
13	1	5320-00-882-8385	81349	M24243/6-A606H
13	2		80063	A3032354
13	3		80063	A3032330-1
13	4		80063	A3032331
13	5		80063	A3032321
13	6	5310-01-100-5210	80063	SC-D-681080-42
13	7		80063	A3032359
13	8	5320-00-420-2165	81349	M24243/7-A604H
13	9		80063	A3032357
13	10		80063	A3032356
13	11		80063	A3032358
14	1		80063	A3032399
14	2		80063	SM-B-555506
14	3		80063	SM-C-947174-3
14	4		80063	SM-C-947174-2
14	5		80063	SM-C-947174-4
14	6		80063	SM-C-947237
14	7		80063	SC-C-555515-3
14	8		80063	SM-C-947230
14	9		80063	SM-D-947236
14	10	5320-00-012-0747	80205	NAS1399D6-6
15	1	5320-00-117-6853	96906	MS20470AD6-8
15	2		80063	SM-C-165382-1
15	3		80063	SM-C-165383
16	1		80063	SM-C-947177
16	2		80063	SM-B-947149

CROSS REFERENCE INDEXES

FIG.	ITEM	FIGURE AND ITEM NUMBER INDEX STOCK NUMBER	CAGEC	PART NUMBER
16	3	5310-01-270-1743	80063	SM-B-947234
16	4	5306-01-270-5453	80063	SM-B-947152
16	5		80063	SM-B-947151
16	6		80063	SM-B-947150
17	1	5306-00-139-7382	80063	SM-B-564727-1
17	2	5310-00-080-6004	96906	MS27183-14
17	3		80063	SC-D-595078-1
17	4	4010-00-436-3300	80063	SM-B-340027
17	5		80063	SM-B-340028
17	6		80063	SC-C-200158
17	7		80063	SC-C-200157
17	8	5315-00-816-1794	96906	MS24665-285
17	9		80063	SC-D-595078
17	10		80063	SC-C-595039
17	11	5315-00-058-9756	96906	MS16562-227
17	12	5306-00-139-7381	80063	SM-B-564727-2
18	1		80063	A3086546
18	2		80063	A3086546-6
18	3		80063	SC-C-595076
18	4		80063	SC-C-351470
18	5	5305-00-071-2073	96906	MS90728-117
18	6		80063	SC-C-595075
18	7		80063	SC-C-595076-2
18	8		80063	SC-C-595074
18	9		80063	SC-C-595076-1
18	10		80063	SC-C-595076-3
19	1	5310-00-883-9417	96906	MS35338-158
19	2	5305-00-021-3620	96906	MS35307-307
19	3		80063	SC-C-200154
19	4	5305-00-207-8253	96906	MS35307-308
19	5		80063	SC-B-781204
19	6		80063	SC-B-781197
19	7	5340-00-852-4506	96906	MS35914-151
19	8		80063	SC-B-781201
19	9		80063	SC-B-781199
19	10		96906	MS51844-62
19	11		80063	SC-B-781198
20	1		80063	SM-C-947174-5
20	2		80063	SM-B-555506
20	3		80063	SM-C-947174-3
20	4		80063	SM-C-947174-2
20	5		80063	SM-C-947174-4
20	6		80063	A3032399
20	7		80063	SM-C-947237
20	8		80063	SC-C-555515-3
20	9		80063	SM-C-947230
20	10		80063	SM-D-947236
20	11	5320-00-012-0747	80205	NAS1399D6-6
21	1		80063	SC-D-681080-49
21	2		80063	SC-D-681080-59
21	3		80063	A3032209

CROSS REFERENCE INDEXES

FIG.	ITEM	FIGURE AND ITEM NUMBER INDEX STOCK NUMBER	CAGEC	PART NUMBER
21	4		80063	A3032289-1
21	5	5320-00-420-2165	81349	M24243/7-A604H
21	6		80063	A3032208
21	7	5320-00-490-5523	81349	M24243/7-A606H
22	1		80063	SC-D-681080-49
22	2		80063	A3032207
22	3		80063	SC-D-681080-59
22	4		80063	A3032289-1
22	5	5320-00-420-2165	81349	M24243/7-A604H
22	6		80063	A3032206
22	7	5320-00-490-5523	81349	M24243/7-A606H
23	1	5320-00-490-5523	81349	M24243/7-A606H
23	2		80063	SC-D-681080-64
23	3		80063	SC-D-681080-32
23	4		80063	A3032252
23	5	5320-00-061-9652	96906	MS20601B6W10
23	6		80063	A3086880
23	7		80063	SC-D-681076-54
23	8	5320-00-420-2165	81349	M24243/7-A604H
23	9		80063	A3032211
23	10	5320-00-956-7362	18876	10640709-1
23	11	5320-00-956-7355	81349	M24243/6-A604H
23	12		80063	SC-D-681080-66
24	1		80063	A3032289-1
24	2		80063	A3086349
24	3	5305-00-054-6676	96906	MS51957-51
24	4	5310-00-933-8119	96906	MS35338-137
24	5	5310-00-225-5328	96906	MS15795-841
24	6	5310-00-960-1591	81349	M45938/4-7
24	7		80063	A3032220
24	8	5320-00-420-2165	81349	M24243/7-A604H
24	9		80063	A3032263
24	10		80063	A3032218
24	11		80063	SC-D-681080-30
24	12		80063	A3032264
24	13		80063	A3032136
24	14	5305-00-764-0076	96906	MS51959-51
24	15	5305-00-054-6670	96906	MS51957-45
24	16		80063	A3032234
24	17		80063	A3032262
24	18	5320-00-956-7355	81349	M24243/6-A604H
24	19	5320-01-032-6534	81349	M24243/6-A608H
24	20		80063	A3032264-1
24	21		80063	A3032306-8
24	22		80063	A3032306-6
24	23		80063	A3032306-9
25	1		80063	A3032289-3
25	2	5320-00-882-8385	81349	M24243/6-A606H
25	3		80063	A3032253
25	4	5320-00-420-2165	81349	M24243/7-A604H
25	5		80063	SC-D-681076-45

CROSS REFERENCE INDEXES

FIG.	ITEM	FIGURE AND ITEM NUMBER INDEX STOCK NUMBER	CAGEC	PART NUMBER
25	6		80063	A3032330-2
25	7		80063	A3032331
25	8		80063	A3032321
25	9		80063	A3032289-1
25	10		80063	A3032289-2
25	11		80063	A3032320
25	12		80063	A3032254
25	13	5320-00-490-5523	81349	M24243/7-A606H
25	14		80063	A3032213
25	15		80063	SC-D-681080-59
25	16		80063	SC-D-681080-49
25	17		80063	A3032212
25	18	5305-00-059-3663	96906	MS51958-67
25	19	5310-00-933-8120	96906	MS35338-138
25	20	5310-00-883-9384	96906	MS15795-842
25	21		80063	A3086945
25	22		80063	A3032309-2
25	23		80063	A3032379-3
25	24		80063	A3032319
25	25		80063	A3032320
25	26	5320-00-932-1972	81349	M24243/6-A402H
26	1	5320-00-882-8385	81349	M24243/6-A606H
26	2		80063	A3032256
26	3		80063	SC-D-681076-45
26	4		80063	A3032330-2
26	5		80063	A3032331
26	6		80063	A3032321
26	7	5320-00-420-2165	81349	M24243/7-A604H
26	8		80063	A3032320
26	9		80063	A3032255-1
26	10	5320-00-490-5523	81349	M24243/7-A606H
26	11		80063	A3032215
26	12		80063	A3032214
26	13		80063	A3032309-3
26	14		80063	A3032379-1
26	15		80063	A3032320
26	16	5320-00-932-1972	81349	M24243/6-A402H
26	17		80063	A3032319
27	1	5320-00-956-7355	81349	M24243/6-A604H
27	2	5320-00-490-5523	81349	M24243/7-A606H
27	3		80063	A3032223
27	4		80063	A3032227
27	5		80063	A3032289-2
27	6		80063	SC-D-681080-53
27	7		80063	A3032224
27	8		80063	A3032306-2
27	9		80063	A3032272
27	10	5305-00-054-6676	96906	MS51957-51
27	11	5310-00-933-8119	96906	MS35338-137
27	12	5310-00-225-5328	96906	MS15795-841
27	13		80063	A3032226

CROSS REFERENCE INDEXES

FIG.	ITEM	FIGURE AND ITEM NUMBER INDEX STOCK NUMBER	CAGEC	PART NUMBER
27	14		80063	A3032225
27	15	5305-00-059-3659	96906	MS51958-63
27	16	5310-00-933-8120	96906	MS35338-138
27	17	5310-00-883-9384	96906	MS15795-842
27	18		80063	A3032233
27	19		80063	A3032235
27	20	5320-00-882-8385	81349	M24243/6-A606H
27	21	5310-01-081-8534	81349	M45938/4-8
27	22	5320-00-420-2165	81349	M24243/7-A604H
27	23		80063	SC-D-681076-40
27	24		80063	A3032223-1
27	25	5310-01-055-3836	81349	M45938/4-9
28	1	5320-01-197-1605	81349	M24243/1-A616
28	2	5320-00-061-9652	96906	MS20601B6W10
28	3		80063	A3032222
28	4		80063	A3032284
28	5		80063	A3032289-1
28	6	5320-00-420-2165	81349	M24243/7-A604H
28	7		80063	A3032282
28	8		80063	A3032318-1
28	9		80063	SC-D-681080-49
28	10		80063	SC-D-681080-59
28	11	5310-00-225-5328	96906	MS15795-841
28	12		80063	SC-D-681076-59
28	13		80063	A3086472
28	14		80063	A3032310-3
28	15		80063	A3032158
28	16		80063	A3032288-6
28	17		80063	A3032281
28	18		80063	A3032280
28	19		80063	A3032328-2
28	20	5305-00-054-6676	96906	MS51957-51
28	21	5310-00-933-8119	96906	MS35338-137
28	22		80063	A3032221
28	23		80063	A3032306-6
28	24	5320-00-882-8385	81349	M24243/6-A606H
28	25	5305-00-054-6671	96906	MS51957-46
28	26		80063	A3032340-1
28	27	5320-00-956-7362	18876	10643709-1
28	28	5305-00-054-6674	96906	MS51957-49
28	29	5310-00-934-9759	96906	MS356549-284
28	30		80063	A3032306-11
28	31		80063	A3086357
28	32		80063	A3086885
28	33		80063	A3086355
28	34		80063	A3086824
28	35	5315-00-614-3586	96906	MS16562-212
28	36		80063	A3086352
28	37		80063	A308i6471
28	38		80063	A3086947-2
28	39		80063	A3085s947-1

CROSS REFERENCE INDEXES

FIG.	ITEM	FIGURE AND ITEM NUMBER INDEX STOCK NUMBER	CAGEC	PART NUMBER
28	40		96906	MS24243/6-A403H
28	41		80063	A3032298-2
28	42		80063	A3032283
28	43		80063	A3032332-2
28	44		80063	A3032243
28	45		80063	A3032142-2
28	46		80063	A3032099
28	47		80063	A3032309-4
28	48		80063	A3032242-2
28	49		80063	A3032242-1
28	50		80063	A3032242-3
28	51		80063	A3086354
28	52		80063	A3032340-1
28	53		80063	A3032340-1
28	54		80063	A3086352-1
28	55		80063	A3086352-2
28	56		80063	A3032306-10
28	57		80063	A3032283-1
28	58		80063	A3032340-1
29	1	5320-00-882-8385	81349	M24243/6-A606H
29	2		80063	A3032289-3
29	3		80063	A3032256
29	4		80063	A3032289-2
29	5		80063	A3032289-1
29	6		80063	SC-D-681076-45
29	7		80063	A3032330-2
29	8		80063	A3032331
29	9		80063	A3032321
29	10	5320-00-420-2165	81349	M24243/7-A604H
29	11		80063	A3032320
29	12		80063	A3032255-2
29	13	5320-00-490-5523	81349	M24243/7-A606H
29	14		80063	A3032215
29	15		80063	A3086822
29	16		80063	SC-D-681076-18
29	17	5307-01-187-7678	81349	M63540/1-23C
29	18		80063	A3032309-3
29	19		80063	A3032379-1
29	20		80063	A3032320
29	21	5320-00-932-1972	81349	M24243/6-A402H
29	22		80063	A3032319
30	1	5305-00-477-0122	96906	MS51861-47C
30	2		80063	A3032240
30	3		81349	M24248/6-A604H
30	4		80063	A3032241
30	5		80063	A3032238
30	6		81349	M24248/6-A608H
30	7		80063	A3032239
31	1		80063	A3032229
31	2	5305-00-059-3659	96906	MS51958-63
31	3	5310-00-933-8120	96906	MS35338-138

CROSS REFERENCE INDEXES

FIG.	ITEM	FIGURE AND ITEM NUMBER INDEX STOCK NUMBER	CAGEC	PART NUMBER
31	4	5310-00-883-9384	96906	MS15795-842
31	5		80063	A3032273
31	6	5305-00-054-6652	96906	MS51957-28
31	7	5310-00-929-6395	96906	MS35338-136
31	8	5310-00-880-5976	96906	MS15795-806
31	9	5310-00-338-2256	81349	M45938/4-5
31	10		80063	A3086963
31	11	5320-00-956-7355	81349	M24243/6-A604H
31	12	5320-00-956-7362	18876	10640709-1
31	13		80063	A3032268-2
31	14	5310-01-055-3836	81349	M45938/4-9
31	15		80063	A3032231
31	16		80063	A3032268-4
31	17	5320-01-032-6534	81349	M24243/6-A608H
31	18		80063	A3032236
31	19	5310-01-055-3836	81349	M45938/4-9
31	20		80063	A3032307
31	21		80063	A3032267-4
31	22		80063	A3032267-2
31	23		80063	A3032273-1
31	24		80063	A3086883-2
31	25		80063	A3032289-2
31	26		80063	A3032289-1
31	27		80063	A3086884
31	28	5305-00-054-6670	96906	MS51957-45
31	29	5310-00-933-8119	96906	MS35338-137
31	30	5310-00-225-5328	96906	MS15795-841
31	31	5310-00-301-4055	80205	NAS1329H08K75L
31	32		80059	AN931-11-16TYPEI
31	33		80063	A30869157
31	34		80063	A30325S72-2
31	35		80063	A3032522-1
31	36		80063	A3032236-1
31	37		80063	A3032372-1
32	1	5320-00-956-7362	18876	10640709-1
32	2		80063	A3032311
32	3		80063	A3086937
32	4		80063	A3086943
32	5		80063	A3086962
32	6		80063	A3032288-8
32	7		80063	A3032288-7
32	8	5305-00-059-3660	96906	MS51958-64
32	9	5310-00-933-8120	96906	MS35338-138
32	10	5310-00-883-9384	96906	MS15795-842
32	11		80063	SC-D-681080-27
32	12	5305-00-059-3662	96906	MS51958-66
32	13		80063	SC-D-681080-35
32	14		80063	A3086941
32	15		80063	A3086469
32	16		80063	A3086939
32	17		80063	A3086464

CROSS REFERENCE INDEXES

FIG.	ITEM	FIGURE AND ITEM NUMBER INDEX STOCK NUMBER	CAGEC	PART NUMBER
32	18		80063	A3032287
32	19		80063	A3032286
32	20		80063	A3032278
32	21		80063	A3032317
32	22		80063	A3032315
32	23		80063	A3032316
32	24		80063	A3032314
32	25		80063	A3086465
32	26		80063	A3032312
32	27	5325-00-185-0012	96906	MS35489-35
32	28	5320-01-032-6534	81349	M24243/6-A608H
32	29		80063	A3086964
32	30	5305-00-054-6652	96906	MS51957-28
32	31	5310-00-929-6395	96906	MS35338-136
32	32	5310-00-880-5976	96906	MS15795-806
32	33		80063	SC-D-681076-2
32	34		80063	A3032140
32	35		80063	A3032313
32	36		80063	A3032245
32	37		80063	A3086940
32	38	5325-00-960-2410	96906	MS21266-1N
32	39		80063	A3086960
32	40		80063	A3086467
32	41		80063	A3086961
32	42		80063	A3086958
32	43		80063	A3086466
32	44		80063	A3086965
32	45	5305-00-579-5238	96906	MS35307-309
32	46	5310-00-933-8121	96906	MS35338-139
32	47		80063	SC-D-681076-39
32	48		80063	A3032244-1
32	49		80063	A3032244-2
32	50	5320-00-420-2165	81349	M24243/7-A604H
32	51		80063	A3032194
32	52	5975-01-322-6840	80063	A3103742
32	53	5320-00-993-7354	80205	NAS1399D4-3
32	54		80063	A3032143
32	55		80063	A3032192
32	56		80063	A3086936
32	57	6240-00-946-4802	08806	4422
32	58	5950-00-274-9785	17023	02683
32	59	5940-00-983-6049	65597	031850-0008
32	60		24446	4416B
32	61	5950-00-274-9785	17023	02683
32	62	5940-00-983-6049	76219	670A-8
32	63	5940-00-204-8966	96906	MS25036-102
32	64	5320-00-932-1972	81349	M24243/6-A402H
32	65	5940-00-113-9828	96906	MS25036-148
32	66	5930-00-660-3954	96906	MS24525-23
32	67		80063	A3086468
32	68		80063	A3032195

CROSS REFERENCE INDEXES

FIG.	ITEM	FIGURE AND ITEM NUMBER INDEX STOCK NUMBER	CAGEC	PART NUMBER
32	69		80063	A3086961-1
32	70	5325-00-960-2410	96906	MS21266-1N
32	71		81349	M24243/6-A402H
33	1		80063	A3032237
33	2	5320-00-956-7362	18876	10640709-1
33	3	5320-01-032-6534	81349	M24243/6-A608H
33	4	5305-00-059-3659	96906	MS51958-63
33	5	5310-00-933-8120	96906	MS35338-138
33	6	5310-00-883-9384	96906	MS15795-842
33	7		80063	A3032231
33	8		80063	A3032268-1
33	9	5320-00-956-7355	81349	M24243/6-A604H
33	10		80063	A3086963
33	11	5310-00-880-5976	96906	MS15795-806
33	12	5310-00-929-6395	96906	MS35338-136
33	13	5305-00-054-6652	96906	MS51957-28
33	14		80063	A3032269
33	15		80063	A3032267-1
33	16		80063	A3086883-1
33	17		80063	A3086884
33	18		80063	A3032289-1
33	19		80063	A3032289-2
33	20	5305-00-054-6670	96906	MS51957-45
33	21	5310-00-933-8119	96906	MS35338-137
33	22	5310-00-225-5328	96906	MS15795-841
33	23		80059	AN931-11-16TYPEI
33	24		80063	A3086957
33	25		80063	A3032228
33	26		80063	A3032:522-1
33	27	5310-01-055-3836	81349	M45938/4-9
33	28		80063	A3032269-1
33	29	5310-00-338-2256	81349	M45938/4-5
33	30		80063	A3032267-3
33	31	5310-00-301-4055	80205	NAS1329H08K75L
33	32		80063	A3032268-3
33	33	5310-01-055-3836	81349	M45938/4-9
34	1	5320-00-932-1972	81349	M2424i3/6-A402H
34	2		80063	A3032100
34	3	5305-00-054-6668	96906	MS51957-43
34	4	5310-00-933-8119	96906	MS35318-137
34	5	5310-00-225-5328	96906	MS15795-841
34	6	5310-01-097-6608	80063	SC-D-681076-16
34	7		80063	A3032096
34	8		80063	A3086821
34	9		80063	A3086825
34	10		80063	SM-B-340031
35	1		80063	SC-D-681076-26
35	2	5320-00-956-7355	81349	M24243/6-A604H
35	3	5320-01-032-6534	81349	M24243/6-A608H
35	4		80063	SC-D-681080-58
35	5		80063	A3032402-3

CROSS REFERENCE INDEXES

FIG.	ITEM	FIGURE AND ITEM NUMBER INDEX STOCK NUMBER	CAGEC	PART NUMBER
35	6		80063	SC-D-681080-49
35	7		80063	SC-D-681080-55
35	8		81349	M24243/5-E608
35	9		80063	A3086949
35	10	5320-01-180-2566	81349	M24243/7-A602H
35	11	5320-00-143-6149	81349	M24243/7-A403H
35	12		80063	SC-D-681076-35
35	13		80063	SC-D-681076-2
35	14		80063	SC-D-681080-57
35	15		80063	SC-D-681080-56
35	16		80063	SC-D-681080-60
35	17		80063	A3032402-2
35	18		80063	SC-D-681076-50
35	19		80063	SC-D-681080-68
35	20		80063	SC-D-681076-62
35	21		80063	SC-D-681076-64
35	22		80063	SC-D-681076-40
35	23	5310-00-008-7843	96906	MS51922-35
35	24	5310-00-691-0141	96906	MS15795-418
35	25		96906	MS16205-107
35	26		80063	SC-D-681076-70
35	27		80063	A3086952
35	28	5320-00-420-2165	81349	M24243/7-A604H
35	29		80063	SC-D-681076-48
35	30		80063	SC-D-681076-51
35	31		80063	A3086953
35	32		80063	SC-D-681080-48
35	33		80063	SC-D-681080-40
35	34		80063	A3086956
35	35		80063	A3086954
35	36		80063	A3086955
35	37	5310-01-315-1169	80063	SC-D-681080-28
35	38		80063	A3086948
35	39		80063	SC-D-681076-29
35	40		80063	SC-D-681076-39
35	41		80063	SC-D-681080-30
35	42		80063	SC-D-681080-50
35	43		80063	A3086950
35	44		80063	A3086951

By Order of the Secretary of the Army:

GORDON R. SULLIVAN
General, United States Army
Chief of Staff

Official: 
MILTON H. HAMILTON
Administrative Assistant to the
Secretary of the Army
00439

By Order of the Secretary of the Navy:

ROBERT AILES
Rear Admiral, United States Navy
Command, Space and Naval Warfare
Systems Command

By Order of the Secretary of the Air Force:

LARRY D. WELSH
General, United States Air Force
Chief of Staff

Official:

CHARLES D. McDONALD
General, United States Air Force
Commander, Air Force
Logistics Command

DISTRIBUTION:

To be distributed in accordance with DA Form 12-36-E, block 8816, Operator, Unit, and Direct Support/General Support Maintenance requirements for TM 11-5411-215-14P.

***U.S. GOVERNMENT PRINTING OFFICE: 1992 - 612-084/60087**

RECOMMENDED CHANGES TO EQUIPMENT TECHNICAL PUBLICATIONS



THEN... JOT DOWN THE DOPE ABOUT IT ON THIS FORM, CAREFULLY TEAR IT OUT, FOLD IT AND DROP IT IN THE MAIL!

SOMETHING WRONG WITH THIS PUBLICATION?

FROM: (PRINT YOUR UNIT'S COMPLETE ADDRESS)

DATE SENT

PUBLICATION NUMBER

PUBLICATION DATE

PUBLICATION TITLE

BE EXACT... PIN-POINT WHERE IT IS

IN THIS SPACE TELL WHAT IS WRONG AND WHAT SHOULD BE DONE ABOUT IT:

PAGE NO.	PARA-GRAPH	FIGURE NO.	TABLE NO.
----------	------------	------------	-----------

TEAR ALONG PERFORATED LINE

PRINTED NAME, GRADE OR TITLE, AND TELEPHONE NUMBER

SIGN HERE:

DA FORM 2028-2 JUL 79

PREVIOUS EDITIONS ARE OBSOLETE.

P.S.—IF YOUR OUTFIT WANTS TO KNOW ABOUT YOUR RECOMMENDATION MAKE A CARBON COPY OF THIS AND GIVE IT TO YOUR HEADQUARTERS.

THE METRIC SYSTEM AND EQUIVALENTS

WEIGHT MEASURE

1 Centimeter = 10 Millimeters = 0.01 Meters = 0.3937 Inches
 1 Meter = 100 Centimeters = 1000 Millimeters = 39.37 Inches
 1 Kilometer = 1000 Meters = 0.621 Miles

WEIGHTS

1 Gram = 0.001 Kilograms = 1000 Milligrams = 0.035 Ounces
 1 Kilogram = 1000 Grams = 2.2 lb.
 1 Metric Ton = 1000 Kilograms = 1 Megagram = 1.1 Short Tons

LIQUID MEASURE

1 Milliliter = 0.001 Liters = 0.0338 Fluid Ounces
 1 Liter = 1000 Milliliters = 33.82 Fluid Ounces

SQUARE MEASURE

1 Sq. Centimeter = 100 Sq. Millimeters = 0.155 Sq. Inches
 1 Sq. Meter = 10,000 Sq. Centimeters = 10.76 Sq. Feet
 1 Sq. Kilometer = 1,000,000 Sq. Meters = 0.386 Sq. Miles

CUBIC MEASURE

1 Cu. Centimeter = 1000 Cu. Millimeters = 0.06 Cu. Inches
 1 Cu. Meter = 1,000,000 Cu. Centimeters = 35.31 Cu. Feet

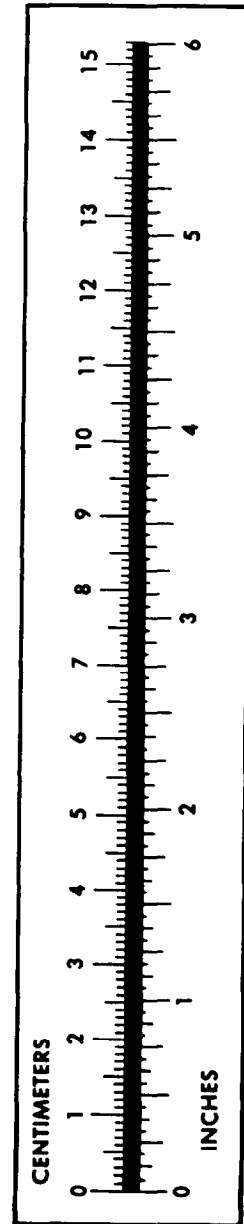
TEMPERATURE

$5/9(^{\circ}\text{F} - 32) = ^{\circ}\text{C}$
 212° Fahrenheit is equivalent to 100° Celsius
 90° Fahrenheit is equivalent to 32.2° Celsius
 32° Fahrenheit is equivalent to 0° Celsius
 $9/5^{\circ}\text{C} + 32 = ^{\circ}\text{F}$

APPROXIMATE CONVERSION FACTORS

TO CHANGE	TO	MULTIPLY BY
Inches	Centimeters	2.540
Feet	Meters	0.305
Yards	Meters	0.914
Miles	Kilometers	1.609
Square Inches	Square Centimeters	6.451
Square Feet	Square Meters	0.093
Square Yards	Square Meters	0.836
Square Miles	Square Kilometers	2.590
Acres	Square Hectometers	0.405
Cubic Feet	Cubic Meters	0.028
Cubic Yards	Cubic Meters	0.765
Fluid Ounces	Milliliters	29.573
its	Liters	0.473
arts	Liters	0.946
allons	Liters	3.785
Ounces	Grams	28.349
Pounds	Kilograms	0.454
Short Tons	Metric Tons	0.907
Pound-Feet	Newton-Meters	1.356
Pounds per Square Inch	Kilopascals	6.895
Miles per Gallon	Kilometers per Liter	0.425
Miles per Hour	Kilometers per Hour	1.609

TO CHANGE	TO	MULTIPLY BY
Centimeters	Inches	0.394
Meters	Feet	3.280
Meters	Yards	1.094
Kilometers	Miles	0.621
Square Centimeters	Square Inches	0.155
Square Meters	Square Feet	10.764
Square Meters	Square Yards	1.196
Square Kilometers	Square Miles	0.386
Square Hectometers	Acres	2.471
Cubic Meters	Cubic Feet	35.315
Cubic Meters	Cubic Yards	1.308
Milliliters	Fluid Ounces	0.034
Liters	Pints	2.113
Liters	Quarts	1.057
ers	Gallons	0.264
ms	Ounces	0.035
ograms	Pounds	2.205
Metric Tons	Short Tons	1.102
Newton-Meters	Pounds-Feet	0.738
Kilopascals	Pounds per Square Inch	0.145
ometers per Liter	Miles per Gallon	2.354
ometers per Hour	Miles per Hour	0.621



PIN: 069198-001