

TECHNICAL MANUAL

ORGANIZATIONAL, DIRECT SUPPORT,  
AND GENERAL SUPPORT  
MAINTENANCE REPAIR PARTS  
AND SPECIAL TOOLS LISTS  
(INCLUDING DEPOT MAINTENANCE REPAIR PARTS  
AND SPECIAL TOOLS)

FOR

VOLTMETER, ELECTRONIC AN/URM-145B  
(NSN 6625-00-437-4865)



TECHNICAL MANUAL }  
 No. 11-6625-524-24P-2 }

HEADQUARTERS  
 DEPARTMENT OF THE ARMY  
 WASHINGTON, DC, 11 September 1978

ORGANIZATIONAL, DIRECT SUPPORT, AND GENERAL SUPPORT  
 MAINTENANCE REPAIR PARTS AND SPECIAL TOOLS LISTS  
 (INCLUDING DEPOT MAINTENANCE REPAIR PARTS AND SPECIAL TOOLS)  
 FOR  
 VOLTMETER, ELECTRONIC AN/URM-145B  
 (NSN 6625-00-437-4865)

*Current as of 16 June 1978*

**REPORTING OF ERRORS**

**You can improve this manual by recommending improvements using DA Form 2028-2 located in the back of the manual. Simply tear out the self-addressed form, fill it out as shown on the sample, fold it where shown, and drop it in the mail.**

**If there are no blank DA Form 2028-2 in the back of your manual, use the standard DA Form 2028 (Recommended Changes to Publications and Blank Forms) and forward to the Commander, US Army Communications and Electronics Materiel Readiness Command, ATTN: DRSEL-ME-MQ, Fort Monmouth, New Jersey 07703.**

**In either case a reply will be furnished direct to you.**

Table of Contents

		Page	Illus Figure
SECTION	I. Introduction .....	1	
	II. Repair parts list .....	5	
GROUP	00 Voltmeter, Electronic AN/URM-145B .....	5	1
	01 Voltmeter, Electronic ME-247C/U .....	9	2
	02 Power supply 828-02 .....	13	3
	03 Preamplifier and amplifier 828-03 .....	17	4
	04 Adapter, test 900-2050A .....	19	5
	05 Cable assembly, special purpose, electrical 900-2000B .....	20	6
SECTION	III. Special tools list (Not applicable)		
	IV. National stock number and part number index .....	21	

\* This manual supersedes TM 11-6625-524-24P-2, 5 April 1977.



## SECTION I INTRODUCTION

---

### 1. Scope

This manual lists spares and repair parts; special tools; special test, measurement, and diagnostic equipment (TMDE), and other special support equipment required for performance of organizational, direct support, and general support maintenance of the AN/URM-145B. It authorizes the requisitioning and issue of spares and repair parts as indicated by the source and maintenance codes.

### 2. General

This Repair Parts and Special Tools List is divided into the following sections:

*a. Section II. Repair Parts List.* A list of spares and repair parts authorized for use in the performance of maintenance. The list also includes parts which must be removed for replacement of the authorized parts. Parts lists are composed of functional groups in numeric sequence, with the parts in each group listed in figure and item number sequence.

*b. Section III. Special Tools List.* Not applicable.

*c. Section IV. National Stock Number and Part Number Index.* A list, in National item identification number (NIIN) sequence, of all National stock numbers (NSN) appearing in the listings, followed by a list, in alphameric sequence, of all part numbers appearing in the listings. National stock numbers and part numbers are cross-referenced to each illustration figure and item number appearance.

### 3. Explanation of Columns

*a. Illustration.* This column is divided as follows:

(1) *Figure number.* Indicates the figure

number of the illustration on which the item is shown.

(2) *Item number.* The number used to identify item called out in the illustration.

*b. Source, Maintenance, and Recoverability (SMR) Codes.*

(1) *Source code.* Source codes indicate the manner of acquiring support items for maintenance, repair, or overhaul of end items. Source codes are entered in the first and second positions of the Uniform SMR Code format as follows:

<i>Code</i>	<i>Definition</i>
PA -	Item procured and stocked for anticipated or known usage.
XD -	A support item that is not stocked. When required, item will be procured through normal supply channels.

#### NOTE

Cannibalization or salvage may be used as a source of supply for any items source coded above except those coded XA and aircraft support items as restricted by AR 700-42.

(2) *Maintenance code.* Maintenance codes are assigned to indicate the levels of maintenance authorized to USE and REPAIR support items. The maintenance codes are entered in the third and fourth positions of the Uniform SMR Code format as follows:

(a) The maintenance code entered in the third position will indicate the lowest maintenance level authorized to remove, replace, and use the support item. The maintenance code entered in the third position will indicate one of the following levels of maintenance:

<i>Code</i>	<i>Application/Explanation</i>
O -	Support item is removed, replaced, used at the organizational level.
H -	Support item is removed, replaced, used at the general support level.

(b) The maintenance code entered in the

fourth position indicates whether the item is to be repaired and identifies the lowest maintenance level with the capability to perform complete repair (i.e., all authorized maintenance functions). This position will contain one of the following maintenance codes:

<i>Code</i>	<i>Application/Explanation</i>
H -	The lowest maintenance level capable of complete repair of the support item is the general support level.
Z -	Nonreparable. No repair is authorized.

(3) *Recoverability code.* Recoverability codes are assigned to support items to indicate the disposition action on unserviceable items. The recoverability code is entered in the fifth position of the Uniform SMR Code format as follows:

<i>Recoverability codes</i>	<i>Definition</i>
Z -	Nonreparable item. When unserviceable, condemn and dispose at the level indicated in position 3.
H -	Reparable item. When uneconomically reparable, condemn and dispose at the general support level.
D -	Reparable item. When beyond lower level repair capability, return to depot. Condemnation and disposal not authorized below depot level.

*c. National Stock Number.* Indicates the National stock number assigned to the item and will be used for requisitioning purposes.

*d. Part Number.* Indicates the primary number used by the manufacturer (individual, company, firm, corporation, or Government activity), which controls the design and characteristics of the item by means of its engineering drawings, specifications, standards, and inspection requirements to identify an item or range of items.

**NOTE**

When a stock numbered item is requisitioned, the repair part received may have a different part number than the part being replaced.

*e. Federal Supply Code for Manufacturer (FSCM).* The FSCM is a 5-digit numeric code listed in SB 708-42 which is used to identify the manufacturer, distributor, or Government agency, etc.

*f. Description.* Indicates the Federal item

name and, if required, a minimum description to identify the item.

*g. Unit of Measure (U/M).* Indicates the standard of the basic quantity of the listed item as used in performing the actual maintenance function. This measure is expressed by a two-character alphabetical abbreviation (e.g., ea, in, pr, etc). When the unit of measure differs from the unit of issue, the lowest unit of issue that will satisfy the required units of measure will be requisitioned.

*h. Quantity Incorporated in Unit.* Indicates the quantity of the item used in the breakout shown on the illustration figure, which is prepared for a functional group, subfunctional group, or an assembly.

4. Special Information

The following publication pertains to the AN/URM-145B and its components:  
 TM 11-6625-524-14-2, Voltmeter, Electronic AN/URM-145B

5. How to Locate Repair Parts

*a.* When National stock number or part number is unknown.

(1) *First.* Using the table of contents, determine the functional group within which the item belongs. This is necessary since illustrations are prepared for functional groups and listings are divided into the same groups.

(2) *Second.* Find the illustration covering the functional group to which the item belongs.

(3) *Third.* Identify the item on the illustration and note the illustration figure and item number of the item.

(4) *Fourth.* Using the Repair Parts Listing, find the figure and item number noted on the illustration.

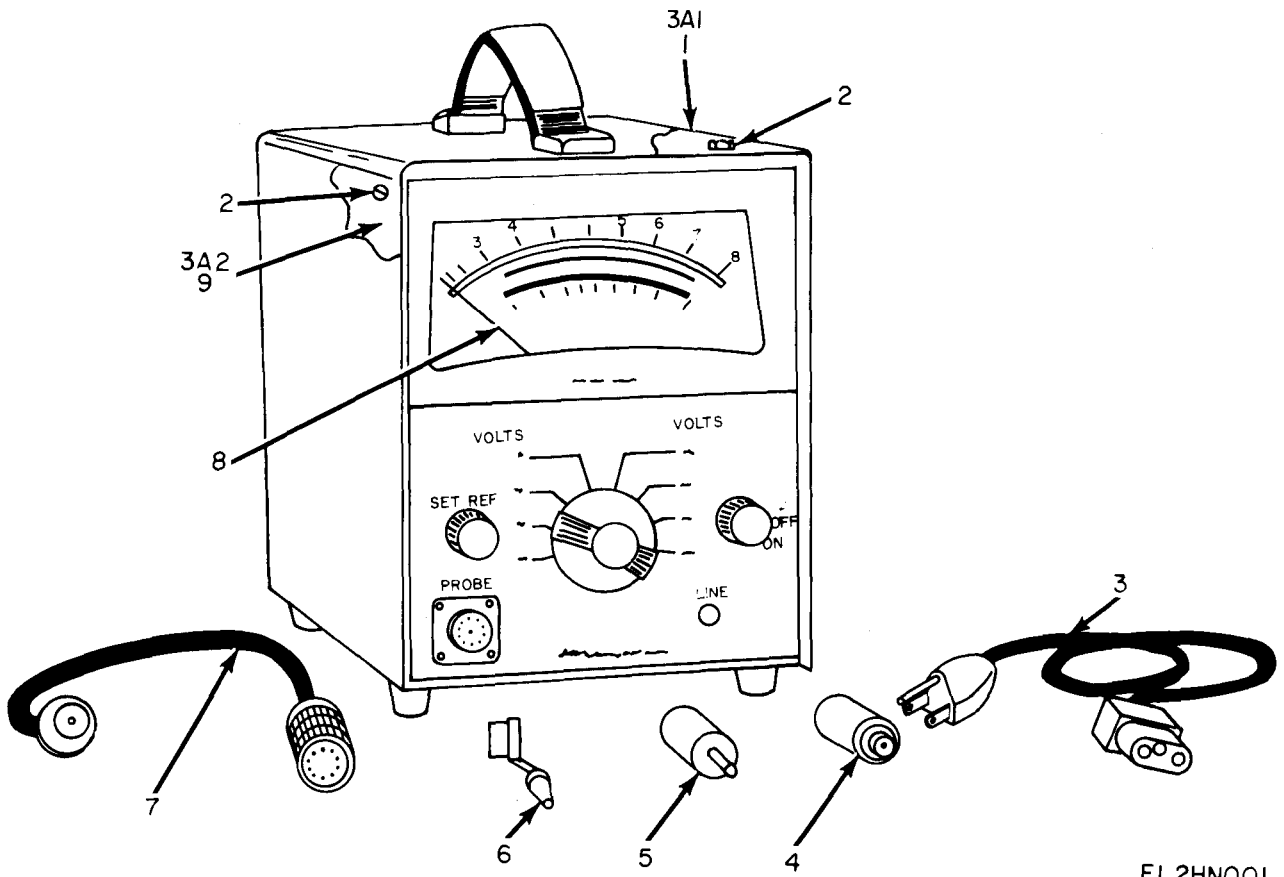
*b.* When National stock number or part number is known.

(1) *First.* Using the Index of National Stock Numbers and Part Numbers, find the pertinent National stock number or part number. This index is in NIIN sequence followed by a list of part numbers in alphameric sequence, cross-referenced to the illustration figure number and item number.

(2) *Second.* After finding the figure and item number, locate the figure and item number in the repair parts list.

6. Abbreviations  
Not applicable.

(Next printed page is 4)

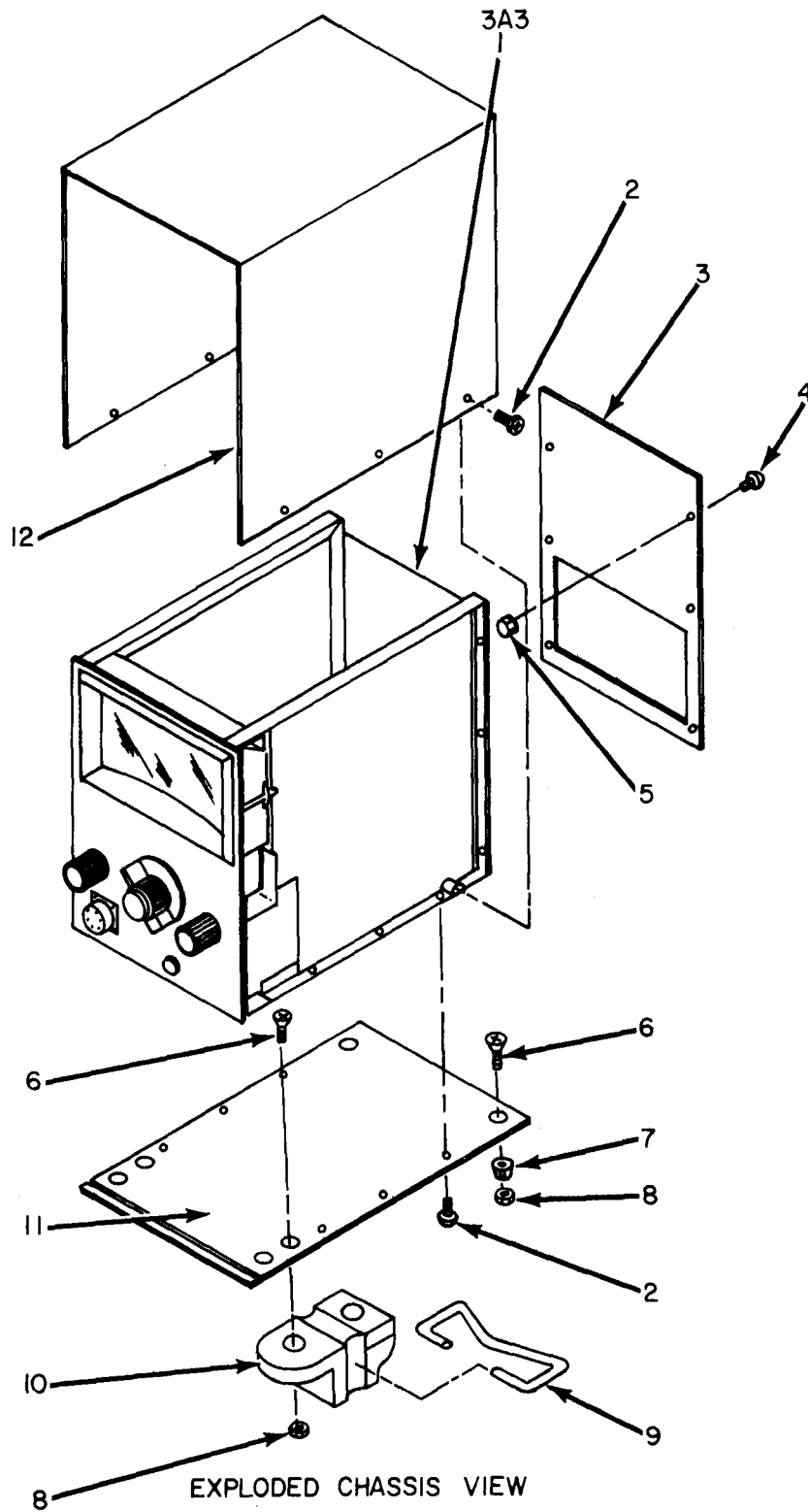


EL2HNO01

Figure 1. Voltmeter, Electronic AN/URM-145B.

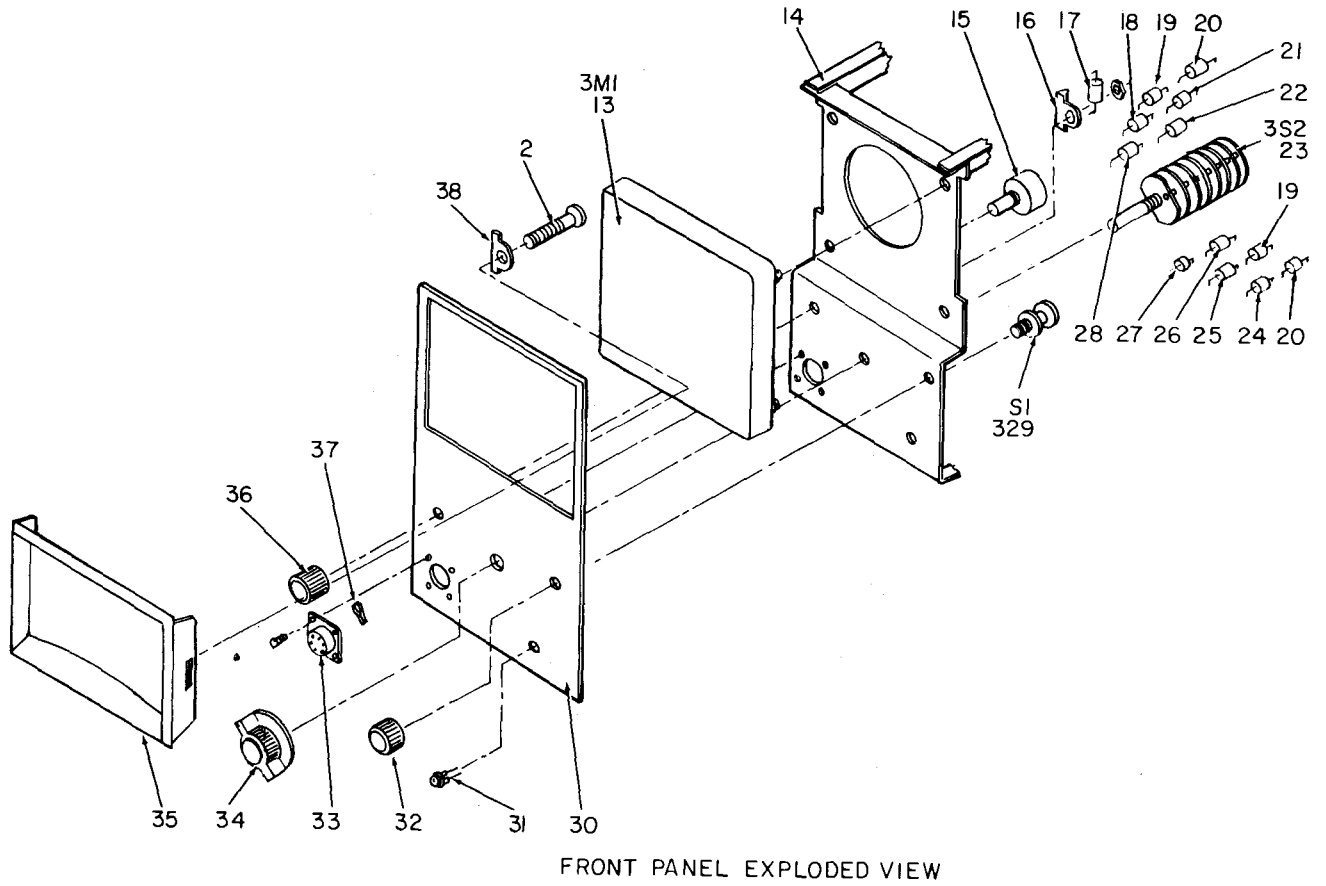


(1) ILLUSTRATION (A) FIG NO.	(B) ITEM NO.	(2) SMR CODE	(3) NATIONAL STOCK NUMBER	(4) PART NUMBER	(5) FSCM	(6) DESCRIPTION	(7) USABLE ON COIU/M	(8) QTY INC IN UNIT
GROUP 00 VOLTMETER, ELECTRONIC AN/URM-145B								
1	1	XDHHD		828-02	85711	POWER SUPPLY ASSEMBLY	EA	1
1	2	XDHZZ		MS35206-27	96906	SCREW, MACHINE	EA	12
1	3	XDHZZ		800-5121	85711	CABLE ASSEMBLY, POWER, ELECTRICAL	EA	1
1	4	PAHZZ	6625-00-975-1292	900-2002	85711	ADAPTER, TEST	EA	1
1	5	PAHZZ	5935-00-687-1842	60	82389	JACK, TELEPHONE	EA	1
1	6	PAHHH	6625-00-223-1930	900-2050A	85711	ADAPTER, TEST	EA	1
1	7	PAHHH	6625-00-451-9289	900-2000B	85711	CABLE ASSEMBLY, SPECIAL PURPOSE, ELECTRICAL	EA	1
1	8	PAHHD	6625-01-007-5824	ME247CU	85711	VOLTMETER, ELECTRONIC	EA	1
1	9	XDHHH		828-03	85711	PREAMPLIFIER AND AMPLIFIER	EA	1



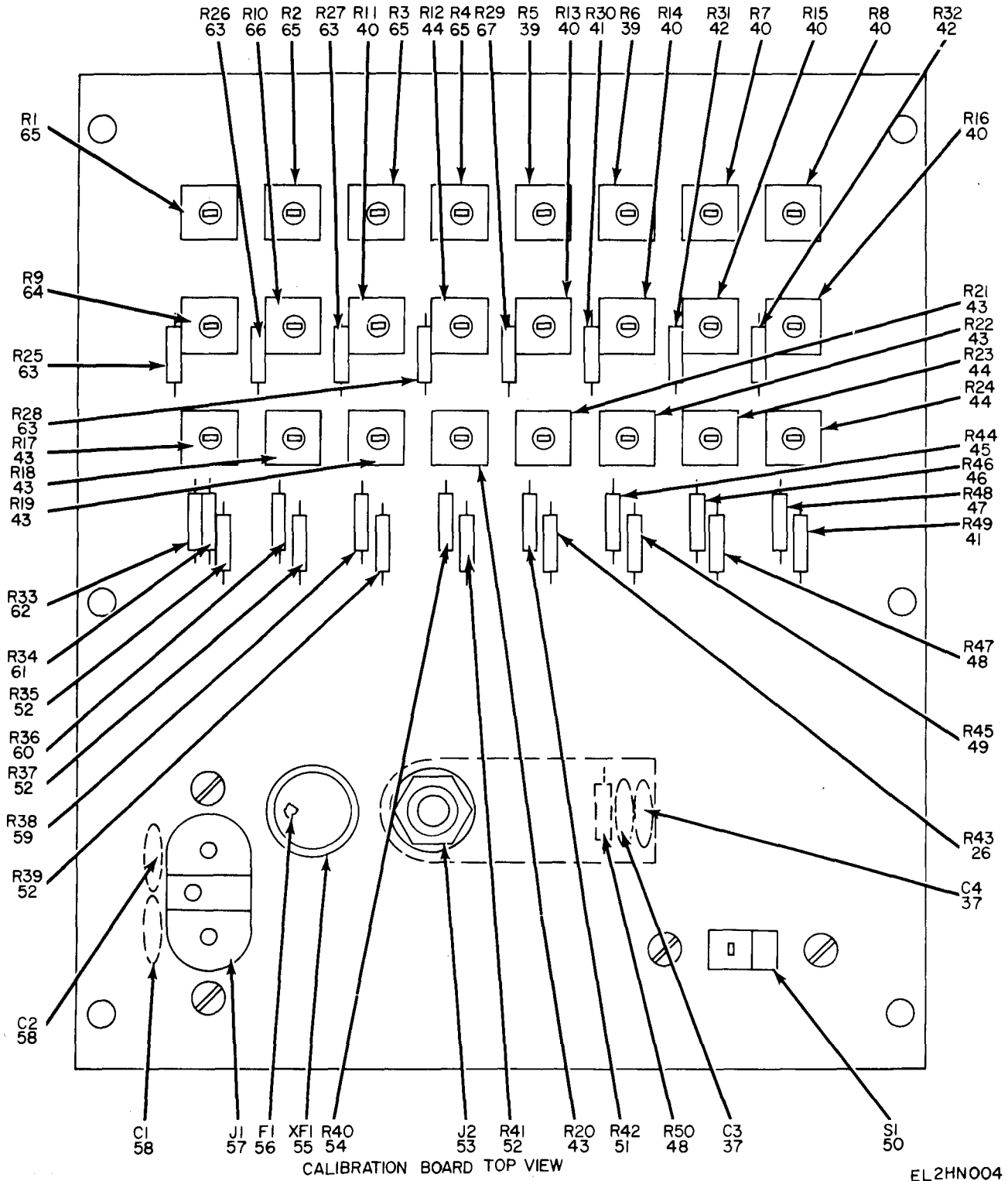
EL2HN002

Figure 2. Voltmeter, Electronic ME-247C/U (Sheet 1 of 3).



EL2HN003

Figure 2. Voltmeter, Electronic ME-247C/U (Sheet 2 of 3).



NOTE: PREFIX ALL REFERENCE DESIGNATIONS WITH 3A3.

EL2HNO04

Figure 2. Voltmeter, Electronic ME-247C/U ( Sheet 3 of 3 ).

(1) ILLUSTRATION (A) FIG NO.	(2) (B) ITEM NO.	(3) SMR CODE	(4) NATIONAL STOCK NUMBER	(5) PART NUMBER	(6) FSCM	(7) DESCRIPTION  USABLE ON COIU/M	(8) QTY INC IN UNIT
GROUP 01 VOLTMETER, ELECTRONIC ME-247C/U							
2	1	XDHHH		826-04	85711	CALIBRATION BOARD	EA 1
2	2	XDHZZ		MS35206-27	96906	SCREW, MACHINE	EA 14
2	3	XDHZZ		828-01-606	85711	COVER, BACK	EA 1
2	4	XDHZZ		MS35206-30	96906	SCREW, MACHINE	EA 6
2	5	XDHZZ		865-1000	85711	SPACER, SLEEVE	EA 6
2	6	PAHZZ	5305-00-957-5031	MS35190-16	96906	SCREW, MACHINE	EA 6
2	7	XDHZZ		800-5600	85711	BUMPER, RUBBER	EA 2
2	8	PAHZZ	5310-00-934-9739	MS35649-242	96906	NUT, PLAIN, HEXAGON	EA 6
2	9	XDHZZ		800-5605	87511	STAND, KICK	EA 1
2	10	XDHZZ		800-5604	85711	BUMPER, RUBBER	EA 2
2	11	XDHZZ		828-01-602A	85711	COVER, BOTTON	EA 1
2	12	XDHZZ		828-01-603	85711	COVER, TOP	EA 1
2	13	PAHZZ	6625-00-237-8482	203-1105B	85711	VOLTMETER	EA 1
2	14	XDHZZ		828-01-604-1	85711	CHASSIS, ELECTRICAL EQUIPMENT	EA 1
2	15	XDHZZ		T450-8	71450	RESISTOR, VARIABLE	EA 1
2	16	XDHZZ		800-9602	85711	TERMINAL BOARD	EA 1
2	17	PAHZZ	5905-00-279-1749	RC20GF625J	81349	RESISTOR, FIXED, COMPOSITION	EA 1
2	18	PAHZZ	5905-00-683-5760	M12-5004F	00327	RESISTOR, FIXED, COMPOSITION	EA 1
2	19	PAHZZ	5905-00-834-6449	RN60C3482F	81349	RESISTOR, FIXED, FILM	EA 2
2	20	PAHZZ	5905-00-835-7345	RN60C4752F	81349	RESISTOR, FIXED, FILM	EA 2
2	21	PAHZZ	5905-00-059-9117	RN60C1402F	81349	RESISTOR, FIXED, FILM	EA 1
2	22	PAHZZ	5905-00-840-7607	RN60C4021F	81349	RESISTOR, FIXED, FILM	EA 1
2	23	XDHZZ		410-1041	85711	SWITCH, ROTARY	EA 1
2	24	PAHZZ	5905-00-842-6846	RN60C7501F	81349	RESISTOR, FIXED, FILM	EA 1
2	25	PAHZZ	5905-00-060-7061	RN60C1911F	81349	RESISTOR, FIXED, FILM	EA 1
2	26	PAHZZ	5905-00-842-6855	RN60C6040F	81349	RESISTOR, FIXED, FILM	EA 2
2	27	PAHZZ	5905-00-833-5819	RN60C2003F	81349	RESISTOR, FIXED, FILM	EA 1
2	28	PAHZZ	5905-00-842-6845	RN60C2493F	81349	RESISTOR, FIXED, FILM	EA 1
2	29	XDHZZ		410-1065	85711	SWITCH, ROTARY	EA 1
2	30	XDHZZ		828-01-601	85711	PANEL, FRONT	EA 1
2	31	PAOZZ	5961-00-274-2726	MV5023	50522	LIGHT, INCICATOR	EA 1
2	32	XDOZZ		800-4127	85711	KNOB	EA 1
2	33	PAHZZ	5935-00-721-0431	165-16	02660	CONNECTOR, RECEPTACLE, ELECTRICAL	EA 1
2	34	XDOZZ		800-4128	85711	KNOB	EA 1
2	35	XDHZZ		203-2205	85711	BEZEL	EA 1
2	36	XDOZZ		800-4126	85711	KNOB	EA 1
2	37	PAHZZ	5910-00-538-1508	DD202	71590	CAPACITOR, FIXED, CERAMIC	EA 3
2	38	XDHZZ		828-01-610	85711	BRACKET MOUNTING	EA 1
2	39	PAHZZ	5905-01-006-8529	362U202B	11236	RESISTOR, VARIABLE	EA 2

(1) ILLUSTRATION (A) FIG NO.	(2) (B) ITEM NO.	(3) SMR CODE	(4) NATIONAL STOCK NUMBER	(4) PART NUMBER	(5) FSCM	(6) DESCRIPTION	(7) USABLE ON COIU/M	(8) QTY INC IN UNIT
2	40	PAHZZ	5905-C1-007-1421	362U253B	11236	RESISTOR, VARIABLE	EA	7
2	41	PAHZZ	5905-00-811-9878	RN60C3011F	81349	RESISTOR, FIXED, FILM	EA	2
2	42	PAHZZ	5905-00-833-5821	RN60C4751F	81349	RESISTOR, FIXED, FILM	EA	2
2	43	PAHZZ	5905-01-006-8100	362U502B	11236	RESISTOR, VARIABLE	EA	6
2	44	PAHZZ	5905-01-006-8530	362U503B	11236	RESISTOR, VARIABLE	EA	3
2	45	PAHZZ	5905-00-843-6626	RN60C5492F	81349	RESISTOR, FIXED, FILM	EA	1
2	46	PAHZZ	5905-00-812-4519	RN60C6342F	81349	RESISTOR, FIXED, FILM	EA	1
2	47	PAHZZ	5905-00-812-1606	RN60C6042F	81349	RESISTOR, FIXED, FILM	EA	1
2	48	PAHZZ	5905-00-812-1609	RN60C2001F	81349	RESISTOR, FIXED, FILM	EA	2
2	49	PAHZZ	5905-00-080-1080	RN60C1541F	81349	RESISTOR, FIXED, FILM	EA	1
2	50	PAOZZ	5930-00-059-1390	46256LF	82389	SWITCH, SLIDE	EA	1
2	51	PAHZZ	5905-00-865-6217	RN60C3572F	81349	RESISTOR, FIXED, FILM	EA	1
2	52	PAHZZ	5905-00-847-3435	RN60C3320F	81349	RESISTOR, FIXED, FILM	EA	4
2	53	PAHZZ	5935-00-518-8696	80PC2F	02660	JACK, TELEPHONE	EA	1
2	54	PAHZZ	5905-00-809-7805	RN60C2672F	81349	RESISTOR, FIXED, FILM	EA	1
2	55	PAHZZ	5920-00-939-4637	HKP	71400	FUSEHOLDER	EA	1
2	56	PAOZZ	5920-00-235-8362	313-300	75915	FUSE, CARTRIDGE	EA	1
2	57	XDHZZ		LAC3G	82389	CONNECTOR, RECEPTACLE, ELECTRICAL	EA	1
2	58	PAHZZ	5910-00-147-4436	C1-103	71590	CAPACITOR, FIXED, CERAMIC DIELECTRIC	EA	2
2	59	PAHZZ	5905-00-471-6253	RN60C1212F	81349	RESISTOR, FIXED, FILM	EA	1
2	60	XDHZZ		RN60C8663F	81349	RESISTOR, FIXED, FILM	EA	1
2	61	XDHZZ		M12-1005	00327	RESISTOR, FIXED, FILM	EA	1
2	62	XDHZZ		RN60C2494F	81349	RESISTOR, FIXED, FILM	EA	1
2	63	PAHZZ	5905-00-752-3597	RN60C1001F	81349	RESISTOR, FIXED, FILM	EA	4
2	64	XDHZZ		362U255B	11236	RESISTOR, VARIABLE	EA	1
2	65	PAHZZ	5905-01-006-8528	362U1028	11236	RESISTOR, VARIABLE	EA	4
2	66	XDHZZ		362U204B	11236	RESISTOR, VARIABLE	EA	1
2	67	PAHZZ	5905-00-687-0770	RN60C2491F	81349	RESISTOR, FIXED, FILM	EA	1



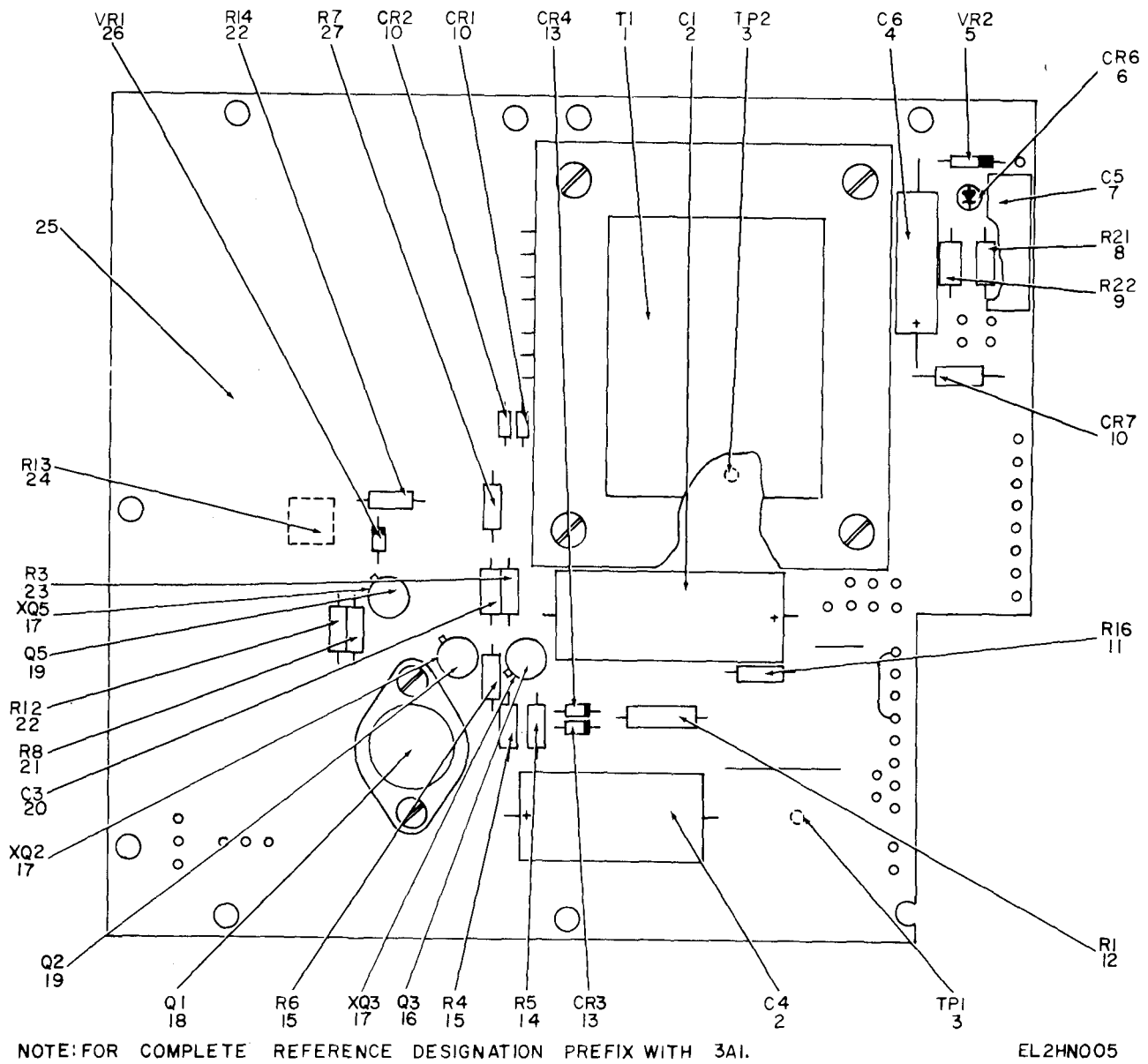
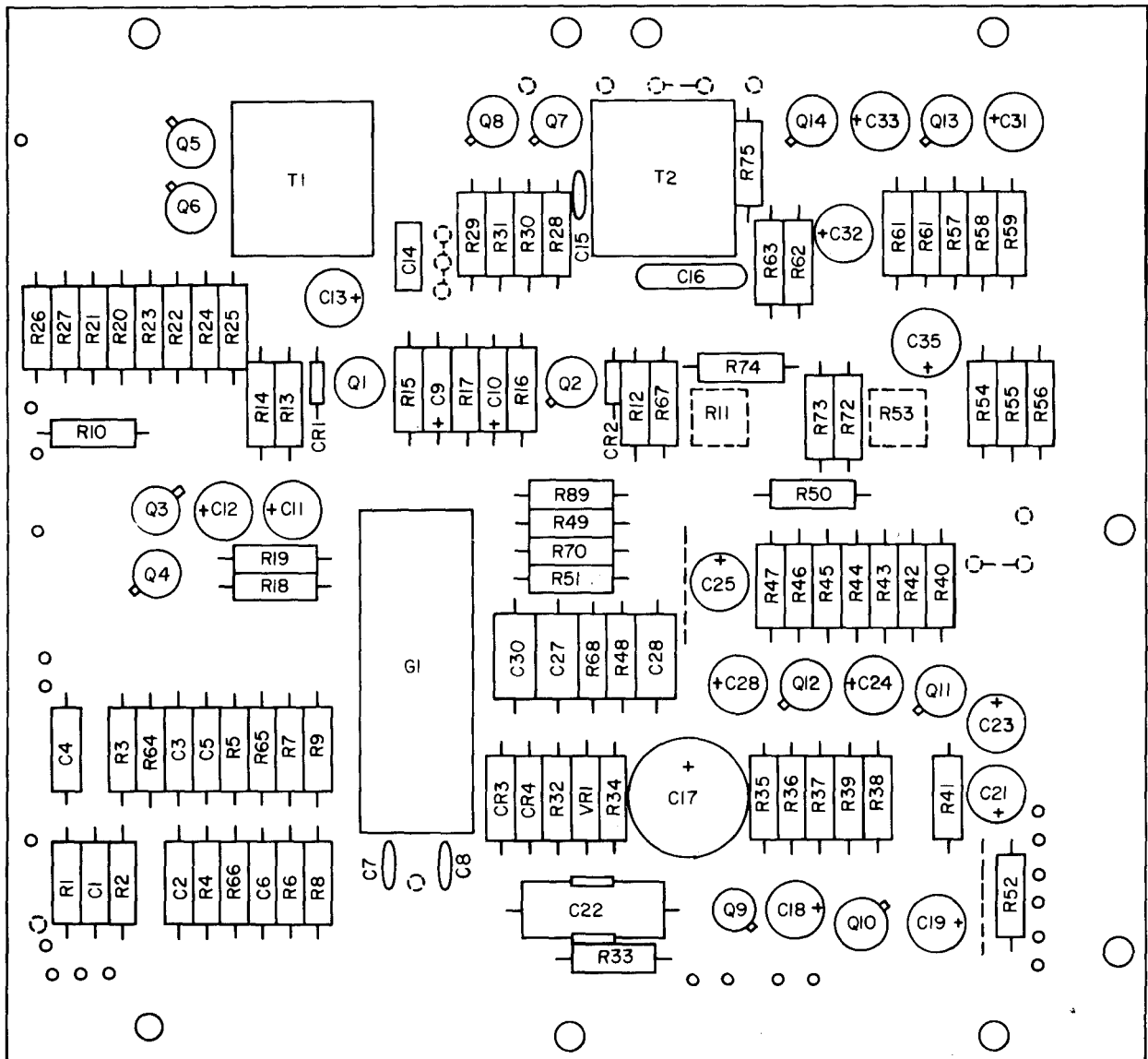


Figure 3. Power Supply 828-02.



(1) ILLUSTRATION (A) FIG NO.	(2) (B) ITEM NO.	(3) SMR CODE	(4) NATIONAL STOCK NUMBER	(4) PART NUMBER	(5) FSCM	(6) DESCRIPTION	(7) USABLE ON COIU/M	(8) QTY INC IN UNIT
GROUP 02 POWER SUPPLY 828-02								
3	1	PAHZZ	5950-01-005-9288	DT2142	87511	TRANSFORMER, POWER, STEP-DOWN	EA	1
3	2	PAHZZ	5910-01-005-9321	33C50G1051	99362	CAPACITOR, FIXED, ELECTROLYTIC	EA	2
3	3	PAHZZ	5935-01-007-5678	800-7502	87511	JACK, TIP	EA	2
3	4	XDHZZ		33C20DE251	99392	CAPACITOR, FIXED, ELECTROLYTIC	EA	1
3	5	PAHZZ	5961-00-995-2310	1N706	71590	SEMICONDUCTOR DEVICE, DIODE	EA	1
3	6	XDHZZ		1N203	71590	SEMICONDUCTOR DEVICE, DIODE	EA	1
3	7	XDHZZ		2DFM1	56289	CAPACITOR, FIXED, PAPER	EA	1
3	8	PAHZZ	5905-00-882-7890	RN60C3480F	81349	RESISTOR, FIXED, FILM	EA	1
3	9	PAHZZ	5905-00-812-1609	RN60C2001F	81349	RESISTOR, FIXED, FILM	EA	1
3	10	PAHZZ	5961-00-914-6005	1N4004	80131	SEMICONDUCTOR DEVICE, DIODE	EA	3
3	11	PAHZZ	5905-00-195-6451	RC20GF472K	81349	RESISTOR, FIXED, COMPOSITION	EA	1
3	12	PAHZZ	5905-00-858-4016	4373	44655	RESISTOR, FIXED, WIRE WOUND	EA	1
3	13	XDHZZ	5961-00-842-9864	1N914	14333	SEMICONDUCTOR DEVICE, DIODE	EA	2
3	14	PAHZZ	5905-00-195-6791	RC20GF681J	81349	RESISTOR, FIXED, COMPOSITION	EA	1
3	15	PAHZZ	5905-00-186-3C08	RC20GF101K	81349	RESISTOR, FIXED, COMPOSITION	EA	2
3	16	XDHZZ		2N2222	27014	TRANSISTOR	EA	1
3	17	PAHZZ	5935-01-006-8573	800-7925	85711	SOCKET, TRANSISTOR	EA	3
3	18	PAHZZ	5961-00-199-6008	2N3055	04713	TRANSISTOR	EA	1
3	19	PAHZZ	5961-00-959-8288	2N2907	87014	TRANSISTOR	EA	2
3	20	XDHZZ		3T103-2B	13934	CAPACITOR, FIXED, MICA	EA	1
3	21	PAHZZ	5905-00-171-2009	RC20GF222K	81349	RESISTOR, FIXED, COMPOSITION	EA	1
3	22	PAHZZ	5905-00-195-6806	RC20GF102J	81349	RESISTOR, FIXED, COMPOSITION	EA	2
3	23	PAHZZ	5905-00-185-8518	RC20GF103K	81349	RESISTOR, FIXED, COMPOSITION	EA	1
3	24	PAHZZ	5905-01-006-8525	362U501B	11236	RESISTOR, VARIABLE	EA	1
3	25	XDHZZ		828-02-301	85711	PRINTED CIRCUIT BOARD	EA	1
3	26	PAHZZ	5961-00-752-6121	1N753A	01295	SEMICONDUCTOR DEVICE, DIODE	EA	1
3	27	PAHZZ	5905-00-111-4734	RCR20G470JS	81349	RESISTOR, FIXED, COMPOSITION	EA	1





NOTE: FOR COMPLETE REFERENCE DESIGNATION PREFIX WITH 3A2.

EL2HN006

Figure 4. Preamplifier and Amplifier 828-03 (Sheet 1 of 2).

REF. DES.	ITEM NO.	REF. DES.	ITEM NO.	REF. DES.	ITEM NO.	REF. DES.	ITEM NO.	REF. DES.	ITEM NO.	REF. DES.	ITEM NO.	REF. DES.	ITEM NO.
C1	1	C21	7	Q2	16	R7	20	R26	33	R45	45	R64	58
C2	1	C22	12	Q3	17	R8	21	R27	33	R46	46	R65	58
C3	2	C23	7	Q4	17	R9	22	R28	30	R47	27	R66	29
C4	3	C24	7	Q5	17	R10	23	R29	30	R48	47	R67	59
C5	2	C25	7	Q6	17	R11	24	R30	29	R49	48	R68	58
C6	4	C26	7	Q7	17	R12	25	R31	29	R50	49	R69	58
C7	5	C27	2	Q8	17	R13	26	R32	34	R51	48	R70	60
C8	5	C28	3	Q9	18	R14	26	R33	35	R52	50	R72	61
C9	6	C30	2	Q10	17	R15	27	R34	36	R53	51	R73	62
C10	6	C31	7	Q11	17	R16	27	R35	37	R54	52	R74	57
C11	7	C32	7	Q12	17	R17	28	R36	38	R55	53	R75	63
C12	7	C33	7	Q13	17	R18	29	R37	38	R56	42	T1	64
C13	8	C35	8	Q14	17	R19	29	R38	39	R57	30	T2	64
C14	9	CR1	13	R1	19	R20	30	R39	40	R58	54	VR1	65
C15	5	CR2	13	R2	19	R21	30	R40	41	R59	55		
C16	10	CR3	14	R3	19	R22	31	R41	42	R60	52		
C17	11	CR4	14	R4	20	R23	31	R42	20	R61	56		
C18	7	G1	15	R5	19	R24	32	R43	43	R62	30		
C19	7	Q1	16	R6	19	R25	32	R44	44	R63	57		

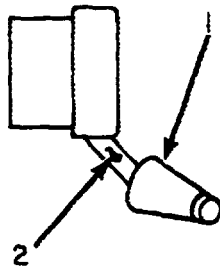
EL2HNO07

Figure 4. Preamplifier and Amplifier 828-03 (Sheet 2 of 2).

(1) ILLUSTRATION (A) FIG NO.	(2) (B) ITEM NO.	(3) SMR CODE	(4) NATIONAL STOCK NUMBER	(5) PART NUMBER	(6) FSCM	(7) DESCRIPTION  USABLE ON COIU/M	(8) QTY INC IN UNIT
GROUP 03 PREAMPLIFIER AND AMPLIFIER 828-03							
4	1	XDHZZ		3T103-2B	13934	CAPACITOR, FIXED, MICA	EA 2
4	2	XDHZZ		X663F15451W2	84411	CAPACITOR, FIXED, MICA	EA 4
4	3	XDHZZ		X663F30451W2	84411	CAPACITOR, FIXED, MICA	EA 2
4	4	XDHZZ		X663F10401W2	84411	CAPACITOR, FIXED, MICA	EA 1
4	5	PAHZZ	5910-00-538-1508	DD202	71590	CAPACITOR, FIXED, CERAMIC	EA 3
4	6	PAHZZ	5910-00-899-9126	CS13BF335K	81349	CAPACITOR, FIXED, ELECTROLYTIC	EA 2
4	7	XDHZZ		PAD100PF16	24138	CAPACITOR, FIXED, ELECTROLYTIC	EA 12
4	8	XDHZZ		PAD500PL16	24138	CAPACITOR, FIXED, ELECTROLYTIC	EA 2
4	9	XDHZZ		EM1200-1	24138	CAPACITOR, FIXED, ELECTROLYTIC	EA 1
4	10	XDHZZ		SM2200-2A	24138	CAPACITOR, FIXED, ELECTROLYTIC	EA 1
4	11	XDHZZ		PAD2200PX16	24138	CAPACITOR, FIXED, ELECTROLYTIC	EA 1
4	12	XDHZZ		4PT103K	84171	CAPACITOR, FIXED, ELECTROLYTIC	EA 1
4	13	XDHZZ		ED90	72982	SEMICONDUCTOR DEVICE, DIODE	EA 2
4	14	XDHZZ		1N816	03877	SEMICONDUCTOR DEVICE, DIODE	EA 2
4	15	XDHZZ		700-1008	85711	CHOPPER, ELECTRONIC	EA 1
4	16	PAHZZ	5961-00-979-0108	2N4037	02735	TRANSISTOR	EA 2
4	17	PAHZZ	5961-00-959-8288	2N2907	27014	TRANSISTOR	EA 11
4	18	XDHZZ		U183	17896	TRANSISTOR	EA 1
4	19	PAHZZ	5905-00-752-6646	RN60C2002F	81349	RESISTOR, FIXED, FILM	EA 5
4	20	PAHZZ	5905-00-686-3379	RN60C1002F	81349	RESISTOR, FIXED, FILM	EA 3
4	21	XDHZZ		RN60C24R9F	81349	RESISTOR, FIXED, FILM	EA 1
4	22	PAHZZ	5905-00-752-3597	RN60C1001F	81349	RESISTOR, FIXED, FILM	EA 1
4	23	PAHZZ	5905-00-104-8345	RC20GF560K	81349	RESISTOR, FIXED, COMPOSITION	EA 1
4	24	PAHZZ	5905-01-006-8526	362U2018	11236	RESISTOR, VARIABLE	EA 1
4	25	XDHZZ		RN60C47R5F	81349	RESISTOR, FIXED, FILM	EA 1
4	26	PAHZZ	5905-00-465-0345	RC20GF360K	81349	RESISTOR, FIXED, COMPOSITION	EA 2
4	26	PAHZZ	5905-00-465-0345	RC20GF360K	81349	RESISTOR, FIXED, COMPOSITION	EA 2
4	27	PAHZZ	5905-00-812-1609	RN60C2001F	81349	RESISTOR, FIXED, FILM	EA 3
4	28	PAHZZ	5905-00-251-7757	RC20GF270K	81349	RESISTOR, FIXED, COMPOSITION	EA 1
4	29	PAHZZ	5905-00-114-5489	RC20GF823K	81349	RESISTOR, FIXED, COMPOSITION	EA 5
4	30	PAHZZ	5905-00-185-8518	RC20GF103K	81349	RESISTOR, FIXED, COMPOSITION	EA 6
4	31	PAHZZ	5905-00-141-1130	RC20GF272K	81349	RESISTOR, FIXED, COMPOSITION	EA 2
4	32	PAHZZ	5905-00-279-1889	RC20GF361J	81349	RESISTOR, FIXED, COMPOSITION	EA 2
4	33	PAHZZ	5905-00-126-6691	RC20GF150K	81349	RESISTOR, FIXED, COMPOSITION	EA 2
4	34	XDHZZ		RN60C10R0F	81349	RESISTOR, FIXED, FILM	EA 1
4	35	PAHZZ	5905-00-810-0945	RN60C2802F	81349	RESISTOR, FIXED, FILM	EA 1
4	36	PAHZZ	5905-00-842-6855	RN60C6040F	81349	RESISTOR, FIXED, FILM	EA 1
4	37	PAHZZ	5905-00-842-6845	RN60C2493F	81349	RESISTOR, FIXED, FILM	EA 1
4	38	PAHZZ	5905-00-834-6449	RN60C3482F	81349	RESISTOR, FIXED, FILM	EA 2
4	39	PAHZZ	5905-00-759-8916	RN60H1101F	81349	RESISTOR, FIXED, FILM	EA 1

TM11-6625-524-24P-2 SECTION II

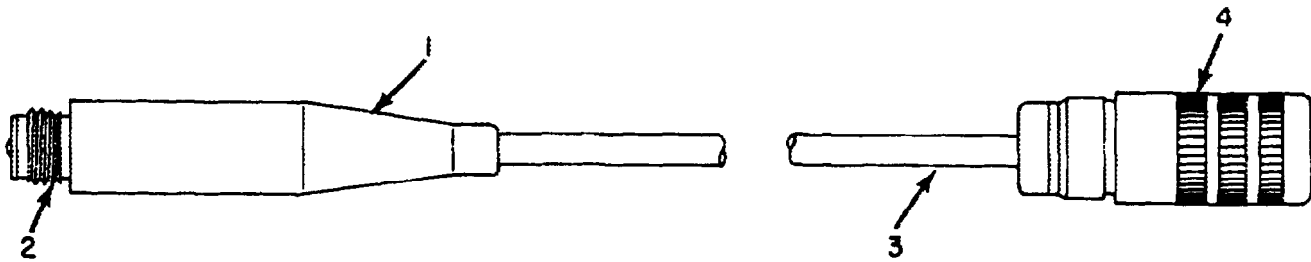
(1) ILLUSTRATION (A) FIG NO.	(B) ITEM NO.	(2) SMR CODE	(3) NATIONAL STOCK NUMBER	(4) PART NUMBER	(5) FSCM	(6) DESCRIPTION	(7) USABLE ON COIU/M	(8) QTY INC IN UNIT
4	40	PAHZZ	5905-00-840-7608	RN60C3481F	81349	RESISTOR, FIXED, FILM	EA	1
4	41	PAHZZ	5905-00-810-5227	RN60C4322F	81349	RESISTOR, FIXED, FILM	EA	1
4	42	PAHZZ	5905-00-141-1168	RC20GF222K	81349	RESISTOR, FIXED, COMPOSITION	EA	1
4	43	PAHZZ	5905-00-882-7890	RN60C3480F	81349	RESISTOR, FIXED, FILM	EA	1
4	44	PAHZZ	5905-00-087-4557	RN60C3483F	81349	RESISTOR, FIXED, FILM	EA	1
4	45	PAHZZ	5905-00-812-4519	RN60C6342F	81349	RESISTOR, FIXED, FILM	EA	1
4	46	PAHZZ	5905-00-812-2483	RN60C1502F	81349	RESISTOR, FIXED, FILM	EA	1
4	47	PAHZZ	5905-00-892-0475	RN60C6041F	81349	RESISTOR, FIXED, FILM	EA	1
4	48	PAHZZ	5905-00-471-6253	RN60C1212F	81349	RESISTOR, FIXED, FILM	EA	2
4	49	PAHZZ	5905-00-811-1090	RN60C4993F	81349	RESISTOR, FIXED, FILM	EA	1
4	50	PAHZZ	5905-00-833-5819	RN60C2003F	81349	RESISTOR, FIXED, FILM	EA	1
4	51	PAHZZ	5905-00-006-8527	362U1038	11236	RESISTOR, VARIABLE	EA	1
4	52	PAHZZ	5905-00-110-0196	RC20GF102K	81349	RESISTOR, FIXED, COMPOSITION	EA	2
4	53	PAHZZ	5905-00-279-1761	RC20GF621K	81349	RESISTOR, FIXED, COMPOSITION	EA	1
4	54	PAHZZ	5905-00-249-3656	RC20GF623J	81349	RESISTOR, FIXED, COMPOSITION	EA	1
4	55	PAHZZ	5905-00-195-6451	RC20GF472K	81349	RESISTOR, FIXED, COMPOSITION	EA	1
4	56	PAHZZ	5905-00-279-1867	RC20GF114K	81349	RESISTOR, FIXED, COMPOSITION	EA	1
4	57	PAHZZ	5905-00-111-4734	RCR20G470JS	81349	RESISTOR, FIXED, COMPOSITION	EA	2
4	58	PAHZZ	5905-00-192-9260	RC20GF154K	81349	RESISTOR, FIXED, COMPOSITION	EA	4
4	59	PAHZZ	5905-00-171-2006	RC20GF271J	81349	RESISTOR, FIXED, COMPOSITION	EA	1
4	60	PAHZZ	5905-00-842-8566	RN60C2803F	81349	RESISTOR, FIXED, FILM	EA	1
4	61	PAHZZ	5905-00-104-8334	RC20GF331K	81349	RESISTOR, FIXED, COMPOSITION	EA	1
4	62	PAHZZ	5905-00-810-1055	RN60C1000F	81349	RESISTOR, FIXED, COMPOSITION	EA	1
4	63	PAHZZ	5905-00-935-8539	RC20GF202JS	81349	RESISTOR, FIXED, COMPOSITION	EA	1
4	64	PAHZZ	5950-01-005-9843	TAPC63	80089	TRANSFORMER, AUDIO FREQUENCY	EA	2
4	65	XDHZZ		1R8-5B	13327	SEMICONDUCTOR DEVICE, DIODE	EA	1



EL2HNOO8

Figure 5. Adapter, Test 900-2050A.

(1) ILLUSTRATION		(2)	(3)	(4)	(5)	(6)	(7)	(8)
(a) FIG NO.	(b) ITEM NO.	SMR CODE	NATIONAL STOCK NUMBER	PART NUMBER	FSCM	DESCRIPTION  USABLE ON CODE	U/M	QTY INC IN UNIT
5	1	PAHZZ	5999-00-683-3508	3 OC	76545	GROUP 04 ADAPTER, TEST 900-2050A CLIP, ELECTRICAL	EA	1
5	2	XDHZZ		32BLK	76545	INSULATION, SLEEVING	EA	1



EL2HNO09

Figure 6. Cable Assembly, Special Purpose, Electrical 900-2000B.

(1) ILLUSTRATION		(2)	(3)	(4)	(5)	(6)	(7)	(8)
(a) FIG NO.	(b) ITEM NO.	SMR CODE	NATIONAL STOCK NUMBER	PART NUMBER	FSCM	DESCRIPTION	USABLE ON CODE	QTY INC IN UNIT
						GROUP 05 CABLE ASSEMBLY, SPECIAL PURPOSE, ELECTRICAL 900-2000B		
6	1	PAHZZ	6625-01-005-9889	865-3000A	85711	PROD, TEST		
6	2	PAHZZ	5935-00-687-2116	165-13	02660	CONNECTOR, PLUG, ELECTRICAL		
6	3	XDHZZ		290-1023	85711	CABLE, SPECIAL PURPOSE, ELECTRICAL		
6	4	PAHZZ	6625-00-408-3395	900-2004B	85711	DETECTOR		



NATIONAL STOCK NUMBER AND PART NUMBER INDEX  
NOTE: LATE INCLUSIVE AT END OF INDEX.

STOCK NUMBER	FIGURE NO.	ITEM NO.	STOCK NUMBER	FIGURE NO.	ITEM NO.
5930-00-059-1390	2	50	5905-00-812-1609	2	48
5905-00-059-9117	2	21	5905-00-812-1609	3	9
5905-00-060-7061	2	25	5905-00-812-1609	4	27
5905-00-080-1080	2	49	5905-00-812-2483	4	46
5905-00-087-4557	4	44	5905-00-812-4519	2	46
5905-00-104-8334	4	61	5905-00-812-4519	4	45
5905-00-104-8345	4	23	5905-00-833-5819	2	27
5905-00-110-0196	4	52	5905-00-833-5819	4	50
5905-00-114-5489	4	29	5905-00-833-5821	2	42
5905-00-126-6691	4	33	5905-00-834-6449	2	19
5905-00-171-2006	4	59	5905-00-834-6449	4	38
5905-00-171-2009	3	21	5905-00-835-7345	2	20
5905-00-185-8518	3	23	5905-00-840-7607	2	22
5905-00-185-8518	4	30	5905-00-840-7608	4	40
5905-00-186-3008	3	15	5905-00-842-6845	2	28
5905-00-192-9260	4	58	5905-00-842-6845	4	37
5905-00-195-6451	3	11	5905-00-842-6846	2	24
5905-00-195-6451	4	55	5905-00-842-6855	2	26
5905-00-195-6806	3	22	5905-00-842-6855	4	36
6625-00-223-1930	1	6	5905-00-842-8566	4	60
5920-00-235-8362	2	56	5905-00-843-6626	2	45
6625-00-237-8482	2	13	5905-00-847-3435	2	52
5905-00-249-3656	4	54	5905-00-858-4016	3	12
5905-00-251-7757	4	28	5905-00-865-6217	2	51
5961-00-274-2726	2	31	5905-00-882-7890	3	8
5905-00-279-1761	4	53	5905-00-882-7890	4	43
6625-00-408-3395	6	4	5905-00-892-0475	4	47
5905-00-465-0345	4	26	5910-00-899-9126	4	6
5935-00-518-8696	2	53	5310-00-934-9739	2	8
5910-00-538-1508	2	37	5905-00-935-8539	4	63
5910-00-538-1508	4	5	5920-00-939-4637	2	55
5999-00-683-3508	5	1	6625-00-975-1292	1	4
5905-00-686-3379	4	20	5961-00-979-0108	4	16
5905-00-687-0770	2	67	5961-00-995-2310	3	5
5935-00-687-1842	1	5	5950-01-005-9288	3	1
5935-00-687-2116	6	2	5910-01-005-9321	3	2
5935-00-721-0431	2	33	5950-01-005-9843	4	64
5905-00-752-3597	2	63	5905-01-006-8100	2	43
5905-00-752-3597	4	22	5905-01-006-8525	3	24
5961-00-752-6121	3	26	5905-01-006-8526	4	24
5905-00-752-6646	4	19	5905-01-006-8527	4	51
5905-00-759-8916	4	39	5905-01-006-8528	2	65
5905-00-809-7805	2	54	5905-01-006-8529	2	39
5905-00-810-0945	4	35	5905-01-006-8530	2	44
5905-00-810-1055	4	62	5935-01-006-8573	3	17
5905-00-810-5227	4	41	5905-01-007-1421	2	40
5905-00-811-1090	4	49	5935-01-007-5678	3	3
5905-00-811-9878	2	41	6625-01-007-5824	1	8
5905-00-812-1606	2	47			

PART NUMBER	FSCM	FIG NO	ITEM NO	PART NUMBER	FSCM	FIG NO	ITEM NO
CS13BF335K	81349	4	6	RC20GF103K	81349	4	30
C1-103	71590	2	58	RC20GF114K	81349	4	56
DD202	71590	2	37	RC20GF150K	81349	4	33
DD202	71590	4	5	RC20GF154K	81349	4	58
DT2142	85711	3	1	RC20GF202JS	81349	4	63
ED90	72982	4	13	RC20GF222K	81349	3	21
EM1200-1	24138	4	9	RC20GF270K	81349	4	28
HKP	71400	2	55	RC20GF271J	81349	4	59
LAC3G	82389	2	57	RC20GF272K	81349	4	31
ME247CU	85711	1	8	RC20GF331K	81349	4	61
MS35190-16	96906	2	6	RC20GF360K	81349	4	26
MS35206-27	96906	1	2	RC20GF472K	81349	3	11
MS35206-27	96906	2	2	RC20GF472K	81349	4	55
MS35206-30	96906	2	4	RC20GF560K	81349	4	23
MS35649-242	96906	2	8	RC20GF621K	81349	4	53
MV5023	50522	2	31	RC20GF623J	81349	4	54
M12-1005	327	2	61	RC20GF681J	81349	3	14
PAD100PF16	24138	4	7	RC20GF823K	81349	4	29
PAD2200PX16	24138	4	11	RN60C10R0F	81349	4	34
PAD500PL16	24138	4	8	RN60C1000F	81349	4	62
RC20GF101K	81349	3	15	RN60C1001F	81349	2	63
RC20GF102J	81349	3	22	RN60C1001F	81349	4	22
RC20GF102K	81349	4	52	RN60C1002F	81349	4	20
RC20GF103K	81349	3	23				

NATIONAL STOCK NUMBER AND PART NUMBER INDEX  
INCLUDED AT END OF INDEX.

STOCK NUMBER	FIGURE NO.	ITEM NO.	STOCK NUMBER	FIGURE NO.	ITEM NO.		
RN60C1212F	81349	2	59	2DFM1	56289	3	7
RN60C1212F	81349	4	48	2N2222	27014	3	16
RN60C1420F	81349	2	21	2N2907	27014	3	19
RN60C1502F	81349	4	46	2N2907	27014	4	17
RN60C1541F	81349	2	49	2N3055	4713	3	18
RN60C1911F	81349	2	25	2N4037	2735	4	16
RN60C2001F	81349	2	48	203-1105B	85711	2	13
RN60C2001F	81349	3	9	203-2205	85711	2	35
RN60C2001F	81349	4	27	290-1023	85711	6	3
RN60C2002F	81349	4	19	3T103-2B	13934	3	20
RN60C2003F	81349	2	27	3T103-2B	13934	4	1
RN60C2003F	81349	4	50	30C	76545	5	1
RN60C24R9F	81349	4	21	313-300	75915	2	56
RN60C2491F	81349	2	67	32BLK	76545	5	2
RN60C2493F	81349	2	28	33C20DE251	99392	3	4
RN60C2493F	81349	4	37	33C50G1051	99362	3	2
RN60C2494F	81349	2	62	362U1028	11236	2	65
RN60C2672F	81349	2	54	362U1038	11236	4	51
RN60C2802F	81349	4	35	362U201B	11236	4	24
RN60C2803F	81349	4	60	362U202B	11236	2	39
RN60C3011F	81349	2	41	362U204B	11236	2	66
RN60C3320F	81349	2	52	362U253B	11236	2	40
RN60C3480F	81349	3	8	362U255B	11236	2	64
RN60C3480F	81349	4	43	362U501B	11236	3	24
RN60C3481F	81349	4	40	362U502B	11236	2	43
RN60C3482F	81349	2	19	362U503B	11236	2	44
RN60C3482F	81349	4	38	4PT103K	84171	4	12
RN60C3483F	81349	4	44	410-1041	85711	2	23
RN60C3572F	81349	2	51	410-1065	85711	2	29
RN60C4021F	81349	2	22	4373	44655	3	12
RN60C4322F	81349	4	41	46256LF	82389	2	50
RN60C47R5F	81349	4	25	60	82389	1	5
RN60C4751F	81349	2	42	700-1008	85711	4	15
RN60C4752F	81349	2	20	80PC2F	2660	2	53
RN60C4993F	81349	4	49	800-4126	85711	2	36
RN60C5492F	81349	2	45	800-4127	85711	2	32
RN60C6040F	81349	2	26	800-4128	85711	2	34
RN60C6040F	81349	4	36	800-5121	85711	1	3
RN60C6041F	81349	4	47	800-5600	85711	2	7
RN60C6042F	81349	2	47	800-5604	85711	2	10
RN60C6342F	81349	2	46	800-5605	85711	2	9
RN60C6342F	81349	4	45	800-7502	85711	3	3
RN60C7501F	81349	2	24	800-7925	85711	3	17
RN60C8663F	81349	2	60	800-9602	85711	2	16
RN60H1101F	81349	4	39	826-04	85711	2	1
SM2200-2A	24138	4	10	828-01-601	85711	2	30
TAPC63	80089	4	64	828-01-602A	85711	2	11
T450-8	71450	2	15	828-01-603	85711	2	12
U183	17896	4	18	828-01-604-1	85711	2	14
X663F10401W2	84411	4	4	828-01-606	85711	2	3
X663F15451W2	84411	4	2	828-01-610	85711	2	38
X663F30451W2	84411	4	3	828-02	85711	1	1
1N203	71590	3	6	828-02-301	85711	3	25
1N4004	80131	3	10	828-03	85711	1	9
1N706	71590	3	5	865-1000	85711	2	5
1N753A	1295	3	26	865-3000A	85711	6	1
1N816	3877	4	14	900-2000B	85711	1	7
1N914	14433	3	13	900-2002	85711	1	4
1R8-5B	13327	4	65	900-2004B	85711	6	4
165-13	2660	6	2	900-2050A	85711	1	6
165-16	2660	2	33				

SECTION IV  
 NATIONAL STOCK NUMBER AND PART NUMBER INDEX

LATEST NATIONAL STOCK NUMBER ASSIGNMENTS

STOCK NUMBER	FIGURE NO.	ITEM NO.
5905-00-111-4734	4	57
5905-00-111-4734	3	27
5905-00-141-1130	4	31
5905-00-141-1168	4	42
5905-00-195-6791	3	14
5961-00-199-6008	3	18
5905-00-279-1749	2	17
5905-00-279-1867	4	56
5905-00-279-1889	4	32
5905-00-471-6253	2	59
5905-00-471-6253	4	48
5905-00-683-5760	2	18
5961-00-842-9864	3	13
5961-00-914-6005	3	10
5305-00-957-5031	2	6
5961-00-959-8288	4	17
5961-00-959-8288	3	19

LATEST PART NUMBER ASSIGNMENTS

PART NUMBER	FSCM	FIGURE NO.	ITEM NO.
M12-5004F	00327	2	18
RCR20G470JS	81349	4	57
RCR20G470JS	81349	3	27
RC20GF361J	81349	4	32
RC20GF625J	81349	2	17

ADDITIONAL LATEST NATIONAL STOCK NUMBER ASSIGNMENTS

STOCK NUMBER	FIG NO	ITEM NO
5910-00-147-4436	2	58
6625-00-451-9289	1	7
6625-01-005-9889	6	1



By Order of the Secretary of the Army:

Official:

**J. C. PENNINGTON**  
*Brigadier General, United States Army*  
*The Adjutant General*

**BERNARD W. ROGERS**  
*General, United States Army*  
*Chief of Staff*

**DISTRIBUTION:**

To be distributed in accordance with DA Form 12-36, Direct and General Support maintenance requirements for AN/ARC-102 and AN/TSQ-72 and DA Form 12-51, Direct and General Support maintenance requirements for AN/GRC-106 and AN/TRC-90.

RECOMMENDED CHANGES TO EQUIPMENT TECHNICAL MANUALS



**SOMETHING WRONG WITH THIS MANUAL?**

THEN...JOT DOWN THE DOPE ABOUT IT ON THIS FORM, TEAR IT OUT, FOLD IT AND DROP IT IN THE MAIL!

FROM: (YOUR UNIT'S COMPLETE ADDRESS)

Commander  
Stateside Army Depot  
ATTN: AMSTA-US  
Stateside, N.J. 07703

DATE 10 July 1975

PUBLICATION NUMBER TM 11-5840-340-12	DATE 23 Jan 74	TITLE Radar Set AN/PSC-76
---	-------------------	------------------------------

BE EXACT...PIN-POINT WHERE IT IS IN THIS SPACE TELL WHAT IS WRONG AND WHAT SHOULD BE DONE ABOUT IT:

PAGE NO.	PARA-GRAPH	FIGURE NO.	TABLE NO.	
2-25	2-28			<p>Recommend that the installation antenna alignment procedure be changed throughout to specify a 2° IFF antenna lag rather than 1°.</p> <p>REASON: Experience has shown that with only a 1° lag, the antenna servo system is too sensitive to wind gusting in excess of 25 knots, and has a tendency to rapidly accelerate and decelerate as it hunts, causing strain to the drive train. Hunting is minimized by adjusting the lag to 2° without degradation of operation.</p>
3-10	3-3		3-1	<p>Item 5, Function column. Change "2 db" to "3db."</p> <p>REASON: The adjustment procedure for the TRANS POWER FAULT indicator calls for a 3 db (500 watts) adjustment to light the TRANS POWER FAULT indicator.</p>
5-6	5-8			<p>Add new step f.1 to read, "Replace cover plate removed in step e.1, above."</p> <p>REASON: To replace the cover plate.</p>
		FO3		<p>Zone C 3. On J1-2, change "+24 VDC to "+5 VDC."</p> <p>REASON: This is the output line of the 5 VDC power supply. + 24 VDC is the input voltage.</p>

TEAR ALONG DOTTED LINE

TYPED NAME, GRADE OR TITLE, AND TELEPHONE NUMBER: SSG I. M. DeSpirito 999-1776

SIGN HERE: *SSG I. M. DeSpirito*

DA FORM 2028-2 1 AUG 74

P.S.--IF YOUR OUTFIT WANTS TO KNOW ABOUT YOUR MANUAL "FIND," MAKE A CARBON COPY OF THIS AND GIVE IT TO YOUR HEADQUARTERS.

HISA 1686-75



RECOMMENDED CHANGES TO EQUIPMENT TECHNICAL MANUALS



THEN... JOT DOWN THE DOPE ABOUT IT ON THIS FORM, TEAR IT OUT, FOLD IT AND DROP IT IN THE MAIL!

# SOMETHING WRONG WITH THIS MANUAL?

FROM: (YOUR UNIT'S COMPLETE ADDRESS)

DATE

PUBLICATION NUMBER

TM 11-6625-524-24P-2

DATE

11 SEP 78

TITLE

VOLTMETER, ELECTRONIC  
AN/URM-145B

BE EXACT... PIN-POINT WHERE IT IS

PAGE  
NO.

PARA-  
GRAPH

FIGURE  
NO.

TABLE  
NO.

IN THIS SPACE TELL WHAT IS WRONG  
AND WHAT SHOULD BE DONE ABOUT IT:

TEAR ALONG DOTTED LINE

TYPEO NAME, GRADE OR TITLE, AND TELEPHONE NUMBER

SIGN HERE:

DA FORM 2028-2  
1 AUG 74

P.S.--IF YOUR OUTFIT WANTS TO KNOW ABOUT YOUR MANUAL "FIND," MAKE A CARBON COPY OF THIS AND GIVE IT TO YOUR HEADQUARTERS.



FILL IN YOUR  
UNIT'S ADDRESS

FOLD BACK

DEPARTMENT OF THE ARMY

OFFICIAL BUSINESS

PENALTY FOR PRIVATE USE, \$300

POSTAGE AND FEES PAID  
DEPARTMENT OF THE ARMY  
DOD-314



Commander  
US Army Communications and  
Electronics Materiel Readiness Command  
ATTN: DRSEL-ME-MQ  
Fort Monmouth, New Jersey 07703

FOLD BACK

TEAR ALONG DOTTED LINE

RECOMMENDED CHANGES TO EQUIPMENT TECHNICAL MANUALS



# SOMETHING WRONG WITH THIS MANUAL?

THEN... JOT DOWN THE DOPE ABOUT IT ON THIS FORM, TEAR IT OUT, FOLD IT AND DROP IT IN THE MAIL!

FROM: (YOUR UNIT'S COMPLETE ADDRESS)

DATE

PUBLICATION NUMBER

TM 11-6625-524-24P-2

DATE

11 SEP 78

TITLE

VOLTMETER, ELECTRONIC  
AN/URM-145B

BE EXACT... PIN-POINT WHERE IT IS

IN THIS SPACE TELL WHAT IS WRONG AND WHAT SHOULD BE DONE ABOUT IT:

PAGE NO.	PARA-GRAPH	FIGURE NO.	TABLE NO.
----------	------------	------------	-----------

TEAR ALONG DOTTED LINE

TYPED NAME, GRADE OR TITLE, AND TELEPHONE NUMBER

SIGN HERE:

DA FORM 2028-2  
1 AUG 74

P.S.--IF YOUR OUTFIT WANTS TO KNOW ABOUT YOUR MANUAL "FIND," MAKE A CARBON COPY OF THIS AND GIVE IT TO YOUR HEADQUARTERS.

FILL IN YOUR  
UNIT'S ADDRESS

FOLD BACK

DEPARTMENT OF THE ARMY

OFFICIAL BUSINESS  
PENALTY FOR PRIVATE USE, \$300

POSTAGE AND FEES PAID  
DEPARTMENT OF THE ARMY  
DOD-314



Commander  
US Army Communications and  
Electronics Materiel Readiness Command  
ATTN: DRSEL-ME-MQ  
Fort Monmouth, New Jersey 07703

FOLD BACK

TEAR ALONG DOTTED LINE



FILL IN YOUR  
UNIT'S ADDRESS

FOLD BACK

DEPARTMENT OF THE ARMY



OFFICIAL BUSINESS

PENALTY FOR PRIVATE USE, \$300

POSTAGE AND FEES PAID  
DEPARTMENT OF THE ARMY  
DOD-314



Commander  
US Army Communications and  
Electronics Materiel Readiness Command  
ATTN: DRSEL-ME-MQ  
Fort Monmouth, New Jersey 07703

TEAR ALONG DOTTED LINE

FOLD BACK

# THE METRIC SYSTEM AND EQUIVALENTS

## LENGTH MEASURE

1 Centimeter = 10 Millimeters = 0.01 Meters = 0.3937 Inches  
 1 Meter = 100 Centimeters = 1000 Millimeters = 39.37 Inches  
 1 Kilometer = 1000 Meters = 0.621 Miles

## WEIGHTS

1 Gram = 0.001 Kilograms = 1000 Milligrams = 0.035 Ounces  
 1 Kilogram = 1000 Grams = 2.2 lb.  
 1 Metric Ton = 1000 Kilograms = 1 Megagram = 1.1 Short Tons

## LIQUID MEASURE

1 Milliliter = 0.001 Liters = 0.0338 Fluid Ounces  
 1 Liter = 1000 Milliliters = 33.82 Fluid Ounces

## SQUARE MEASURE

1 Sq. Centimeter = 100 Sq. Millimeters = 0.155 Sq. Inches  
 1 Sq. Meter = 10,000 Sq. Centimeters = 10.76 Sq. Feet  
 1 Sq. Kilometer = 1,000,000 Sq. Meters = 0.386 Sq. Miles

## CUBIC MEASURE

1 Cu. Centimeter = 1000 Cu. Millimeters = 0.06 Cu. Inches  
 1 Cu. Meter = 1,000,000 Cu. Centimeters = 35.31 Cu. Feet

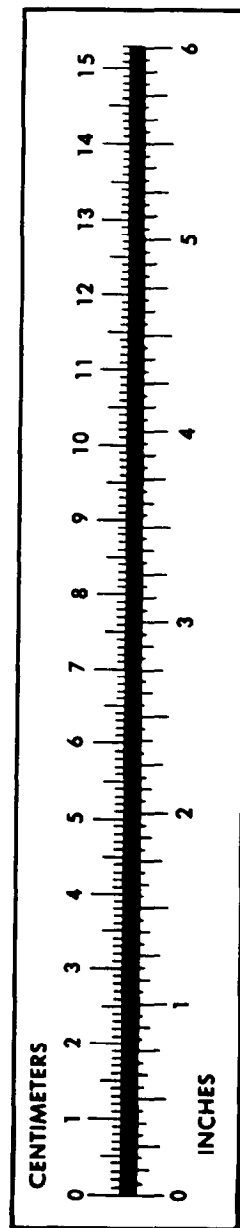
## TEMPERATURE

$5/9(^{\circ}\text{F} - 32) = ^{\circ}\text{C}$   
 212° Fahrenheit is equivalent to 100° Celsius  
 90° Fahrenheit is equivalent to 32.2° Celsius  
 32° Fahrenheit is equivalent to 0° Celsius  
 $9/5^{\circ}\text{C} + 32 = ^{\circ}\text{F}$

## APPROXIMATE CONVERSION FACTORS

TO CHANGE	TO	MULTIPLY BY
Inches	Centimeters	2.540
Feet	Meters	0.305
Yards	Meters	0.914
Miles	Kilometers	1.609
Square Inches	Square Centimeters	6.451
Square Feet	Square Meters	0.093
Square Yards	Square Meters	0.836
Square Miles	Square Kilometers	2.590
Acres	Square Hectometers	0.405
Cubic Feet	Cubic Meters	0.028
Cubic Yards	Cubic Meters	0.765
Fluid Ounces	Milliliters	29.573
its	Liters	0.473
arts	Liters	0.946
allons	Liters	3.785
Ounces	Grams	28.349
Pounds	Kilograms	0.454
Short Tons	Metric Tons	0.907
Pound-Feet	Newton-Meters	1.356
Pounds per Square Inch	Kilopascals	6.895
Miles per Gallon	Kilometers per Liter	0.425
Miles per Hour	Kilometers per Hour	1.609

TO CHANGE	TO	MULTIPLY BY
Centimeters	Inches	0.394
Meters	Feet	3.280
Meters	Yards	1.094
Kilometers	Miles	0.621
Square Centimeters	Square Inches	0.155
Square Meters	Square Feet	10.764
Square Meters	Square Yards	1.196
Square Kilometers	Square Miles	0.386
Square Hectometers	Acres	2.471
Cubic Meters	Cubic Feet	35.315
Cubic Meters	Cubic Yards	1.308
Milliliters	Fluid Ounces	0.034
Liters	Pints	2.113
Liters	Quarts	1.057
ers	Gallons	0.264
ms	Ounces	0.035
ograms	Pounds	2.205
Metric Tons	Short Tons	1.102
Newton-Meters	Pounds-Feet	0.738
Kilopascals	Pounds per Square Inch	0.145
ometers per Liter	Miles per Gallon	2.354
ometers per Hour	Miles per Hour	0.621



**PIN: 017640-000**