

DEPARTMENT OF THE ARMY TECHNICAL MANUAL

UNIVERSITY OF VIRGINIA
ALDERMAN LIBRARY
NOV 1 1990
GOVERNMENT DOCUMENTS

TECHNICAL MANUAL

**ORGANIZATIONAL MAINTENANCE REPAIR PARTS
AND SPECIAL TOOLS LISTS**

**GENERATOR SET, SELF-POWERED,
DIESEL ENGINE DRIVEN,
30 KW, AC, 3-PHASE, 120/208V, 240/416V,
60 HERTZ, CONVERTIBLE TO 25 KW,
50 HERTZ, SKID MOUNTED
(MILITARY DESIGN MODEL SF-30-MD/CIED)
NSN 6115-00-935-5111**



UNIVERSITY OF VIRGINIA LIBRARY



X004815969

This copy is a reprint which includes current
pages from Changes 1

HEADQUARTERS, DEPARTMENT OF THE ARMY
DECEMBER 1977



**ORGANIZATIONAL MAINTENANCE REPAIR PARTS
AND SPECIAL TOOLS LISTS**

**GENERATOR SET, SELF-POWERED
DIESEL ENGINE DRIVEN,
30KW, AC, 3-PHASE, 120/208V, 240/416V, 60 HERTZ
CONVERTIBLE TO 25KW, 50 HERTZ, SKID MOUNTED
(MILITARY DESIGN MODEL SF-30-MD/CIED)
NSN 6115-00-935-5111**

Current as of 14 September 1977

REPORTING ERROR AND RECOMMENDING IMPROVEMENTS

You can help improve this manual. If you find any mistake or if you know of a way to improve the procedure, please let us know. Mail your letter, DA Form 2028 (Recommended Changes to Publication and Blank Forms), or DA Form 2028-2 located in the back of this manual directly to: Commander, U. S. Army Troop Support and Aviation Materiel Readiness Command, ATTN: DRSTS-MTPS, 4300 Goodfellow Blvd., St. Louis, MO 63120. A reply will be furnished to you.

TABLE OF CONTENTS

SECTION		Page	illus Figure
	I. INTRODUCTION	1	
	II. REPAIR PARTS LIST	5	
Group	01. Batteries and Related Items.....	5	
	Batteries, Cables, and Charging Receptable.....		1
	02. Muffler and Pipes.....	6	
	Muffler and Pipes.....		2
	03. Convenience Receptacle.....	7	
	Convenience Receptacle.....		3
	04. Paralleling Receptacle.....	8	
	Paralleling Receptacle.....		4
	05. Generator Set Controls.....	9	
	Remote Control Assembly.....		5

*This manual supersedes TM 5-6115-449-20P, 11 May 1970, including all changes.

	Page	Fig. Figure
Fault Indicator Panel.....		7
DC Control Panel.....		8
Control Cubicle Panel.....		9
Control Cubicle Box.....		10
06. Housing Group.....	17	
Housing, Doors, and Panels.....		11
Rear Panel.....		12
07. Interconnecting Wiring Harnesses.....	21	
Interconnecting Wiring Harnesses.....		13
08. Load Terminal Box.....	23	
Terminal Box Assembly.....		14
09. Generator Controls.....	25	
Governor Control Unit Mounting Components.....		16
Regulator and Exciter Assembly.....		23
10. Air Cleaner Assembly.....	28	
Air Cleaner.....		27
11. Generator Assembly.....	29	
Generator Assembly.....		28
12. Day Tank and Fuel Filter Assembly.....	31	
Day Tank and Pump Assembly.....		29
Fuel Filter Assembly.....		30
13. Center Support.....	35	
Starting Aid Assembly.....		31
Center Support and Related Components.....		32
14. Cooling Group.....	38	
Shutter and Radiator.....		33
15. Hydraulic Actuator.....	40	
Hydraulic Actuator and Throttle Linkage.....		34
16. Hydraulic Tank and Filter.....	42	
Hydraulic Tank.....		36
Hydraulic Filter.....		37
17. Engine Assembly.....	45	
Alternator and Drive Belt.....		38
Switches and Transmitters.....		40
Oil Drain.....		41
Manifolds.....		43
Starter.....		45
Oil Filter.....		46
Fuel Injection Lines.....		47
Water Pump and Fan.....		51
Thermostat, Water Inlet and Outlet Covers.....		52
Oil Pan.....		53
Cylinder Head Cover.....		57
Cylinder Block.....		63
18. Base Group.....	62	
Fuel Tank.....		64
Skid Base.....		65
19. Accessory Items.....	66	
Accessory Items.....		66
20. Winterization Equipment.....	67	
Heater Mounting Components, Lines and Fittings.....		67
Heater Control Box.....		69
21. Bulk Material.....	71	
SECTION III. SPECIAL TOOLS LIST (NOT APPLICABLE)		
IV. NATIONAL STOCK NUMBER AND REFERENCE NUMBER INDEX	72	

Section I. INTRODUCTION

1. Scope

This manual lists repair parts, special tools, test, measurement, and diagnostic equipment (TMDE), and other support equipment required for operation and performance of organizational maintenance of the Generator Set.

2. General

a. Section II - Repair Parts List. A list of repair parts authorized for use in the performance of maintenance. The list also includes parts which must be removed for replacement of the authorized parts. Parts lists are composed of assembly groups in ascending numerical sequence, with the parts in each group listed in figure and item number sequence. Bulk materials are listed in NSN sequence, as the last group in Section II.

b. Section III - Special Tools List. (Not applicable)

c. Section IV - National Stock Number and Part Number Index. A list, in ascending numerical sequence, of all National stock numbers appearing in the listings, followed by a list, in alpha numeric sequence, of all part numbers appearing in the listings. National stock number and part numbers are cross-referenced to each illustration figure and item number appearance.

3. Explanation of Columns.

The following provides an explanation of columns found in the tabular listings:

a. Illustration. This column is divided as follows:

(1) **Figure Number.** Indicates the figure number of the illustration in which the item is shown.

(2) **Item Number.** The number used to identify each item called out in the illustration.

b. Source, Maintenance, and Recoverability Codes (SMR).

(1) **Source Code.** Source codes are assigned to support items to indicate the manner of acquiring support items for maintenance, repair, or overhaul of end items. Source codes are entered in the first and second positions of the Uniform SMR Code format as follows:

<i>Code</i>	<i>Definition</i>
PA	Item procured and stocked for anticipated or known usage.
PB	Item procured and stocked for insurance purpose because essentiality dictates that a minimum quantity be available in the supply systems.
PC	Item procured and stocked and which otherwise would be coded PA except that it is deteriorative in nature.
PD	Support item, excluding support equipment, procured for initial issue or outfitting and stocked only for subsequent or additional initial issues or outfittings. Not subject to automatic replenishment.
PE	Support equipment procured and stocked for initial issue or outfitting to specified maintenance repair activities.
PF	Support equipment which will not be stocked but which will be centrally procured on demand.
PG	Item procured and stocked to provide for sustained support for the life of the equipment. It is applied to an item peculiar to the equipment which, because of probable discontinuance or shutdown of production facilities, would prove uneconomical to reproduce at a later time.
KD	An item of a depot overhaul/repair kit and not purchased separately. Depot kit defined as a kit that provides items required at the time of overhaul or repair.
KF	An item of a maintenance kit and not purchased separately. Maintenance kit defined as a kit that provides an item that can be replaced at organizational or intermediate levels of maintenance.
KB	Item included in both a depot overhaul/repair kit and a maintenance kit.
MO	Item to be manufactured or fabricated at organizational level.
MF	Item to be manufactured or fabricated at the direct support maintenance level.
MH	Item to be manufactured or fabricated at the general support maintenance level.
MD	Item to be manufactured or fabricated at the direct support maintenance level.
AO	Item to be assembled at organizational level.
AF	Item to be assembled at direct support maintenance level.

<i>Code</i>	<i>Definition(Cont)</i>
AH	Item to be assembled at general support maintenance level.
AD	Item to be assembled at depot maintenance level.
XA	Item is not procured or stocked because the requirements for the item will result in the replacement of the next higher assembly.
XB	Item is not procured or stocked. If not available through salvage, requisition.
XD	A support item that is not stocked. When required, item will be procured through normal supply channels.

NOTE

Cannibalization or salvage may be used as a source of supply for any items source coded above except those coded XA or XD.

(2) **Maintenance Code.** Maintenance codes are assigned to indicate the levels of maintenance authorized to use and repair support items. The maintenance codes are entered in the third and fourth positions of the Uniform SMR Code format as follows:

a. The maintenance code entered in the third position will indicate the lowest maintenance level authorized to remove, replace, and use the support item. The maintenance code entered in the third position will indicate one of the following levels of maintenance.

<i>Code</i>	<i>Application/Explanation</i>
C	Crew or operator maintenance performed within organizational maintenance.
O	Support item is removed, replaced, used at the organizational level.

b. The maintenance code entered in the fourth position indicates whether the item is to be repaired and identifies the lowest maintenance level with the capability to perform complete repair (i.e., all authorized maintenance functions). This position will contain one of the following maintenance codes:

<i>Code</i>	<i>Application/Explanation</i>
O	The lowest maintenance level capable of complete repair of the support item is the organizational level.

F	The lowest maintenance level capable of complete repair of the support item is the direct support level.
H	The lowest maintenance level capable of complete repair of the support item is the general support level.
D	The lowest maintenance level capable of complete repair of the support item is the depot level.
L	Repair restricted to designated specialized repair activity.
Z	Nonreparable. No repair is authorized.
B	No repair is authorized. The item may be reconditioned by adjusting, lubricating, etc., at the user level. No parts or special tools are procured for the maintenance of this item.

(3) **Recoverability Code.** Recoverability codes are assigned to support items to indicate the disposition action on unserviceable items. The recoverability code is entered in the fifth position of the Uniform SMR Code format as follows:

<i>Recoverability Codes</i>	<i>Definition</i>
Z	Nonreparable item. When unserviceable, condemn and dispose at the level indicated in position 3.
O	Reparable item. When uneconomically repairable, condemn and dispose at organizational level.
F	Reparable item. When uneconomically repairable, condemn and dispose at the direct support level.
H	Reparable item. When uneconomically repairable, condemn and dispose at the general support level.
D	Reparable item. When beyond lower repair capability, return to depot. Condemnation and disposal not authorized below depot level.
L	Reparable item. Repair, condemnation, and disposal not authorized below/specialized repair activity level.
A	Item requires special handling or condemnation procedures because of specific reasons (i.e., precious metal content, high dollar value, critical material or hazardous material). Refer to appropriate manuals/directives for specific instructions.

c. **National Stock Number.** Indicates the National stock number assigned to the item and will be used for requisitioning purposes.

d. Part Number. Indicates the primary number used by the manufacturer which controls the design and characteristics of the item by means of its engineering drawings, specifications standards, and inspection requirements to identify an item or range of items.

NOTE

When a stock numbered item is requisitioned, the repair part received may have a different part number than the part being replaced.

e. Federal Supply Code for Manufacturer (FSCM). The FSCM is a 5-digit numeric code listed in SB 708-42 which is used to identify the manufacturer, distributor, or Government agency, etc.

f. Description. Indicates the Federal item name and, if required, a minimum description to identify the item. Items that are included in kits and sets are listed below the name of the kit or set with the quantity of each item in the kit or set indicated in the quantity incorporated in unit column. When the part to be used differs between serial numbers of the same model, the effective serial numbers are shown as the last line of the description. In the Special Tools List, the initial basis of issue (BOI) appears as the last line in the entry for each special tool, TMDE, and support equipment. When density of equipment supported exceeds density spread indicated in the basis of issue, the total authorization is increased accordingly.

g. Unit of Measure (U/M). Indicates the standard of the basic quantity of the listed items as used in performing the actual maintenance function. This measure is expressed by a two-character alphabetical abbreviation (e.g., ea, in, pr, etc.). When the unit of measure differs from the unit of issue, the lowest unit of issue that will satisfy the required units of measure will be requisitioned.

h. Quantity Incorporated in Unit.

Indicates the quantity of the item used in the breakout shown on the illustration figure, which is prepared for a functional group, subfunctional group, or an assembly. A "V" appearing in this column in lieu of a quantity indicates that no specific quantity is applicable, (e.g., shims, spacers, etc.).

4. Special Information

a. Repair parts kits and gasket sets appear as the last entries in the repair parts listing for the

figure in which its parts are listed as repair parts or are listed at the end of the repair parts listing for the last figure containing parts of the kit.

b. The following publications pertain to the Generator Set and its components.

TM 5-6115-449-15 Operator, Organizational, Direct and General Support and Depot Maintenance

c. The illustration in this manual are identical to those published in TM 5-6115-449-34P. Only those parts assigned the third position SMR maintenance code "C" or "O" are listed in the tabular listing; therefore, there may be a break in the item number sequence. Only illustrations containing organizational authorized items appear in this manual.

5. How to Locate Repair Parts

a. When National Stock Number or Part Number is Unknown:

(1) **First.** Using the table of contents, determine the functional group within which the repair part belongs. This is necessary since illustrations are prepared for functional groups, and listings are divided into the same groups.

(2) **Second.** Find the illustration covering the functional group to which the repair part belongs.

(3) **Third.** Identify the repair part on the illustration and note the illustration figure and item number of the repair part.

(4) **Fourth.** Using the Repair Parts Listing, find the figure and item number noted on the illustration.

b. When National Stock Number or Part Number is Known:

(1) **First.** Using the Index of National Stock Numbers and Part Numbers, find the pertinent National stock number or part number. This index is in ascending NSN sequence followed by a list of part numbers in ascending alphanumeric sequence, cross-referenced to the illustration figure number and item number.

(2) **Second.** After the finding the figure and item number, locate the figure and item number in the repair parts list.

6. Abbreviations

<i>Abbreviation</i>	<i>Explanation</i>
deg	degree (s)
ea	each
ft	feet (foot)
grp	group
id	insided diameter
in.	inch (es)
lg	long (length)
mtg	mounting (s)
No.	Number (s)
od	outside diameter

(1) ILLUS	(2)	(3)	(4)	(5)	(6)	(7)	(8)	
(a) FIG NO.	(b) ITEM NO.	SMR CODE	NATIONAL STOCK NUMBER	PART NUMBER	FSCM	DESCRIPTION	Usable On Code U/M	QTY INC IN UNIT
SECTION II - REPAIR PARTS LIST								
GROUP 01 BATTERIES AND RELATED ITEMS								
1	1	XBOZZ	12316E3333-2	97403	CABLE ASSEMBLY,BATTERY NEGATIVE,6 FT 8 1/2 IN. O/A LG	EA	1	
1	2	XBOZZ	12316E3337-2	97403	CABLE ASSEMBLY,BATTERY POSITIVE,7 FT 4 IN. O/A LG	EA	1	
1	3	PAOZZ 5075-00-124-1505	12316E3333	97403	BUSHING,INSULATING BATTERY CABLE THRU FRAME	EA	2	
1	4	XBOZZ	12316E3330	97403	CABLE,BATTERY JUMPER	EA	1	
1	5	XBOZZ 5310-00-701-6883	MS61097-2	90006	NUT,PLAIN,HEXAGON RECEPTACLE ASSEMBLY MTG, 1/4-20 THD SIZE	EA	4	
1	6	PAOZZ 5310-00-563-5005	MS36336-44	90006	WASHER,LOCK RECEPTACLE MTG,1/4 IN. SCREW SIZE	EA	2	
1	7	PAOZZ 5305-00-325-3830	MS90725-8	90006	SCREW,CAP,HEXAGON HEAD RECEPTACLE MTG,1/4-20 THD SIZE,1 IN. LG	EA	4	
1	8	XBOZZ	12316E3334-2	97403	RECEPTACLE ASSEMBLY BATTERY CHARGING	EA	1	
1	9	XBOZZ 5306-00-004-7121	12314E2906	97403	BOLT,SPECIAL BATTERY HOLD-DOWN,3/8-16 THD SIZE,9 3/4 IN. LG	EA	3	
1	10	XBOZZ 6110-00-105-0736	12314E3212	97403	BAR,BATTERY HOLD-DOWN	EA	1	
1	11	XBOZZ 6140-00-057-2654	12316E3155	97403	BATTERY,STORAGE	EA	2	
		XBOZZ	MS30063	90006	SULFURIC ACID,ELECTROLYTIC	EA	4	

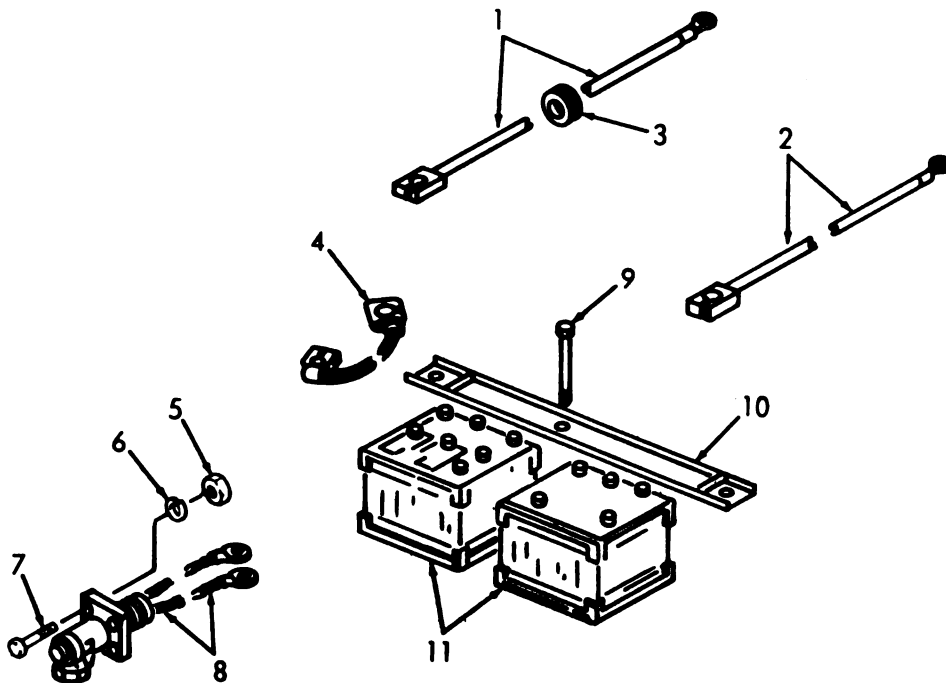
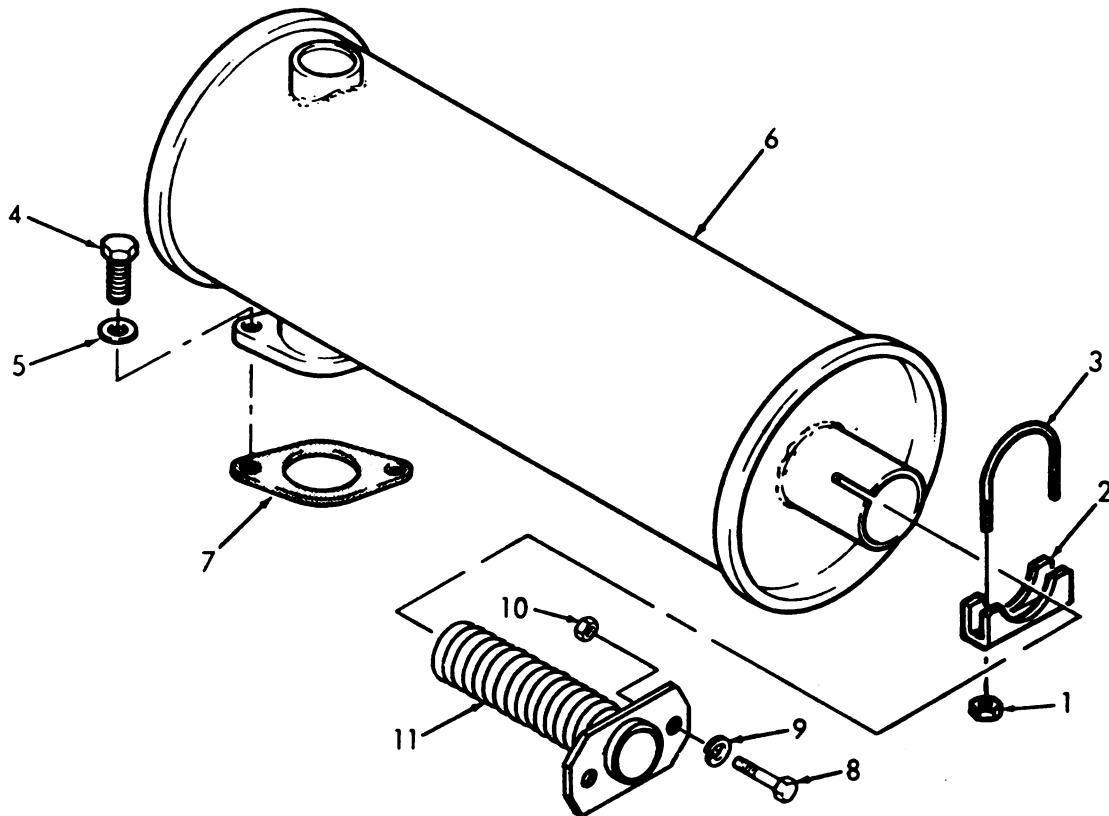


Figure 1. Batteries, cables, and charging receptacle.

TS 6115-449-20P/1

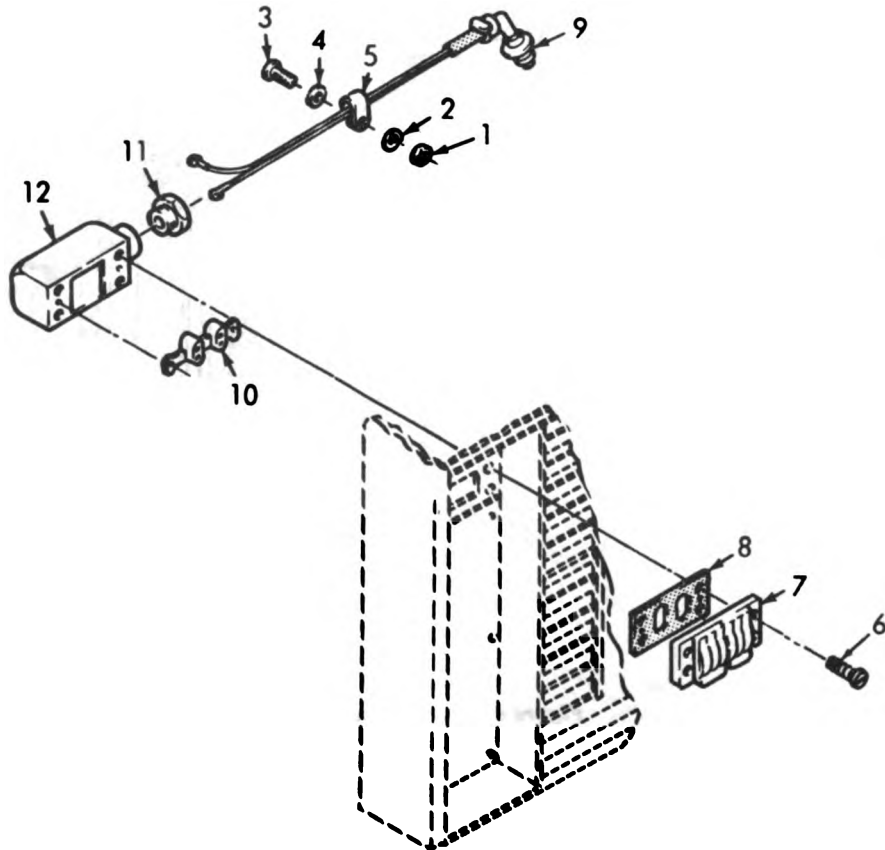
(1) ILLUS		(2)	(3)	(4)	(5)	(6)	(7)	(8)
(a)	(b)		NATIONAL STOCK NUMBER	PART NUMBER	FSCM	DESCRIPTION	Usable On Code	U/M
FIG NO.	ITEM NO.	SMR CODE						QTY INC IN UNIT
GROUP 02 MUFFLER AND PIPES								
2	1	PAOZZ	5310-00-913-8881	MS51971-3	99906	NUT,PLAIN,HEXAGON MUFFLER CLAMPING,3/8-16 THD SIZE		EA 2
2	2	XBOZZ		13216E0073	97403	SADDLE,EXHAUST CLAMPING		EA 1
2	3	XBOZZ		13216E0074	97403	BOLT,U MUFFLER,3 IN.,1/4-20 THD SIZE		EA 1
2	4	XBOZZ		MS36307-386	99906	SCREW,CAP,HEXAGON HEAD MUFFLER MTG,7/16-14 THD SIZE,1 1/4 IN. LG		EA 2
2	5	XBOZZ		MS36338-100	99906	WASHER,FLAT MUFFLER MTG,17/32 IN. ID,1 IN. OD,3/32 IN. THK		EA 2
2	6	PAOZZ	2990-00-136-1134	13216E0038	97403	MUFFLER,EXHAUST		EA 1
2	7	PAOZZ	5330-00-256-7003	40819A	28265	GASKET MUFFLER		EA 1
2	8	PAOZZ	5306-00-637-9875	MS36307-332	99906	BOLT,MACHINE EXHAUST TUBE MTG,5/16-18 THD SIZE,3/4 IN. LG		EA 2
2	9	PAOZZ	5310-00-974-6623	MS36338-140	99906	WASHER,LOCK EXHAUST TUBE MTG,5/16 IN. SCREW SIZE		EA 2
2	10	PAOZZ	5310-00-767-0445	MS51971-2	99906	NUT,PLAIN,HEXAGON EXHAUST TUBE MTG,5/16-18 THD SIZE		EA 2
2	11	XBOZZ		13216E0066	97403	TUBE,EXHAUST ENGINE		EA 1



TS 6115-449-20P/2

Figure 2. Muffler and pipes.

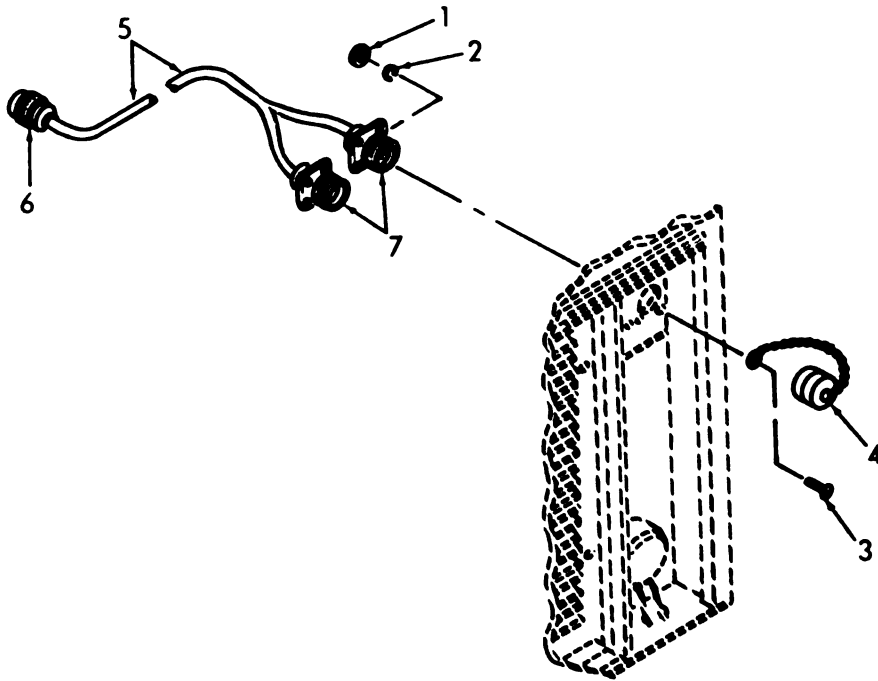
(1) ILLUS		(2)	(3)	(4)	(5)	(6)	(7)	(8)	
(a) FIG NO.	(b) ITEM NO.	SMR CODE	NATIONAL STOCK NUMBER	PART NUMBER	FSCM	DESCRIPTION	Usable On Code	U/M	QTY INC IN UNIT
GROUP 68 CONVENIENCE RECEPTACLE									
8	1	XBOZZ		13214E3301-3	97403	NUT,PLAIN,HEXAGON HARNESS CLAMP MTDG,NO. 6-32 THD SIZE	EA		2
8	2	PAOZZ	5310-00-045-0097	MS36336-41	90006	WASHER,LOCK HARNESS CLAMP MTDG,NO. 6 SCREW SIZE	EA		2
8	3	XBOZZ		MS34564-43	90006	SCREW,MACHINE HARNE: 3 CLAMP MTDG,NO. 6-32 THD SIZE,1/2 IN. LG	EA		2
8	4	PAOZZ	5310-00-003-0463	MS37163-5	90006	WASHER,FLAT HARNESS CLAMP MTDG,NO. 6 SCREW SIZE	EA		2
8	5	PAOZZ	5340-00-079-7837	MS31333-07	90006	CLAMP,LOOP CONVENIENCE RECEPTACLE HARNESS MTDG	EA		2
8	6	XBOZZ		MS34564-37	90006	SCREW,MACHINE CONVENIENCE RECEPTACLE MTDG,NO. 6-32 THD SIZE, 5/8 IN. LG	EA		4
8	7	XBOZZ		13216E0004	97403	COVER,RECEPTACLE CONVENIENCE	EA		1
8	8	PAOZZ	5300-00-005-0263	13211E0001	97403	GASKET CONVENIENCE RECEPTACLE COVER	EA		1
8	9	XBOZZ		13216E7001	97403	HARNESS,WIRING CONVENIENCE RECEPTACLE	EA		1
8	10	XBOZZ	5305-00-004-1265	13211E0002	97403	RECEPTACLE,DUPLEX CONVENIENCE	EA		1
8	11	XBOZZ	5325-00-100-0327	13216E0007-1	97403	BUSHING,INSULATING CONVENIENCE RECEPTACLE LEAD	EA		1
8	12	XBOZZ		13216E0006	97403	BOX,CONDUIT CONVENIENCE RECEPTACLE	EA		1



TS 6115-449-20P/3

Figure 3. Convenience receptacle.

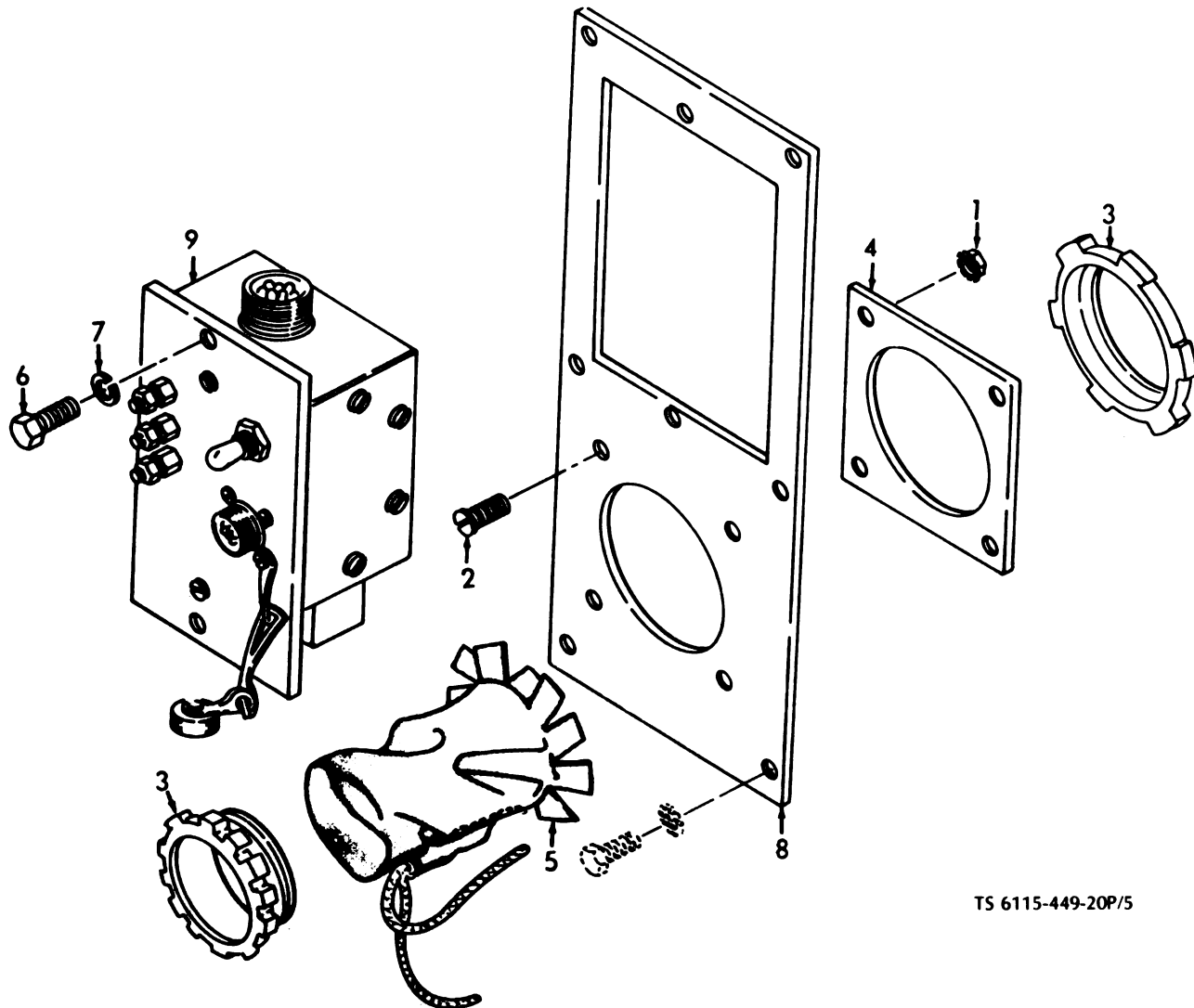
(1) ILLUS		(2)	(3)	(4)	(5)	(6)	(7)	(8)
(a)	(b)		NATIONAL STOCK NUMBER	PART NUMBER	PSCM	DESCRIPTION	Usable On Code	U/M
FIG NO.	ITEM NO.	SMR CODE						QTY INC IN UNIT
GROUP 04 PARALLELING RECEPTACLE								
4	1	XBOZZ	5310-00-761-6882	MS51967-2	98906	NUT,PLAIN,HEXAGON		EA 8
4	2	PAOZZ	5310-00-582-5905	MS35338-44	98906	WASHER,LOCK RECEPTACLE MTG		EA 8
4	3	PAOZZ	5305-00-068-0502	MS90725-6	98906	SCREW RECEPTACLE MTG		EA 8
4	4	PAOZZ		MS25043-18C	98906	CAP,DUST PARALLELING RECEPTACLE		EA 2
4	5	MOOOZ		13316E7182	97403	HARNESS ASSEMBLY,WIRING PARALLELING RECEPTACLE TO RELAY CONTROL BOX MFD FROM AN 16 18 FT. REQUIRED		EA 1
4	6	XBOZZ		13316E7151-1	97403	CONNECTOR,ELECTRICAL		EA 1
4	7	PAOZZ	5935-00-725-8630	MS3100R18-4P	98906	CONNECTOR,ELECTRICAL		EA 2



TS 6115-449-20P/4

Figure 4. Paralleling receptacle.

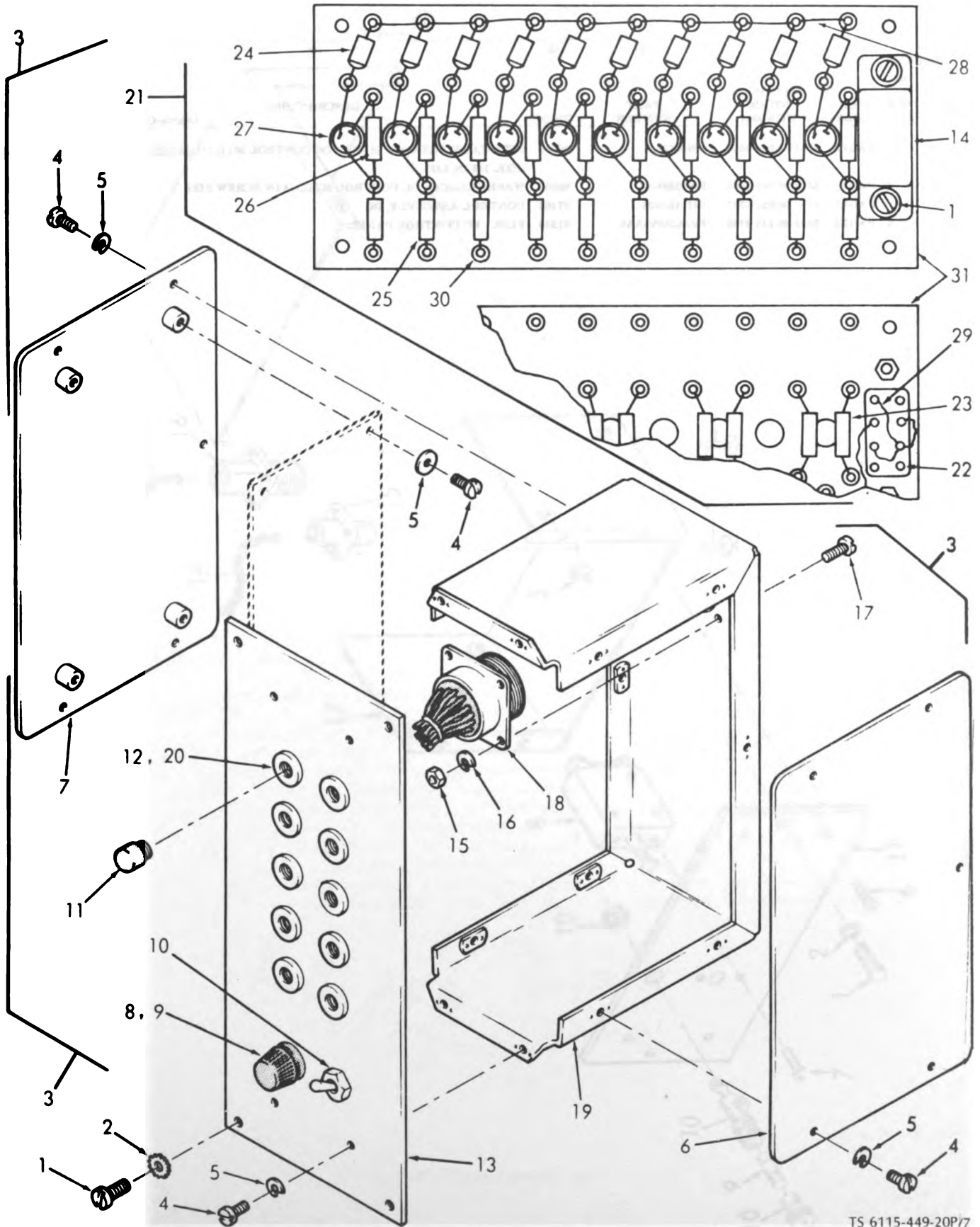
(1) ILLUS	(2)	(3)	(4)	(5)	(6)	(7)	(8)		
(a) FIG NO.	(b) ITEM NO.	SMR CODE	NATIONAL STOCK NUMBER	PART NUMBER	FSCM	DESCRIPTION	Usable On Code	U/M	QTY INC IN UNIT
GROUP 05 GENERATOR SET CONTROLS									
5		PAOZZ	6110-00-136-0750	13216E3195	97403	REMOTE CONTROL ASSEMBLY (REPLACES PLATE AND SLEEVE ASSEMBLY, FSN 6115-136-0756)		EA	1
5	1	XBOZZ		13214E3291-4	97403	NUT, ASSEMBLED WASHER SLEEVE MTG, NO. 10-24 THD SIZE		EA	4
5	2	XBOZZ	5305-00-064-0210	M535306-263	98906	SCREW, MACHINE SLEEVE MTG, NO. 10-24 THD SIZE, 1/2 IN. LG		EA	4
5	3	XBOZZ		13216E3396-3	97403	BUSHING, SLEEVE RETAINING		EA	1
5	4	XBOZZ		13216E3190	97403	PLATE, RETAINER SLEEVE		EA	1
5	5	XBOZZ	5075-C3-421-0062	13216E3198	97403	SLEEVE, LEAD		EA	1
5	6	PAOZZ	5305-00-068-0502	M590735-6	98906	SCREW, CAP, HEXAGON HEAD REMOTE CONTROL BOX MTG, 1/4-20 THD SIZE, 3/4 IN. LG		EA	2
5	7	PAOZZ	5310-00-300-0796	M535335-33	98906	WASHER, LOCK REMOTE CONTROL BOX MTG, 1/4 IN. SCREW SIZE		EA	2
5	8	XBOZZ		13216E3399	97403	PLATE, MOUNTING REMOTE CONTROL BOX		EA	1
5	9	XBOZZ	6110-00-080-4390	13216E3300	97403	REMOTE CONTROL BOX		EA	1



TS 6115-449-20P/5

Figure 5. Remote control assembly.

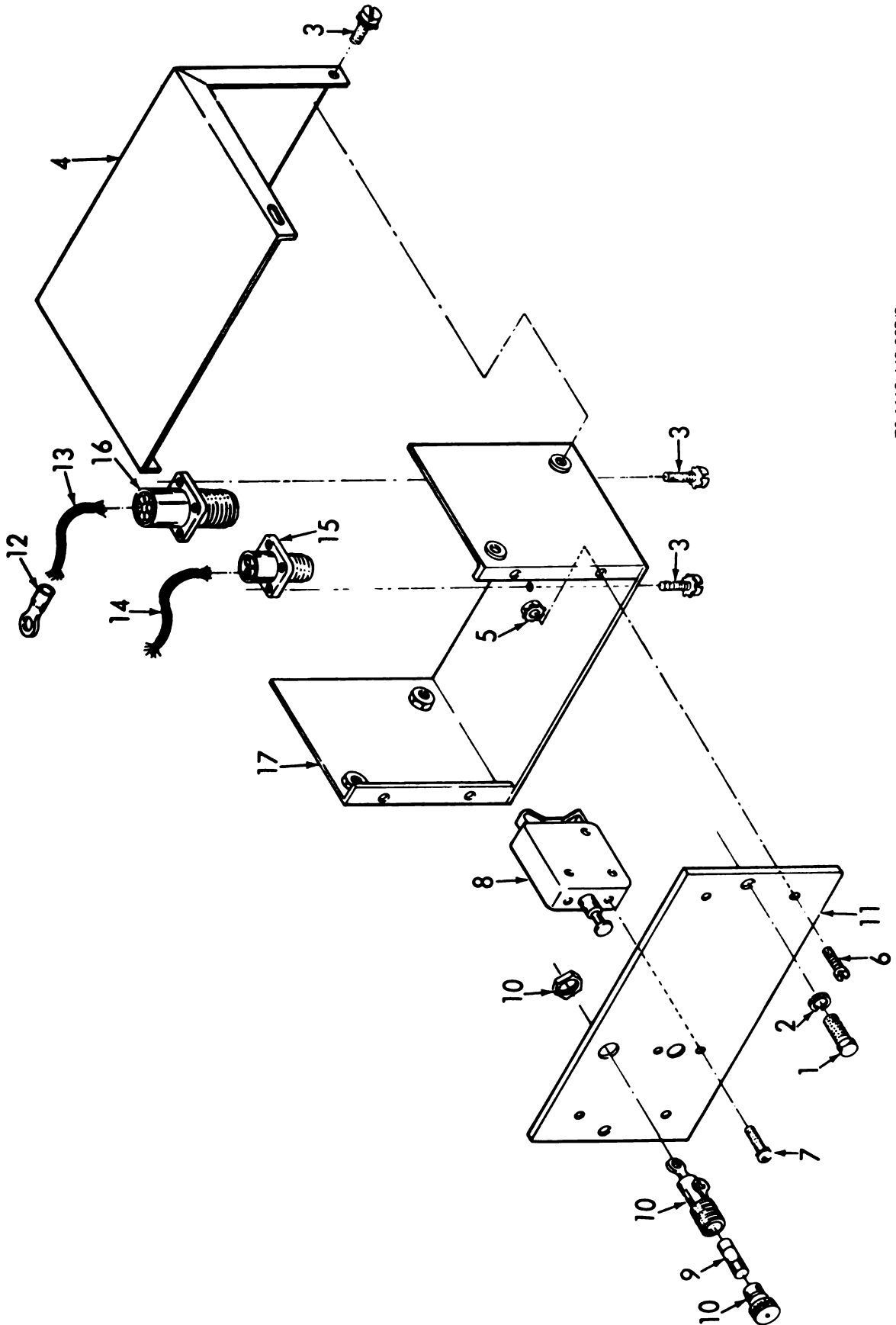
(1) ILLUS		(2)	(3)	(4)	(5)	(6)	(7)	(8)
(a)	(b)		NATIONAL STOCK NUMBER	PART NUMBER	FSCM	DESCRIPTION	Usable On Code	U/M
FIG NO.	ITEM NO.	SMR CODE						QTY INC IN UNIT
7	1	PAOZZ	5305-00-004-0310	MS36306-263	99906	SCREW,MACHINE FAULT INDICATOR PANEL MTG,NO. 10-34 THD SIZE, 1/2 IN. LG		EA 4
7	2	PAOZZ	5310-00-006-7001	MS36336-33	99906	WASHER,LOCK FAULT INDICATOR PANEL MTG, NO. 10 SCREW SIZE		EA 4
7	3	PAOZZ	6110-00-114-0000	13305E4770	97403	PANEL,FAULT INDICATOR		EA 1
7	8	XBOZZ		13314E4770-4	97403	FUSE FAULT INDICATOR PANEL,1 AMP,250V		EA 1
7	11	PAOZZ	6340-00-155-7836	MS36337-337	99906	LAMP,INCANDESCENT FAULT INDICATOR PANEL		EA 16



TS 6115-449-20P/7

Figure 7. Fault indicator panel.

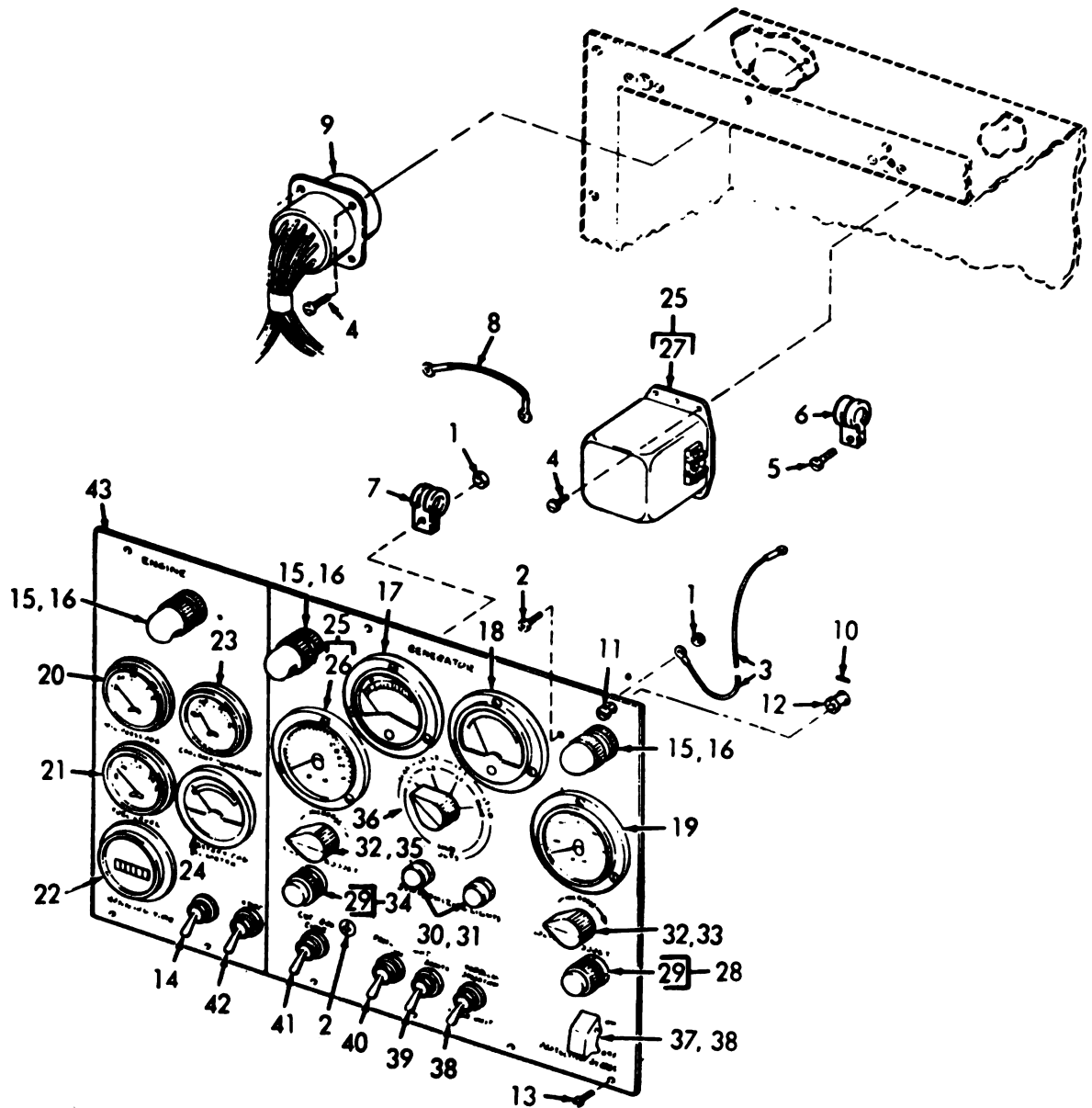
(1) ILLUS		(2)	(3)	(4)	(5)	(6)	(7)	(8)	
(a)	(b)		NATIONAL STOCK NUMBER	PART NUMBER	FSCM	DESCRIPTION	Usable On Code	U/M	QTY INC IN UNIT
FIG NO.	ITEM NO.	SMR CODE							
8	1	PAOZZ	5305-00-068-0500	MS90725-3	98906	SCREW,CAP,HEXAGON HEAD DC CONTROL MTG,1/4-20 THD SIZE, 1/2 IN. LG		EA	2
8	2	PAOZZ	5310-00-582-5965	MS35338-44	98906	WASHER,LOCK DC CONTROL MTG,1/4 IN. SCREW SIZE		EA	2
8		PAOZF	6115-00-857-0587	13214ES299	97403	CONTROL ASSEMBLY, DC		EA	1
8	9	PAOZZ	5920-00-243-3788	F03A250V15AS	81349	FUSE DC CONTROL PANEL		EA	1



TS 6115-449-20P/8

Figure 8. DC control panel.

(1) ILLUS		(2)	(3)	(4)	(5)	(6)	(7)	(8)	
(a) FIG NO.	(b) ITEM NO.	SMR CODE	NATIONAL STOCK NUMBER	PART NUMBER	FSCM	DESCRIPTION	Usable On Code	U/M	QTY INC IN UNIT
9	1	PAOZZ	5310-00-052-3632	13214E3291-3	97403	NUT,ASSEMBLED WASHER CONTROL BOX DOOR HOLDER AND DOOR MTG, NO. 8-32 THD SIZE		EA	6
9	2	XBOZZ		MS24583-25	96906	SCREW,MACHINE DOOR HOLDER AND CLAMP TO DOOR,NO. 8-32 THD SIZE,7/16 IN. LG,FLATHEAD		EA	3
9	3	XBOZZ		13214E3276	97403	HOLDER ASSEMBLY DOOR		EA	2
9	4	XBOZZ		MS24584-43	96906	SCREW,MACHINE CONTROL PANEL COMPONENTS AND CLAMP MTG, NO. 8-32 THD SIZE,7/16 IN. LG		EA	15
9	5	XBOZZ		MS24584-47	96906	SCREW,MACHINE CLAMP MTG,NO. 8-32 THD SIZE,1/2 IN. LG		EA	2
9	8	XBOZZ		13214E3293-3	97403	JUMPER,WIRE SYNCHRONIZING LIGHTS		EA	3
9	10	PAOZZ	5315-00-449-2945	13213E2666	97403	PIN,GROOVED,HEADLESS DOOR FASTENER		EA	3
9	11	XBOZZ	5325-00-432-9902	13213E2665-6	97403	STUD,TURNLOCK FASTENER DOOR CLOSING		EA	3
9	12	XBOZZ	5325-00-437-8964	13214E3285	97403	GROMMET,METAL DOOR FASTENER		EA	3
9	14	PAOZZ	5930-00-855-1522	MS35058-30	96906	SWITCH,TOGGLE ENGINE PRIMER		EA	1
9	15	PAOZZ	6240-00-155-7878	13214E3273	97403	LAMP,INCANDESCENT PANEL LIGHT		EA	3
9	16	PAOZZ	6210-00-935-8919	13214E7704	97403	LIGHT,PANEL		EA	3
9	17	PAOZZ	6115-00-114-0863	13205E4793-2	97403	METER,KILOWATT		EA	1
9	18	PAOZZ	6625-00-869-3143	13205E4792	97403	METER,CURRENT		EA	1
9	19	PAOZZ	6625-00-869-3144	13205E4790	97403	VOLTMETER		EA	1
9	20	PAOZZ	6620-00-228-8842	13205E4787-1	97403	INDICATOR,PRESSURE OIL		EA	1
9	21	PAOZZ	6690-00-857-0656	13205E4796	97403	INDICATOR,LIQUID QUANTITY FUEL		EA	1
9	22	XBOZZ		MILM3971-1AMEND1	81349	METER,TIME TOTALIZING		EA	1
9	23	PAOZZ	6685-00-857-0682	13205E4799	97403	INDICATOR,TEMPERATURE ENGINE COOLANT		EA	1
9	24	PAOZZ	6625-00-869-3141	13205E4789	97403	AMMETER BATTERY CHARGING		EA	1
9	26	XAOZZ		13214E2648	97403	INDICATOR		EA	1
9	27	XAOZZ		13214E2647	97403	TRANSDUCER		EA	1
9	28	PAOZZ	6210-00-299-4104	MS25331-6	96906	LIGHT ASSEMBLY PROTECTION BY-PASS		EA	1
9	29	PAOZZ	6240-00-155-8714	MS25231-313	96906	LAMP,INCANDESCENT CIRCUIT BREAKER AND PROTECTION BY-PASS PRESS TO TEST		EA	2
9	30	PAOZZ	6240-00-143-3080	MS15567-1	96906	LAMP,INCANDESCENT SYNCHRONIZING LIGHT		EA	3
9	31	PAOZZ	6210-00-107-4121	13214E7706	97403	LIGHT,SYNCHRONIZING		EA	2
9	32	PAOZZ	5355-00-916-2060	MS91528-2P4B	96906	KNOB VOLTAGE AND FREQUENCY RHEOSTAT		EA	2
9	34	PAOZZ		MS25331-4-313	96906	LIGHT,INDICATOR CIRCUIT BREAKER TEST		EA	1
9	36	PAOZZ	5930-00-058-9592	13205E4786	97403	SWITCH,ELECTRICAL VOLT-AMP TRANSFER		EA	1
9	37	XBOZZ	5930-00-615-8731	MS25224-1	96906	GUARD,SWITCH PROTECTION BY-PASS		EA	1
9	38	PAOZZ	5930-00-655-1581	MS25068-23	96906	SWITCH,TOGGLE PROTECTION BY-PASS AND PARALLEL OPERATION		EA	2
9	39	PAOZZ	5930-00-655-1582	MS35059-23	96906	SWITCH,TOGGLE VOLTAGE SENSING		EA	1
9	40	PAOZZ	5930-00-655-1514	MS35058-22	96906	SWITCH,TOGGLE PANEL LIGHT		EA	1
9	41	PAOZZ	5930-00-044-3518	MS25201-6	96906	SWITCH,TOGGLE CIRCUIT BREAKER		EA	1
9	42	PAOZZ	5930-00-782-8590	13205E4785	97403	SWITCH,ELECTRICAL START-STOP		EA	1



TS 6115-449-20P/9

Figure 9. Control cubicle panel.

(1) ILLUS		(2)	(3)	(4)	(5)	(6)	(7)	(8)
(a) FIG NO.	(b) ITEM NO.	SMR CODE	NATIONAL STOCK NUMBER	PART NUMBER	FSCM	DESCRIPTION	Usable On Code	U/M
10	1	PAOZZ	5310-00-062-3632	13214E3291-3	97403	NUT,ASSEMBLED WASHER COMPONENT MTDG.NO. 6-32 THD SIZE	EA	17
10	2	XBOZZ		MS36233-51	96906	SCREW,MACHINE FLASHER MTDG.NO. 6-32 THD SIZE,1 1/8 IN. LG	EA	2
10	3	PAOZZ	5945-00-782-0919	13214E3285	97403	FLASHER,LAMP	EA	1
10	5	XBOZZ		MS34564-42	96906	SCREW,MACHINE THERMINAL BOARD MTDG.NO. 6-32 THD SIZE,3/4 IN. LG	EA	4
10	6	XBOZZ		96281	97520	BOARD,TERMINAL CONTROL BOX	EA	1

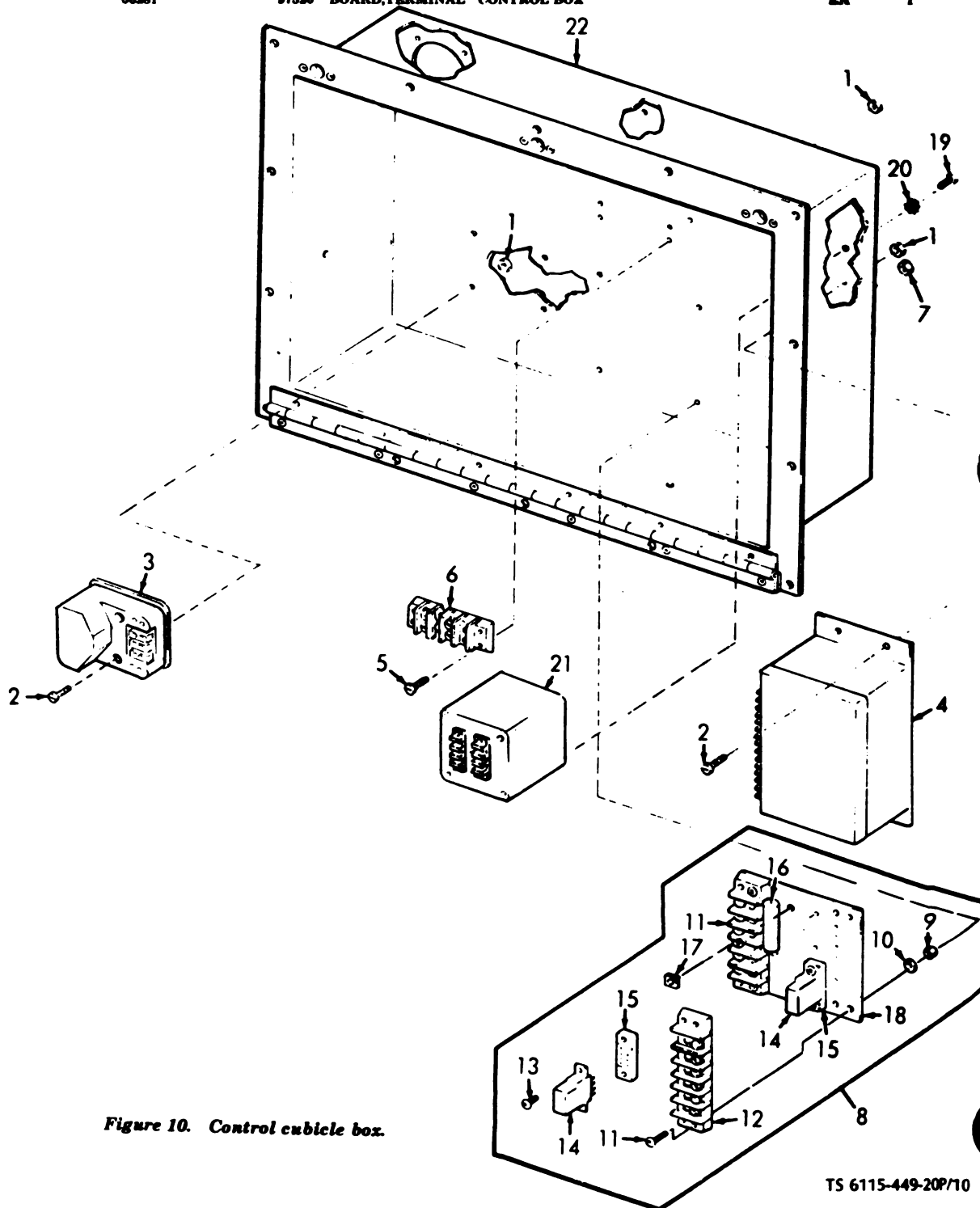
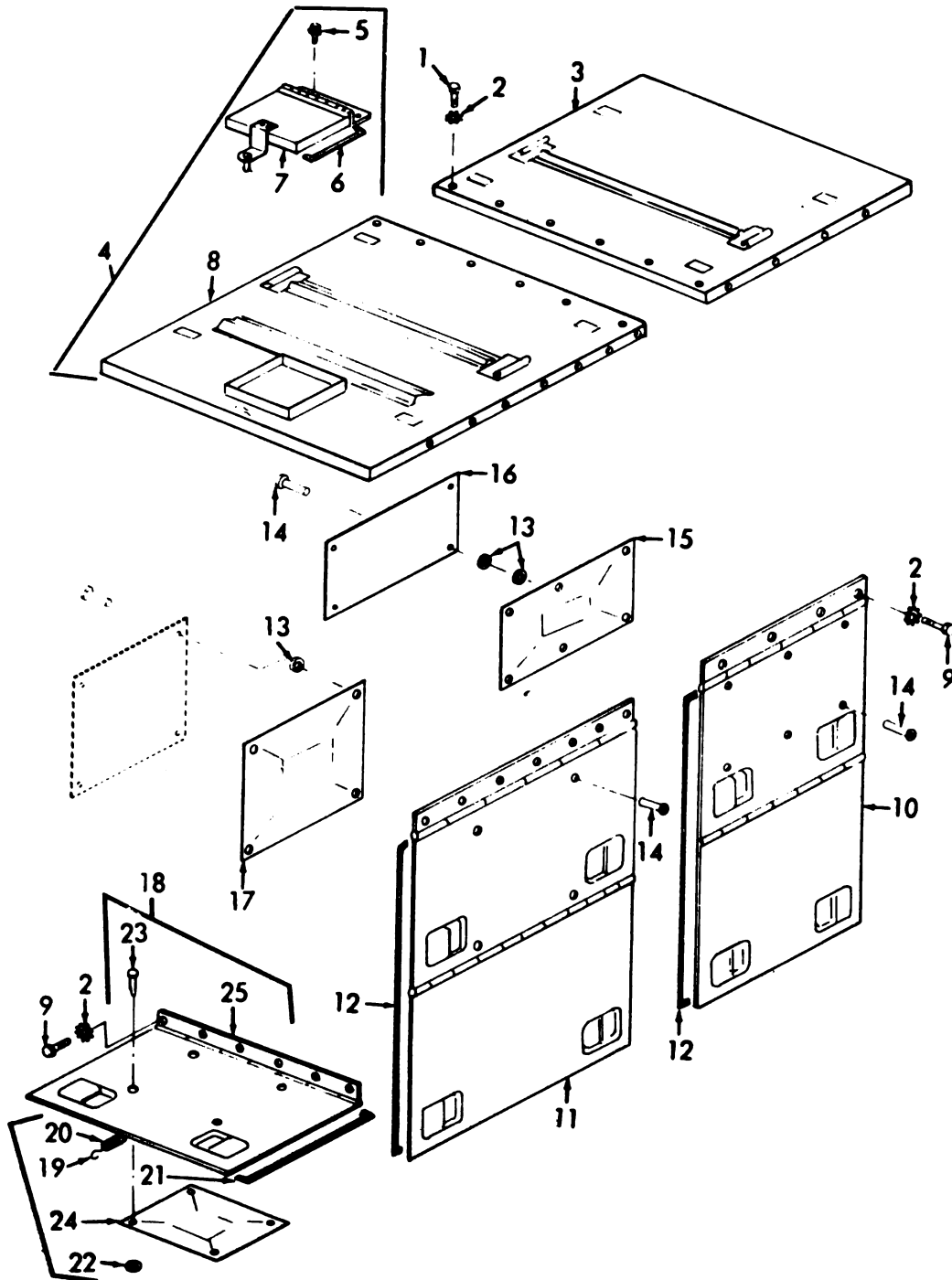


Figure 10. Control cubicle box.

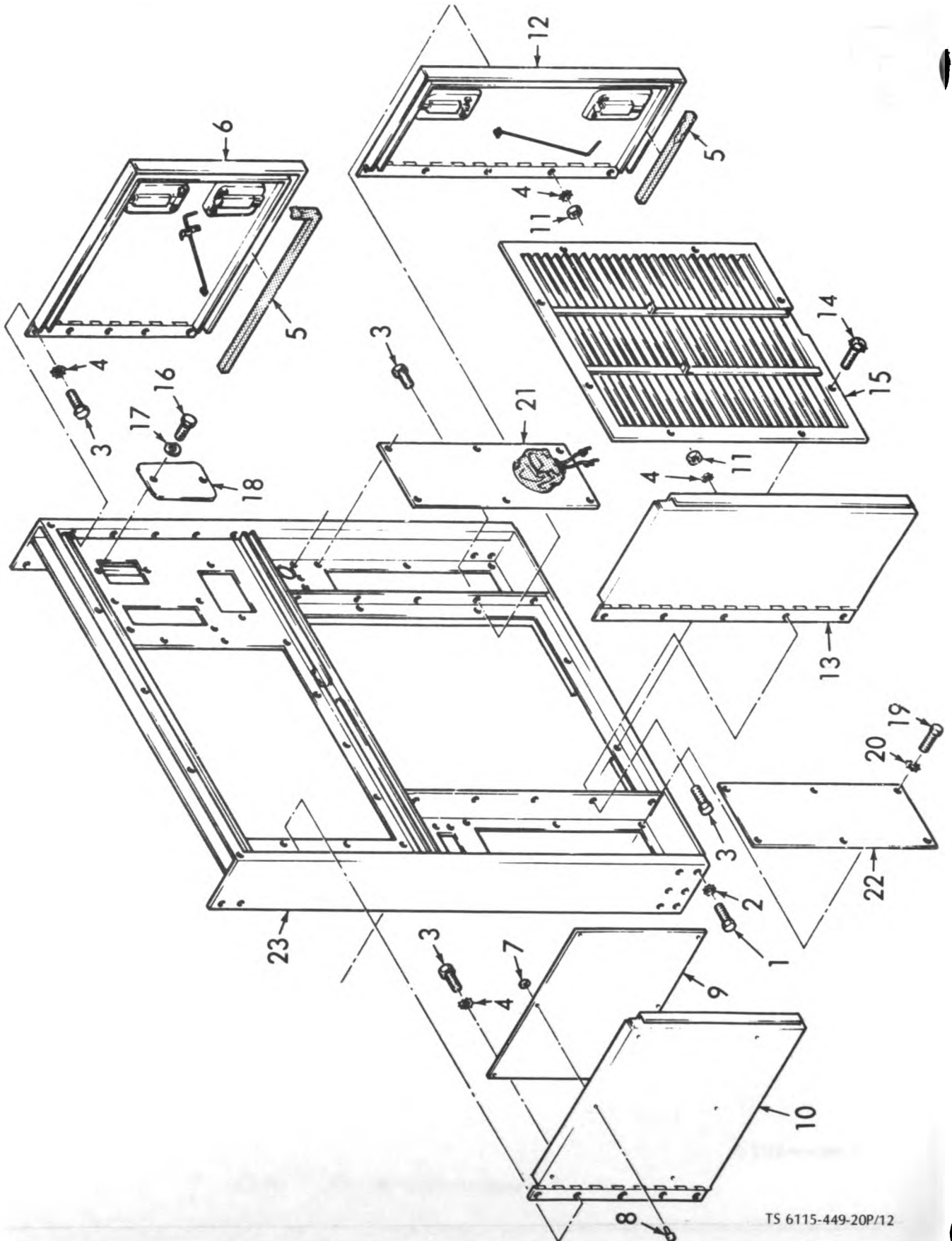
(1) ILLUS		(2)	(3)	(4)	(5)	(6)	(7)	(8)	
(a) FIG NO.	(b) ITEM NO.	SMR CODE	NATIONAL STOCK NUMBER	PART NUMBER	FSCM	DESCRIPTION	Umble On Code	U/M	QTY INC IN UNIT
GROUP 06 HOUSING GROUP									
11	1	PAOZZ	5305-00-088-0503	MS90725-6	98006	SCREW,CAP,HEXAGON HEAD TOP PANEL ASSEMBLY MTG, 1/4-20 THD SIZE,3/4 IN. LG		EA	44
11	2	PAOZZ	5310-00-300-0706	MS36335-33	98006	WASHER,LOCK TOP PANEL AND COMPARTMENT DOOR MTG,1/4 IN. SCREW SIZE		EA	70
11	3	XBOZZ		13316E8044	97403	PANEL,TOP GENERATOR END		EA	1
11	4	XBOZZ		13316E8006	97403	PANEL ASSEMBLY,TOP ENGINE END		EA	1
11	5	PAOZZ	5305-00-088-0503	13314E3300-50	97403	SCREW,ASSEMBLED WASHER RADIATOR FILLER DOOR MTG, NO. 10-24 THD SIZE,1/2 IN. LG		EA	3
11	6	PAOZZ	5330-00-036-0806	13314E7488	97403	SEAL,DOOR RADIATOR FILLER,30 IN. REQUIRED		EA	1
11	7	XBOZZ		13314E3323	97403	DOOR,RADIATOR FILLER		EA	1
11	8	XAOZZ		13316E8043	97403	PANEL		EA	1
11	9	PAOZZ	5305-00-300-0700	MS36301-5	98006	SCREW,CAP,HEXAGON HEAD COMPARTMENT DOOR MTG, 1/4-20 THD SIZE,5/8 IN. LG		EA	20
11	10	XBOZZ		13316E8012	97403	DOOR ASSEMBLY GENERATOR END		EA	2
11	11	XBOZZ		13316E8006	97403	DOOR ASSEMBLY ENGINE END		EA	2
11	12	PAOZZ	5330-00-036-0806	13314E7488	97403	SEAL,DOOR ENGINE AND GENERATOR COMPARTMENT,35 FT REQUIRED FOR 4 DOORS		EA	4
11	13	PAOZZ	5310-00-063-0463	MS37183-5	98006	WASHER,FLAT FUEL SYSTEM PLATE AND WIRING DIAGRAM MTG, NO. 6 SCREW SIZE		EA	16
11	14	XBOZZ		MS30004B4T3	98006	RIVET,TUBULAR FUEL SYSTEM AND WIRING DIAGRAM PLATE MTG,0.125 IN. DIA,0.206 IN. LG		EA	16
11	15	XBOZZ		13316E8015-2	97403	PLATE,INFORMATION WIRING DIAGRAM		EA	1
11	16	XBOZZ		13316E8015-1	97403	PLATE,INFORMATION WIRING DIAGRAM		EA	1
11	17	XBOZZ		13316E3361	97403	PLATE,INSTRUCTION FUEL SYSTEM		EA	1
11	18	XBOZZ		13316E8006	97403	DOOR ASSEMBLY BATTERY COMPARTMENT		EA	1
11	19	PAOZZ	4000-00-700-0350	MS97006-13	98006	HOOK,CHAIN BATTERY DOOR		EA	1
11	20	XBOZZ	5300-00-234-7579	13316E3326	97403	SPRING BATTERY DOOR RETAINING		EA	1
11	21	PAOZZ	5330-00-036-0806	13314E7488	97403	SEAL,DOOR BATTERY COMPARTMENT,5 FT REQUIRED		EA	1
11	22	PAOZZ	5310-00-063-0463	MS37183-5	98006	WASHER,FLAT BATTERY ARRANGEMENT PLATE MTG,NO. 6 SCREW SIZE		EA	4
11	23	XBOZZ		MS30004B4T3	98006	RIVET,TUBULAR BATTERY ARRANGEMENT PLATE MTG,0.125 IN. DIA, 0.206 IN. LG		EA	4
11	24	XBOZZ		13316E3326	97403	PLATE,INSTRUCTION BATTERY ARRANGEMENT AND CONNECTIONS		EA	1
11	25	XBOZZ		13316E3361	97403	DOOR,BATTERY		EA	1



TS 6115-449-20P/11

Figure 11. Housing, doors, and panels.

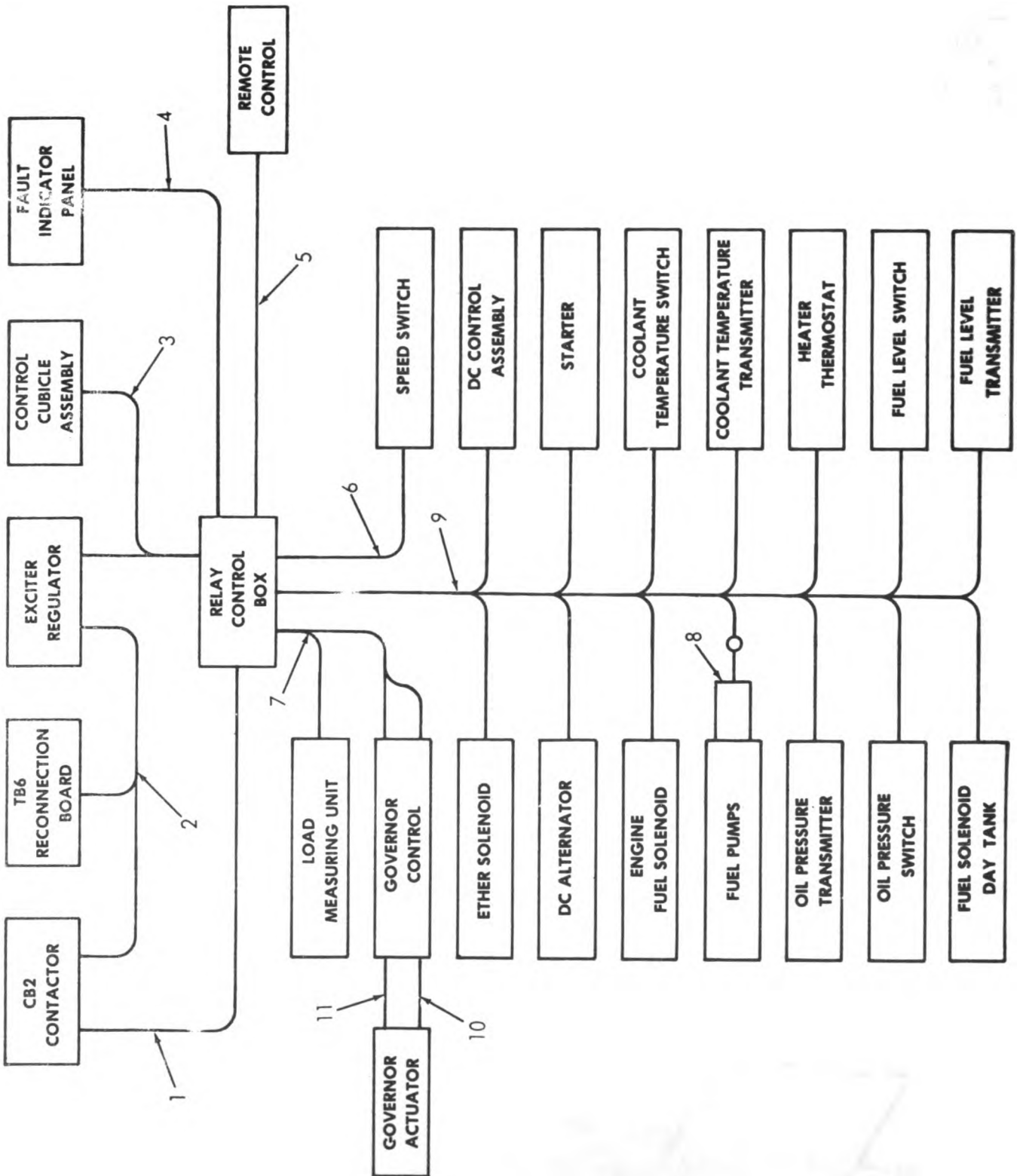
(1) ILLUS		(2)	(3)	(4)	(5)	(6)	(7)	(8)	
(a) FIG NO.	(b) ITEM NO.	SMR CODE	NATIONAL STOCK NUMBER	PART NUMBER	FSCM	DESCRIPTION	Usable On Code	U/M	QTY INC IN UNIT
12	1	PAOZZ	5305-00-065-0502	MS90725-6	99906	SCREW,CAP,HEXAGON HEAD REAR PANEL ASSEMBLY MTG, 1/4-20 THD SIZE,3/4 IN. LG		EA	12
12	2	PAOZZ	5310-00-200-0706	MS35535-33	99906	WASHER,LOCK REAR PANEL ASSEMBLY MTG,1/4 IN. SCREW SIZE		EA	12
12		XBOZH		13316E0907	97403	PANEL ASSEMBLY,REAR HOUSING		EA	1
12	3	PAOZZ	5305-00-065-0500	MS90725-3	99906	SCREW,CAP,HEXAGON HEAD DOOR MTG,1/4-20 THD SIZE,1/2 IN. LG		EA	23
12	4	PAOZZ	5310-00-200-0706	MS35535-33	99906	WASHER,LOCK DOOR MTG,1/4 IN. SCREW SIZE		EA	20
12	5	PAOZZ	5330-00-035-0905	13314E7488	97403	SEAL,DOOR REAR PANEL,13 FT REQUIRED FOR 4 DOORS		EA	4
12	6	XBOZZ	6115-00-185-0682	13316E3369	97403	DOOR,CONTROL PANEL RH		EA	1
12	7	PAOZZ	5310-00-063-6453	MS27183-5	99906	WASHER,FLAT OPERATING INSTRUCTION PLATE MTG,NO. 6 SCREW SIZE		EA	6
12	8	XBOZZ		MS90904B4T3	99906	RIVET,TUBULAR OPERATING INSTRUCTION PLATE MTG,0.125 IN. DIA, 0.205 IN. LG		EA	6
12	9	XBOZZ		13316E0904	97403	PLATE,INSTRUCTION OPERATING		EA	1
12	10	XBOZZ	6115-00-453-2361	13316E3369	97403	DOOR,CONTROL PANEL LH		EA	1
12	11	XBOZZ	5310-00-761-0682	MS41967-2	99906	NUT,PLAIN,HEXAGON AIR INLET DOOR MTG,1/4-20 THD SIZE		EA	10
12	12	XBOZZ		13316E0920	97403	DOOR,AIR INLET RH		EA	1
12	13	XBOZZ		13316E0921	97403	DOOR,AIR INLET LH		EA	1
12	14	PAOZZ	5305-00-065-0502	13314E3290-50	97403	SCREW,ASSEMBLED WASHER LOUVER MTG,NO. 10-34 THD SIZE,1/2 IN. LG		EA	8
12	15	XBOZZ		13316E0943	97403	LOUVER,AIR INLET		EA	1
12	16	PAOZZ	5305-00-065-0500	MS90725-3	99906	SCREW,CAP,HEXAGON HEAD HEATER PLATE MTG, 1/4-20 THD SIZE, 1/2 IN. LG		EA	2
12	17	PAOZZ	5310-00-553-5905	MS35535-44	99906	WASHER,LOCK HEATER PLATE MTG,1/4 IN. SCREW SIZE		EA	2
12	18	XBOZZ		13314E7414	97403	PLATE,COVER HEATER CONTROL OPENING		EA	1
12	19	PAOZZ	5305-00-065-0500	MS90725-6	99906	SCREW,CAP,HEXAGON HEAD PLATE MTG,1/4-20 THD SIZE,3/4 IN. LG		EA	12
12	20	XBOZZ	5310-00-553-5905	MS35535-44	99906	WASHER,LOCK REAR PANEL PLATE MTG,1/4 IN. SCREW SIZE		EA	12
12	21	PAOZZ	6115-00-033-0623	13316E3390	97403	PLATE AND SLEEVE ASSEMBLY REAR PANEL		EA	1
12	22	XBOZZ		13316E3400	97403	PLATE,COVER		EA	1
12	23	XAOZZ		13316E0945	97403	PANEL		EA	1



TS 6115-449-20P/12

Figure 12. Rear panel.

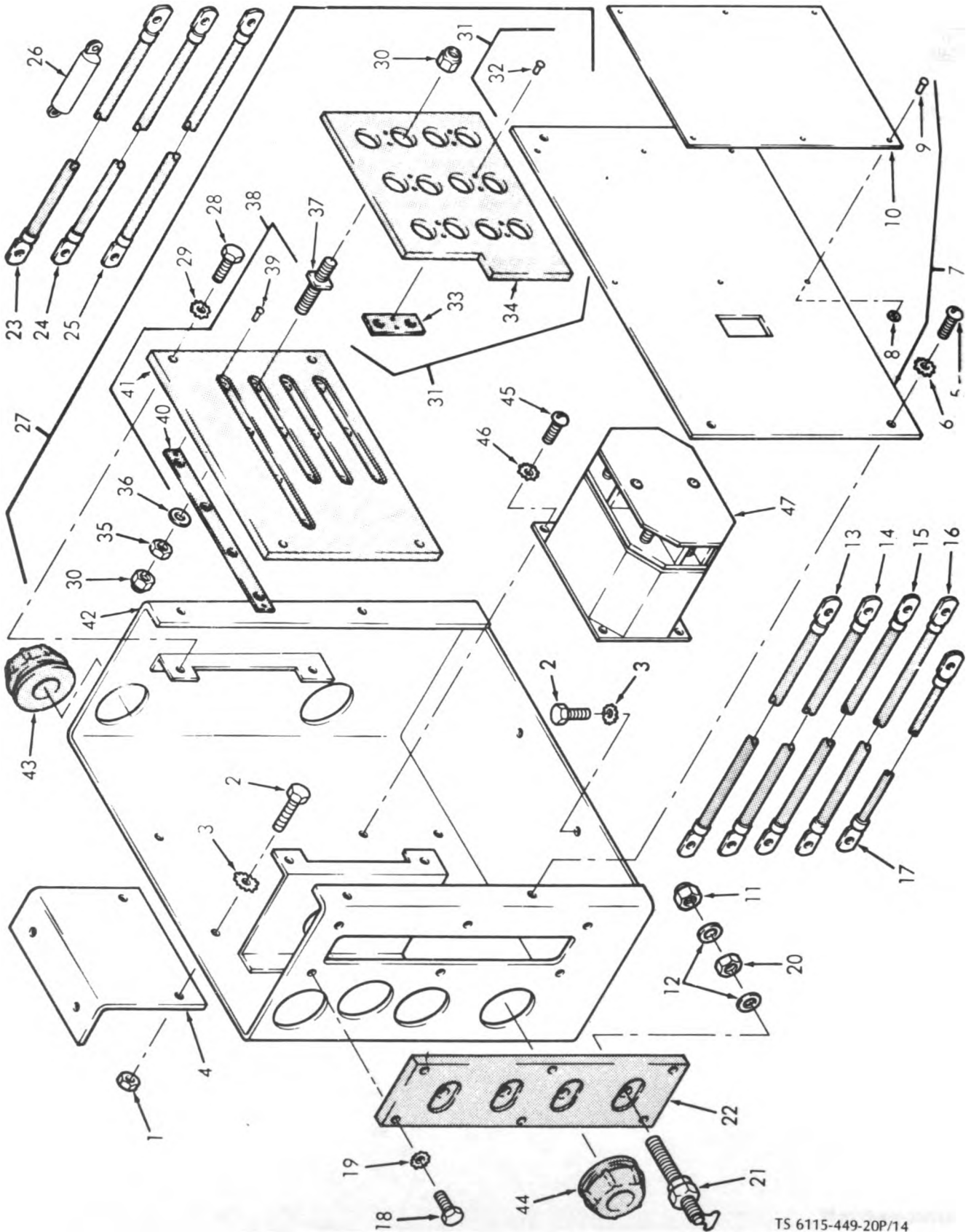
(1) ILLUS		(2)	(3)	(4)	(5)	(6)	(7)	(8)	
(a) FIG NO.	(b) ITEM NO.	SMR CODE	NATIONAL STOCK NUMBER	PART NUMBER	FSCM	DESCRIPTION	Usable On Code	U/M	QTY INC IN UNIT
GROUP 07 INTERCONNECTING WIRING HARNESES									
13	1	MPOFF		13216E7177	97403	HARNESS ASSEMBLY,WIRING RELAY CONTROL BOX TO CB2 CONTRACTOR MFD FROM AN 16 15 FT. REQUIRED		EA	1
		PAOZZ	5340-00-509-1500	MS21333-107	98906	CLAMP,LOOP HARNESS TO RECONNECTION BOX		EA	2
13	2	MPOFF		13216E7181	97403	HARNESS ASSEMBLY,WIRE EXCITER REGULATOR TO CB2 CONTACTOR AND TB6 RECONNECTION BOARD MFD FROM AN16 19 FT. REQUIRED		EA	1
13	3	MPOFF		13216E7175	97403	HARNESS ASSEMBLY RELAY CONTROL BOX TO CONTROL CUBICLE AND EXCITER REGULATOR MFD FROM AN16 111 FT. REQUIRED		EA	1
13	4	PAOZZ	2920-00-135-6411	13216E7185	97403	HARNESS ASSEMBLY,WIRING RELAY CONTROL BOX TO FAULT INDICATOR PANEL		EA	1
13	5	MPOFF		13216E7184	97403	HARNESS ASSEMBLY,WIRING RELAY CONTROL BOX TO REMOTE CONTROL BOX MFD FROM AN16 24 FT REQUIRED		EA	1
13	6	MPOFF		13216E7180	97403	HARNESS ASSEMBLY,WIRING RELAY CONTROL BOX TO SPEED SWITCH MFD FROM AN16 20 FT. REQUIRED		EA	1
13	7	MPOFF		13216E7176	97403	HARNESS ASSEMBLY,WIRING RELAY CONTROL BOX TO LOAD MEASURING UNIT AND GOVERNOR CONTROL MFD FROM AN16 40 FT. REQUIRED		EA	1
13	8	XBOZZ		13216E3171	97403	HARNESS ASSEMBLY,WIRING FUEL PUMPS TO MAIN HARNESS		EA	1
13	9	XBOZZ		13216E7174	97403	HARNESS ASSEMBLY WIRING MAIN WIRING HARNESS		EA	1
13	10	MPOFF		13216E7179	97403	HARNESS ASSEMBLY,WIRING GOVERNOR CONTROL TO GOVERNOR ACTUATOR (P22 TO P24) MFD FROM AN18 19 FT. REQUIRED		EA	1
13	11	MPOFF		13216E7178	97403	HARNESS ASSEMBLY,WIRING GOVERNOR CONTROL TO GOVERNOR ACTUATOR (P23 TO P25) MFD FROM AN16 19 FT. REQUIRED		EA	1



TS 6115-449-20P/13

Figure 13. Interconnecting wiring harnesses.

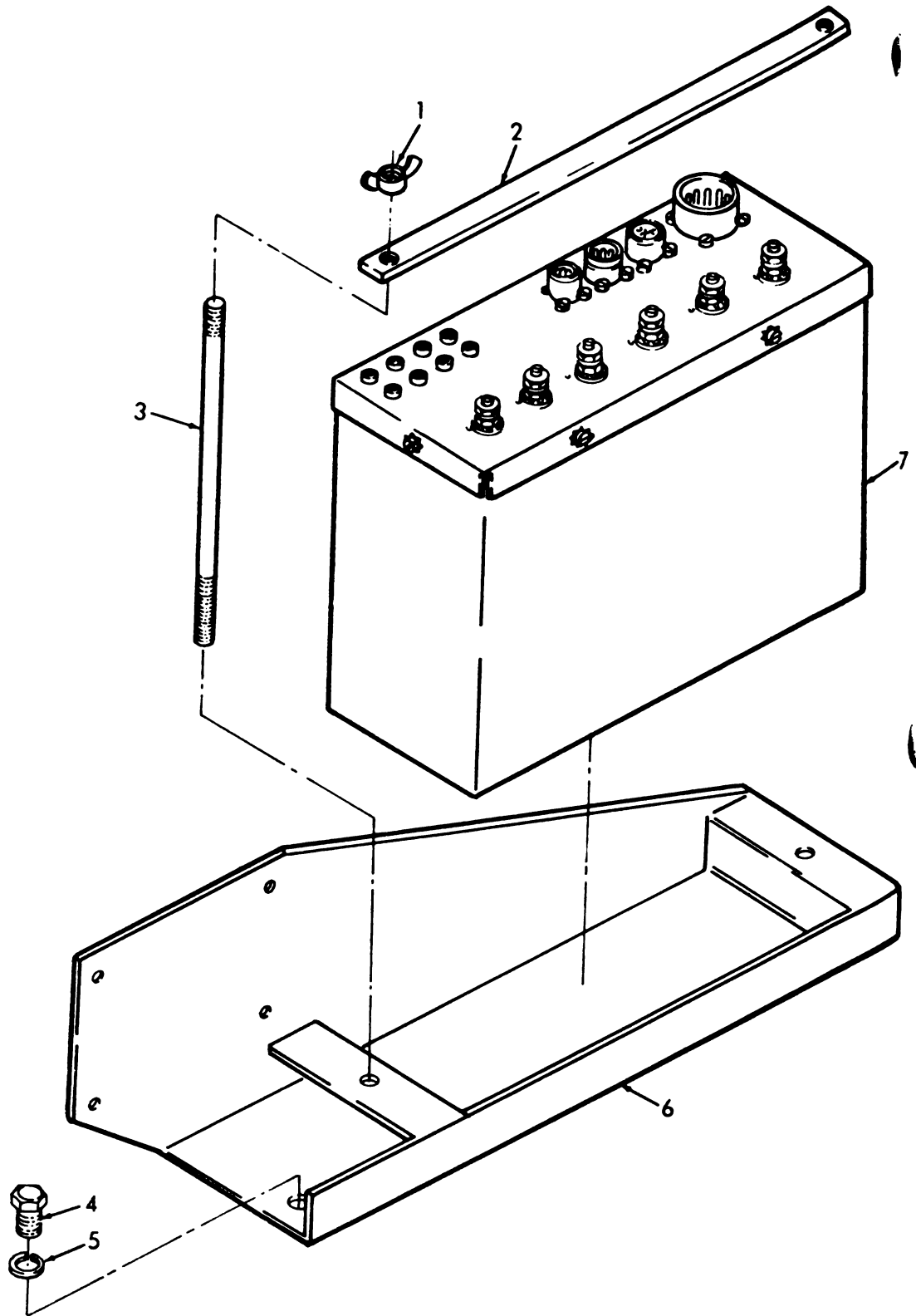
(1) ILLUS		(2)	(3)	(4)	(5)	(6)	(7)	(8)	
(a) FIG NO.	(b) ITEM NO.	SMR CODE	NATIONAL STOCK NUMBER	PART NUMBER	FSCM	DESCRIPTION	Usable On Code	U/M	QTY INC IN UNIT
GROUP 08 LOAD TERMINAL BOX									
14	5	XBOZZ	5305-00-004-0310	MS36306-363	90006	SCREW,MACHINE RECONNECT COVER MTG,NO.10-24 THD SIZE, 1/2 IN. LG			EA
14	6	PAOZZ	5310-00-006-7001	MS36336-33	90006	WASHER,LOCK RECONNECT COVER MTG,NO.10 SCREW SIZE			EA
14	7	XBOZZ		13316E0078	97403	COVER ASSEMBLY RECONNECTION BOARD			EA
14	11	PAOZZ	5310-00-006-7431	MS17830-0C	90006	NUT,SELF-LOCKING,HEXAGON LOAD TERMINAL,1/2-13 THD SIZE			EA
14	12	PAOZZ	5310-00-009-0006	MS37163-16	90006	WASHER,FLAT LOAD TERMINAL,1/2 IN. SCREW SIZE			EA
14	18	PAOZZ	5305-00-235-3030	MS00726-6	90006	SCREW,CAP,HEXAGON HEAD TERMINAL AND LOAD BOARD MTG, 1/4-30 THD SIZE,1 IN. LG			EA
14	19	PAOZZ	5310-00-000-0706	MS36336-33	90006	WASHER,LOCK TERMINAL AND LOAD BOARD MTG, 1/4 IN. SCREW SIZE			EA
14	26	PAOZZ		MS51007-14	J0006	NUT,PLAIN,HEXAGON LOAD TERMINAL,1/2-13 THD SIZE			EA
14	21	XBOZZ		13313E1637-1	97403	TERMINAL,LOAD			EA
14	23	XBOZZ		13316E0006	97403	TERMINAL BOARD,LOAD			EA



TS 6115-449-20P/14

Figure 14. Terminal box assembly.

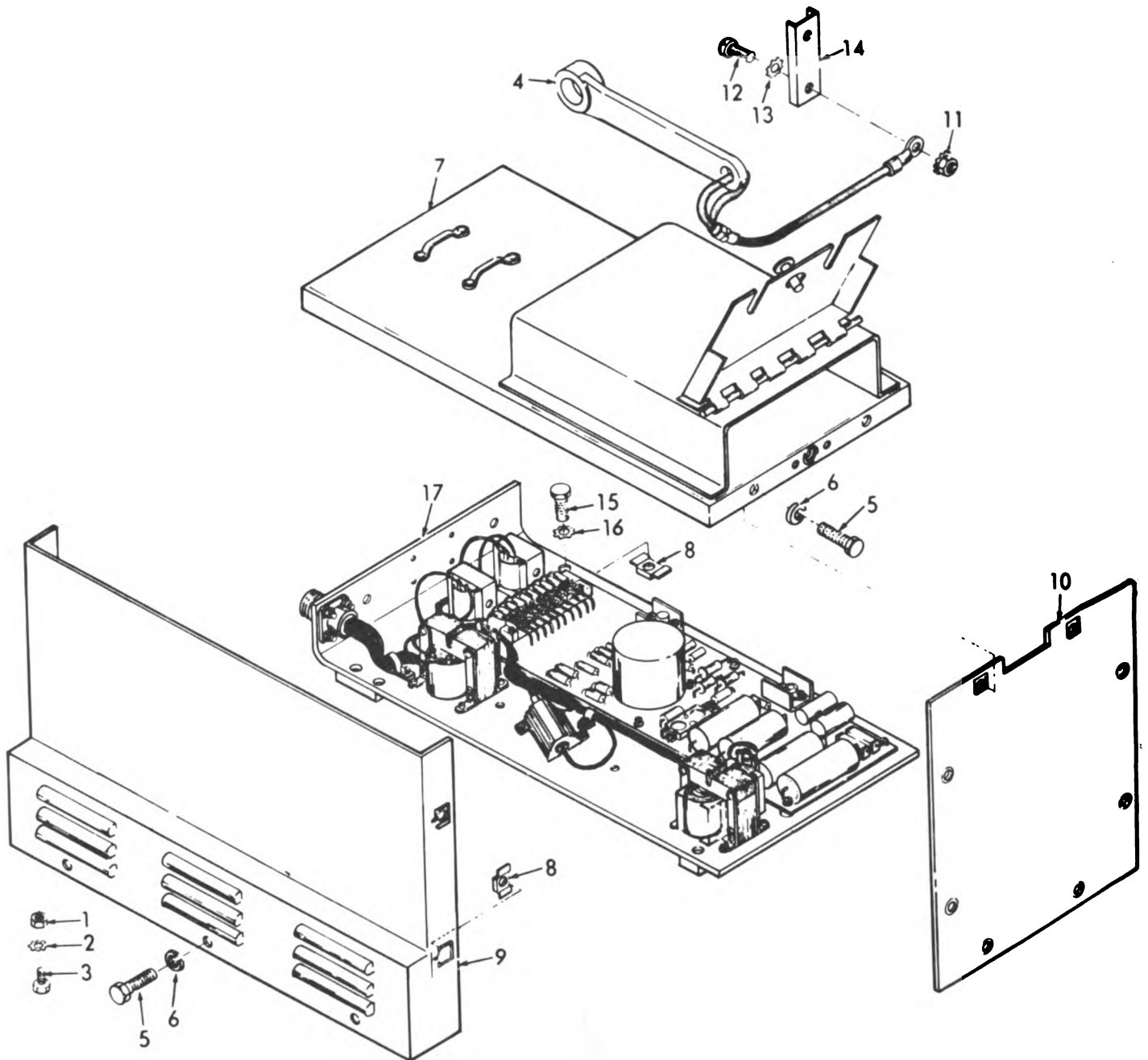
(1) ILLUS		(2)	(3)	(4)	(5)	(6)	(7)	(8)
(a) FIG NO.	(b) ITEM NO.	SMR CODE	NATIONAL STOCK NUMBER	PART NUMBER	FSCM	DESCRIPTION	Usable On Code	U/M
GROUP 00 GENERATOR CONTROLS								
16	1	XBOZZ		13316E3300	97400	NUT,PLAIN,WING GOVERNOR UNIT MTG,1/4-20 THD SIZE		EA 3
16	2	XBOZZ	3040-00-234-0274	13314E3245	97400	STRAP,HOLD-DOWN GOVERNOR UNIT		EA 1
16	3	XBOZZ		13316E3300-2	97400	STUD,PLAIN GOVERNOR UNIT HOLD-DOWN,1/4-20 THD SIZE, 8 IN. LG		EA 3
16	4	PAOZZ	5306-00-225-5407	MS00725-33	00000	BOLT,MACHINE GOVERNOR BRACKET MTG,3/8-16 THD SIZE, 1/2 IN. LG		EA 3
16	5	PAOZZ		MS35330-46	00000	WASHER,LOCK GOVERNOR BRACKET MTG,3/8 IN. SCREW SIZE		EA 3
16	6	XBOZZ		13316E0023	97400	BRACKET GOVERNOR CONTROL UNIT MTG		EA 1
16	7	XBOZZ		13316E3304-2	97400	CONTROL UNIT,GOVERNOR		EA 1



TS 6115-449-20P/16

Figure 16. Governor control unit mounting components.



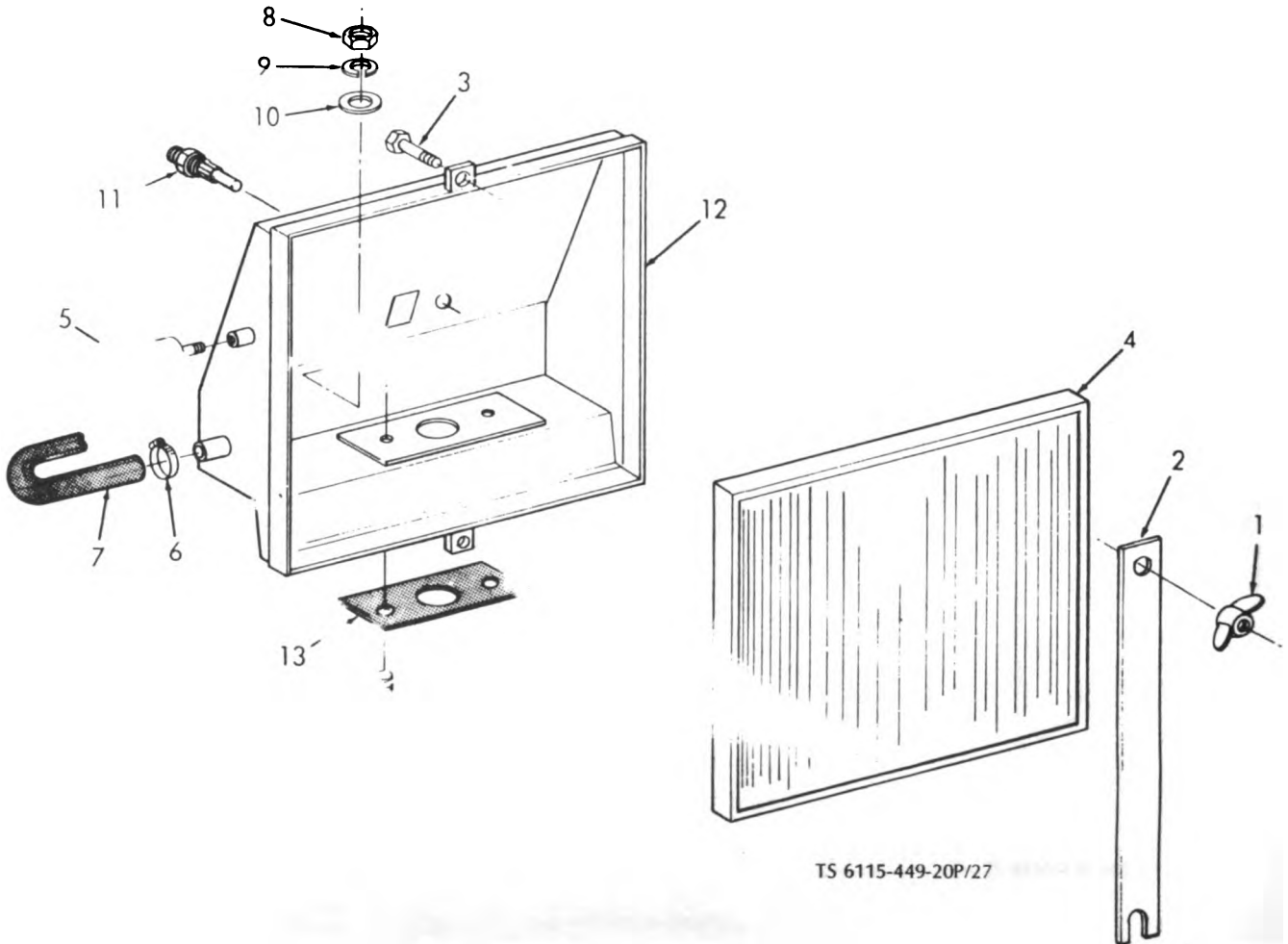


TS 6115-449-20P/23

Figure 23. Regulator and exciter assembly.

(1) ILLUS		(2)	(3)	(4)	(5)	(6)	(7)	(8)
(a)	(b)		NATIONAL STOCK NUMBER	PART NUMBER	FSCM	DESCRIPTION	Usable On Code	U/M
FIG NO.	ITEM NO.	SMR CODE						QTY INC IN UNIT
23	4	PAOZZ	5120-00-138-8787	13216E8068	97403	TOOL,BARRING LOAD TERMINAL		EA 1
23	11	XBOZZ		13214E3391-4	97403	NUT,ASSEMBLED WASHER WRENCH BRACKET MTG.NO. 10-24 THD SIZE		EA 2
23	12	XBOZZ	5306-00-084-0310	M535206-283	98906	SCREW,MACHINE WRENCH BRACKET MTG, NO. 10-24 THD SIZE, 1/2 IN. LG		EA 2
23	13	PAOZZ	5310-00-006-7001	M535335-33	98906	WASHER,LOCK WRENCH BRACKET MTG.NO. 10 SCREW SIZE		EA 2
23	14	XBOZZ		13216E7137	97403	BRACKET,WRENCH		EA 1

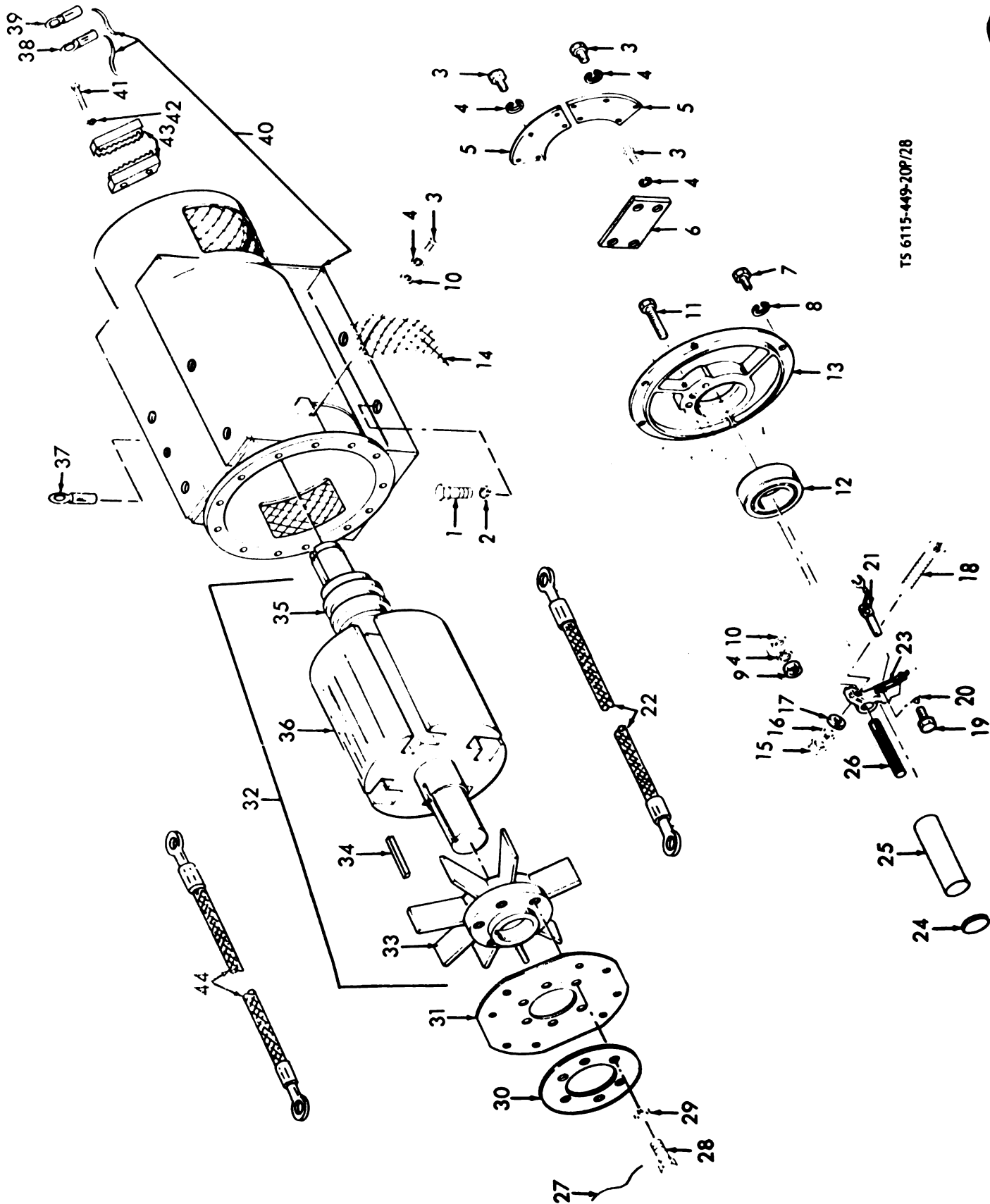
(1) ILLUS		(2)	(3)	(4)	(5)	(6)	(7)	(8)
(a)	(b)		NATIONAL STOCK NUMBER	PART NUMBER	FSCM	DESCRIPTION	Uable On Code	U/M
FIG NO.	ITEM NO.	SMR CODE						QTY INC IN UNIT
GROUP 10 AIR CLEANER ASSEMBLY								
27	1	XBOZZ		13216E3388	97403	NUT,PLAIN,WING AIR CLEANER RETAINER MTG,1/4-20 THD SIZE	EA	2
27	2	XBOZZ		13214E3205	97403	RETAINER AIR CLEANER ELEMENT	EA	1
27	3	PAOZZ	5305-00-071-2235	MS90725-16	98906	SCREW, CAP, HEXAGON HEAD AIR CLEANER RETAINER MTG	EA	2
27	4	PAOZZ	4130-00-633-6392	13216E3375	97403	ELEMENT,AIR CLEANER	EA	1
27	5	PAOZZ	6685-00-179-8632	13216E3372	97403	INDICATOR ASSEMBLY,SERVICE ENGINE AIR CLEANER	EA	1
27	6	PAOZZ	4730-00-908-3194	MS35642-11	98906	CLAMP,HOSE AIR CLEANER TO BREATHER HOSE	EA	2
27	7	XBOZZ		4407-5-8	24161	HOSE,RUBBER AIR CLEANER TO BREATHER	EA	1
27	8	XBOZZ		MS35690-622	98906	NUT,PLAIN,HEXAGON AIR CLEANER ADAPTER MTG,1/2-20 THD SIZE	EA	2
27	9	XBOZZ		MS35338-29	98906	WASHER,LOCK AIR CLEANER ADAPTER MTG,1/2 IN. SCREW SIZE	EA	2
27	10	XBOZZ		MS21306-2	98906	WASHER,FLAT AIR CLEANER ADAPTER MTG,1/2 IN. SCREW SIZE	EA	2
27	11	PAOZZ	2990-00-919-6564	13216E3167	97403	FITTING,PRIMER FUEL ATOMIZER	EA	1
27	12	XBOZZ		13216E9929	97403	ADAPTER,AIR CLEANER	EA	1
27	13	XBOZZ		MILG12803TYPE3 GRADE2CLASS1	81349	GASKET AIR CLEANER ADAPTER MTG 4X6 IN. REQUIRED	EA	1



TS 6115-449-20P/27

Figure 27. Air cleaner.

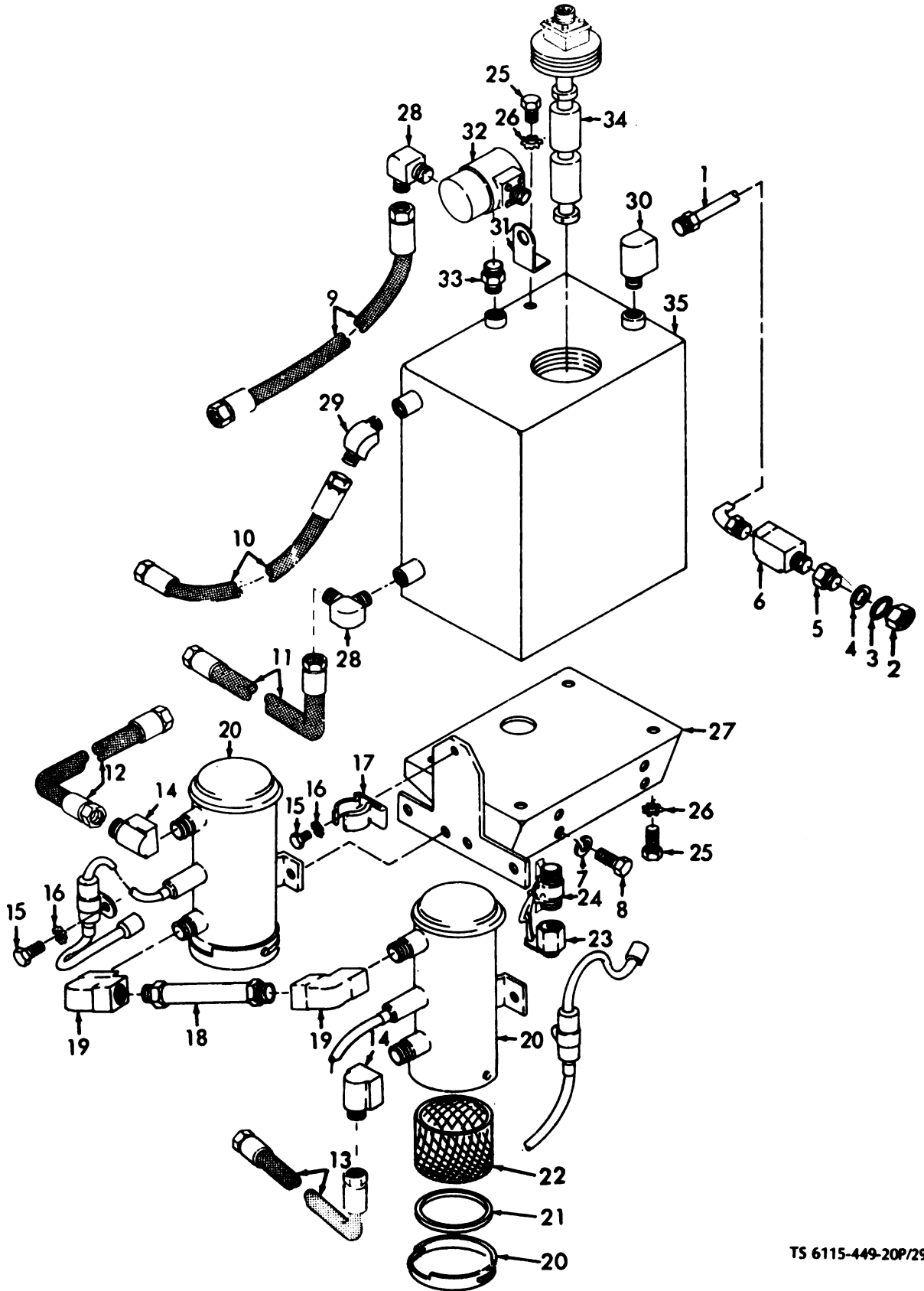
(1) ILLUS		(2)	(3)	(4)	(5)	(6)	(7)	(8)	
(a)	(b)		NATIONAL STOCK NUMBER	PART NUMBER	PSCM	DESCRIPTION	Usable On Code	U/M	QTY INC IN UNIT
FIG NO.	ITEM NO.	SMR CODE							
GROUP 11 GENERATOR ASSEMBLY									
28	3	PAOEZ	5306-00-223-0404	MS00725-20	90906	BOLT,MACHINE BRACKET COVER AND SCREEN MTG,5/16-18 THD SIZE, 1/2 IN. LG		EA	18
28	4	PAOEZ		MS36338-46	90906	WASHER,LOCK BEARING RETAINING BOLT,SCREEN AND BRACKET COVER MTG,5/16 IN. SCREW SIZE		EA	19
28	5	XBOZZ		13212E9-061	97403	COVER,BRACKET		EA	2
28	6	XBOZZ	9615-00-230-0020	QQ9006	81348	PLATE,COVER END BRACKET		EA	1
28	10	PAOEZ		MS37163-13	90906	WASHER,FLAT BEARING RETAINING AND SCREEN MTG,5/16 IN. SCREW SIZE		EA	5
28	14	XBOZZ		13216E7002	97403	SCREEN,COVER FAN END		EA	2
28	15	XBOZZ		300616	53106	NUT,PLAIN,HEXAGON BRUSH HOLDER,1/4-20 THD SIZE		EA	4
28	16	XBOZZ		MS123067	90906	WASHER,LOCK BRUSH HOLDER,1/4 IN. SCREW SIZE		EA	4
28	17	XBOZZ		MS31306-3	90906	WASHER,FLAT BRUSH HOLDER,1/4 IN. SCREW SIZE		EA	4
28	18	XBOZZ		MS0317-14	90906	SCREW,MACHINE BRUSH HOLDER,1/4-20 THD SIZE,1 1/2 IN. LG		EA	4
28	19	XBOZZ		MS0123-02	90906	SCREW,MACHINE BRUSH LEAD,NO. 10-32 THD SIZE,7/16 IN. LG		EA	4
28	20	XBOZZ		MS15795-000	90906	WASHER,FLAT BRUSH LEAD,1/4 IN. ID,0.502 IN. OD,0.151 IN. THK		EA	8
23	21	PAOEZ	8077-00-419-5734	13216E7002	97403	BRUSH,CARBON ELECTRICAL CONTACT		EA	4



TS 6115-449-20P/28

Figure 1 - motor assembly

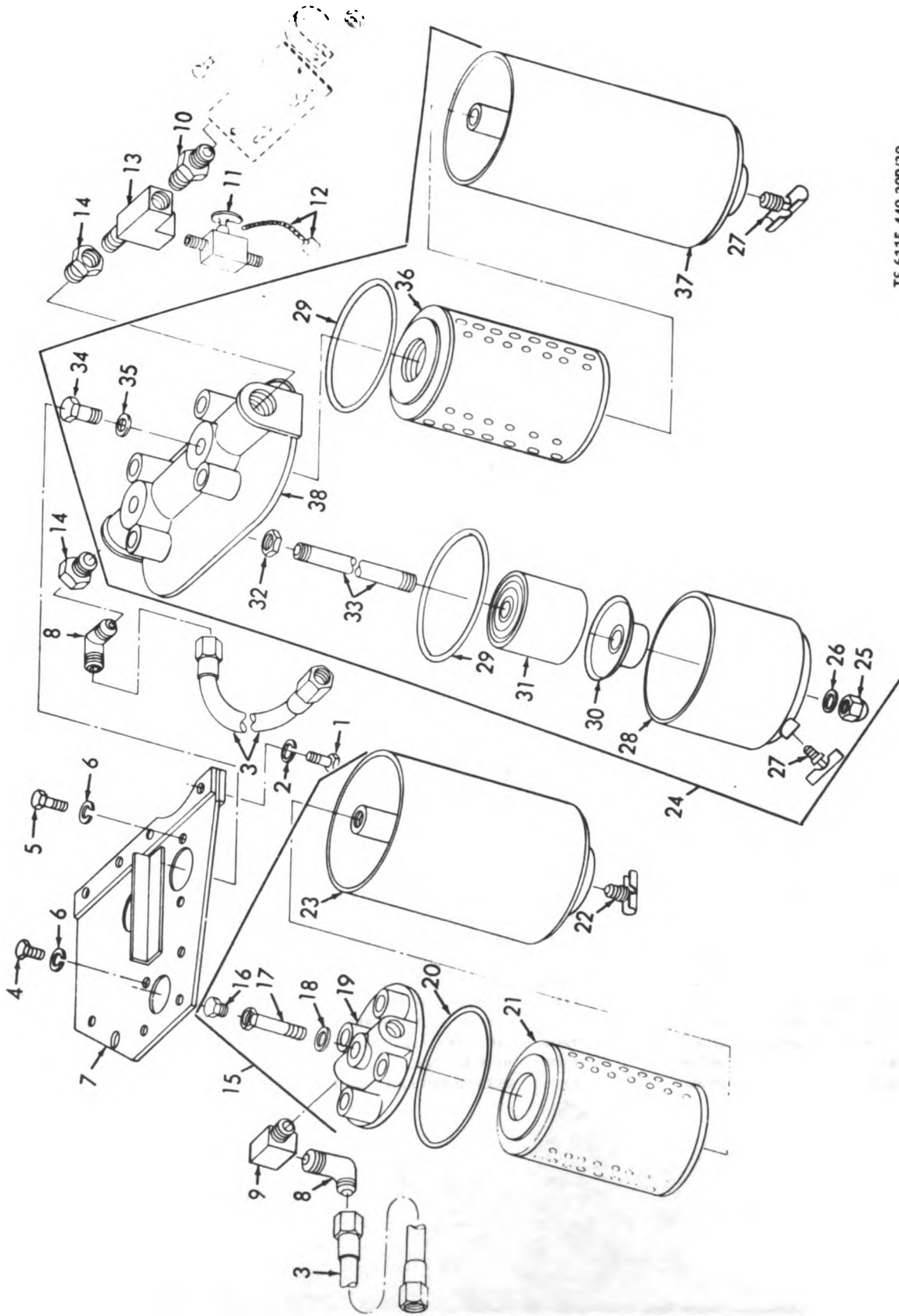
(1) ILLUS		(2)	(3)	(4)	(5)	(6)	(7)	(8)
(a)	(b)		NATIONAL STOCK NUMBER	PART NUMBER	FBCM	DESCRIPTION	Usable On Code	U/M
FPG NO.	ITEM NO.	SMR CODE						QTY INC IN UNIT
GROUP 12 DAY TANK AND FUEL FILTER ASSEMBLY								
28	1	PAOEZ	4710-00-135-6412	13216E0047	97403	TUBE ASSEMBLY DAY TANK TO FUEL FILLER NECK		EA 1
28	2	XBOEZ	4730-00-011-6027	MS30176-3	90906	NUT,TUBE ADAPTER TO FILLER NECK,7/16-20 THD SIZE		EA 1
28	3	XBOEZ	5310-00-043-2055	57D6413H02	88726	WASHER,NONMETALLIC ADAPTER TO FILLER NECK		EA 1
28	4	XBOEZ		MS21306-1	90906	WASHER,FLAT ADAPTER TO FILLER NECK,7/16 IN. ID		EA 1
28	5	XBOEZ	4730-00-287-0706	WWP400CLASSA	81348	REDUCER,PIPE TEE TO FILLER NECK,ONE END MALE, 1/4 NPT, OTHER END FEMALE,1/8 NPT		EA 1
28	6	XBOEZ	4730-00-286-2006	550X4	78470	TEE,PIPE DAY TANK OVERFLOW TUBE TO FUEL FILLER NECK, FIRST END MALE,1/8 NPT,SECOND AND THIRD ENDS FEMALE, 1/4 IN. TUBE, 7/16-24 THD SIZE		EA 1
28	7	PAOEZ		MS35326-46	90906	WASHER,LOCK DAY TANK MTG,3/8 IN. SCREW SIZE		EA 4
28	8	PAOEZ	5305-00-289-3210	MS90725-20	90906	SCREW,CAP,HEXAGON HEAD DAY TANK MTG,3/8-16 THD SIZE,7/8 IN. LG		EA 4
28		XBOEZ		13216E0076	97403	DAY TANK AND PUMP ASSEMBLY		EA 1
28	9	PAOEZ	4730-00-477-0870	MS28741-5-0314	90906	HOSE ASSEMBLY, RUBBER		EA 1
28	10	PAOEZ	4730-00-486-8556	MS28741-5-0174	90906	HOSE ASSEMBLY,RUBBER FUEL PUMP TO DAY TANK		EA 1
28	11	PAOEZ	4730-00-104-1715	MS28741-5-0340	90906	HOSE ASSEMBLY,RUBBER DAY TANK TO FILTERS		EA 1
28	12	PAOEZ	4730-00-231-5031	MS28741-5-0344	90906	HOSE ASSEMBLY, RUBBER		EA 1
28	13	PAOEZ	4730-00-223-0719	MS28741-5-0162	90906	HOSE ASSEMBLY,RUBBER FUEL PUMP INLET		EA 1
28	14	XBOEZ	4730-00-277-0107	MS51813	90906	ELBOW,PIPE TO TUBE FUEL PUMP INLET AND OUTLET,ONE END MALE, 3/8 IN. TUBE, 5/8-18 THD SIZE,OTHER END FEMALE,1/4 NPT		EA 2
28	15	PAOEZ	5305-00-005-0502	MS90725-6	90906	SCREW,CAP,HEXAGON HEAD TRANSFER PUMP AND CLIP MTG, 1/4-20 THD SIZE,3/4 IN. LG		EA 5
28	16	PAOEZ	5310-00-289-0706	MS35326-32	90906	WASHER,LOCK TRANSFER PUMP AND CLIP MTG, 1/4 IN. SCREW SIZE		EA 5
28	17	XBOEZ	5305-00-177-1763	13214E3106	97403	CLIP TRANSFER PUMP LEAD MTG		EA 1
28	18	PAOEZ	4710-00-132-0710	13214E3195	97403	TUBE ASSEMBLY FUEL PUMP CONNECTING		EA 1
28	19	PAOEZ	4730-00-706-2205	940202	00000	ELBOW,PIPE TO TUBE FUEL PUMP CONNECTING,BOTH ENDS FEMALE, ONE END 1/4-18 THD SIZE,OTHER END 5/16 IN. TUBE, 1/2-20 THD SIZE		EA 2
28	20	PAOEZ	2010-00-000-0007	MS51321-3	90906	PUMP,FUEL,ELECTRICAL FUEL TRANSFER		EA 2
28	21	PAOEZ	5305-00-763-0222	470126	72880	GASKET,COVER		EA 2
28	22	PAOEZ	2010-00-000-0402	470126	72880	FILTER		EA 2
28	23	PAOEZ	4730-00-125-0345	13206E9192-3	97403	CAP,TUBE DAY TANK DRAIN		EA 1
28	24	PAOEZ	4820-00-005-3191	13214E3243	97403	COCK,DRAIN DAY TANK		EA 1
28	25	PAOEZ	5305-00-000-0502	MS90725-3	90906	SCREW,CAP,HEXAGON HEAD DAY TANK AND SUPPORT MTG, 1/4-20 THD SIZE,1/2 IN. LG		EA 5
28	26	PAOEZ	5310-00-582-0005	MS35326-44	90906	WASHER,LOCK DAY TANK TO BRACKET AND SOLENOID SUPPORT, 1/4 IN. SCREW SIZE		EA 5
28	27	XBOEZ		13216E0075	97403	BRACKET TANK MTG		EA 1
28	28	PAOEZ	4730-00-121-0125	CS406X5X4	78470	ELBOW,PIPE TO TUBE DAY TANK TOP AND LOWER SIDE, MALE, ONE END, 1/4 NPT, OTHER END, 5/16 IN. TUBE,1/2-20 THD SIZE,90 DEG		EA 2
28	29	XBOEZ		CS365X5X4	78470	ELBOW,PIPE TO TUBE HOSE TO DAY TANK,MALE,ONE END,1/4 NPT, OTHER END,5/16 IN. TUBE,1/2-20 THD SIZE,7/16-24 THD SIZE,45 THD SIZE, 45 DEG		EA 1
28	30	PAOEZ	4730-00-277-0643	13216E3222	97403	ELBOW,PIPE TO TUBE DAY TANK OVERFLOW ONE END MALE, 1/4-18 THD SIZE,OTHER END FEMALE,5/16 IN. TUBE		EA 1
28	31	XBOEZ		13214E3243	97403	SUPPORT,SOLENOID VALVE		EA 1
28	32	PAOEZ	4810-00-043-2055	13216E3227-1	97403	VALVE,SOLENOID		EA 1
28	33	PAOEZ	4730-00-480-4819	C9000X4	78470	NIPPLE,HEXAGON VALVE MTG,1/4 NPT		EA 1
28	34	PAOEZ	2010-00-007-0619	13214E3040	97403	SWITCH,LEVEL DAY TANK		EA 1
28	35	PAOEZ	2010-00-192-2120	13214E3120	97403	TANK,DAY		EA 1



TS 6115-449-20P/29

Figure 29. Day tank and pump assembly

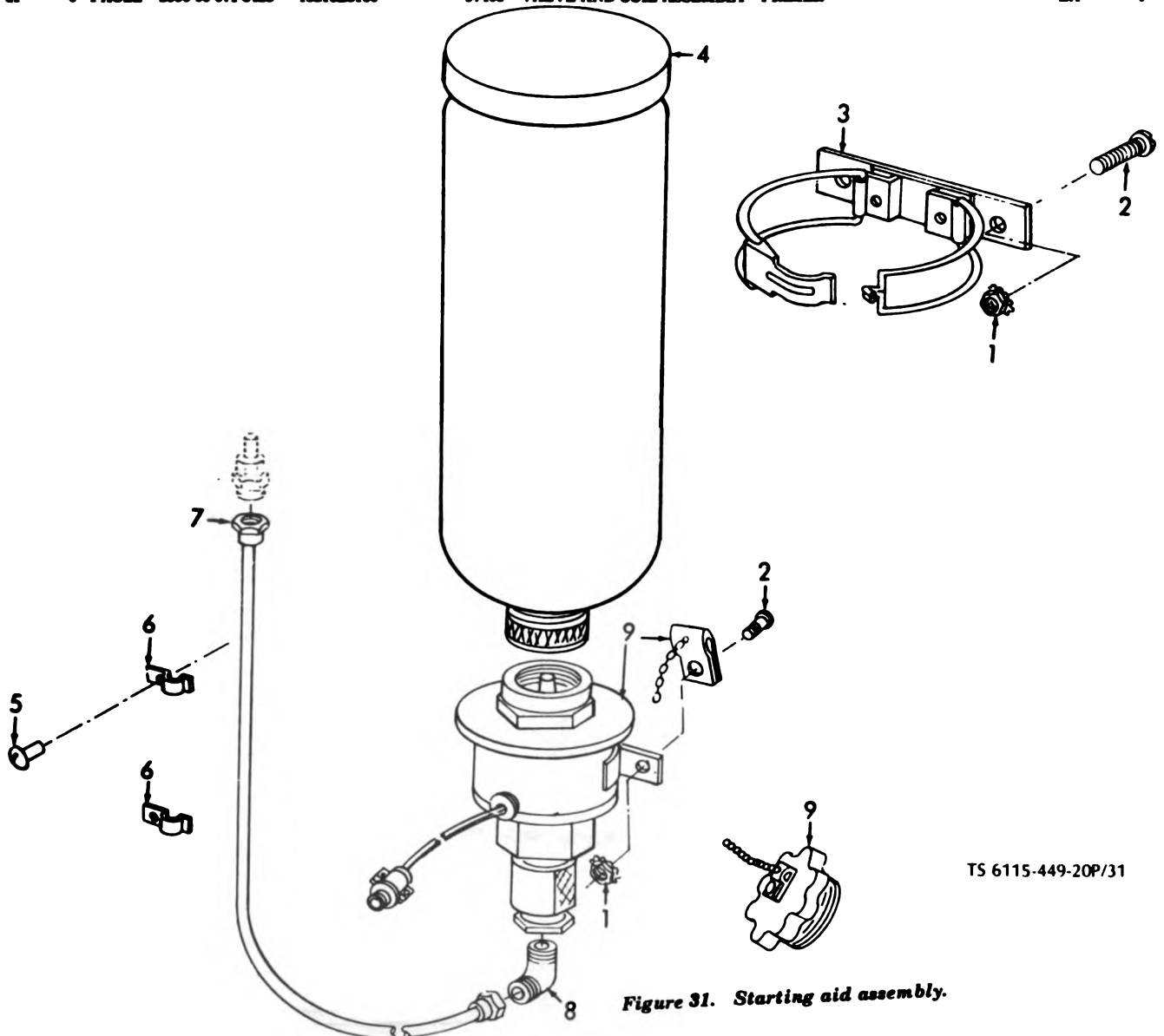
(1) ILLUS		(2)	(3)	(4)	(5)	(6)	(7)	(8)
(a)	(b)		NATIONAL STOCK NUMBER	PART NUMBER	FBCM	DESCRIPTION	Usable On Code	U/M
FIG NO.	ITEM NO.	SME CODE						QTY INC IN UNIT
30	1	PAOEZ	5305-00-300-3213	M500725-02	90006	SCREW,CAP,HEXAGON HEAD FILTER ASSEMBLY MTG, 3/8-16 THD SIZE, 1 1/4 IN. LG		EA 4
30	2	PAOEZ		MS36338-46	90006	WASHER,LOCK FILTER ASSEMBLY MTG,3/8 IN. SCREW SIZE		EA 4
30		PAOEZ	2010-00-126-6413	12316E0013	97408	FILTER ASSEMBLY,FUEL		EA 1
30	3	XBOEZ		MS32741-5-0164	90006	HOSE ASSEMBLY,RUBBER FILTER TO FUEL PUMP		EA 1
30	4	XBOEZ	5305-00-300-3200	M500725-20	90006	SCREW,CAP,HEXAGON HEAD FILTER MTG,3/8-16 THD SIZE, 0.780 IN. LG		EA 4
30	5	PAOEZ	5305-00-300-3200	M500725-20	90006	SCREW,CAP,HEXAGON HEAD FUEL FILTER AND STRAINER MTG, 3/8-16 THD SIZE,3/4 IN. LG		EA 4
30	6	PAOEZ		MS36338-46	90006	WASHER,LOCK FUEL FILTER AND STRAINER MTG,3/8 IN. SCREW SIZE		EA 6
30	7	XBOEZ		12316E0003	97408	BRACKET FUEL FILTER AND STRAINER ASSEMBLY MTG		EA 1
30	8	PAOEZ	4730-00-121-0120	CS400XIX4	70470	ELBOW,PIPE TO TUBE FUEL HOSE TO FILTER, MALE ONE END, 1/4 NPT, OTHER END, 5/16 IN. TUBE,1/2-20 THD SIZE		EA 2
30	9	PAOEZ		3400X4	70470	ELBOW,PIPE SECONDARY FILTER,ONE END FEMALE, END MALE 1/4 NPT		EA 1
30	10	PAOEZ	4730-00-020-0004	CS205XIX4	70470	CONNECTOR,PIPE TO TUBE HOSE TO TEE,MALE ONE END, 1/4 NPT, OTHER END,5/16 IN. TUBE,1/2-20 THD SIZE		EA 2
30	11	XBOEZ	4830-00-005-3101	12314E2343	97408	COCK,SHUT-OFF,SCREW HEATER FUEL		EA 1
30	12	PAOEZ	4730-00-126-0345	12306E0192-3	97408	CAP ASSEMBLY HEATER FUEL LINE		EA 1
30	13	PAOEZ	4730-00-014-0703	3700X4	70470	TEE,STREET,BRANCHED HEATER COCK,1/4 NPT		EA 1
30	14	PAOEZ	4730-00-077-1006	3230X4	70470	BUSHING,PIPE TEE TO FILTER,1/2 NPT BY 1/4 NPT		EA 2
30	15	XBOEZ	2010-00-156-0020	12316E0003	97408	FILTER ASSEMBLY FUEL,SECONDARY		EA 1
30	16	PAOEZ	4730-00-007-1102	104018	73370	PLUG FILTER COVER		EA 1
30	17	XBOEZ		237223	73370	SCREW,CAP,SPECIAL FILTER HEAD		EA 1
30	18	PAOEZ	5310-00-043-2055	101407	73370	GASKET FILTER HEAD SCREW		EA 1
30	19	XBOEZ		101403	73370	HEAD,FILTER		EA 1
30	20	PAOEZ	5330-00-003-0773	101403	73370	GASKET FILTER HEAD		EA 1
30	21	PAOEZ	2010-00-007-1012	121001	73370	CARTRIDGE ASSEMBLY FUEL FILTER		EA 1
30	22	XBOEZ	4830-00-753-0040	100406	73370	COCK,DRAIN FILTER		EA 1
30	23	XBOEZ		237223	73370	BODY ASSEMBLY		EA 1
30	24	PAOEZ	2010-00-100-3331	12316E3331	97408	FILTER AND STRAINER ASSEMBLY		EA 1
30	25	XBOEZ	5310-00-231-0040	237004	73370	NUT,CROWN STRAINER RETAINING		EA 1
30	26	PAOEZ	5310-00-043-2055	151230	73370	GASKET CROWN NUT		EA 1
30	27	XBOEZ	4830-00-753-0040	100406	73370	COCK,DRAIN		EA 2
30	28	XBOZZ		237223	73370	BODY ASSEMBLY STRAINER		EA 1
30	29	PAOEZ	5330-00-003-0773	101403	73370	GASKET FILTER AND STRAINER		EA 2
30	30	XBOEZ	2010-00-030-2012	90006	73370	RETAINER ASSEMBLY		EA 1
30	31	PAOEZ	2010-00-222-2216	20070	73370	CARTRIDGE STRAINER		EA 1
30	32	XBOEZ		237223	73370	NUT,PLAIN,HEXAGON STUD LOCKING,5/16-16 THD SIZE		EA 1
30	33	XBOEZ		237223	73370	STUD,CENTER STRAINER		EA 1
30	34	XBOEZ	5305-00-236-2374	237223	73370	SCREW,CAP,HEXAGON HEAD FILTER,7/16-20 THD SIZE		EA 1
30	35	PAOEZ	5310-00-006-0300	101407	73370	GASKET FILTER SCREW		EA 1
30	36	PAOEZ	2010-00-007-1012	121001	73370	CARTRIDGE ASSEMBLY FILTER		EA 1
30	37	XBOEZ		237006	73370	BODY ASSEMBLY		EA 1
30	38	XBOEZ		237006	73370	HEAD,FILTER AND STRAINER		EA 1



TS 6115-449-20P/30

Figure 30. Fuel filter assembly

(1) ILLUS		(2)	(3)	(4)	(5)	(6)	(7)	(8)
(a)	(b)		NATIONAL STOCK NUMBER	PART NUMBER	FSCM	DESCRIPTION	Usable On Code	U/M
FIG NO.	ITEM NO.	SER CODE						QTY INC IN UNIT
GROUP 13 CENTER SUPPORT								
31	1	XBOEZ		13314E2301-4	97403	NUT,ASSEMBLED WASHER SOLENOID VALVE,ETHER TANK BRACKET AND TUBE CLIP MTG,NO. 10-24 THD SIZE	EA	5
31	2	PAOEZ	5305-00-004-0310	MS36306-363	00000	SCREW,MACHINE SOLENOID VALVE,ETHER TANK BRACKET AND TUBE CLIP MTG,NO. 10-24 THD SIZE,1/2 IN. LG	EA	5
31	3	XBOEZ		13310E3100	97403	CLAMP AND BRACKET ETHER TANK	EA	1
31	4	PAOEZ	2810-00-046-0737	13310E3100	97403	TANK,ETHER ENGINE PRIMER	EA	1
31	5	XBOEZ		MS30613-4P0	00006	RIVET,SOLID TUBE CLAMP MTG,1/8 IN. DIA,1/2 IN. LG	EA	2
31	6	XBOEZ		13314E2040	97403	CLAMP,TUBE PRIMER LINE RETAINING	EA	3
31	7	MOOEZ		LP2076-48	61112	TUBE ASSEMBLY PRIMER MFD FROM 536-64 52 IN REQUIRED	EA	1
		XBOEZ		MS30177-1	00006	SLEEVE	EA	2
		PAOEZ	4730-00-207-0001	MS30176-1	00006	NUT,TUBE COUPLING	EA	2
31	8	XBOEZ		13310E3104	97403	ELBOW,PIPE TO TUBE PRIMER SOLENOID VALVE TO PRIMER TUBE	EA	1
31	9	PAOEZ	2800-00-071-5423	13310E3100	97403	VALVE AND COIL ASSEMBLY PRIMER	EA	1



TS 6115-449-20P/31

Figure 31. Starting aid assembly.

(1) ILLUS		(2)	(3)	(4)	(5)	(6)	(7)	(8)
(a)	(b)		NATIONAL STOCK NUMBER	PART NUMBER	FSCM	DESCRIPTION	Usable On Code	U/M
FIG NO.	ITEM NO.	SMR CODE						QTY INC IN UNIT
32	1	PAOZZ	4730-00-908-6294	MS35842-16	98906	CLAMP,HOSE FUEL FILLER HOSE		EA 2
32	2	XBOZZ		4168	24161	HOSE,RUBBER FUEL FILLER 6 IN REQUIRED		EA 1
32	3	PAOZZ	5305-00-036-6906	13214E3290-50	97403	SCREW,ASSEMBLED WASHER FUEL FILLER MTG, NO. 10-24 THD SIZE,1/2 IN. LG		EA 4
32	4	XBOZZ		13214E3258	97403	FILLER ASSEMBLY,FUEL		EA 1
32	5	PAOZZ	2910-00-141-9758	MS35645-1	98906	CAP ASSEMBLY FILLER		EA 1
32	6	XBOZZ	2910-00-752-9138	MS90906-1	98906	SLEEVE,EXTENSION		EA 1
32	7	XBOZZ		AAL2274	78225	GUIDE,EXTENSION		EA 1
32	8	PAOZZ	5310-00-052-3632	13214E3291-3	97403	NUT,ASSEMBLED WASHER AUXILIARY FUEL LINE CAP CHAIN MTG, NO. 10-24 THD SIZE		EA 1
32	9	XBOZZ	5305-00-984-6210	MS35206-263	98906	SCREW,MACHINE AUXILIARY FUEL LINE CAP CHAIN MTG, NO. 10-24 THD SIZE,1/2 IN. LG		EA 1
32	10	PAOZZ	5310-00-167-0834	AN960-10L	89044	WASHER,FLAT AUXILIARY FUEL LINE CAP CHAIN MTG, NO. 10 SCREW SIZE		EA 1
32	11	PAOZZ	4730-00-135-6345	13208E9192-2	97403	CAP,TUBE AUXILIARY FUEL CONNECTION		EA 1
32	12	XBOZZ		C7924X5	79470	NUT,LOCK AUXILIARY FUEL HOSE CONNECTING ELBOW, 1/2-20 THD SIZE		EA 2
32	13	PAOZZ	4720-00-411-5621	MS28741-5-0070	98906	HOSE ASSEMBLY AUXILIARY FUEL CONTROL VALVE TO ELBOW,1/4 IN.		EA 1
32	14	PAOZZ	4730-00-620-6904	2021-4-5S	01276	CONNECTOR,PIPE TO TUBE AUXILIARY FUEL HOSE TO CONTROL, VALVE, ONE END MALE,1/4 NPT,OTHER END MALE,5/16 IN. TUBE, 1/2-20 THD SIZE		EA 1
32	15	PAOZZ	4730-00-121-0138	C5405X5X4	79470	ELBOW,PIPE TO TUBE AUXILIARY FUEL CONTROL VALVE, ONE END MALE,1/4 NPT,OTHER END MALE,5/16 IN. TUBE, 1/2-20 THD SIZE		EA 2
32	16	XBOZZ	5310-00-761-6862	MS51967-2	98906	NUT,PLAIN,HEXAGON AUXILIARY FUEL CONTROL VALVE MTG, 1/4-20 THD SIZE		EA 2
32	17	PAOZZ	5310-00-582-5965	MS35339-44	98906	WASHER,LOCK AUXILIARY FUEL CONTROL VALVE MTG, 1/4 IN. SCREW SIZE		EA 4
32	18	PAOZZ	5305-00-088-0502	MS90725-6	98906	SCREW,CAP,HEXAGON HEAD AUXILIARY FUEL CONTROL VALVE MTG, 1/4-20 THD SIZE,3/4 IN. LG		EA 2
32	19	PAOZZ	4820-00-930-6624	13211E6750	97403	VALVE,PLUG AUXILIARY FUEL CONTROL,SWAY		EA 1
32	20	XBOZZ		C5625X5	79470	ELBOW,TUBE,AUXILIARY FUEL HOSE CONNECTING,FIREWALL TYPE 5/16 IN. TUBE,1/2-10 THD SIZE		EA 1
32	28	XBOZZ		MS20604B4T3	98906	RIVET,TUBULAR AUXILIARY FUEL VALVE INSTRUCTION PLATE MTG, 0.125 IN. DIA,0.296 IN. LG		EA 4
32	29	XBOZZ		13216E3357	97403	PLATE,INSTRUCTION AUXILIARY FUEL CONTROL VALVE		EA 1
32	30	XBOZZ	5340-00-171-2588	13216E3186	97403	CLEVIS,LIFTING GENERATOR SET		EA 1

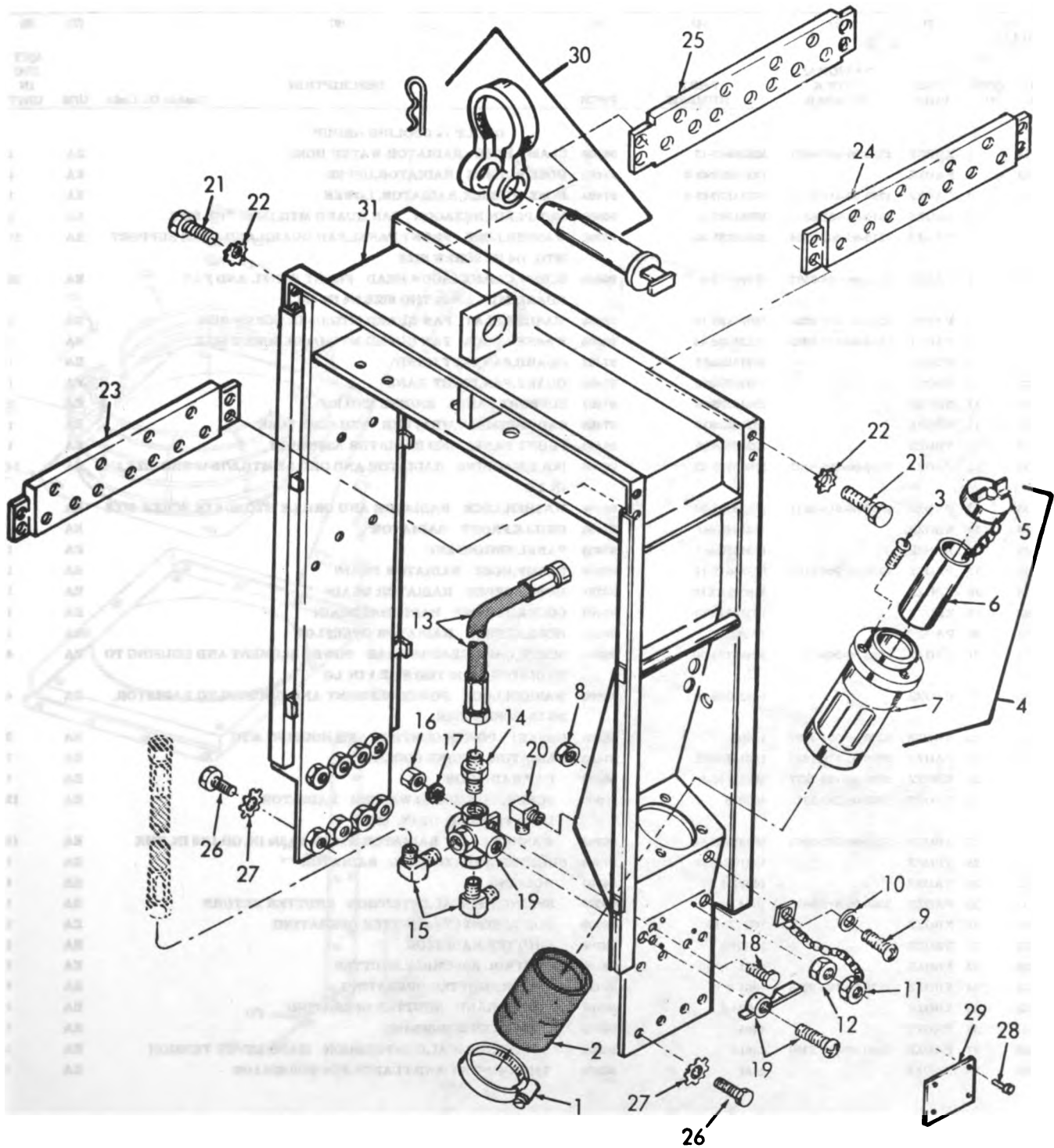


Figure 32. Center support and related components

TS 6115-449-20P/32

(1) ILLUS		(2)	(3)	(4)	(5)	(6)	(7)	(8)
(a)	(b)		NATIONAL STOCK NUMBER	PART NUMBER	FSCM	DESCRIPTION	Usable On Code	U/M
FIG NO.	ITEM NO.	SMR CODE						QTY INC IN UNIT
GROUP 14 COOLING GROUP								
33	1	XBOZZ	4730-00-909-9827	MS35542-13	99906	CLAMP,HOSE RADIATOR WATER HOSE		EA 4
33	2	PAOZZ		13214E3242-2	97403	HOSE,RUBBER RADIATOR,UPPER		EA 1
33	3	PAOZZ	4730-00-412-5771	13214E3242-3	97403	HOSE, RUBBER RADIATOR, LOWER		EA 1
33	4	XBOZZ	5310-00-761-8882	MS61967-2	00000	NUT,PLAIN,HEXAGON FAN GUARD MTG,1/4-20 THD SIZE		EA 2
33	5	PAOZZ	5310-00-909-0786	MS35335-33	00000	WASHER,LOCK FRONT PANEL,FAN GUARD AND DOOR SUPPORT MTG, 1/4 IN. SCREW SIZE		EA 21
33	6	PAOZZ	5305-00-988-0602	MS99725-6	99906	SCREW,CAP,HEXAGON HEAD FRONT PANEL AND FAN GUARD MTG, 1/4-20 THD SIZE,3/4 IN. LG		EA 26
33	7	PAOZZ	5310-00-909-4056	MS27163-10	00000	WASHER,FLAT FAN GUARD MTG,1/4 IN. SCREW SIZE		EA 4
33	8	PAOZZ	5310-00-582-5985	MS35338-44	99906	WASHER,LOCK FAN GUARD MTG,1/4 IN. SCREW SIZE		EA 4
33	9	XBOZZ		13216E0951	97403	GUARD,FAN,LEFT HAND		EA 1
33	10	XBOZZ		13216E0956	97403	GUARD,FAN,RIGHT HAND		EA 1
33	11	XBOZZ		13216E0919	97403	SUPPORT,PANEL ENGINE END,RH		EA 1
33	12	XBOZZ		13216E0916	97403	CAP ASSEMBLY,WEATHER EXHAUST TUBE		EA 1
33		XBOZZ		13216E0906	97403	FRONT PANEL AND RADIATOR ASSEMBLY		EA 1
33	13	PAOZZ	5306-00-225-8497	MS99725-32	99906	BOLT,MACHINE RADIATOR AND GRILLE MTG,5/16-18 THD SIZE,3/4 IN. LG		EA 14
33	14	PAOZZ	5310-00-514-0674	MS35335-34	99906	WASHER,LOCK RADIATOR AND GRILLE MTG,5/16 IN. SCREW SIZE		EA 14
33	15	XBOZZ		13216E0948	97403	GRILLE,FRONT RADIATOR		EA 1
33	16	XBOZZ		13216E0941	97403	PANEL,ENGINE END		EA 1
33	17	PAOZZ	4730-00-906-3194	MS35542-11	99906	CLAMP,HOSE RADIATOR DRAIN		EA 1
33	18	XBOZZ		4407-5-8X12	24161	HOSE,RUBBER RADIATOR DRAIN		EA 1
33	19	XBOZZ		13216E0979	97403	COCK,SHUT-OFF RADIATOR DRAIN		EA 1
33	20	PAOZZ		72-2055	30654	HOSE,RUBBER RADIATOR OVERFLOW		EA 1
33	21	PAOZZ	5305-00-269-3211	MS99725-60	99906	SCREW,CAP,HEXAGON HEAD POWER ELEMENT AND HOUSING TO RADIATOR,3/8-16 THD SIZE,1 IN. LG		EA 4
33	22	PAOZZ		MS35338-46	99906	WASHER,LOCK POWER ELEMENT AND HOUSING TO RADIATOR, 3/8 IN. SCREW SIZE		EA 4
33	23	XBOZZ	5330-00-251-4062	14803	96300	GASKET POWER CONTROL AND HOUSING MTG		EA 2
33	24	PAOZF	2930-00-118-1223	13216E0931	97403	RADIATOR, ENGINE COOLING		EA 1
33	25	XBOZZ	2930-00-720-2677	MS35540-1	96300	CAP,RADIATOR		EA 1
33	26	PAOZZ	5305-00-285-5275	453019	00000	SCREW,ASSEMBLED WASHER RADIATOR, 1/4-20 THD SIZE, 1/2 IN. LG		EA 12
33	27	XBOZZ	5310-00-582-5965	MS35338-44	99906	WASHER,FLAT RADIATOR,5/16 IN. ID,3/4 IN. OD,1/16 IN. THK		EA 12
33	28	XBOZZ		13216E0932	97403	SHUTTER AND CONTROL RADIATOR		EA 1
33	29	XAOZZ		14801-4	96300	HOUSING		EA 1
33	30	PAOZZ	5360-00-812-8893	1054	96300	SPRING,HELICAL,EXTENSION SHUTTER RETURN		EA 1
33	31	XBOZZ		1G17704	96300	ROD ASSEMBLY SHUTTER OPERATING		EA 1
33	32	XBOZZ		1G1770	96300	SHUTTER,RADIATOR		EA 1
33	33	XBOZZ		4481	96300	CONTROL ASSEMBLY,SHUTTER		EA 1
33	34	XBOZZ	2930-00-192-9266	1054-2	96300	LEVER,SHUTTER OPERATING		EA 1
33	35	XBOZZ		24904-2	96300	LEVER,HAND SHUTTER OPERATING		EA 1
33	36	XAOZZ		4485	96300	SHAFT,FSN 2930-065-1923		EA 1
33	37	PAOZZ	5360-00-343-3396	13616	96300	SPRING,HELICAL,COMPRESSION HAND LEVER TENSION		EA 1
33	38	XAOZZ		4482	96300	THERMOSTAT AND FLANGE,FSN 2930-004-1185		EA 1

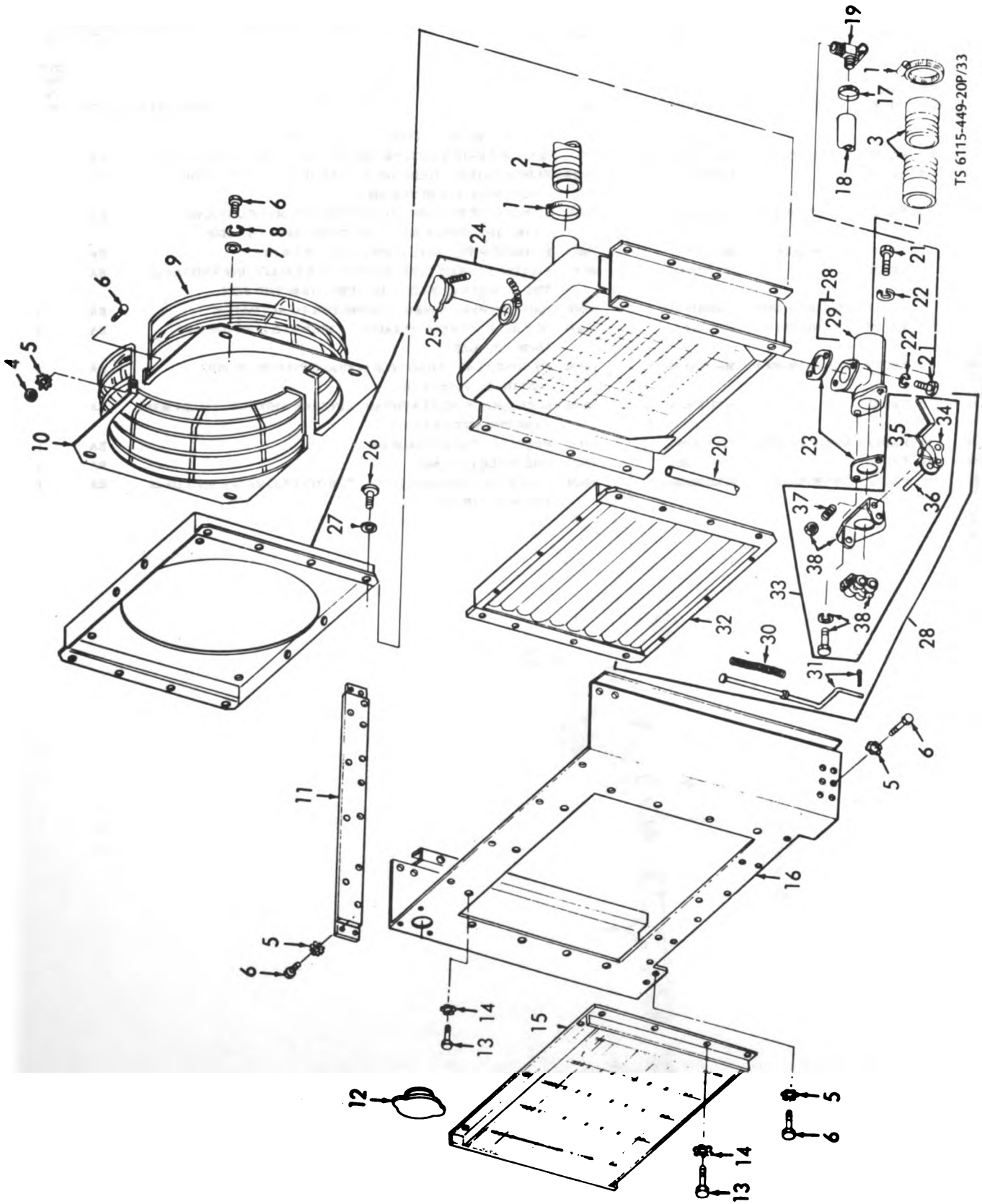
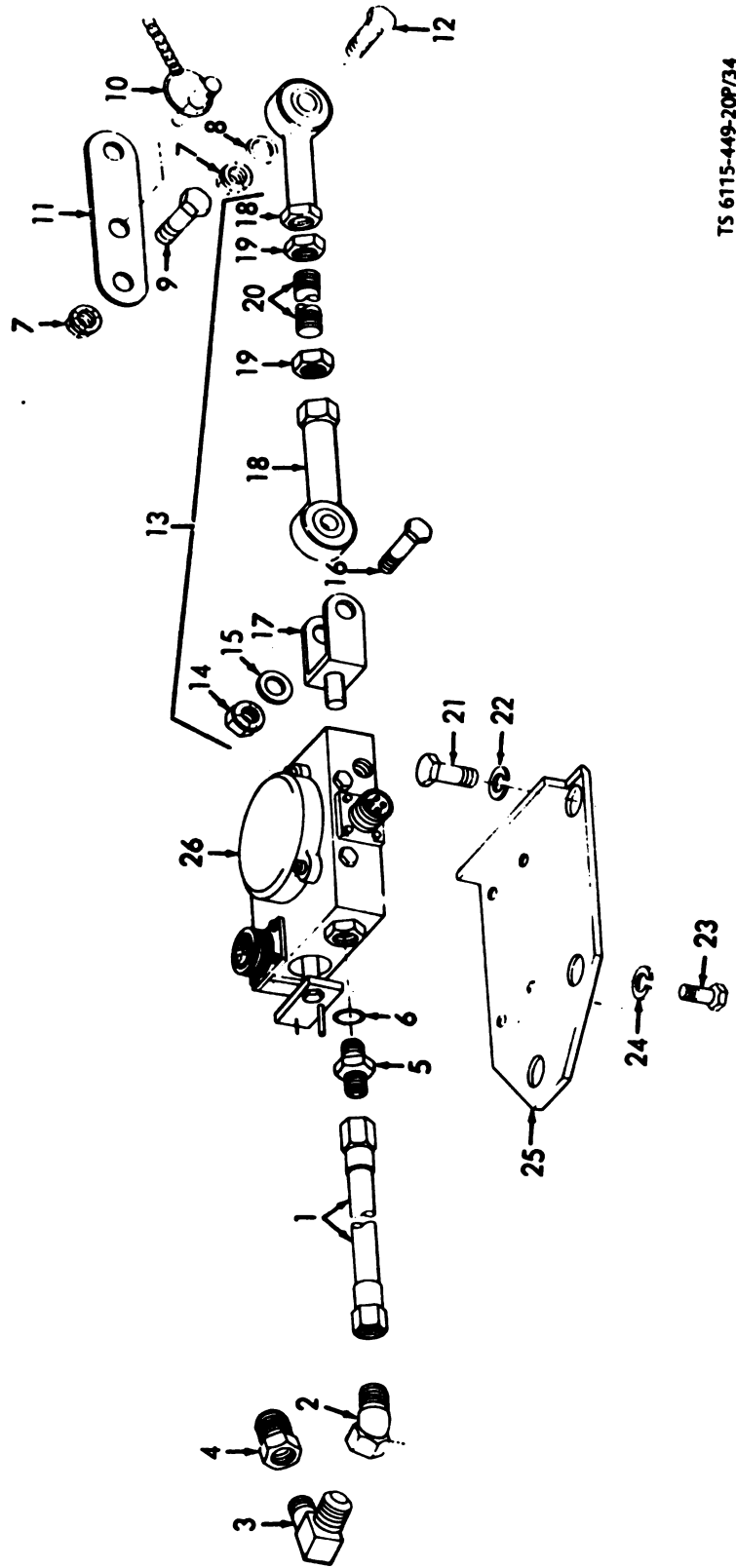


Figure 22. Shutter and reflector

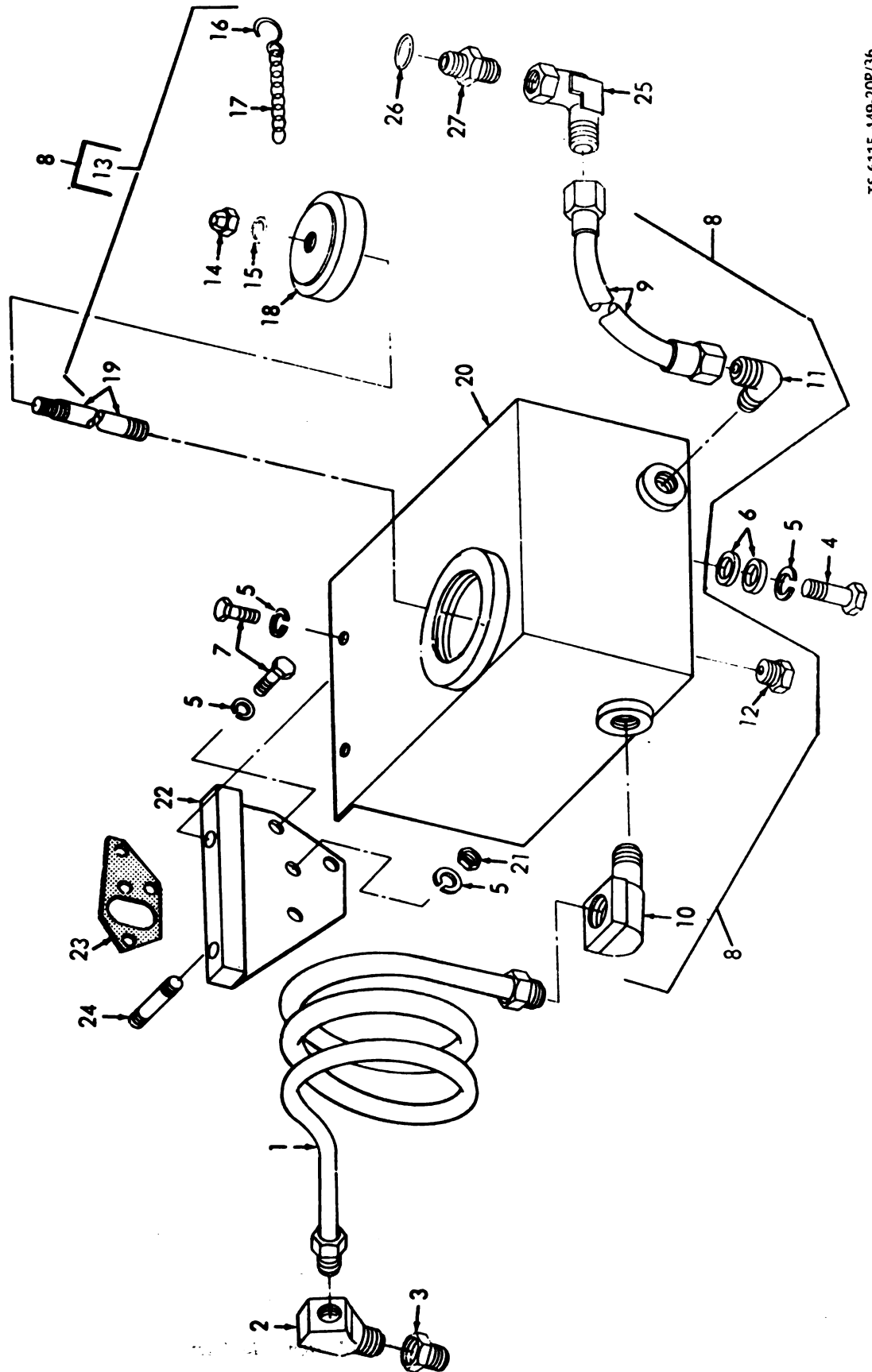
(1) ILLUS		(2)	(3)	(4)	(5)	(6)	(7)	(8)	
(a)	(b)		NATIONAL STOCK NUMBER	PART NUMBER	FSCM	DESCRIPTION	Usable On Code	U/M	QTY INC IN UNIT
FIG NO.	ITEM NO.	SMR CODE							
GROUP 15 HYDRAULIC ACTUATOR									
34	1	PAOZZ	4720-00-461-1731	MS28741-4-0244	98906	HOSE ASSEMBLY,RUBBER HYDRAULIC PUMP TO ACTUATOR		EA	1
34	2	XBOZZ		C5605X5	79470	ELBOW,SWIVEL HYDRAULIC TANK HOSE TO ACTUATOR, 1/4 IN. TUBE, 7/16-20 THD SIZE		EA	1
34	3	PAOZZ	4730-00-781-4997	C5405X4X4	79470	ELBOW,PIPE TO TUBE ACTUATOR LINE,MALE,ONE END, 1/4 IN. NPT, OTHER END,1/4 IN. TUBE,7/16-20 THD SIZE		EA	1
34	4	PAOZZ	4730-00-302-6491	3220X6X4	79470	BUSHING,PIPE ACTUATOR LINE,1/4 X 3/8 NPT		EA	1
34	5	XBOZZ		MS38321G4	98906	FITTING,FLARED ACTUATOR TO HOSE,MALE,ONE END,7/16-20 THD SIZE,OTHER END,1/4 IN. TUBE,7/16-20 THD SIZE		EA	1
34	6	PAOZZ	5330-00-348-3836	MS28613-012	98906	PACKING,PREFORMED CONNECTOR TO ACTUATOR		EA	1
34	7	PAOZZ	5310-00-807-1468	MS21042-4	98906	NUT,SELF-LOCKING,HEXAGON THROTTLE LINKAGE MTG, 1/4-28 THD SIZE		EA	3
34	8	XBOZZ	5310-00-060-0004	MS27183-14	98906	WASHER,FLAT THROTTLE LINKAGE TO FUEL PUMP, 13/32 IN. ID, 21/32 IN. OD		EA	1
34	9	XBOZZ		MS35376-79	98906	SCREW,MACHINE,FLATHEAD LINKAGE AND PULL CHAIN MTG, 1/4-28 THD SIZE,1/2 IN. LG		EA	1
34	10	PAOZZ	5340-00-157-9798	13216E8084	97403	PIN,PULL THROTTLE STOP		EA	1
34	11	XBOZZ		13216E8093	97403	THROTTLE LINKAGE		EA	1
34	12	PAOZZ	5306-00-590-7863	MS35306-306	98906	SCREW,CAP,HEXAGON HEAD THROTTLE LINKAGE MTG,1/4-28 THD SIZE 1 IN. LG		EA	1



TS 6115-449-20P/34

Figure 34. Hydraulic actuator and throttle linkage

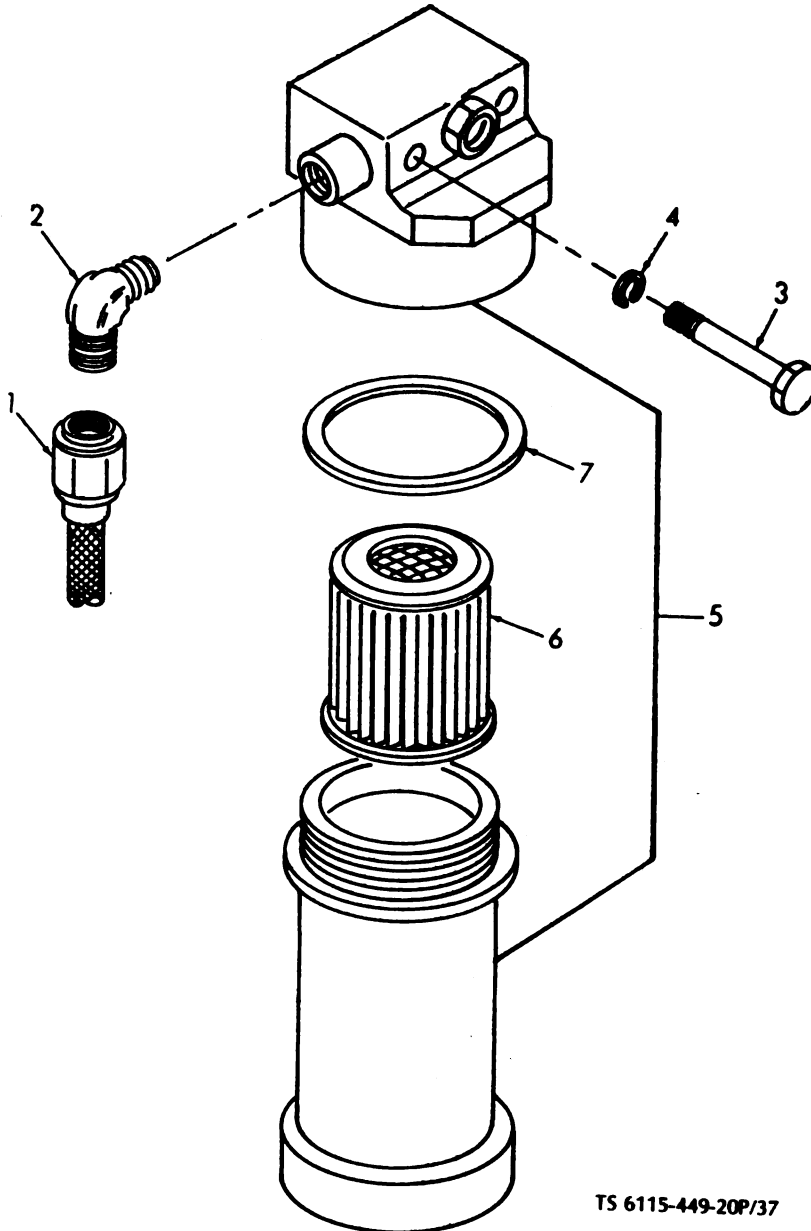
(1) ILLUS		(2)	(3)	(4)	(5)	(6)	(7)	(8)	
(a) FIG NO.	(b) ITEM NO.	SMR CODE	NATIONAL STOCK NUMBER	PART NUMBER	FSCM	DESCRIPTION	Usable On Code	U/M	QTY INC IN UNIT
GROUP 16 HYDRAULIC TANK AND FILTER									
38	1	XBOZZ		13216E0065	97403	TUBE ASSEMBLY HYDRAULIC PUMP TO TANK		EA	1
38	2	XBOZZ		352X10	79479	ELBOW,PIPE TO TUBE ONE END MALE,1/2 NPT,OTHER END, FEMALE 5/8 IN. TUBE,7/8-16 THD SIZE		EA	1
38	3	XBOZZ		3300X6X5	79470	CONNECTOR,PIPE HYDRAULIC PUMP TO ELBOW,MALE END,3/8 NPT THD SIZE,FEMALE END,1/2 NPT		EA	1
38	4	PAOZZ	5305-00-200-3213	MS90725-63	90006	SCREW,CAP,HEXAGON HEAD HYDRAULIC TANK MTG, 3/8-16 THD SIZE, 1 1/4 IN. LG		EA	1
38	5	PAOZZ		MS35338-46	90006	WASHER,LOCK HYDRAULIC TANK AND BRACKET MTG,3/8 IN. SCREW SIZE		EA	7
38	6	XBOZZ		14098A	28285	SPACER HYDRAULIC TANK TO FILTER BRACKET,3/8 IN. ID,3/4 IN. OD, 3/16 IN. THK		EA	2
38	7	PAOZZ	5305-00-200-3213	MS90725-61	90006	SCREW,CAP,HEXAGON HEAD HYDRAULIC TANK AND BRACKET MTG, 3/8-16 THD SIZE,3/4 IN. LG		EA	4
38	8	XBOZZ		13216E0067	97403	TANK ASSEMBLY,HYDRAULIC		EA	1
38	9	PAOZZ	4730-00-492-4225	MS26741-5-0124	90006	HOSE ASSEMBLY,RUBBER HYDRAULIC TANK TO ACTUATOR		EA	1
38	10	XBOZZ		402X10	79470	ELBOW,PIPE TO TUBE HYDRAULIC SUPPLY TUBE,ONE END MALE, 1/2 NPT,OTHER END FEMALE,5/8 IN. TUBE,7/8-16 THD SIZE		EA	1
38	11	PAOZZ	4730-00-121-0138	C5405X5X4	79470	ELBOW,PIPE TO TUBE MALE ONE END,1/4 NPT, OTHER END, 5/16 IN. TUBE,1/2-20 THD SIZE		EA	1
38	12	PAOZZ	4730-00-012-7951	3152X4	79470	PLUG,PIPE HYDRAULIC TANK DRAIN,1/4 NPT,HEXAGON HEAD		EA	1
38	13	PAOZZ	0600-00-152-2189	13216E0069	97403	CAP ASSEMBLY HYDRAULIC TANK		EA	1
38	14	XBOZZ		MS20365-1032	90006	NUT,SELF-LOCKING,HEXAGON CHAIN MTG,NO. 10-32 THD SIZE		EA	1
38	15	PAOZZ	5310-00-800-6546	MS27183-5	90006	WASHER,FLAT CHAIN,NO. 10 SCREW SIZE		EA	1
38	16	PAOZZ	4030-00-270-5436	MS97006-3	90006	HOOK,CHAIN		EA	1
38	17	XBOZZ		MS17311-1	90006	CHAIN		FT	V
38	18	XBOZZ		13216E0069	97403	CAP,FILLER		EA	1
38	19	XBOZZ		13216E0063	97403	STICK,DIP		EA	1
38	20	PAOZZ	2910-00-152-2189	13216E0063	97403	TANK,HYDRAULIC		EA	1
38	21	XBOZZ		MS35000-622	90006	NUT,PLAIN,HEXAGON HYDRAULIC TANK BRACKET MTG, 3/8-24 THD SIZE		EA	2
38	22	XBOZZ		13216E0069	97403	BRACKET HYDRAULIC TANK MTG		EA	1
38	23	XBOZZ		255561A	28625	GASKET HYDRAULIC TANK BRACKET MOUNTING		EA	1
38	24	XBOZZ		MS15006	90006	STUD,PLAIN HYDRAULIC TANK BRACKET MTG,ONE END,3/8-16 THD SIZE,OTHER END,3/8-24 THD SIZE,1 1/4 IN. O/A LG		EA	2
38	25	XBOZZ		C5535X5	79470	ELBOW 5/16 IN. TUBE,1/2-20 THD SIZE		EA	1
38	26	PAOZZ	5300-00-245-3838	MS29513-013	90006	PACKING, PREFORMED		EA	1
38	27	XBOZZ		MS39321G4	90006	ADAPTER,PIPE TO TUBE HYDRAULIC ELBOW TO ACTUATOR, MALE ONE END,1/2-20,OTHER END, 5/16 IN. TUBE, 1/2-20 THD SIZE		EA	1



TS 6115-449-20P/36

Figure 36. Hydraulic tank

(1) ILLUS		(2)	(3)	(4)	(5)	(6)	(7)	(8)	
(a) FIG NO.	(b) ITEM NO.	SMR CODE	NATIONAL STOCK NUMBER	PART NUMBER	FSCM	DESCRIPTION	Usable On Code	U/M	
								QTY INC EN UNIT	
37	1	PAOZZ	4730-00-096-8349	MS28741-4-0164	00006	HOSE ASSEMBLY HYDRAULIC FILTER		EA	1
37	2	XBOZZ	4730-00-815-0271	6C00XS	45081	ELBOW		EA	2
37	3	PAOZZ	5305-00-071-2237	MS99725-14	90006	SCREW,CAP,HEXAGON HEAD FILTER MTG		EA	2
37	4	PAOZZ	5319-00-582-5965	MS35338-44	00006	WASHER,LOCK FILTER MTG		EA	2
37	5	PAOZZ	1650-00-288-0008	MS28730-6	00006	FILTER,HYDRAULIC		EA	1
37	6	PAOZZ	4330-00-643-2000	AN6235-2A	80044	ELEMENT,FILTER		EA	1
37	7	PAOZZ	5330-00-171-0649	MS28775-223	00006	PACKING,PREFORMED		EA	1



TS 6115-449-20P/37

Figure 37. Hydraulic filter

(1) ELUS		(2)	(3)	(4)	(5)	(6)	(7)	(8)	
(a) FIG NO.	(b) ITEM NO.	SMR CODE	NATIONAL STOCK NUMBER	PART NUMBER	FCM	DESCRIPTION	Usable On Code	U/M	QTY INC IN UNIT
GROUP 17 ENGINE ASSEMBLY									
30	1	KDCK		8361	26473	BELT,V ALTERNATOR AND FAN DRIVE,1/2 IN. W,56 1/4 IN. LG		EA	1
30	2	PAOK	5310-00-000-7744	M261907-5	00000	NUT,PLAIN,HEXAGON ALTERNATOR ADJUSTING STRAP, THD SIZE		EA	1
30	3	KDCK		13216E0000	97403	L.MACHINE ALTERNATOR ADJUSTING STRAP,5/16-18 THD SIZE, 1 1/4 IN. LG		EA	1
30	4	PAOK	5310-00-074-0023	M235330-140	00000	WASHER,LOCK ALTERNATOR ADJUSTING STRAP, 5/16 IN. SCREW SIZE		EA	1
30	5	PAOK	5310-00-061-4210	M2327103-13	00000	WASHER,FLAT ALTERNATOR ADJUSTING STRAP, 5/16 IN. SCREW SIZE		EA	1
30	6	KDCK		13216E0000	97403	BRACKET ALTERNATOR ADJUSTING		EA	1
30	7	PAOK	5308-00-726-4107	M2300726-114	00000	SCREW,CAP,HEXAGON HEAD ALTERNATOR MTG,1/2-20 THD SIZE, 1 3/4 IN. LG		EA	1
30	8	PAOK		M235330-40	00000	WASHER,LOCK ALTERNATOR MTG,1/2 IN. SCREW SIZE		EA	1
30	9	PAOK	5308-00-300-3214	M2300726-04	00000	SCREW,CAP,HEXAGON HEAD ALTERNATOR BRACKET MTG, 3/8-16 THD SIZE,1 1/2 IN. LG		EA	1
30	10	PAOK		M235330-40	00000	WASHER,LOCK ALTERNATOR BRACKET MTG,3/8 IN. SCREW SIZE		EA	2
30	11	PAOK	5308-00-703-0400	M2300726-05	00000	SCREW,CAP,HEXAGON HEAD ALTERNATOR BRACKET MTG, 3/8-16 THD SIZE,3 IN. LG		EA	1
30	12	KDCK		13216E0004	97403	BRACKET ALTERNATOR MTG		EA	1
30	13	PAOK	2000-00-110-1223	13216E3175-3	97403	ALTERNATOR BATTERY CHARGING		EA	1
30	14	PAOK	2000-00-121-0007	00061007	04713	FUSE ALTERNATOR,40 AMP,25V		EA	1

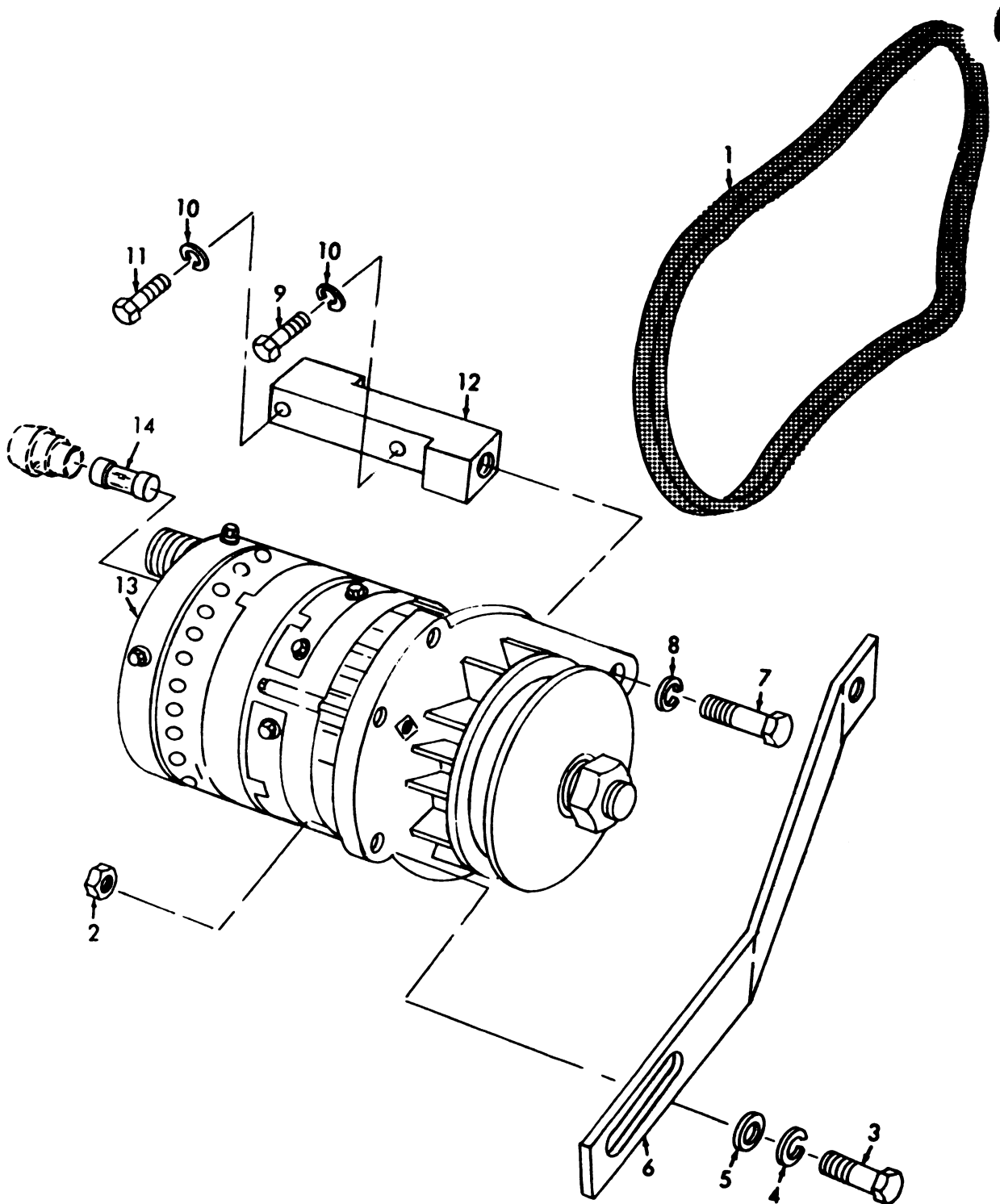
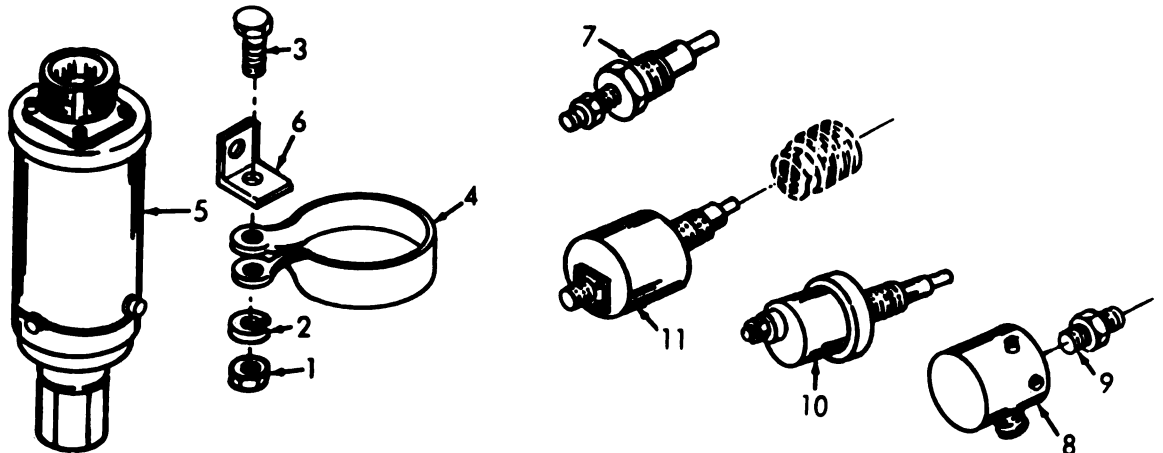


Figure 38. Alternator and drive belt

TS 6115-449-20P/38

(1) ILLU		(2)	(3)	(4)	(5)	(6)	(7)	(8)	
(a) FIG NO.	(b) ITEM NO.	SER CODE	NATIONAL STOCK NUMBER	PART NUMBER	FCM	DESCRIPTION	Usable On Code	U/M	
40	1	PAOEX	5310-00-723-0550	M551907-5	90000	NUT,PLAIN,HEXAGON OVERSPEED SWITCH CLAMP, 3/8-16 THD SIZE		EA	1
40	2	PAOEX		M235330-08	90000	WASHER,LOCK OVERSPEED SWITCH CLAMP,3/8 IN. SCREW SIZE		EA	1
40	3	PAOEX	5305-00-297-0020	122104	12204	SCREW,CAP,HEXAGON HEAD OVERSPEED SWITCH CLAMP, 3/8-16 THD SIZE,3/8 IN. LG		EA	1
40	4	XBOEX		12210E3017	97403	CLAMP OVERSPEED SWITCH		EA	1
40	5	PAOEX	2000-00-187-0020	12210E3000	97403	SWITCH,OVERSPEED		EA	1
40	6	XBOEX		12010E3007	97403	BRACKET, OVERSPEED SWITCH		EA	1
40	7	PAOEX	0000-00-119-0003	12210E3177	97403	TRANSMITTER,ENGINE TEMPERATURE		EA	1
40	8	PAOEX	5000-00-003-0044	12014E3106	97403	SWITCH,PRESSURE OIL		EA	1
40	9	XBOEX		3226X3	70470	NIPPLE,PIPE,HEXAGON OIL PRESSURE SWITCH MTG,1/8-27 THD SIZE, MALE,BRASS		EA	1
40	10	XBOEX		12210E3072	97403	TRANSMITTER,PRESSURE OIL		EA	1
40	11	PAOEX	0000-00-170-0003	12214E3106-3	97403	ENGINE SWITCH,TEMPERATURE		EA	1



TS 6115-449-20P/40

Figure 40. Switches and transmitters

(1) ILLUS	(2)	(3)	(4)	(5)	(6)	(7)	(8)
(a) FIG NO.	(b) ITEM NO.	SMR CODE	NATIONAL STOCK NUMBER	PART NUMBER	FSCM	DESCRIPTION	Usable On Code U/M UNTT
41	1	XBOZZ		MS28741-16-0100	97403	HOSE ASSEMBLY OIL DRAIN	EA 1
41	2	PAOZZ	4730-00-133-3256	13216E3364	97403	ADAPTER,STRAIGHT,PIPE TO TUBE OIL DRAIN,MALE ONE END, 3/4-14 THD SIZE,OTHER END,3/4 IN. TUBE,1 5/16-13 THD SIZE	EA 2
41	3	XBOZZ	4830-00-482-3614	13216E3330-2	97403	VALVE,SHUT-OFF OIL DRAIN	EA 1
41	4	XBOZZ		3-4FFB	30327	NIPPLE,PIPE,HEXAGON OIL DRAIN,3/4-14 THD SIZE,MALE,BRASS	EA 1
41	5	PAOZZ	4730-00-951-1928	13216E3305	97403	ELBOW,PIPE,STREET OIL DRAIN,3/4 NPT	EA 1
41	6	XBOZZ	5310-00-913-8881	MS61971-3	90906	NUT,PLAIN,HEXAGON GROUND LUG,3/8-16 THD SIZE	EA 1
41	7	PAOZZ	5310-00-973-8786	MS36338-142	90906	WASHER,LOCK GROUND LUG,7/16 IN. SCREW SIZE	EA 1
41	8	PAOZZ	5305-00-289-3211	MS90735-09	90906	SCREW,CAP,HEXAGON HEAD GROUND LUG, 3/8-16 THD SIZE, 1 IN. LG	EA 1
41	9	XBOZZ	5975-00-230-9899	13216E3092	97403	LUG,GROUND	EA 1

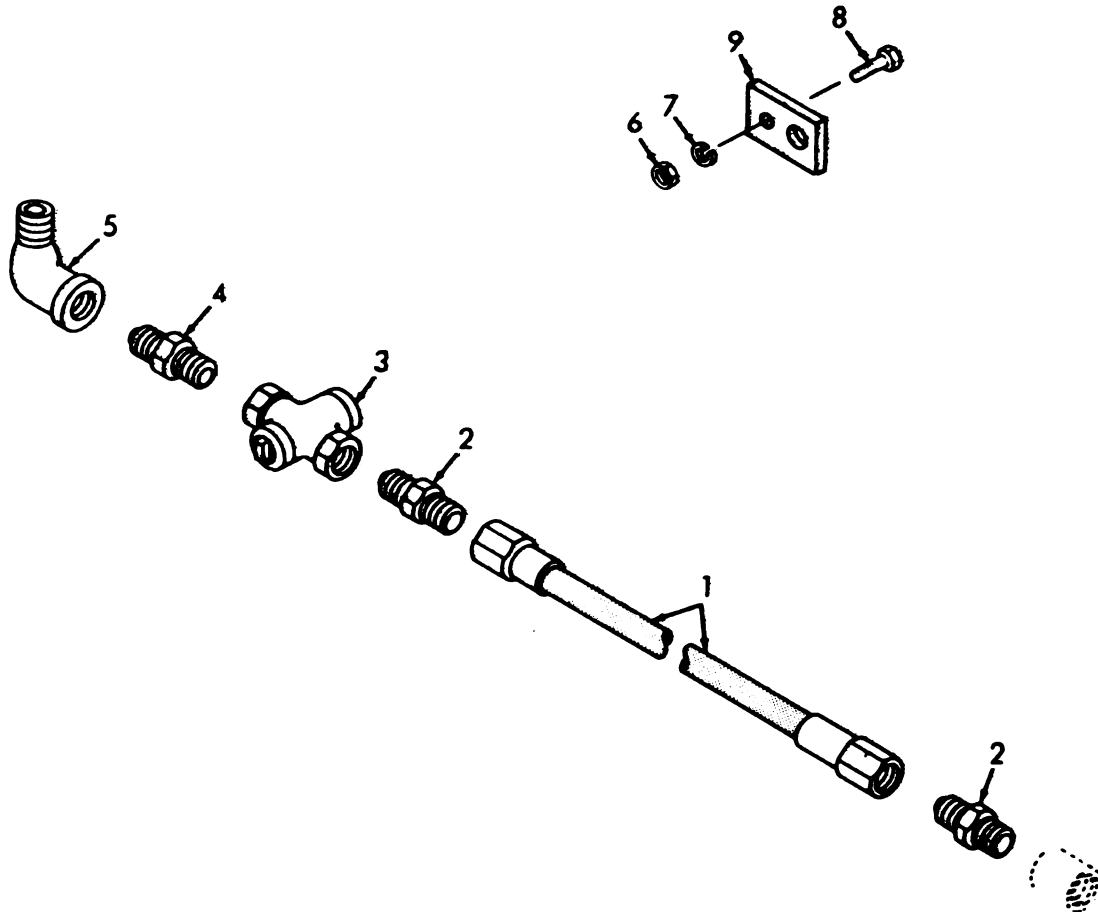
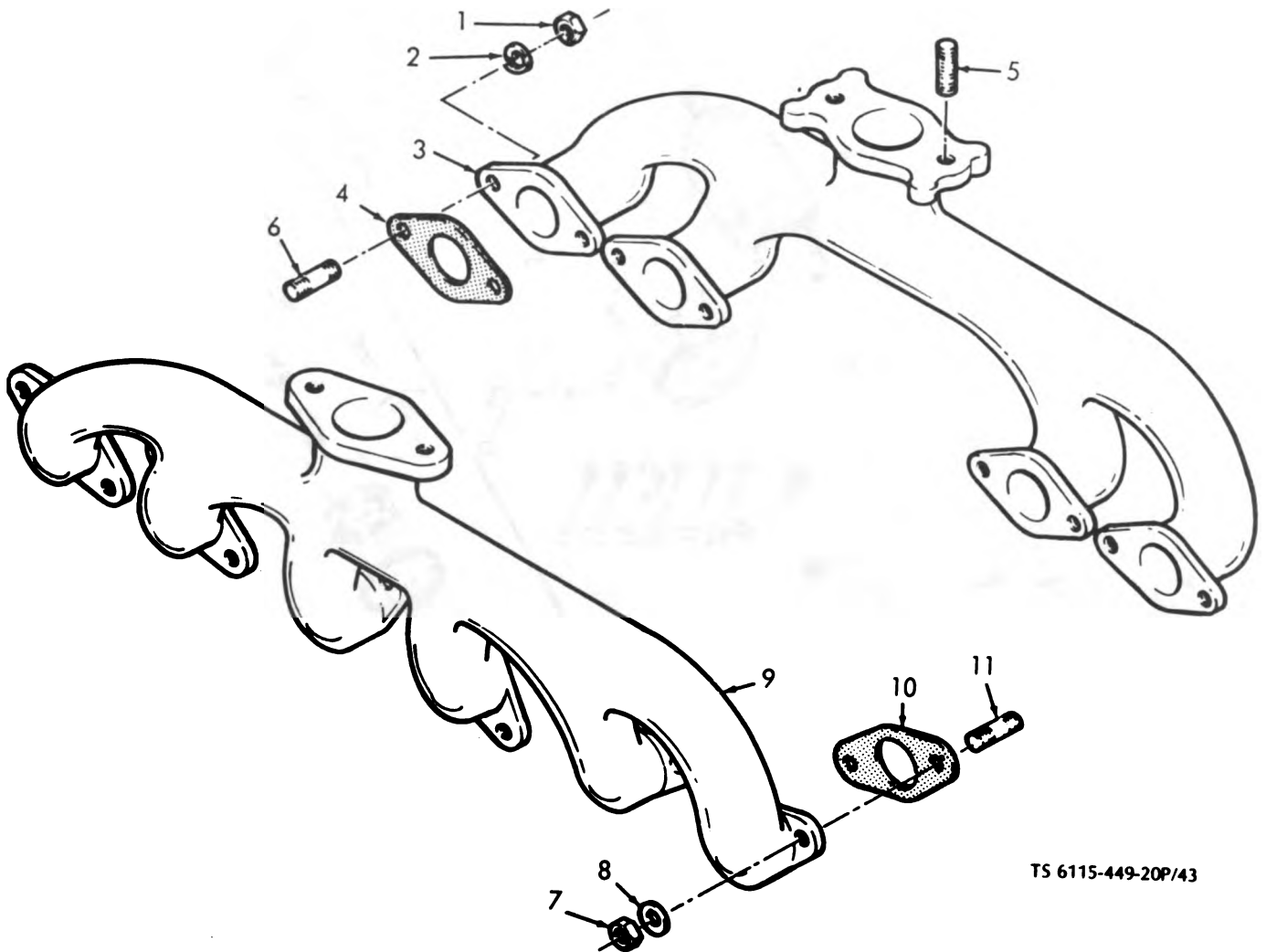


Figure 41. Oil drain

TS 6115-449-20P/41

(1) ILLUS	(2)	(3)	(4)	(5)	(6)	(7)	(8)	
FIG NO.	ITEM NO.	SMR CODE	NATIONAL STOCK NUMBER	PART NUMBER	FSCM	DESCRIPTION	Usable On Code U/M	QTY INC IN UNIT
43	1	XBOZZ		MS36090-022	99999	NUT,PLAIN,HEXAGON INTAKE MANIFOLD MTG,3/8-24 THD SIZE	EA	8
43	2	PAOZZ	5310-00-543-5101	MS36330-27	99999	WASHER,LOCK MANIFOLD MTG,3/8 IN. SCREW SIZE	EA	8
43	3	XBOZZ		200679D	28265	MANIFOLD AIR INTAKE	EA	1
43	4	PAOZZ		97A	28265	GASKET PART OF KIT P/N 291908AS	EA	1
43	5	XBOZZ	5307-00-005-0227	13114A	28265	STUD,PLAIN AIR CLEANER MTG,ONE END,1/2-13 THD SIZE,OTHER END,1/2-20 THD SIZE,2 1/16 IN. LG	EA	2
43	6	XBOZZ		11082A	28265	STUD MANIFOLD MTG	EA	8
43	7	XBOZZ		13123A	28265	NUT,PLAIN,HEXAGON MANIFOLD MTG,7/16-20 THD SIZE	EA	12
43	8	XBOZZ		2306A	28265	WASHER,SPECIAL EXHAUST MANIFOLD,1 IN. OD,15/32 IN. ID,5/32 IN. THICK	EA	12
43	9	XBOZZ		200330D	28265	MANIFOLD,EXHAUST	EA	1
43	10	PAOZZ	5305-00-171-7034	70036A	28265	GASKET,MANIFOLD EXHAUST PART OF KIT P/N 291908AS	EA	6
43	11	PAOZZ	5307-00-005-0227	13114A	28265	STUD,PLAIN MANIFOLD MTG,7/16-14 THD SIZE,1 5/8 IN. LG	EA	12



TS 6115-449-20P/43

Figure 43. Manifolds

(1) ILLUS		(2)	(3)	(4)	(5)	(6)	(7)	(8)
(a) FIG NO.	(b) ITEM NO.	SMR CODE	NATIONAL STOCK NUMBER	PART NUMBER	FSCM	DESCRIPTION	Usable On Code	QTY INC IN UNIT
45	1	XBOZZ	5310-00-084-0751	MS36000-022	90000	NUT,PLAIN,HEXAGON SWITCH LEAD MTG,NO. 6-32 THD SIZE	EA	1
45	2	XBOZZ		MS36330-22	90000	WASHER,LOCK SWITCH LEAD MTG,NO. 6 SCREW SIZE	EA	1
45	3	PAOZZ		MS36330-221	90000	NUT, PLAIN, HEXAGON	EA	3
45	4	PAOZZ	5310-00-373-0073	9431435	10704	WASHER,LOCK LEAD ATTACHING,3/8 IN. SCREW SIZE	EA	2
45	5	XBOZZ	5306-01-014-0250	201753A	20205	SCREW,CAP,HEXAGON HEAD STARTER MTG,5/8-11 THD SIZE,1 3/8 IN. LG	EA	3
45	6	PAOZZ		201500A	20205	WASHER,LOCK STARTER MTG,3/8 IN. SCREW SIZE	EA	3
45		PAOZZ	2020-00-073-0043	1113100	10704	STARTER,ENGINE,ELECTRIC	EA	1
45	10	PAOZZ	5306-00-338-0376	1017004	10704	BOLT,EXTERNALLY RELIEVED BODY SWITCH MTG,1/4-20 THD SIZE, 1/2 IN. LG	EA	4
45	20	PAOZZ	2020-00-004-0040	1118005	10704	RELAY SOLENOID,ENGINE STARTER	EA	1

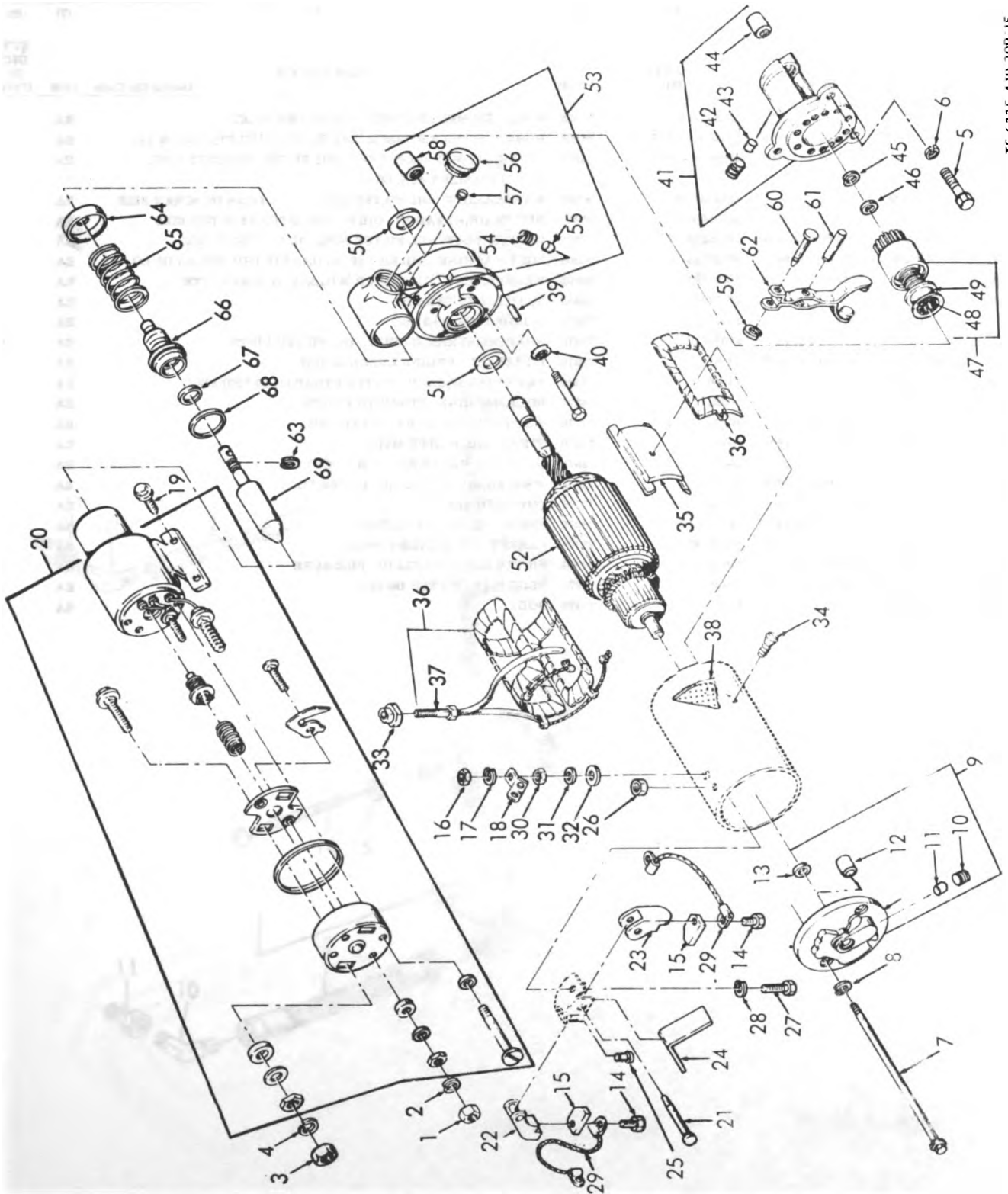


Figure 45. Starter

(1) ILLUS		(2)	(3)	(4)	(5)	(6)	(7)	(8)
(a)	(b)		NATIONAL STOCK NUMBER	PART NUMBER	FSCM	DESCRIPTION	Usable On Code	U/E
FIG NO.	ITEM NO.	SMR CODE						QTY INC IN UNIT
46	1	XBOZZ		MS28741-8-142	98906	HOSE ASSEMBLY,RUBBER OIL FILTER INLET		EA 1
46	2	PAOZZ	4720-00-802-8156	MS28741-8-0170	98906	HOSE ASSEMBLY,RUBBER OIL FILTER OUTLET,11 1/4 IN. LG		EA 1
46	3	PAOZZ	5305-00-724-5906	MS90725-156	98906	SCREW,CAP,HEXAGON HEAD OIL FILTER BRACKET MTG, 5/8 . . THD SIZE,3/4 IN. LG		EA 2
46	4	XBOZZ		MS35338-31	98906	WASHER,LOCK OIL FILTER BRACKET MTG,5/16 IN. SCREW SIZE		EA 2
46	5	XBOZZ		MS35890-502	98906	NUT,PLAIN,HEXAGON OIL FILTER MTG,5/16-18 THD SIZE		EA 4
46	6	PAOZZ	5310-00-012-0214	MS35338-26	98906	WASHER,LOCK OIL FILTER MTG,5/16 IN. SCREW SIZE		EA 4
46	7	PAOZZ	5306-00-225-8497	MS90725-32	98906	BOLT,MACHINE OIL FILTER MTG,5/16-18 THD SIZE,3/4 IN. LG		EA 4
46	8	PAOZZ	5310-00-061-4219	MS27183-12	98906	WASHER,FLAT OIL FILTER MTG,5/16 IN. SCREW SIZE		EA 4
46	9	XBOZZ		290777C	28265	BRACKET,FILTER,OIL		EA 1
46	10	PAOZZ	4730-00-555-1764	5822X8	79470	ELBOW, PIPE TO TUBE		EA 4
46	11	PAOZZ	4730-00-013-7409	200X8	79470	ADAPTER,STRAIGHT,PIPE OIL FILTER LINES		EA 2
46	12	XBOZZ	2940-00-720-4959	2468	73370	FILTER,OIL ENGINE LUBRICATION		EA 1
46	13	XBOZZ		13446	73370	NUT,PLAIN,SQUARE FILTER STRAP,1/4-20 THD SIZE		EA 1
46	14	XBOZZ		10092	73370	BOLT,MACHINE STRAP TO FILTER		EA 1
46	15	PAOZZ	5310-00-274-8715	10124	73370	WASHER,LOCK STRAP TO FILTER		EA 1
46	16	XBOZZ	2910-00-368-1909	10768	73370	STRAP OIL FILTER MTG		EA 1
46	17	XBOZZ		2563	73370	BOLT AND VALVE ASSEMBLY COVER		EA 1
46	18	PAOZZ	5310-00-297-2275	101979	73370	WASHER,NONMETALLIC COVER BOLT		EA 1
46	19	XBOZZ	2520-00-771-5276	103326	73370	COVER,FILTER		EA 1
46	20	XBOZZ	4330-00-724-1463	118940	73370	SPRING ASSEMBLY,FILTER		EA 1
46	21	PAOZZ	5330-00-171-7032	MS35347-1	98906	GASKET OIL FILTER COVER		EA 1
46	22	XBOZZ	2940-00-580-6304	MS35802-2	98906	FILTER ELEMENT,FLUID PRESSURE		EA 1
46	23	PAOZZ	4730-00-287-3281	10428	73370	PLUG,PIPE FILTER DRAIN		EA 1
46	24	XAOZZ		8715	73370	BODY		EA 1

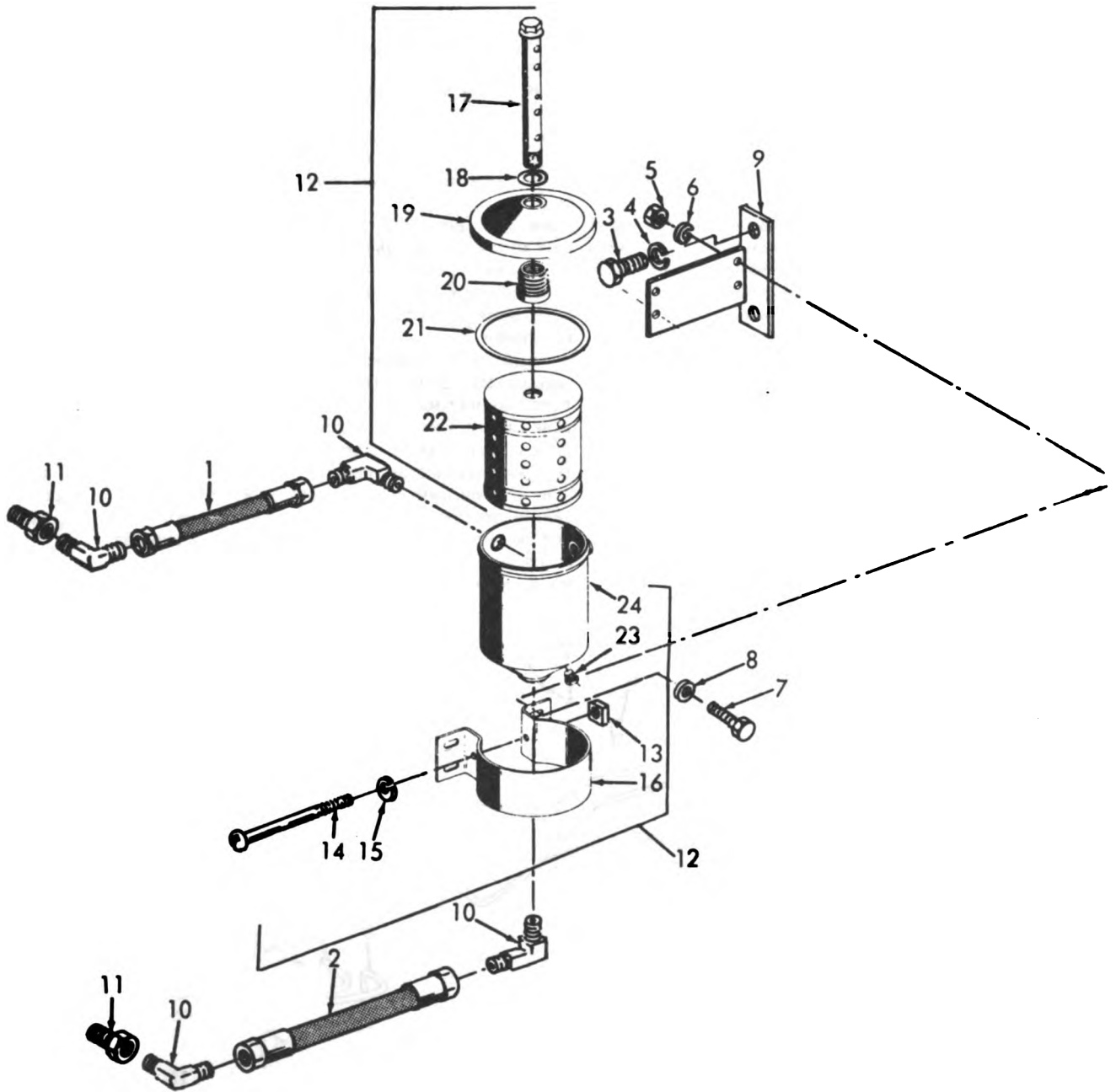
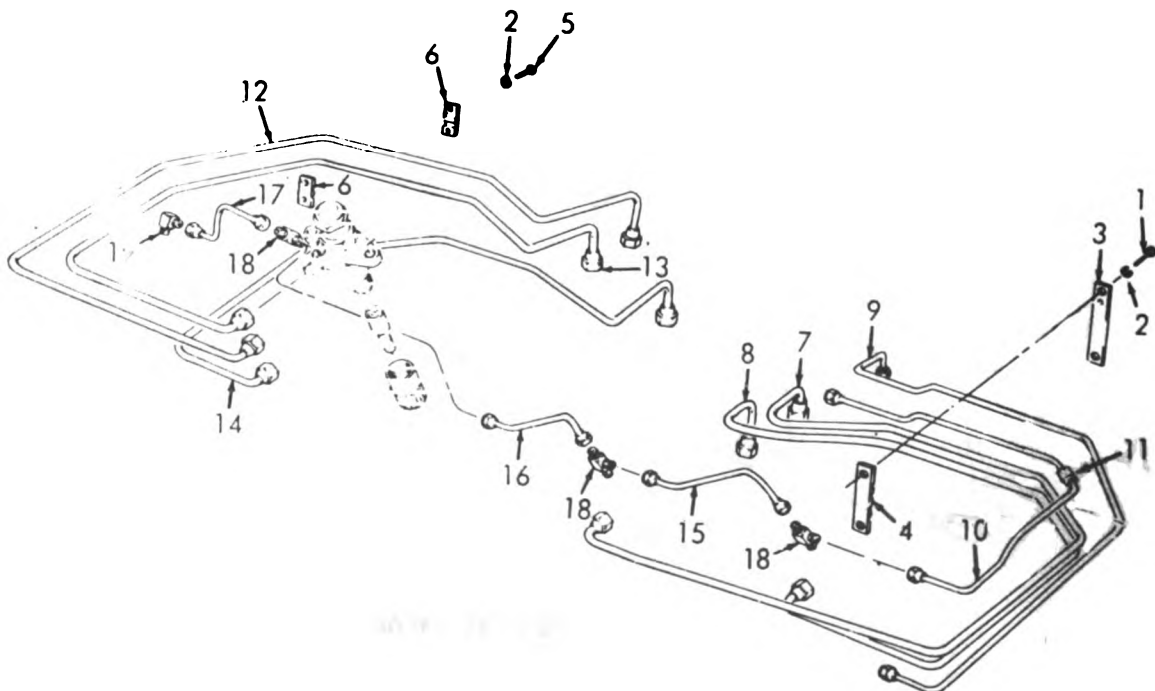


Figure 46. Oil filter

TS 6115-449-20P/43

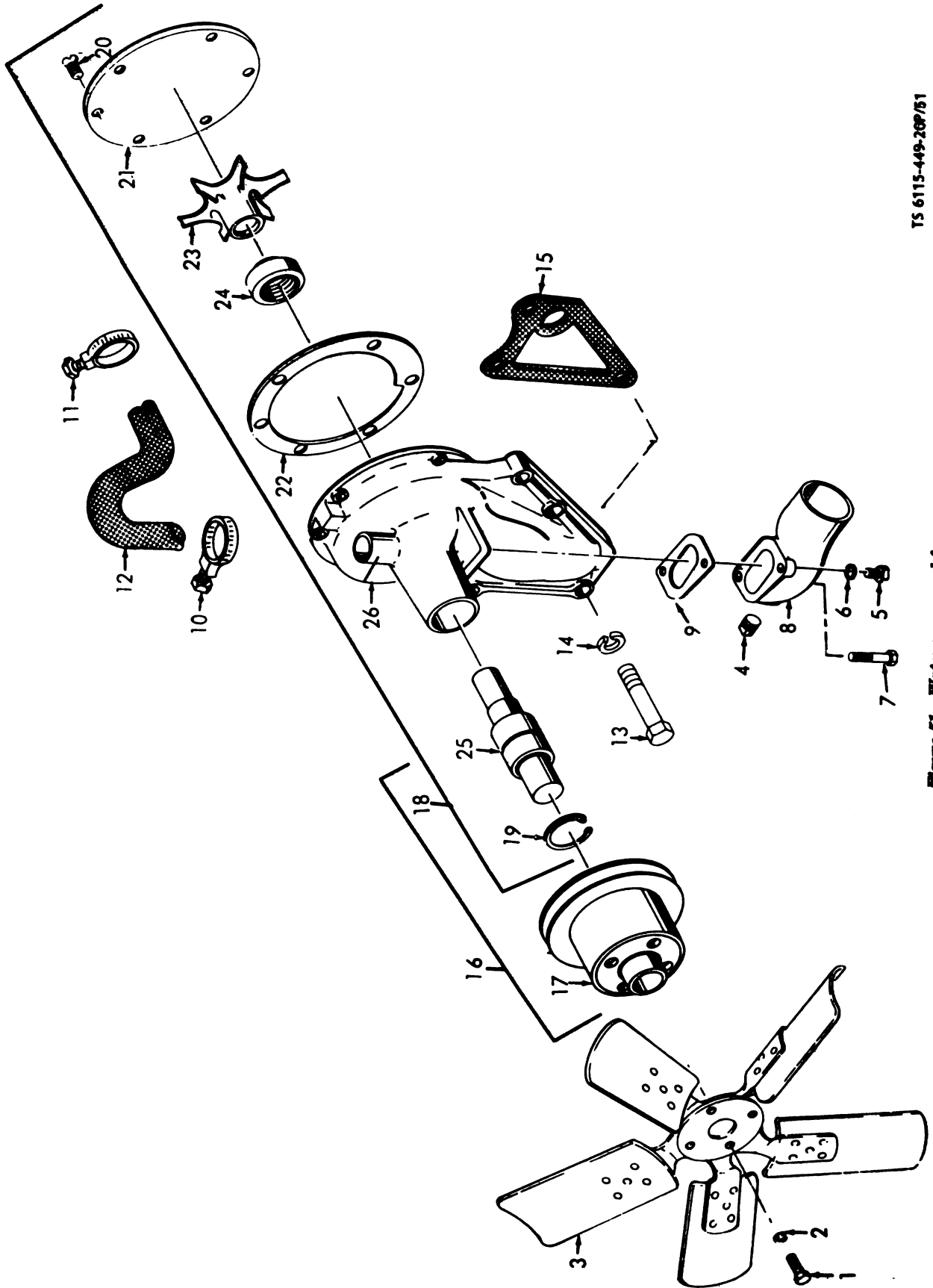
(1) ILLUS		(2)	(3)	(4)	(5)	(6)	(7)	(8)
FIG NO.	ITEM NO	SMR CODE	NATIONAL STOCK NUMBER	PART NUMBER	FSCM	DESCRIPTION	Usable On Code	QTY INC IN UNIT
47	1	PAOZZ	5305-00-066-0602	MS90725-6	99906	SCREW,CAP,HEXAGON HEAD FUEL LINE BRACKET,1/4-20 THD SIZE, 3/4 IN. LG	EA	4
47	2	PAOZZ	5310-00-582-5965	MS35338-25	99906	WASHER,LOCK FUEL LINE BRACKET AND CLAMP, 1/4 IN. SCREW SIZE	EA	8
47	3	XBOZZ		203997A	28265	BRACKET,CLAMP FUEL LINE	EA	1
47	4	XBOZZ	5340-00-384-1485	68133A	28265	STRAP,RETAINING FUEL LINE,REAR	EA	1
47	5	XBOZZ		689A	28265	SCREW,CAP,HEXAGON HEAD FUEL LINE CLAMP,1/4-20 THD SIZE, 5/8 IN. LG	EA	4
47	7	ZZ		293886A	28265	CLAMP,LINE FUEL	EA	2
47	8	ZZ	293886-00-061-540	293536AS	28265	LINE ASSEMBLY,FUEL INJECTOR,NO. 3	EA	1
47	9	ZZ	0-839 C	293535AS	28265	LINE ASSEMBLY,FUEL INJECTOR,NO. 3	EA	1
47	9	PAOZZ	0-461-519	293534AS	28265	LINE ASSEMBLY,FUEL INJECTOR,NO. 1	EA	1
47	10	XBOZZ		293532AS	28265	TUBE ASSEMBLY,METAL LEAKOFF,NO. 1,CYLINDER TO FUEL PUMP	EA	1
47	11	PAOZZ	5365-00-973-7803	293886A	28265	GROMMET,TUBE LEAKOFF TUBE	EA	1
47	12	PAOZZ	2910-00-061-5397	293537AS	28265	LINE ASSEMBLY,FUEL INJECTOR,NO. 4	EA	1
47	13	PAOZZ	4710-00-061-5416	293538AS	28265	TUBE ASSEMBLY,METAL INJECTOR,NO. 5	EA	1
47	14	PAOZZ	4710-00-061-5418	293539AS	28265	TUBE ASSEMBLY,METAL INJECTOR,NO. 6	EA	1
47	15	PAOZZ	4710-00-061-0057	290577AS	28265	TUBE ASSEMBLY,METAL LEAKOFF,NO. 5 AND NO. 3	EA	2
47	16	XBOZZ		290516AS	28265	TUBE ASSEMBLY,METAL LEAKOFF,NO. 4	EA	1
47	17	XBOZZ		290515AS	28265	TUBE ASSEMBLY,METAL BLEED OFF,NO. 6 AND NO. 3	EA	2
47	18	PAOZZ	4730-00-063-9672	51X3	79470	TEE,PIPE TO TUBE LEAKOFF LINES,MALE,FIRST END 1/8 NPT, SECOND AND THIRD ENDS,3/16 IN. TUBE,3/8-24 THD SIZE	EA	8
47	19	PAOZZ	4730-00-972-1830	49X3	79470	ELBOW,PIPE TO TUBE LEAKOFF TUBE TO NO. 6 INJECTOR, MALE, ONE END,1/8 NPT,OTHER END,3/16 IN. TUBE,3/8-24 THD SIZE	EA	1



TS 6115-449-20P/47

Figure 47. Fuel injector lines

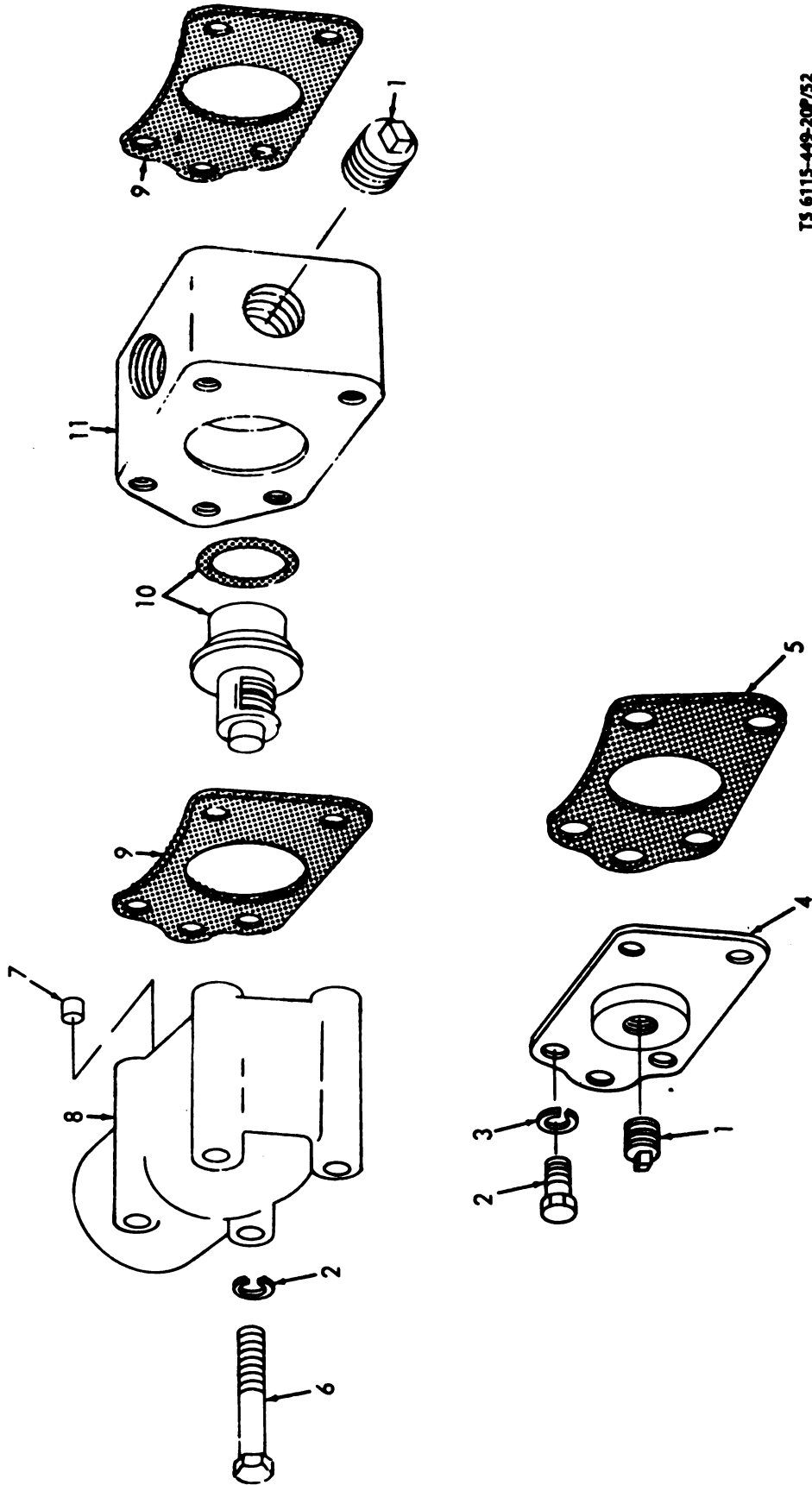
(1) ILLUS		(2)	(3)	(4)	(5)	(6)	(7)	(8)	
(a) FIG NO.	(b) ITEM NO.	SME CODE	NATIONAL STOCK NUMBER	PART NUMBER	FSCM	DESCRIPTION	Usable On Code	U/M	QTY INC IN UNIT
51	1	PAOEZ	5305-01-014-0283	2388A	28205	SCREW,FAN BLADE 5/16-18 THD SIZE,7/8 IN. LG		EA	4
51	2	PAOEZ	5310-00-010-3230	615A	28205	WASHER,LOCK FAN BLADE MTG,5/16 IN. SCREW SIZE		EA	4
51	3	PAOEZ	2800-00-120-3000	265300D	28205	FAN		EA	1
51	4	XBOEZ		C3179X4	79470	PLUG,PIPE WATER INLET PIPE,1/4 NPT,SQUARE HEAD		EA	1
51	5	PAOEZ	5305-00-225-0504	M200725-00	28205	BOLT,MACHINE WATER INLET PIPE MTG,5/16-18 THD SIZE,2 IN. LG		EA	1
51	6	PAOEZ	5310-00-012-0214	M236320-20	00000	WASHER,LOCK WATER INLET PIPE MTG,5/16 IN. SCREW SIZE		EA	2
51	7	PAOEZ	5305-00-702-0220	204296A	28205	SCREW,MACHINE WATER INLET PIPE MTG,5/16-18 THD SIZE,2 3/8 IN. LG		EA	1
51	8	XBOEZ		208710C	28205	PIPE,RADIATOR INLET		EA	1
51	9	PAOEZ	5330-00-070-3017	265305A	28205	GASKET INLET 10) PART OF KIT P/N 265300CS		EA	1
51	10	XBOEZ	4730-00-104-7710	208305	28205	CLAMP,HOSE BY-PASS		EA	1
51	11	XBOEZ		208301B	28205	CLAMP,HOSE BY-PASS		E	1
51	12	XBOEZ		208702B	28205	HOSE,BY-PASS WATER PUMP		EA	1
51	13	PAOEZ		204420A	28205	SCREW,CAP,HEXAGON HEAD WATER PUMP MTG,7/16-14 1/8 THD SIZE, 2 1/8 IN. LG		EA	2
51	14	XBOEZ		M236320-20	00000	WASHER,LOCK WATER PUMP MTG,7/16 IN. SCREW SIZE		EA	2
51	15	PAOEZ	5330-00-040-0445	265305A	28205	GASKET WATER PUMP MTG 20-070-3010) PART OF KIT P/N 265300CS		EA	1
51	16	XBOEZ		208304DG	28205	PUMP ASSEMBLY,WATER		EA	1
51	9	PAOEZ	2800-00-070-3010	265300CS	28205	ASSEMBLY,SHAFT AND BEARING WATER PUMP		EA	1
51	9					GASKET		EA	1
51	15					GASKET		EA	1



TS 6115-449-20P/51

Figure 51. Water pump and fan

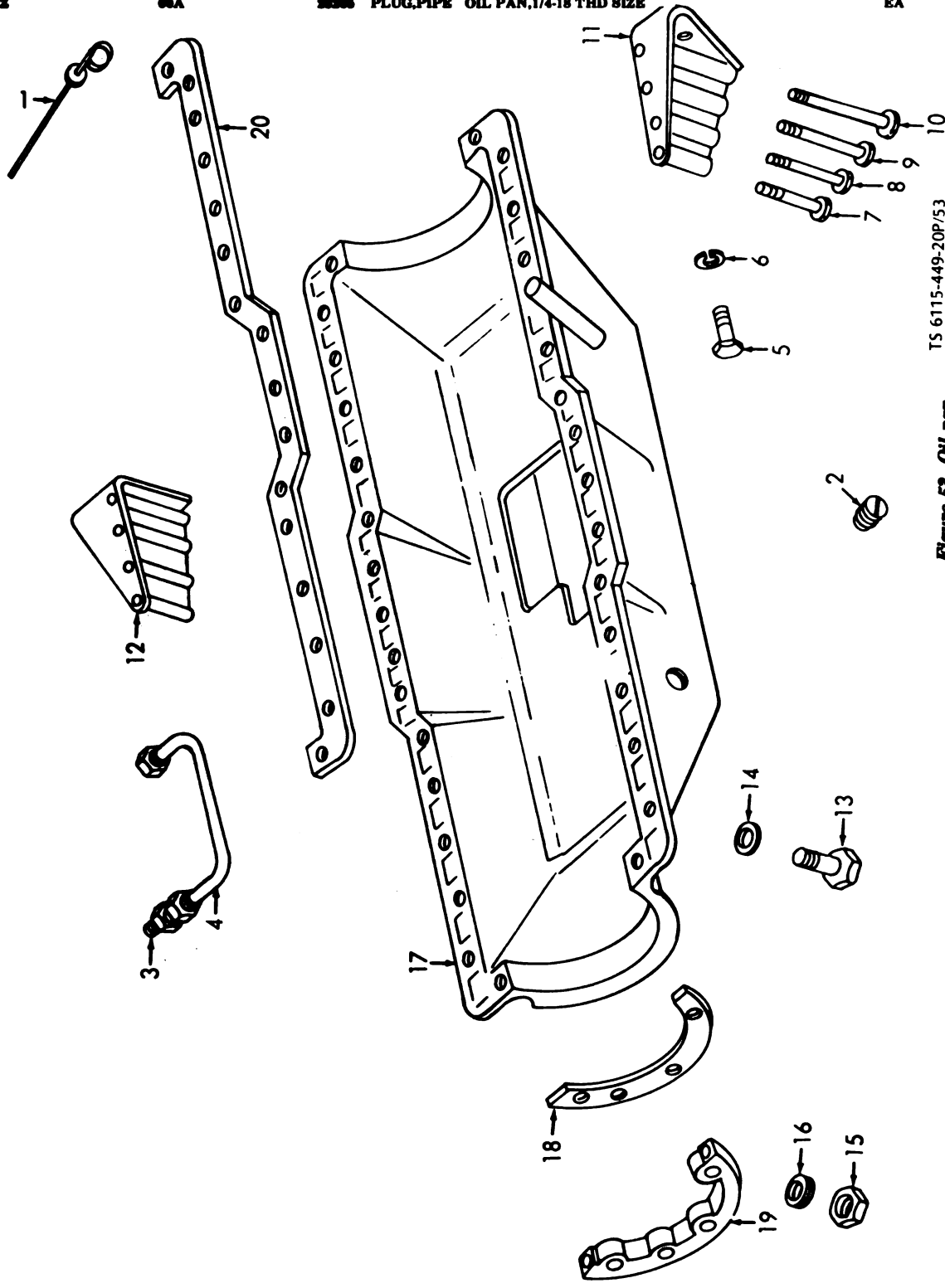
(1) ILLU		(2)	(3)	(4)	(5)	(6)	(7)	(8)	
(a)	(b)		NATIONAL STOCK NUMBER	PART NUMBER	FSCM	DESCRIPTION	Usable On Code	U/M	QTY INC IN UNIT
FIG NO.	ITEM NO.	SER CODE							
08	1	PAOEZ	4730-00-978-3413	4312A	28305	PLUG,PIPE THERMOSTAT SPACER AND COVER,1/2-14 THD SIZE		EA	3
08	2	PAOEZ	5330-00-978-3816	MS90735-60	90006	SCREW,CAP,HEXAGON HEAD WATER OPENING COVER,3/8-16 THD SIZE, 7/8 IN. LG		EA	4
08	6	PAOEZ	5310-00-643-6101	MS36330-37	90006	WASHER,LOCK THERMOSTAT HOUSING AND OPENING COVER MTG, 3/8 IN. SCREW SIZE		EA	8
08	4	XBOEZ		287706A	28305	COVER,WATER OUTLET		EA	1
08	5	PAOEZ	2880-00-978-3814	287701A	28305	GASKET COVER PART OF KIT P/N 291968AS		EA	1
08	8	PAOEZ	5305-00-702-4338	MS90735-75	90006	SCREW,CAP,HEXAGON HEAD THERMOSTAT HOUSING MTG, 3/8-16 THD SIZE,4 1/4 IN. LG		EA	4
08	7	PAOEZ	5340-00-705-7097	288034A	28305	PLUG,CUP THERMOSTAT HOUSING,0.377 TO 0.384 IN. DIA,7/32 IN. H		EA	1
08	8	XBOEZ		287706C	28305	HOUSING,THERMOSTAT		EA	1
08	9	PAOEZ	5330-00-971-6697	287701A	28305	GASKET THERMOSTAT HOUSING PART OF KIT P/N 291968AS		EA	2
08	10	PAOEZ	6820-00-841-1883	MS36770-1	90006	THERMOSTAT,FLOW CONTROL		EA	1
08	11	XBOEZ		287752B	28305	SPACER,HOUSING,THERMOSTAT		EA	1



TS 6115-449-20P/52

Figure 52. Thermostat, water inlet and outlet covers

(1) ILLUS	(2)	(3)	(4)	(5)	(6)	(7)	(8)	
(a) FIG NO.	(b) ITEM NO.	SMR CODE	NATIONAL STOCK NUMBER	PART NUMBER	FSCM	DESCRIPTION	Uable On Code U/M	QTY INC IN UNIT
53	1	PA0EZ	2000-00-100-7058	2000000	29205	GAGE,BAYONET OIL LEVEL	EA	1
53	2	XBOEZ		00A	29205	PLUG,PIPE OIL PAN,1/4-18 THD SIZE	EA	1



TS 6115-449-20P/53

Figure 53 Oil pan

(1) ILLUS	(2)	(3)	(4)	(5)	(6)	(7)	(8)
(a)	(b)						QTY EPC IN UNIT
FIG NO.	ITEM NO.	SMR CODE	NATIONAL STOCK NUMBER	PART NUMBER	FSCM	DESCRIPTION	Usable On Code U/M
57	1	XBOZZ	A3482	74930		CAP,BREATHER CYLINDER HEAD COVER	EA 1
57	2	PAOZZ	5330-00-531-2587	301184A	28265	GASKET BREATHER	EA 2
57	3	PAOZZ	5310-00-703-8211	203045A	28265	NUT,SPECIAL VALVE COVER MTG,3/8-34 THD SIZE	EA 3
57	4	PAOZZ	5310-00-060-2241	4023A	28265	WASHER,FLAT COVER,3/8 IN. SCREW SIZE	EA 3
57	5	PAOZZ	5310-00-987-4365	206432A	28265	GASKET CYLINDER HEAD COVER SCREW	EA 3
57	6	XBOZZ	2815-00-085-5577	285303E	28265	COVER CYLINDER HEAD	EA 1
57	7	PAOZZ	5330-00-878-3823	285213C	28265	GASKET CYLINDER HEAD COVER PART OF KIT P/N 291988AS	EA 1
		PAOZZ	5330-00-863-3742	291988AS	28265	KIT,GASKET VALVE GRIND	EA 1
43	4					GASKET, MANIFOLD	EA 1
43	10					GASKET,MANIFOLD	EA 6
52	5					GASKET	EA 1
52	9					GASKET	EA 3
57	7					GASKET	EA 1

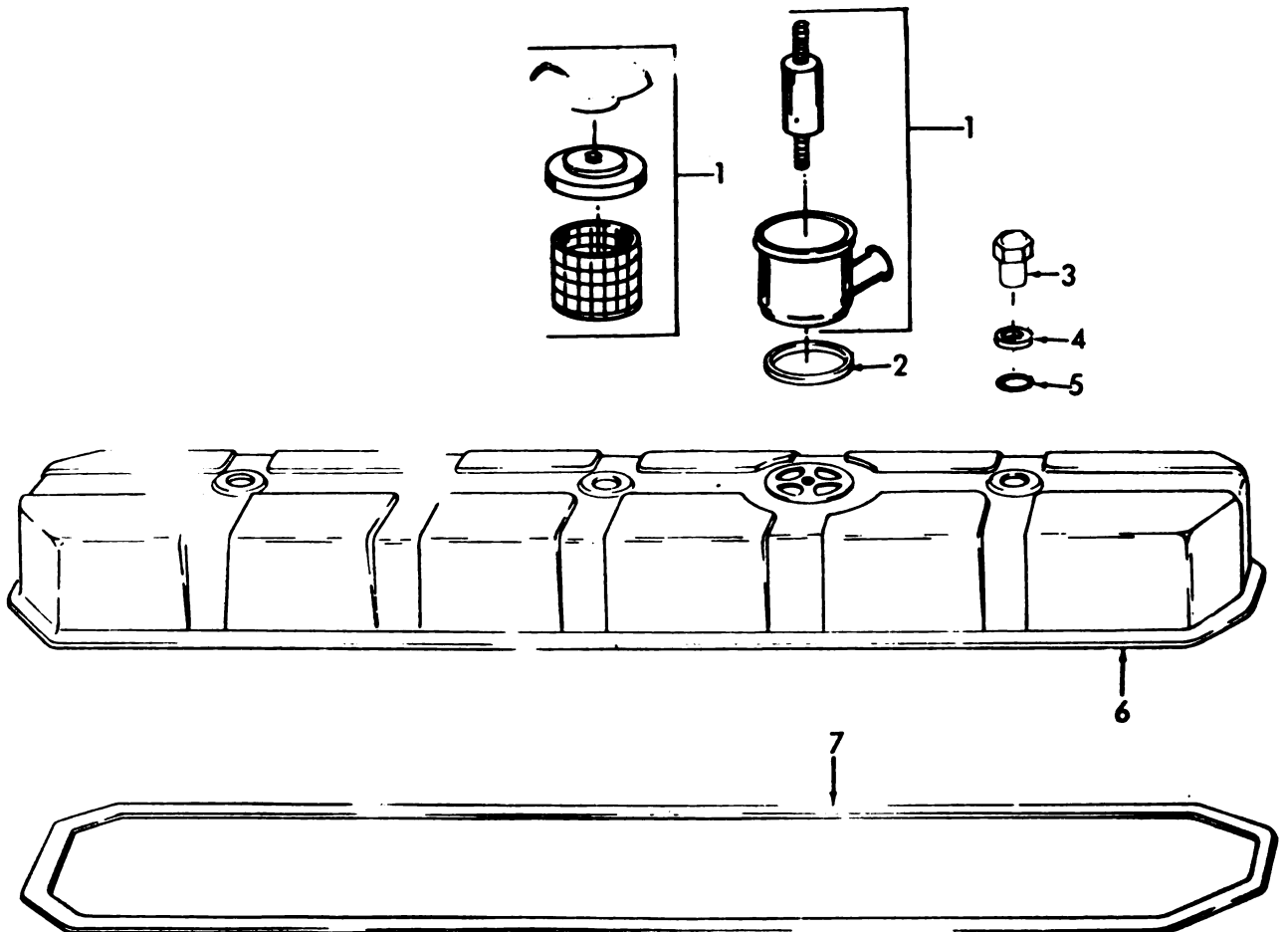
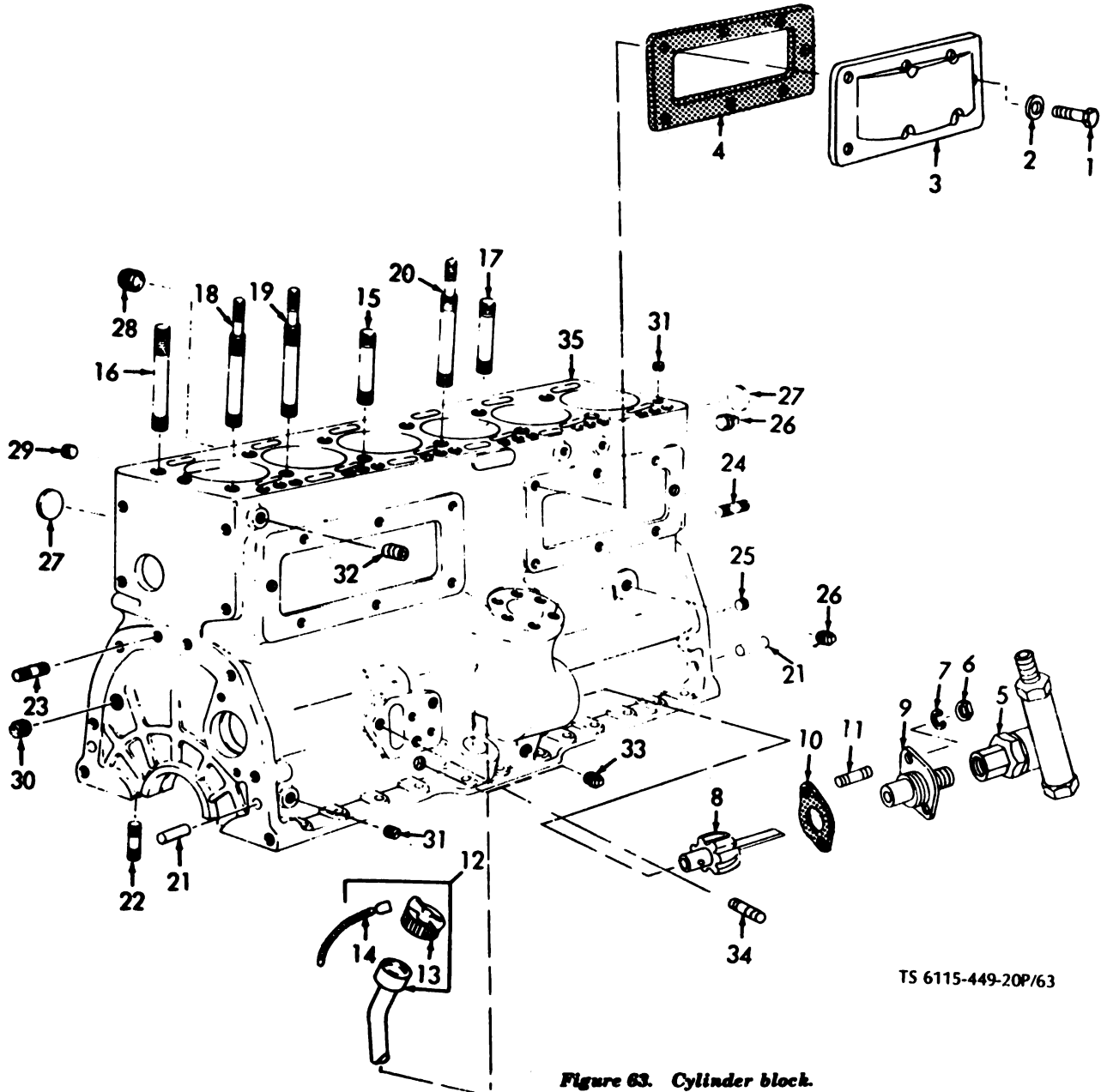


Figure 57. Cylinder head cover

TS 6115-449-20P/57

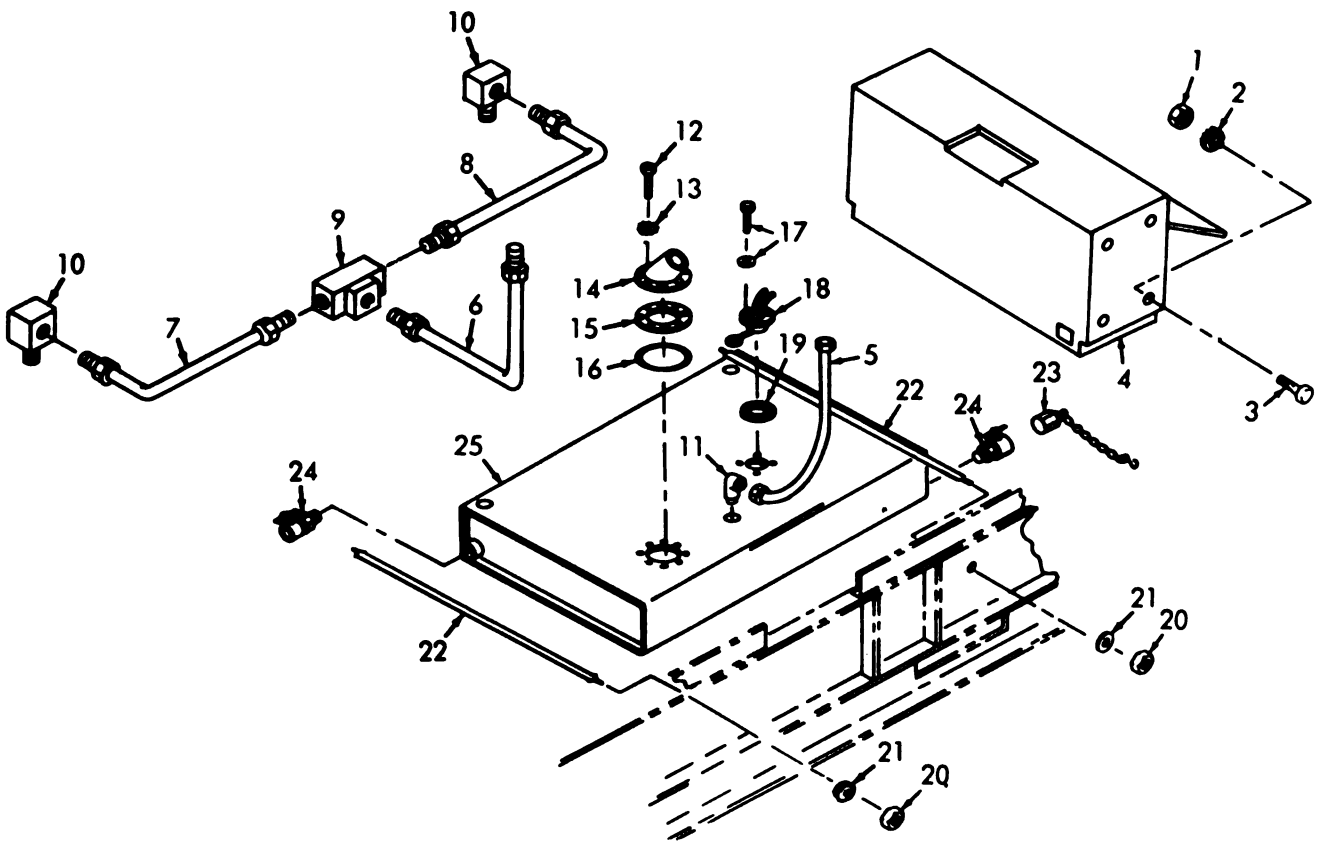
(1) ILLUS	(2)	(3)	(4)	(5)	(6)	(7)	(8)	
(a) FIG NO.	(b) ITEM NO.	SIZE CODE	NATIONAL STOCK NUMBER	PART NUMBER	FSCM	DESCRIPTION	Usable On Code U/M	QTY INC IN UNIT
00	13	XBOEZ	C12643		81116	CAP,OIL FILLER	EA	1
00	14	XBOEZ	0115-00-030-0463	203320AS	28365	CHAIN AND PIN ASSEMBLY CAP RETAINING	EA	1
00	20	PAOEZ	4730-00-376-3023	23156A	28365	PLUG,ENGINE BLOCK,SIDE AND REAR,3/8-18 THD SIZE	EA	3
00	23	PAOEZ	4730-00-016-3076	7100A	28365	PLUG,PIPE ENGINE BLOCK,RIGHT SIDE,1 IN.	EA	1
00	20	XBOEZ		00A	28365	PLUG,PIPE ENGINE BLOCK,RH,1/4-18 THD SIZE	EA	1
00	31	PAOEZ	4730-00-376-3307	50A	28365	PLUG,PIPE ENGINE BLOCK,LH,1/8-37 THD SIZE	EA	4
00	23	XBOEZ		13331A	28365	PLUG,PIPE ENGINE BLOCK,1/8-37 THD SIZE	EA	2
00	23	PAOEZ	4730-00-044-4734	030A	28365	PLUG,PIPE CYLINDER BLOCK,LH,1/4 NPT	EA	1



TS 6115-449-20P/63

Figure 63. Cylinder block.

(1) ILLUS		(2)	(3)	(4)	(5)	(6)	(7)	(8)
(a)	(b)		NATIONAL STOCK NUMBER	PART NUMBER	FSCM	DESCRIPTION	Usable On Code	U/M
FIG NO.	ITEM NO.	SMR CODE						QTY INC IN UNIT
GROUP 18 BASE GROUP								
64	1	PAOZZ	5310-00-543-2626	MS35090-003	98806	NUT,PLAIN,HEXAGON TOOL BOX MTG,3/8-16 THD SIZE		EA 8
64	2	PAOZZ	5310-00-627-6128	MS36336-35	98806	WASHER,LOCK TOOL BOX MTG,3/8 IN.SCREW SIZE		EA 8
64	3	PAOZZ	5305-00-269-3209	MS90725-58	98806	SCREW,CAP,HEXAGON HEAD TOOL BOX MTG,3/8-16 THD SIZE, 3/4 IN. LG		EA 8
64	4	XBOZZ		13216E0848	97403	BOX,TOOL		EA 1
64	5	PAOZZ	4730-00-236-2657	MS28741-5-0143	98806	HOSE ASSEMBLY FUEL TANK SUPPLY		EA 1
64	6	XBOZZ		13214E3250-6	97403	TUBE ASSEMBLY,FUEL		EA 1
64	7	XBOZZ		13214E3250-4	97403	TUBE ASSEMBLY,FUEL		EA 1
64	8	XBOZZ		13214E3250-6	97403	TUBE ASSEMBLY,FUEL		EA 1
64	9	PAOZZ	4730-00-287-1707	702X4	79470	TEE,TUBE FUEL LINE CONNECTING,ALL ENDS FEMALE,1/4 IN. TUBE, 7/16-24 THD SIZE		EA 1
64	10	PAOZZ	4730-00-277-8643	13216E3322	97403	ELBOW,PIPE TO TUBE FUEL TANK DRAIN LINE, ONE END MALE, 1/4-18 THE SIZE,OTHER END FEMALE,3/16 IN. TUBE,7/16-24 THD SIZE		EA 2
64	11	PAOZZ	4730-00-121-0138	C5405X5X4	79470	ELBOW,PIPE TO HOSE FUEL SUPPLY HOSE TO TANK,MALE, ONE END 1/4-18 THD SIZE,OTHER END 5/16 IN. TUBE,1/2-20 THD SIZE		EA 1
64	17	PAOZZ	5305-00-036-0906	13214E3290-50	97403	SCREW,ASSEMBLED WASHER FUEL TANK SENSOR MTG, NO. 10-24 THD SIZE,1/2 IN. LG		EA 8
64	18	XBOZZ		13216E0927	97403	SENSOR,FUEL LEVER		EA 1
64	19	PAOZZ	5330-00-178-1457	13214E3254	97403	GASKET FUEL SENSOR		EA 1
64	23	XBOZZ	4730-00-135-6345	13206E9192-2	97403	CAP AND RETAINER FUEL TANK DRAIN		EA 2
64	24	XBOZZ	4820-00-595-3191	13214E3243	97403	COCK,SHUTOFF,SCREW FUEL TANK DRAIN		EA 2



TS 6115-449-20P/64

Figure 64. Fuel Tank

(1) ILLUS		(2)	(3)	(4)	(5)	(6)	(7)	(8)
(a)	(b)		NATIONAL STOCK NUMBER	PART NUMBER	FSCM	DESCRIPTION	Usable On Code	U/M
FIG NO.	ITEM NO.	SMR CODE						QTY INC IN UNIT
05	1	PAOZZ	5310-00-880-7744	MS51967-5	98806	NUT,PLAIN,HEXAGON GROUND TERMINAL,5/16-18 THD SIZE	EA	1
05	2	PAOZZ	5310-00-880-2527	MS45904-72	98806	WASHER,LOCK GROUND TERMINAL MTG,5/16 IN. SCREW SIZE	EA	1
05	3	XBOZZ	5940-00-140-7060	13216E3377	97403	POST,TERMINAL,GROUND	EA	1
05	4	PAOZZ	5310-00-053-3632	13214E3291-3	97403	NUT,ASSEMBLED WASHER OIL DRAIN PLUG RETAINING, NO. 8-32 THD SIZE	EA	1
05	5	XBOZZ		MS24584-47	98806	SCREW,MACHINE OIL DRAIN PLUG RETAINING,NO. 8-32 THD SIZE, 1/2 IN. LG	EA	1
05	6	XBOZZ	4730-00-177-0035	13214E3238	97403	DRAIN PLUG ASSEMBLY OIL	EA	1
05	7	PAOZZ	5305-00-576-5417	MS35307-360	98806	SCREW,CAP,HEXAGON HEAD BATTERY TRAY MTG, 3/8-16 IN. THD SIZE, 1 IN. LG	EA	4
05	8	XBOZZ	5310-00-080-8004	MS27183-14	98806	WASHER,FLAT BATTERY TRAY MTG,3/8 IN. SCREW SIZE	EA	4
05	9	XBOZZ		13216E2965	97403	TRAY,BATTERY	EA	1
05	10	PAOZZ		MS65310-9	06288	NUT,PLAIN,HEXAGON CABLE CLAMP MTG,NO. 10-32 THD SIZE	EA	2
05	11	PAOZZ	5310-00-596-7091	MS35335-32	98806	WASHER,LOCK CABLE CLAMP MTG,NO. 10 SCREW SIZE	EA	2
05	12	XBOZZ		MS35217-55	98806	SCREW,MACHINE CARLE CLAMP MTG,NO. 10-32 THD SIZE,1/2 IN. LG	EA	2
05	13	XBOZZ		MS21333-00	98806	CLAMP,LOOP	EA	2

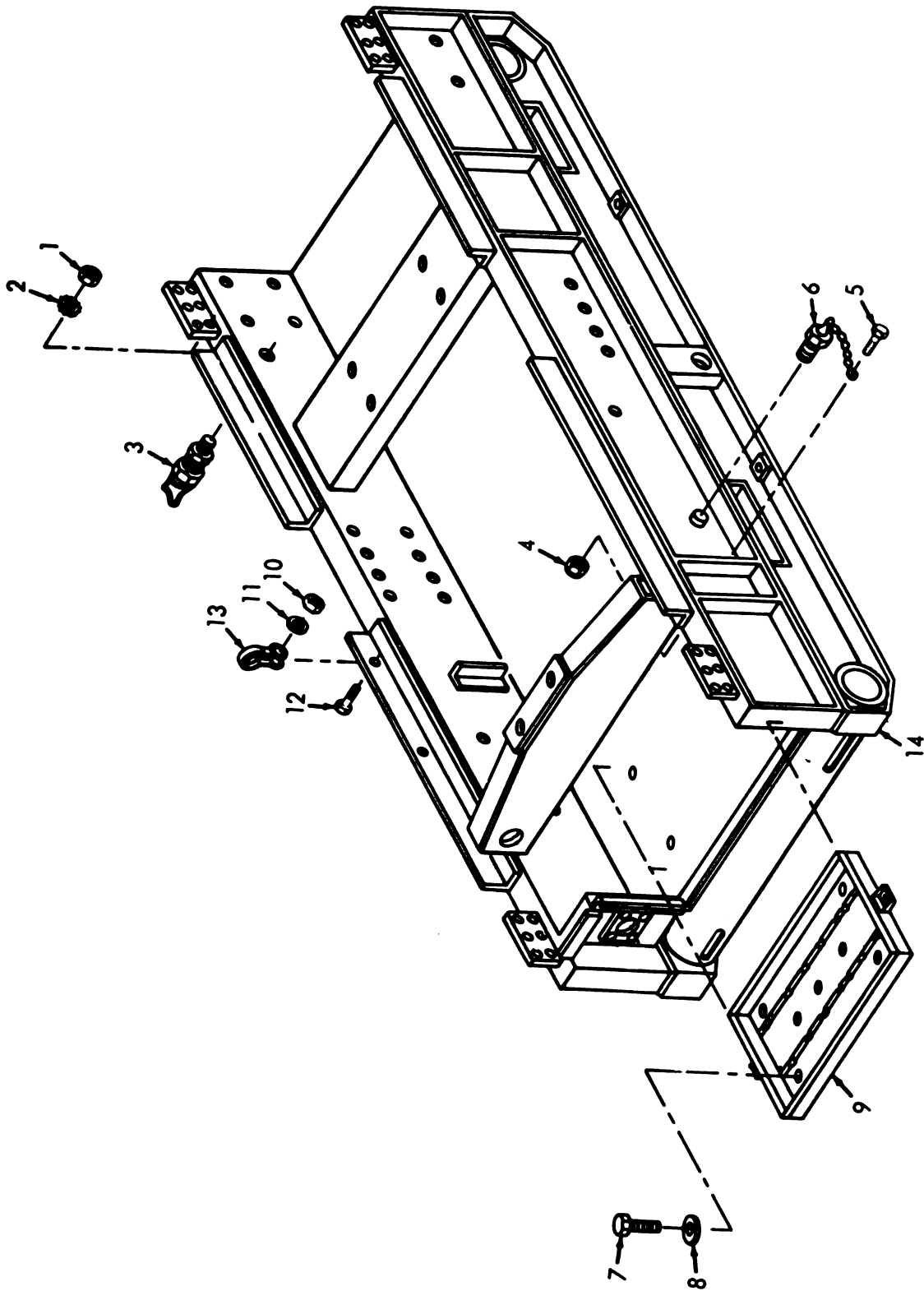


Figure 65. Skid Base

(1) ILLUS		(2)	(3)	(4)	(5)	(6)	(7)	(8)
(a) FIG NO.	(b) ITEM NO.	SMR CODE	NATIONAL STOCK NUMBER	PART NUMBER	FSCM	DESCRIPTION	Usable On Code	U/M UNIT
GROUP 19 ACCESSORY ITEMS								
66	1	PAZZ	6190-00-197-4894	13214E7000-3	97400	CABLE ASSEMBLY, PARALLELING		EA 1
66	2	MFOO	4720-00-021-3320	13211E6770	97403	HOSE ASSEMBLY, RUBBER AUXILIARY FUEL		EA 1
66	2A	PAZZ	4730-00-842-2201	MS24687-5	96906	FITTING, HOSE		EA 2
66	2B	PAZZ	4720-00-289-9197	MILH8794-5	81349	HOSE, RUBBER		FT V
66	2C	PAZZ	4730-00-040-7450	5LHBTYB	45681	UNION, FLARED		EA 1
66	2D	PAZZ	4010-00-186-9412	RRC271TYPE	81348	CHAIN		EA 1
66	3	PAZZ	5340-00-543-3321	13216E3191	97403	STRAP, WEBBING HOSE AND CABLE STOWAGE		%A 1

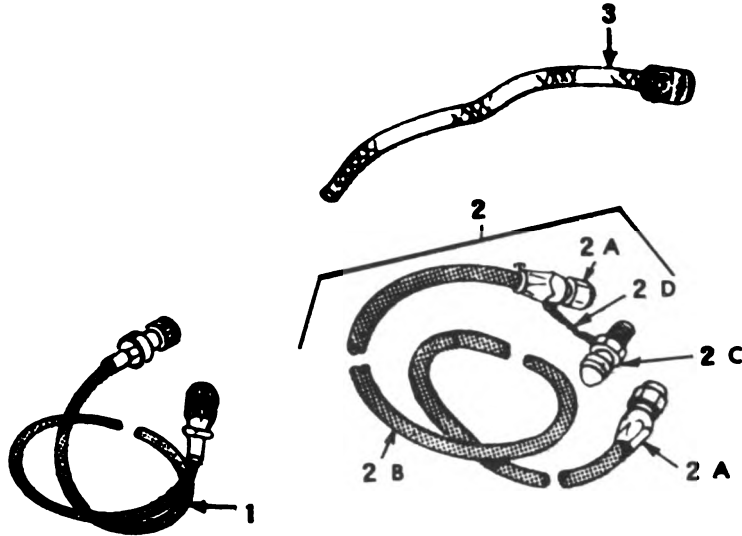
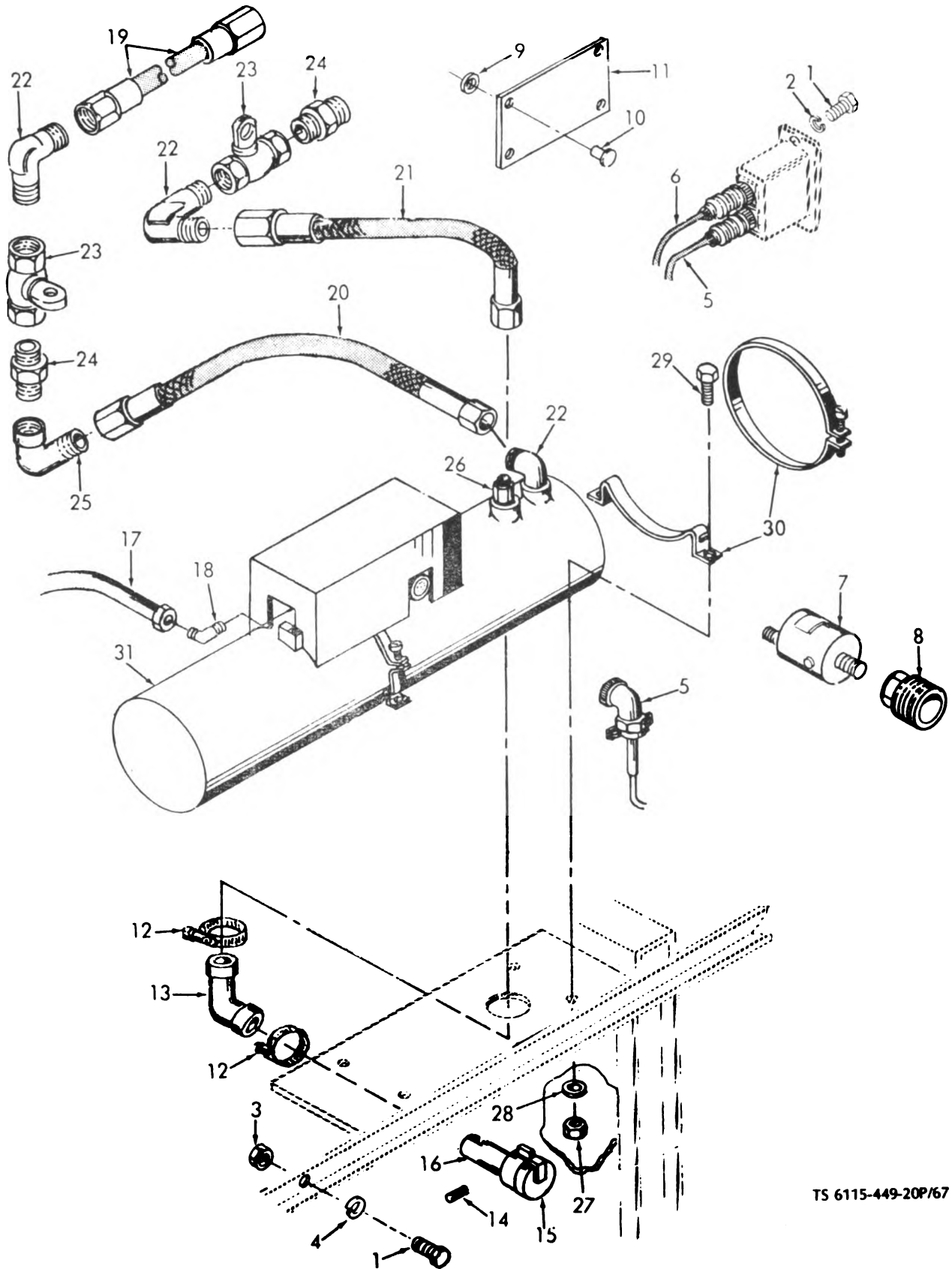


Figure 66. Accessory items.

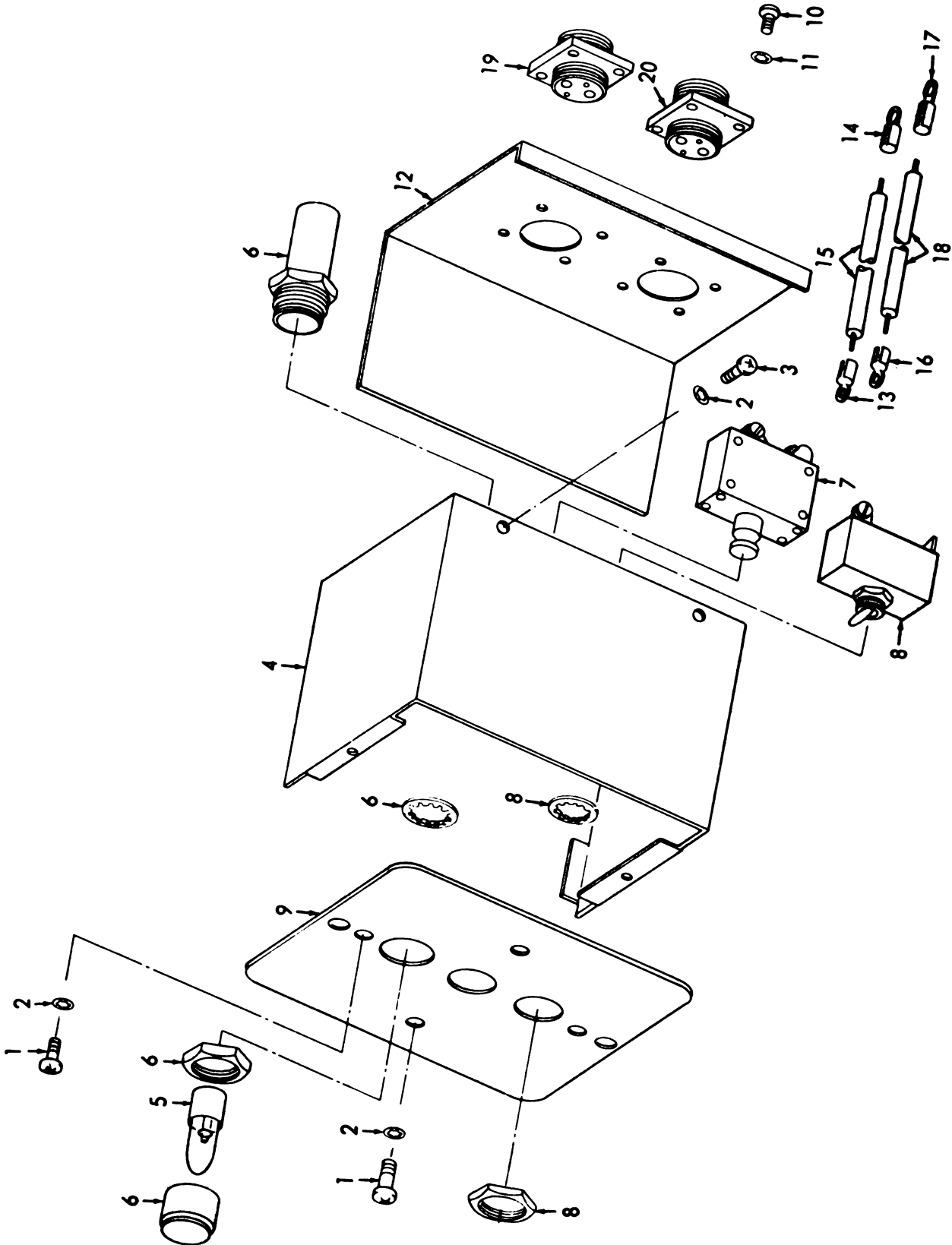
(1) ILLUS		(2)	(3)	(4)	(5)	(6)	(7)	(8)
(a)	(b)		NATIONAL STOCK NUMBER	PART NUMBER	FSCM	DESCRIPTION	Usable On Code	U/M
FIG NO.	ITEM NO.	SER CODE						QTY INC IN UNIT
GROUP 20 WINTERIZATION EQUIPMENT								
07	7	XBOZZ		12316E0006	97403	SWITCH, TEMPERATURE		EA 1
07	12	PAOZZ	4720-00-906-3193	MS32642-12	98906	CLAMP,HOSE HEATER EXHAUST ELBOW		EA 2
07	13	XBOZZ		13216E3147	97403	ELBOW,EXHAUST HEATER		EA 1
07	14	PAOZZ	5315-00-727-5731	MS171520	98906	PIN,SPRING EXHAUST CAP MTG,0.125 IN. DIA,0.688 IN. LG		EA 1
07	15	XBOZZ		13216E3148	97403	CAP,HEATER EXHAUST		EA 1
07	16	XBOZZ		13216E3149	97403	TAIL PIPE HEATER EXHAUST		EA 1
07	17	XBOZZ		MS28741-5-0206	98906	HOSE ASSEMBLY FUEL		EA 1
07	19	PAOZZ	4720-00-226-2056	MS28741-10-0364	98906	HOSE ASSEMBLY OIL PAN TO THERMOSTAT		EA 1
07	20	XBOZZ		MS28741-10-0186	98906	HOSE ASSEMBLY HEATER TO OIL PAN		EA 1
07	21	PAOZZ	4720-00-222-0715	MS28741-10-0364	98906	HOSE ASSEMBLY HEATER TO CYLINDER BLOCK		EA 1
07	22	PAOZZ	4720-00-951-0790	C5405X10	78470	ELBOW,PIPE TO TUBE WATER HOSE CONNECTING,MALE, ONE END 1/2 NPT,OTHER END 5/8 IN. TUBE,7/8-14 THD SIZE		EA 5
07	23	XBOZZ	4820-00-126-1000	13211E0742	97403	COCK,SHUTOFF HEATER,WATER		EA 2
07	24	XBOZZ		3225X8	78470	NIPPLE,PIPE,HEXAGON COOLANT INLET AND OUTLET LINE, 1/2-14 THD SIZE,BRASS		EA 2
07	26	XBOZZ		3400X8	78470	ELBOW,PIPE COOLANT LINE TO THERMOSTAT HOUSING, 1/2 NPT STREET		EA 1



TS 6115-449-20P/67

Figure 67. Heater Mounting Components, Lines and Fittings

(1) ILLUS		(2)	(3)	(4)	(5)	(6)	(7)	(8)	
(a)	(b)		NATIONAL STOCK NUMBER	PART NUMBER	FSCM	DESCRIPTION	Usable On Code	U/M	QTY INC IN UNIT
FIG NO.	ITEM NO.	SMR CODE							
00		XBOZZ	6115-00-226-4703	13214E3155	97403	CONTROL BOX ASSEMBLY,HEATER		EA	1
00	1	PAOZZ	5305-00-054-0850	MS51957-26	96906	SCREW,MACHINE PLATE AND CIRCUIT BREAKER MTG,NO. 6-32 THD SIZE,1/4 IN. LG		EA	4
00	2	PAOZZ	5310-00-570-0070	MS38333-37	96906	WASHER,LOCK PLATE,COVER AND CIRCUIT BREAKER MTG, NO. 6 SCREW SIZE,IT		EA	6
00	3	PAOZZ	5305-00-054-0840	MS51957-25	96906	SCREW,MACHINE COVER MTG,NO. 6-32 THD SIZE,3/16 IN. LG		EA	2
00	4	XBOZZ		13214E3160	97403	COVER,BOX		EA	1
00	5	PAOZZ	6340-00-155-0714	MS25231-313	96906	LAMP,INCANDESCENT		EA	1
00	6	PAOZZ	6310-00-204-0200	MS25041-4	96906	LIGHT,HEATER		EA	1
00	7	XBOZZ	5025-00-173-7156	MS25017-15	96906	BREAKER,CIRCUIT		EA	1
00	8	PAOZZ	5030-00-655-1875	MS36050-23	96906	SWITCH,TOGGLE HEATER CONTROL		EA	1
00	9	XBOZZ		13214E3158	97403	PLATE,FACE		EA	1



TS 6115-449-20P/69

Figure 69. Heater Control Box

(1) ILLUS		(2)	(3)	(4)	(5)	(6)	(7)	(8)
(a)	(b)		NATIONAL STOCK NUMBER	PART NUMBER	FPCM	DESCRIPTION	Usable On Code	U/M
FIG NO.	ITEM NO.	SER CODE						QTY INC IN UNIT
						GROUP 21 BULK MATERIAL		
	PAGE		QQ8888		81348	SHEET STEEL		FT V
	XBOX	4710-00-788-0087	538-84		83784	TUBE,COPPER 4 FT.4 IN. REQUIRED		FT V

NATIONAL STOCK NUMBER AND PART NUMBER INDEX

STOCK NUMBER	FIGURE NO.	ITEM NO.	STOCK NUMBER	FIGURE NO.	ITEM NO.
5306-00-004-7121	1	9	4730-00-135-6345	30	12
5310-00-010-3330	51	2	4730-00-135-6345	32	11
4730-00-010-3876	63	28	4730-00-135-6345	64	23
4730-00-011-4637	29	2	2920-00-136-6411	13	4T
5310-00-012-0214	46	6	4710-00-135-6412	29	1
5310-00-012-0214	51	6	2910-00-135-6413	30	
4730-00-012-7961	36	12	4820-00-136-1065	67	23
4730-00-013-7409	46	11	2990-00-136-1134	2	6
4730-00-014-6763	39	13	2930-00-136-2099	51	3
4730-00-021-3320	66	2	5120-00-136-8757	23	4
6115-00-033-6633	12	21	6110-00-136-8759	5	
2910-00-036-3612	30	30	5940-00-140-7050	65	3
5305-00-036-6906	11	5	2910-00-141-0758	32	5
5305-00-036-6906	12	14	6240-00-143-3080	9	39
5305-00-036-6906	32	3	2910-00-152-2126	29	35
5305-00-036-6906	64	17	2910-00-152-2188	36	20
5330-00-036-6995	11	6	6680-00-152-2189	36	13
5330-00-036-6995	11	12	6240-00-155-7836	7	11
5330-00-036-6995	11	21	6240-00-155-7878	9	15
5330-00-036-6995	12	5	6240-00-155-8714	9	29
5930-00-044-3518	9	41	6240-00-155-8714	69	5
4730-00-044-4734	63	33	2910-00-156-0228	30	18
5310-00-045-4007	3	2	5340-00-157-9798	34	10
5310-00-050-2241	57	4	5310-00-167-0634	32	10
5310-00-052-3632	9	1	2990-00-167-8960	40	5
5310-00-052-3632	10	1	5340-00-171-2588	32	20
5310-00-052-3632	32	8	5330-00-171-6649	37	7
5310-00-052-3632	65	4	5330-00-171-7032	46	21
5305-00-054-6649	69	3	5330-00-171-7034	43	10
5305-00-054-6650	69	1	5925-00-173-7156	69	7
6140-00-057-2554	1	11	4730-00-177-0035	66	6
5930-00-058-9592	9	36	5999-00-177-1783	29	17
2910-00-061-5397	47	12	5330-00-178-1457	64	19
2910-00-061-5399	47	9	5930-00-179-4582	40	11
2910-00-061-5400	47	7	6685-00-179-9632	27	5
4710-00-061-5416	47	13	4730-00-184-7718	51	10
4710-00-061-5418	47	14	6115-00-185-0682	12	6
4730-00-063-9672	47	18	6115-00-185-0736	1	10
2920-00-064-8946	45	20	5325-00-186-0327	3	11
5330-00-066-8553	3	8	2920-00-192-9266	33	34
4730-00-067-9801			4730-00-194-1715	29	11
5305-00-068-0500	8	1	6680-00-196-7058	53	1
5305-00-068-0500	12	3	4730-00-202-6491	34	4
5305-00-068-0500	12	16	5305-00-207-0928	40	3
5305-00-068-0500	29	25	5310-00-209-0786	5	7
5305-00-068-0602	4	3	5310-00-209-0786	11	2
5305-00-068-0602	5	6	5310-00-209-0786	12	2
5305-00-068-0602	11	1	5310-00-209-0786	12	4
5305-00-068-0602	12	1	5310-00-209-0786	14	19
5305-00-068-0602	12	19	5310-00-209-0786	29	16
5305-00-068-0602	29	15	5310-00-209-0786	33	5
5305-00-068-0602	32	18	5310-00-221-9640	30	26
5305-00-068-0602	33	6	2910-00-222-2216	30	31
5305-00-068-0602	47	1	4720-00-222-8715	67	21
5305-00-071-2235	27	3	4730-00-222-8719	29	13
5305-00-071-2237	37	3	5360-00-224-7579	11	20
2990-00-071-5423	31	9	5305-00-225-3839	1	7
5340-00-079-7837	3	5	5305-00-225-3839	14	18
5310-00-080-8004	34	8	5306-00-225-8494	28	3
5310-00-080-8004	65	8	5306-00-225-8497	18	4
5310-00-081-4219	38	5	5306-00-225-8497	33	13
5310-00-081-4219	46	8	5306-00-225-8497	46	7
2915-00-085-5577	57	6	5306-00-225-8504	51	5
6210-00-107-4121	9	31	6620-00-226-8842	9	20
2910-00-109-3331	30	24	9515-00-230-0628	26	6
6110-00-114-0080	7	3	5975-00-230-9699	41	9
6115-00-114-0663	9	17	4730-00-231-5631	29	12
2920-00-118-1222	38	13	3040-00-234-0274	16	2
2930-00-118-1223	33	24	5306-00-235-2274	30	34
6685-00-119-9652	40	7	6115-00-235-4703	69	
4730-00-121-0138	29	28	4730-00-236-2657	64	5
4730-00-121-0138	30	8	4730-00-236-2658	67	19
4730-00-121-0138	32	15	5920-00-243-3788	8	9
4730-00-121-0138	36	11	5330-00-248-3836	34	6
4730-00-121-0138	64	11	5330-00-248-3838	36	26
5975-00-124-1586	1	3	5330-00-251-4062	33	23
5920-00-131-9697	38	14	5330-00-256-7003	2	7
4720-00-133-3256	41	2	4730-00-266-3096	29	6
4710-00-133-6710	29	18	5305-00-269-3209	30	4
4730-00-135-6345	29	23	5305-00-269-3209	30	5

NATIONAL STOCK NUMBER AND PART NUMBER INDEX

STOCK NUMBER	FIGURE NO.	ITEM NO.	STOCK NUMBER	FIGURE NO.	ITEM NO.
5305-00-200-2300	04	3	5310-00-200-7431	14	11
5305-00-200-2310	20	8	5310-00-200-7601	7	2
5305-00-200-2310	53	2	5310-00-200-7601	14	6
5305-00-200-2311	33	21	5310-00-200-7601	33	13
5305-00-200-2311	41	8	5310-00-200-7601	65	11
5305-00-200-2312	36	7	5307-00-200-5237	43	5
5305-00-200-2313	30	1	5307-00-200-5237	43	11
5305-00-200-2313	36	4	5630-00-615-0731	9	27
5305-00-200-2314	30	9	4730-00-630-0904	20	10
5305-00-200-2300	53	6	4730-00-630-0904	33	14
4600-00-270-6436	36	16	5310-00-637-6128	64	2
5310-00-274-0715	46	15	4130-00-633-6302	27	4
4730-00-277-1806	36	14	4810-00-633-0550	20	23
4730-00-277-0643	20	26	5306-00-637-0675	2	8
4730-00-277-0643	64	10	5310-00-630-6385	30	26
4730-00-277-0107	20	14	2910-00-646-0727	31	4
4730-00-278-2623	63	29	5330-00-640-0445	51	15
4730-00-278-2307	63	31	5630-00-655-1514	9	46
4730-00-278-2413	53	1	5630-00-655-1522	9	14
0210-00-284-0200	00	6	5630-00-655-1575	00	8
5305-00-285-5375	33	26	5630-00-655-1581	9	38
4730-00-287-0706	20	5	5630-00-655-1582	9	20
4730-00-287-1707	64	9	5330-00-663-4773	26	20
2910-00-287-1912	30	21	5330-00-663-4773	30	20
2910-00-287-1012	20	20	5330-00-678-3614	53	5
4730-00-287-2301	46	23	5330-00-678-3617	51	9
1050-00-288-0900	27	5	2930-00-678-3618		
5310-00-287-2275	46	18	5330-00-678-3623	57	7
0210-00-289-4104	9	26	5310-00-702-0211	57	3
5305-00-288-0700	11	9	0340-00-705-7807	53	7
5305-00-288-4376	48	19	4730-00-706-2085	20	19
5305-00-243-2306	33	27	2930-00-720-2677	33	26
5340-00-264-1485	47	4	2940-00-720-4050	46	12
2910-00-265-1050	46	16	4330-00-724-1463	48	20
5310-00-273-0273	43	4	5305-00-724-5006	46	3
4730-00-411-5621	33	13	5305-00-720-4187	38	7
4730-00-412-5771	33	3	5025-00-725-0636	4	7
5077-00-410-0724	20	21	5315-00-727-0731	67	14
5075-00-431-0663	5	5	5310-00-732-0658	40	1
5325-00-432-0902	9	11	4820-00-752-0040	30	22
5325-00-437-0904	9	12	4330-00-752-0040	30	27
5315-00-440-2045	9	10	2915-00-752-0128	32	6
4730-00-461-1731	34	1	4710-00-755-0687		
4730-00-477-0670	29	9	5310-00-761-6882	1	5
4730-00-480-4810	29	23	5310-00-761-6882	4	1
0115-00-482-2061	12	10	5310-00-761-6882	12	11
4620-00-482-2614	41	3	5310-00-761-6882	32	16
4730-00-482-4325	36	9	5310-00-761-6882	33	4
4730-00-482-0556	20	10	5305-00-762-6226	51	7
5310-00-514-0674	33	14	5330-00-762-6222	29	21
5330-00-531-2657	57	2	5310-00-767-0445	2	10
4730-00-287-1192	20	16	2620-00-771-5276	46	19
4330-00-542-2000	27	6	4030-00-780-9350	11	10
5310-00-542-2623	64	1	4730-00-781-4907	34	3
5340-00-542-2321	66	3	5045-00-782-0019	10	3
5310-00-542-2002			5630-00-782-0500	9	42
5310-00-542-5101	43	2	5305-00-782-0489	38	11
5310-00-542-5101	52	3	4730-00-802-8156	46	2
4730-00-555-1704	46	10	5310-00-807-1488	34	7
0005-00-564-1255	3	10	5340-00-800-1500		
5305-00-570-5417	65	7	5310-00-800-4058	33	7
5310-00-570-0079	00	2	5310-00-800-5006	14	12
2940-00-560-6304	46	22	5310-00-800-8546	36	15
5310-00-562-5065	1	6	5300-00-812-8893	33	30
5310-00-562-5065	4	2	4730-00-815-0271	37	2
5310-00-562-5065	8	2	0115-00-830-6482	63	14
5310-00-562-5065	12	17	2910-00-832-0974	47	8
5310-00-562-5065	12	20	0620-00-841-1892	52	10
5310-00-562-5065	29	28	5310-00-842-2655	29	3
5310-00-562-5065	32	17	0115-00-857-0687	8	
5310-00-562-5065	33	8	2915-00-857-0619	29	24
5310-00-562-5065	33	27	0680-00-857-0656	9	21
5310-00-562-5065	37	4	0685-00-857-0682	9	23
5310-00-562-5065	47	2	5630-00-862-0044	40	8
5305-00-590-7063	34	12	0625-00-880-3141	9	24
4620-00-595-3191	29	34	0625-00-880-3143	9	18
4620-00-595-3191	20	11	0625-00-880-3144	9	19
4620-00-595-3191	64	24	5310-00-880-7744	38	2
5310-00-595-4306	20	18	5310-00-880-7744	65	1
5310-00-595-4306	30	25	5330-00-882-2742		

NATIONAL STOCK NUMBER AND PART NUMBER INDEX

STOCK NUMBER	FIGURE NO.	ITEM NO.	STOCK NUMBER	FIGURE NO.	ITEM NO.
5310-00-000-2537	65	2	5305-01-014-4350	45	
6110-00-000-5300	5	9	5305-01-014-4350	47	11
2910-00-003-6402	29	23	5310-00-073-0700	41	7
4730-00-000-3193	87	12	5310-00-074-0023	3	9
4730-00-000-3104	37	6	5310-00-074-0023	33	4
4730-00-000-3104	33	17	4710-00-003-0057	47	15
4730-00-000-0294	33	1	5310-00-003-6402	3	4
4730-00-000-0837	33	1	5310-00-003-6403	11	13
5310-00-013-0001	2	1	5310-00-003-6402	11	23
5310-00-013-0001	41	6	5310-00-003-6402	12	7
5355-00-016-3000	0	32	5305-00-004-0210	5	2
2900-00-019-0264	37	11	5305-00-004-0210	7	1
4830-00-000-0034	32	19	5305-00-004-0210	14	5
2910-00-000-0007	29	20	5305-00-004-0210	29	13
5310-00-004-0751	45	1	5305-00-004-0210	31	2
6210-00-000-0919	9	16	5305-00-004-0210	32	9
4730-00-001-1038	41	5	5310-00-207-0305	57	5
4730-00-001-0790	07	22	4730-00-000-0340	37	1
5330-00-071-5007	52	9	5305-01-014-4350	45	5
4730-00-073-1630	47	19	5305-01-014-4350	51	1

NATIONAL STOCK NUMBER AND REFERENCE NUMBER INDEX (CONT)

PART NUMBER	FSCM	FIG NO.	ITEM NO.	PART NUMBER	FSCM	FIG NO.	ITEM NO.
AAL2274	78225	32	7	MS26068-23	90006	9	26
AN6235-2A	80044	37	6	MS26301-6	90006	9	41
AN900-10L	80044	33	10	MS26324-1	90006	9	37
A3482	74830	57	1	MS26331-313	90006	9	20
C12643	81118	63	13	MS26331-313	90006	00	5
C3000X4	79470	29	33	MS26337-327	90006	7	11
C3179X4	79470	51	4	MS26331-4-313	90006	9	34
C5205X5X4	79470	30	10	MS26331-6	90006	9	20
C5355X5X4	79470	29	29	MS27183-10	90006	33	7
C5405X10	79470	67	22	MS27183-12	90006	26	5
C5405X4X4	79470	34	3	MS27183-12	90006	46	6
C5405X5X4	79470	29	26	MS27183-13	90006	25	10
C5405X5X4	79470	30	8	MS27183-14	90006	34	8
C5405X5X4	79470	32	15	MS27183-14	90006	65	8
C5405X5X4	79470	36	11	MS27183-18	90006	14	12
C5405X5X4	79470	64	11	MS27183-5	90006	3	4
C5505X5	79470	34	2	MS27183-5	90006	11	13
C5525X5	79470	32	20	MS27183-5	90006	11	22
C5535X5	79470	36	25	MS27183-5	90006	12	7
C7924X5	79470	32	12	MS27183-5	90006	36	15
F03A250V15A5	81349	8	9	MS26720-6	90006	37	5
LP2978-48	61112	31	7	MS26741-10-0100	90006	07	26
MILG12803TYPESGRADE3CLASS1	81349	27	13	MS26741-10-0264	90006	07	21
MILM3971-1AMEND1	81349	9	22	MS26741-10-0264	90006	07	19
MS85310-9	06288	65	10	MS26741-16-0100	97403	41	1
MS122067	90006	28	16	MS26741-4-0164	90006	37	1
MS15507-1	90006	9	30	MS26741-4-0244	90006	34	1
MS15705-009	90006	28	20	MS26741-5-0070	90006	32	13
MS15906	90006	36	24	MS26741-5-0124	90006	32	9
MS171529	90006	67	14	MS26741-5-0142	90006	04	5
MS17311-1	90006	36	17	MS26741-5-0162	90006	29	13
MS17820-8C	90006	14	11	MS26741-5-0164	90006	30	3
MS20365-1032	90006	36	14	MS26741-5-0174	90006	29	10
MS20604B4T3	90006	11	14	MS26741-5-0206	90006	07	17
MS20604B4T3	90006	11	23	MS26741-5-0314	90006	29	9
MS20604B4T3	90006	12	8	MS26741-5-0340	90006	29	11
MS20613-4P8	90006	32	28	MS26741-5-0344	90006	29	12
MS21042-4	90006	31	5	MS26741-5-0170	90006	46	2
MS21306-1	90006	34	7	MS26741-5-142	90006	46	1
MS21306-2	90006	29	4	MS26775-223	90006	27	7
MS21306-3	90006	27	10	MS28613-012	90006	34	6
MS21333-107	90006	26	17	MS28613-013	90006	36	20
MS21333-67	90006			MS3100R18-4P	90006	4	7
MS21333-80	90006	3	5	MS33068-23	90006	9	40
MS24583-25	90006	65	13	MS33068-30	90006	9	14
MS24584-27	90006	9	2	MS33068-32	90006	00	8
MS24584-42	90006	3	6	MS33068-32	90006	9	20
MS24584-42	90006	3	3	MS33068-363	90006	5	2
MS24584-42	90006	9	4	MS33068-363	90006	7	1
MS24584-42	90006	10	5	MS33068-363	90006	14	5
MS24584-47	90006	9	5	MS33068-363	90006	20	12
MS24584-47	90006	65	5	MS33068-363	90006	31	2
MS25017-15	90006	00	7	MS33068-363	90006	32	9
MS25041-4	90006	00	6	MS33217-65	90006	05	12
MS25043-18C	90006	4	4	MS33233-51	90006	19	3

NATIONAL STOCK NUMBER AND REFERENCE NUMBER INDEX(CONT)

PART NUMBER	FSCM	FIG NO.	ITEM NO.	PART NUMBER	FSCM	FIG NO.	ITEM NO.
MS35376-79	99006	34	9	MS51967-25	99006	69	3
MS35391-5	99006	11	9	MS51967-26	99006	69	1
MS35397-333	99006	2	8	MS51967-14	99006	14	20
MS35397-360	99006	65	7	MS51967-2	99006	1	5
MS35397-360	99006	2	4	MS51967-2	99006	4	1
MS35398-306	99006	34	12	MS51967-2	99006	12	11
MS35333-37	99006	09	2	MS51967-2	99006	32	16
MS35335-32	99006	7	2	MS51967-2	99006	33	4
MS35335-32	99006	14	8	MS51967-5	99006	38	2
MS35335-32	99006	23	13	MS51967-5	99006	65	1
MS35335-32	99006	66	11	MS51967-6	99006	40	1
MS35335-33	99006	5	7	MS51971-2	99006	2	10
MS35335-33	99006	11	2	MS51971-3	99006	2	1
MS35335-33	99006	12	2	MS51971-3	99006	41	6
MS35335-33	99006	13	4	MS87006-13	99006	11	19
MS35335-33	99006	14	19	MS87006-3	99006	36	16
MS35335-33	99006	29	16	MS90725-14	99006	37	3
MS35335-33	99006	33	5	MS90725-156	99006	46	3
MS35335-34	99006	33	14	MS90725-16	99006	27	3
MS35335-35	99006	64	2	MS90725-29	99006	28	3
MS35336-160	99006	2	5	MS90725-3	99006	6	1
MS35336-140	99006	2	9	MS90725-3	99006	12	3
MS35336-140	99006	38	4	MS90725-3	99006	12	16
MS35336-142	99006	41	7	MS90725-3	99006	29	25
MS35336-22	99006	45	2	MS90725-32	99006	16	4
MS35336-25	99006	47	2	MS90725-32	99006	33	13
MS35336-28	99006	46	6	MS90725-32	99006	46	7
MS35336-28	99006	51	6	MS90725-40	99006	51	5
MS35336-27	99006	43	2	MS90725-58	99006	30	4
MS35336-27	99006	52	3	MS90725-58	99006	30	5
MS35336-28	99006	51	14	MS90725-58	99006	64	3
MS35336-29	99006	27	9	MS90725-59	99006	29	8
MS35336-31	99006	46	4	MS90725-59	99006	52	2
MS35336-41	99006	3	2	MS90725-6	99006	4	3
MS35336-44	99006	1	6	MS90725-6	99006	5	6
MS35336-44	99006	4	2	MS90725-6	99006	11	1
MS35336-44	99006	8	2	MS90725-6	99006	12	1
MS35336-44	99006	12	17	MS90725-6	99006	12	19
MS35336-44	99006	12	20	MS90725-6	99006	29	15
MS35336-44	99006	29	26	MS90725-6	99006	32	18
MS35336-44	99006	32	17	MS90725-6	99006	33	6
MS35336-44	99006	33	6	MS90725-6	99006	47	1
MS35336-44	99006	33	27	MS90725-60	99006	33	21
MS35336-44	99006	37	4	MS90725-60	99006	41	8
MS35336-46	99006	16	5	MS90725-61	99006	36	7
MS35336-46	99006	28	4	MS90725-62	99006	30	1
MS35336-46	99006	29	7	MS90725-62	99006	36	4
MS35336-46	99006	30	2	MS90725-64	99006	38	9
MS35336-46	99006	30	6	MS90725-75	99006	52	6
MS35336-46	99006	33	22	MS90725-6	99006	1	7
MS35336-46	99006	38	5	MS90725-6	99006	14	18
MS35336-46	99006	38	10	MS90726-114	99006	38	7
MS35336-46	99006	40	2	MS90728-66	99006	38	11
MS35336-46	99006	38	8	MS90906-1	99006	32	6
MS35347-1	99006	46	21	MS9122-02	99006	28	19
MS35445-1	99006	33	5	MS91529-2P4B	99006	9	32
MS35450-302	99006	45	1	MS9317-14	99006	28	18
MS35450-302	99006	46	5	QQS696	81348		
MS35490-001	99006	45	3	QQS696	81348	28	6
MS35490-302	99006	64	1	WWP480CLASSA	81348	29	5
MS35490-622	99006	36	21	06281	97520	10	6
MS35490-622	99006	43	1	1G1770	96309	33	32
MS35490-622	99006	27	8	1G17704	96309	33	31
MS35776-1	99006	52	10	10092	73370	46	14
MS35802-2	99006	46	22	10124	73370	46	15
MS35840-1	99006	33	25	101487	73370	30	18
MS35842-11	99006	27	6	101487	73370	30	35
MS35842-11	99006	33	17	101488	73370	30	19
MS35842-12	99006	67	12	101489	73370	30	20
MS35842-13	99006	33	1	101489	73370	30	29
MS35842-16	99006	32	1	101979	73370	46	18
MS36063	99006			103326	73370	46	19
MS36176-1	99006			104018	73370	30	16
MS36176-3	99006	29	2	10428	73370	46	23
MS36177-1	99006			1054	96309	33	30
MS36231G4	99006	34	5	1064-2	96309	33	34
MS36231G4	99006	36	27	106498	73370	30	22
MS46964-72	99006	65	2	106498	73370	30	27
MS61231-2	99006	29	29	10768	73370	46	16
MS61613	99006	29	14	1113186	16764	45	

NATIONAL STOCK NUMBER AND REFERENCE NUMBER INDEX (CONT)

PART NUMBER	FSCM	FIG NO.	ITEM NO.	PART NUMBER	FSCM	FIG NO.	ITEM NO.
1115006	16764	45	30	13214E7488	97483	11	21
11682A	28265	43	6	13214E7488	97483	13	8
118940	73370	46	30	13214E7704	97483	9	16
121001	73370	30	21	13214E7706	97483	9	21
121001	73370	30	36	13214E8047	97483	9	27
122104	12204	46	3	13214E8048	97483	9	28
13114A	28265	43	5	13214E8049	97486	20	34
13114A	28265	43	11	13215E8300	97486	5	9
13123A	28265	43	7	13216E83147	97483	07	13
13206E4770	97403	7	3	13216E83148	97486	07	15
13206E4785	97403	9	43	13216E83149	97483	07	16
13206E4786	97403	9	36	13216E83155	97486	1	11
13206E4787-1	97403	9	20	13216E83164	97483	31	8
13206E4789	97403	9	24	13216E83165	97483	31	4
13206E4790	97403	9	19	13216E83169	97483	31	3
13206E4792	97403	9	18	13216E83167	97483	27	11
13206E4793-2	97403	9	17	13216E83168	97403	31	9
13206E4796	97403	9	21	13216E83171	97483	13	8
13206E4799	97403	9	23	13216E83175-2	97483	28	13
13206E9192-2	97403	29	23	13216E83177	97403	40	7
13206E9192-2	97403	30	12	13216E83188	97483	23	26
13206E9192-2	97403	32	11	13216E83191	97483	05	3
13206E9192-2	97403	64	23	13216E83195	97483	5	5
13211E8742	97403	07	23	13216E83196	97403	5	5
13211E8750	97403	32	19	13216E83199	97403	5	4
13211E8770	97403	08	2	13216E83200	97483	12	21
13211E8801	97403	3	8	13216E83202-2	97483	16	3
13211E8802	97403	3	10	13216E83204-2	97483	16	7
13212E89461	97403	28	5	13216E83222	97483	29	26
13213E1837-1	97403	14	21	13216E83222	97483	04	10
13213E8855-6	97403	9	11	13216E83228	97483	11	20
13213E8856	97403	9	10	13216E83227-1	97483	20	22
13214E83155	97403	09	09	13216E83229-2	97483	41	3
13214E83158	97403	09	9	13216E83231	97486	29	24
13214E83160	97403	09	4	13216E83232	97483	29	15
13214E83165-2	97403	46	11	13216E83233	97483	1	3
13214E83166	97403	46	8	13216E83234-2	97483	1	8
13214E83195	97403	29	18	13216E83227-2	97483	1	2
13214E83196	97403	29	17	13216E83232-2	97486	1	1
13214E83199	97403	29	35	13216E83239	97483	1	4
13214E83205	97403	27	2	13216E83257	97483	32	20
13214E83206	97403	1	9	13216E83260	97483	11	24
13214E83212	97403	1	10	13216E83261	97483	11	17
13214E83223	97403	11	7	13216E83268	97483	12	16
13214E83226	97403	05	6	13216E83290	97483	12	6
13214E83242-2	97403	33	2	13216E83272	97483	27	5
13214E83242-3	97403	33	3	13216E83275	97483	27	4
13214E83243	97403	29	24	13216E83277	97483	06	3
13214E83243	97403	30	11	13216E83284	97483	41	2
13214E83243	97403	64	24	13216E83285	97483	41	6
13214E83245	97403	16	2	13216E83285	97483	16	1
13214E83246	97403	29	31	13216E83286	97483	27	1
13214E83248	97403	31	6	13216E83286-3	97483	5	2
13214E83250-4	97403	64	7	13216E83290	97483	5	6
13214E83250-5	97403	64	8	13216E83400	97483	12	23
13214E83250-6	97403	64	6	13216E88003	97483	34	11
13214E83254	97403	64	19	13216E88004	97483	3	7
13214E83258	97403	32	4	13216E88007-1	97483	3	11
13214E83265	97403	10	3	13216E88003	97483	3	12
13214E83273	97403	9	15	13216E88003	97483	33	3
13214E83276	97403	9	3	13216E88003	97483	33	3
13214E83285	97403	9	12	13216E88007	97483	12	12
13214E83290-50	97403	11	5	13216E88008	97483	11	4
13214E83290-50	97403	12	14	13216E88009	97483	11	11
13214E83290-50	97403	32	3	13216E88012	97486	11	10
13214E83290-50	97403	64	17	13216E88013	97486	29	29
13214E83291-2	97403	3	1	13216E88015-1	97486	11	16
13214E83291-3	97403	9	1	13216E88015-3	97486	11	15
13214E83291-3	97403	10	1	13216E88016	97483	33	12
13214E83291-3	97403	32	8	13216E88017	97483	40	4
13214E83291-3	97403	65	4	13216E88019	97483	32	11
13214E83291-4	97403	5	1	13216E88020	97483	12	12
13214E83291-4	97403	23	11	13216E88021	97483	12	13
13214E83291-4	97403	31	1	13216E88023	97483	16	6
13214E83283-3	97403	9	8	13216E88024	97483	26	12
13214E83289	97403	8	8	13216E88026	97486	20	6
13214E8770-4	97403	7	8	13216E88027	97486	04	10
13214E7414	97403	12	18	13216E88028	97486	27	12
13214E7486	97403	11	6	13216E88031	97486	23	24
13214E7488	97403	11	12	13216E88036	97486	23	23

NATIONAL STOCK NUMBER AND REFERENCE NUMBER INDEX(CONT)

PART NUMBER	FBCM	FIG NO.	ITEM NO.	PART NUMBER	FBCM	FIG NO.	ITEM NO.
1221GE003	97485	29	7	227032	73370	30	33
1221GE006	97485	2	6	227032	73370	39	28
1221GE041	97485	63	16	227034	73370	39	25
1221GE008	97485	11	8	227032	73370	30	17
1221GE044	97485	11	3	227226	73370	39	34
1221GE009	97485	12	23	227226	73370	30	32
1221GE000	97485	64	4	2260A	28265	51	1
1221GE047	97485	29	1	2488	73370	46	12
1221GE000	97485	33	15	24894-2	98898	33	35
1221GE000	97485	12	15	255300A	28265	51	15
1221GE051	97485	63	0	255300A	28265	51	9
1221GE002	97485	63	10	255300CS	28265		
1221GE004	97485	12	9	255561A	28265	36	23
1221GE003	97485	29	1	255701A	28265	52	5
1221GE000	97485	2	11	2563	73370	46	17
1221GE000	97485	29	4	256200D	28265	51	3
1221GE002	97485	20	20	256200E	28265	53	1
1221GE002	97485	14	23	255701A	28265	52	9
1221GE003	97485	69	0	255300E	28265	57	6
1221GE006	97485	26	23	256313C	28265	57	7
1221GE072	97485	40	10	253710C	28265	51	8
1221GE072	97485	2	2	256364DS	28265	51	16
1221GE074	97485	2	3	256700A	28265	52	4
1221GE075	97485	29	27	256720B	28265	52	11
1221GE075	97485	29		256750C	28265	52	8
1221GE006	97485	14	7	256752B	28265	51	12
1221GE070	97485	33	19	256200D	28265	43	9
1221GE000	97485	11	16	256516AS	28265	47	17
1221GE001	97485	11	25	256516AS	28265	47	16
1221GE002	97485	26	10	256577AS	28265	47	15
1221GE004	97485	34	10	256679D	28265	43	3
1221GE000	97485	40	5	256777C	28265	46	9
1221GE007	97485	30	8	261988AS	28265		
1221GE002	97485	30	19	262632AS	28265	47	10
1221GE000	97485	26	13	262634AS	28265	47	9
1221GE000	97485	41	9	262632AS	28265	47	8
1221GE7002	97485	29	14	262636AS	28265	47	7
1221GE7006	97485	29	21	262637AS	28265	47	12
1221GE7001	97485	3	9	262636AS	28265	47	13
1221GE7137	97485	22	14	262639AS	28265	47	14
1221GE7101-1	97485	4	6	3-4FFB	26227	41	4
1221GE7174	97485	13	9	3152X4	79470	36	12
1221GE7175	97485	13	3	3200X6X6	79470	36	3
1221GE7176	97485	13	7	3200X6X4	79470	34	4
1221GE7177	97485	13	1	3226X4	79470	30	14
1221GE7178	97485	13	11	3206A	28265	43	6
1221GE7179	97485	13	10	3226X2	79470	40	9
1221GE7180	97485	13	6	3226X5	79470	67	24
1221GE7181	97485	13	2	3400X4	79470	30	9
1221GE7182	97485	4	5	3400X5	79470	67	25
1221GE7184	97485	13	5	25586	73370	30	30
1221GE7185	97485	13	4	35070	73370	30	31
1221A	28265	63	32	352X10	79470	36	2
12446	73370	46	12	3756X4	79470	30	13
12610	98898	33	27	320018	53109	26	15
14061-4	98898	32	29	402X10	79470	36	10
14063	98898	33	33	4023A	28265	57	4
14065A	28265	26	6	40619A	28265	2	7
151223	73370	29	20	4100	24161	32	2
1917004	16704	45	19	4312A	28265	52	1
200X8	79470	46	11	4407-5-8	24161	27	7
201104A	28265	57	2	4407-5-8X12	24161	33	18
201500A	28265	45	6	4461	96309	33	33
201753A	28265	49	5	4462	96309	26	35
2021-4-60	01376	32	14	4465	96309	33	36
202045A	25556	57	3	453019	00000	33	26
202320AS	28265	63	14	479135	72950	29	22
202045A	28265	47	11	479136	72950	29	21
20204A	28265	52	7	48X3	79470	47	19
20207A	28265	47	3	51X3	79470	47	18
202045A	28265	47	6	520-04	63764		
204226A	28265	51	7	550X4	79470	29	6
204420A	28265	51	13	57D6413H02	86725	29	3
204422A	28265	57	5	5622X8	79470	46	10
202301B	28265	51	11	58A	28265	63	31
202305	28265	51	19	6C50X5	45061	37	2
20156A	25556	63	25	68A	28265	53	2
227026	73370	29	22	68A	28265	63	29
227026	73370	30	27	615A	28265	51	2
227026	73370	30	26	630A	28265	63	32

NATIONAL STOCK NUMBER AND REFERENCE NUMBER INDEX (CONT)

PART NUMBER	FSCM	FIG NO.	ITEM NO.	PART NUMBER	FSCM	FIG NO.	ITEM NO.
65961967	04713	38	14	6251	25472	38	1
689A	28285	47	5	8715	73370	46	24
762X4	79470	64	9	88133A	28385	47	4
7185A	28285	63	28	9402902	08080	20	19
72-2885	30654	33	28	9421425	16764	45	4
76998A	28285	43	10				

SUPPLEMENTAL NATIONAL STOCK NUMBER AND REFERENCE NUMBER INDEX

STOCK NUMBER	FIGURE NO.	ITEM NO.	STOCK NUMBER	FIGURE NO.	ITEM NO.
4730-00-040-7450	66	2C	4730-00-289-9197	66	2B
4010-00-188-9412	66	2D	4730-00-842-2201	66	2A

PART NUMBER	FSCM	FIG NO.	ITEM NO.	PART NUMBER	FSCM	FIG NUMBER	ITEM NO.
MILH8794-5	81349	66	2B	RRC371 Type	81348	66	2D
MS34587-5	98806	66	2A	5LHBTYB	45681	66	2C

By Order of the Secretary of the Army:

Official:

J. C. PENNINGTON
Brigadier General, United States Army
The Adjutant General

BERNARD W. ROGERS
General, United States Army
Chief of Staff

DISTRIBUTION:

To be distributed in accordance with DA Form 12-25D, Organizational Maintenance Requirements for Generator Sets, Engine Driven, 30 KW, 60 HZ Precise Power.



THEN... JOT DOWN THE DOPE ABOUT IT ON THIS FORM, TEAR IT OUT, FOLD IT AND DROP IT IN THE MAIL!

SOMETHING WRONG WITH THIS MANUAL?

FROM: (YOUR UNIT'S COMPLETE ADDRESS)
 PFC JOHN DOE
 CoA, 3rd ENGINEER BN
 FT. LEONARD WOOD MO 63108
 DATE 16 DEC 74

PUBLICATION NUMBER: **TM5-6115-200-20 AND P** DATE: **1 APR 72** TITLE: **GENERATOR SET 10 KW NSN 6115-00-231-7286**

BE EXACT... PIN-POINT WHERE IT IS				IN THIS SPACE TELL WHAT IS WRONG AND WHAT SHOULD BE DONE ABOUT IT:
PAGE NO.	PARA GRAPH	FIGURE NO.	TABLE NO.	
6	2-1 a			In line 6 of paragraph 2-1a the manual states the engine has <u>6</u> cylinders. The engine on my set only has <u>4</u> cylinders. Change the manual to show <u>4</u> cylinders.
81		4-3		Callout ^D 16 on figure 4-3 is pointing at a <u>bolt</u> . In the key to fig. 4-3, item 16 is called a <u>shim</u> . Please correct one or the other.
125	line 20			I ordered a gasket, item 19 on figure B-16 by NSN 2910-00-752-3001. I got a gasket but it doesn't fit. Supply says I got what I ordered so the NSN is wrong. Please give me a good NSN.

TEAR ALONG DOTTED LINE

TYPED NAME, GRADE OR TITLE, AND TELEPHONE NUMBER: **JOHN DOE, PFC (268) 317-7111** SIGN HERE: *John Doe*

FILL IN YOUR
UNIT'S ADDRESS

FOLD BACK

DEPARTMENT OF THE ARMY

OFFICIAL BUSINESS

Commander
US Army Troop Support and
Aviation Materiel Readiness Command
ATTN: DRSTS-MTPS
4300 Goodfellow Blvd.
St. Louis, MO 63120

FOLD BACK

TEAR ALONG DOTTED LINE

REVERSE OF DA FORM 2028-2 (TEST)



THEN... JOT DOWN THE DOPE ABOUT IT ON THIS FORM, TEAR IT OUT, FOLD IT AND DROP IT IN THE MAIL!

SOMETHING WRONG WITH THIS MANUAL?

FROM: (YOUR UNIT'S COMPLETE ADDRESS)

DATE

PUBLICATION NUMBER

TM 5-6115-449-20P

DATE

16 Dec 77

TITLE Generator Set, Self-Powered, Diesel Engine Driven, 30KW, AC, 3-Phase, 120/208V, 240/416V, 60 HERTZ

BE EXACT... PIN-POINT WHERE IT IS

IN THIS SPACE TELL WHAT IS WRONG AND WHAT SHOULD BE DONE ABOUT IT:

PAGE NO.	PARA-GRAPH	FIGURE NO.	TABLE NO.
----------	------------	------------	-----------

TEAR ALONG DOTTED LINE

TYPED NAME, GRADE OR TITLE, AND TELEPHONE NUMBER

SIGN HERE:

DA FORM 2028-2 (TEST)
1 AUG 74

P.S.--IF YOUR OUTFIT WANTS TO KNOW ABOUT YOUR MANUAL "FIND," MAKE A CARBON COPY OF THIS AND GIVE IT TO YOUR HEADQUARTERS.

The Metric System and Equivalents

Linear Measure

1 centimeter = 10 millimeters = .39 inch
 1 decimeter = 10 centimeters = 3.94 inches
 1 meter = 10 decimeters = 39.37 inches
 1 dekameter = 10 meters = 32.8 feet
 1 hectometer = 10 dekameters = 328.08 feet
 1 kilometer = 10 hectometers = 3,280.8 feet

Weights

1 centigram = 10 milligrams = .15 grain
 1 decigram = 10 centigrams = 1.54 grains
 1 gram = 10 decigrams = .035 ounce
 1 dekagram = 10 grams = .35 ounce
 1 hectogram = 10 dekagrams = 3.52 ounces
 1 kilogram = 10 hectograms = 2.2 pounds
 1 quintal = 100 kilograms = 220.46 pounds
 1 metric ton = 10 quintals = 1.1 short tons

Liquid Measure

1 centiliter = 10 milliliters = .34 fl. ounce
 1 deciliter = 10 centiliters = 3.38 fl. ounces
 1 liter = 10 deciliters = 38.82 fl. ounces
 1 dekaliter = 10 liters = 2.64 gallons
 1 hectoliter = 10 dekaliters = 26.42 gallons
 1 kiloliter = 10 hectoliters = 264.18 gallons

Square Measure

1 sq. centimeter = 100 sq. millimeters = .155 sq. inch
 1 sq. decimeter = 100 sq. centimeters = 15.5 sq. inches
 1 sq. meter (centare) = 100 sq. decimeters = 10.76 sq. feet
 1 sq. dekameter (are) = 100 sq. meters = 1,076.4 sq. feet
 1 sq. hectometer (hectare) = 100 sq. dekameters = 2.47 acres
 1 sq. kilometer = 100 sq. hectometers = .386 sq. mile

Cubic Measure

1 cu. centimeter = 1000 cu. millimeters = .06 cu. inch
 1 cu. decimeter = 1000 cu. centimeters = 61.02 cu. inches
 1 cu. meter = 1000 cu. decimeters = 35.31 cu. feet

Approximate Conversion Factors

To change	To	Multiply by	To change	To	Multiply by
inches	centimeters	2.540	ounce-inches	newton-meters	.007062
feet	meters	.305	centimeters	inches	3.94
yards	meters	.914	meters	feet	3.280
miles	kilometers	1.609	meters	yards	1.094
square inches	square centimeters	6.451	kilometers	miles	.621
square feet	square meters	.093	square centimeters	square inches	.155
square yards	square meters	.836	square meters	square feet	10.764
square miles	square kilometers	2.590	square meters	square yards	1.196
acres	square hectometers	.405	square kilometers	square miles	.386
cubic feet	cubic meters	.028	square hectometers	acres	2.471
cubic yards	cubic meters	.765	cubic meters	cubic feet	35.315
fluid ounces	milliliters	29.573	cubic meters	cubic yards	1.308
pints	liters	.473	milliliters	fluid ounces	.034
quarts	liters	.946	liters	pints	2.113
gallons	liters	3.785	liters	quarts	1.057
ounces	grams	28.349	liters	gallons	.264
pounds	kilograms	.454	grams	ounces	.035
short tons	metric tons	.907	kilograms	pounds	2.205
pound-feet	newton-meters	1.365	kilograms	short tons	1.102
pound-inches	newton-meters	.11375	metric tons		

Temperature (Exact)

°F	Fahrenheit temperature	5/9 (after subtracting 32)	Celsius temperature	°C
----	------------------------	----------------------------	---------------------	----

