

**DIRECT SUPPORT MAINTENANCE
REPAIR PARTS AND SPECIAL TOOLS LIST
FOR
RADIO SETS**

**AN/PRC-119F
(NSN 5820-01-451-8252) (EIC: N/A)**

**AN/VRC-87F
(NSN 5820-01-451-8248) (EIC: N/A)**

**AN/VRC-88F
(NSN 5820-01-452-8435) (EIC: N/A)**

**AN/VRC-89F
(NSN 5820-01-451-8247) (EIC: N/A)**

**AN/VRC-90F
(NSN 5820-01-451-8246) (EIC: N/A)**

**AN/VRC-91F
(NSN 5820-01-451-8249) (EIC: N/A)**

AND

**AN/VRC-92F
(NSN 5820-01-451-8250) (EIC: N/A)**

APPROVED FOR PUBLIC RELEASE; DISTRIBUTION IS UNLIMITED

**HEADQUARTERS, DEPARTMENT OF THE ARMY
30 November 2002**

TM 11-5820-890-30P-3

INSERT LATEST CHANGED PAGES/WORK PACKAGES. DESTROY SUPERSEDED DATA.

LIST OF EFFECTIVE PAGES

NOTE: The portion of text affected by the changes is indicated by a vertical line in the outer margin of the page. Changes to illustrations are indicated by a vertical line adjacent to the title.

Date of issue for the original manual and changed pages are:

Original: 30 November 2002

**TOTAL NUMBER OF PAGES IN THIS PUBLICATION IS 112,
CONSISTING OF THE FOLLOWING:**

Page No.	*Change No.	Page No.	*Change No.
Front Cover/blank	0	Figure 14	0
A/(B blank)	0	14-1	0
i - iv	0	Figure 15	0
1 - 6	0	15-1	0
Figure 1, Sheet 1 through 8	0	Figure 16	0
1-1	0	16-1	0
Figure 2	0	Figure 40	0
2-1	0	40-1	0
Figure 3	0	Blank	0
3-1	0	Figure 41, Sheet 1 and 2	0
Figure 4	0	41-1 and 41-2	0
4-1	0	Blank	0
Figure 5	0	Figure 42	0
5-1	0	42-1	0
Figure 6	0	Figure 43	0
6-1	0	43-1	0
Figure 7	0	Figure 50	0
7-1	0	50-1	0
Figure 8	0	Figure 51, Sheet 1 through 7	0
8-1	0	51-1 and 51-2	0
Figure 9	0	Blank	0
9-1	0	Figure 52	0
Figure 10	0	52-1	0
10-1	0	Figure 53, Sheet 1 through 3	0
Blank	0	53-1 and 53-2	0
Figure 11, Sheet 1 and 2	0	Index, I-1 through I-11	0
11-1	0	Blank	0
Figure 12, Sheet 1 through 3	0	2028s	0
12-1	0	Auth/blank	0
Figure 13	0	Blank/Rear Cover	0
13-1	0		

*Zero in this column indicates an original page.

A/(B blank)

Technical Manual

No. 11-5820-890-30P-3

HEADQUARTERS,
Department of the Army
Washington, D.C., 30 November 2002

**DIRECT SUPPORT MAINTENANCE
REPAIR PARTS AND SPECIAL TOOLS LIST
FOR
RADIO SETS**

AN/PRC-119F	(NSN 5820-01-451-8252) (EIC: N/A)
AN/VRC-87F	(NSN 5820-01-451-8248) (EIC: N/A)
AN/VRC-88F	(NSN 5820-01-452-8435) (EIC: N/A)
AN/VRC-89F	(NSN 5820-01-451-8247) (EIC: N/A)
AN/VRC-90F	(NSN 5820-01-451-8246) (EIC: N/A)
AN/VRC-91F	(NSN 5820-01-451-8249) (EIC: N/A)
AN/VRC-92F	(NSN 5820-01-451-8250) (EIC: N/A)

Current as of 1 August 2002

REPORTING ERRORS AND RECOMMENDING IMPROVEMENTS

You can help improve this manual. If you find any mistakes, or if you know of a way to improve the procedures, please let us know. Mail your letter, DA Form 2028 (Recommended Changes to Publications and Blank Forms) or DA Form 2028-2 located in back of this manual direct to: Commander, US Army Communications-Electronics Command and Fort Monmouth, ATTN: AMSEL-LC-LEO-D-CS-CFO, Fort Monmouth, New Jersey 07703-5006. The fax number is 732-532-1413, DSN 992-1413. You may also e-mail your recommendations to AMSEL-LC-LEO-PUBS-CHG@cecom3.monmouth.army.mil

A reply will be furnished direct to you.

TABLE OF CONTENTS

		Page	Illus/ Figure
Section	I.	Introduction	1
	II.	Repair Parts List.....	1
Group	00	SINCGARS Family of Radios	1-1 1
	64	Radio Receiver-Transmitter RT-1523E(C)/U	2-1 2
		6401 Electronic Assembly.....	3-1 3
		640101 Protocol Module Assembly	4-1 4
		640102 Radio Frequency Module Assembly	5-1 5
		6402 Rear Cover Assembly	6-1 6
		6403 Chassis Assembly-Receiver-Transmitter.....	7-1 7
		640301 Electrical Chassis.....	8-1 8
		6404 Top Cover Assembly.....	9-1 9
		6405 Battery Cover Assembly.....	10-1 10
	65	Vehicular Amplifier-Adapter AM-7239E/VRC.....	11-1 11
		6501 Electrical Chassis-Electronic Equipment-Adapter/Power Supply	12-1 12
		6502 Electronic Components Assembly-Sidehat	13-1 13
		6503 Electronic Components Assembly-Power Control.....	14-1 14

TABLE OF CONTENTS

		Page	Illus/ Figure
Group	6504 Access Cover-Power Control (see group 65 for listing of parts)		
	6505 Sidehat Cover (see group 65 for listing of parts)		
	6506 Electrical Equipment Shelf	15-1	15
	6507 Electrical Equipment Mounting Base	16-1	16
66	Radio Set AN/PRC-119F (see group 00 for listing of parts)		
	6601 Receiver-Transmitter RT-1523E(C)/U (see group 64 for listing of parts)		
	6602 Manpack Antenna AS-3683/PRC (see TM 11-5820-890-30P-1 for listing of parts)		
	6603 Handheld Remote Control Radio Device C-12493/U (see TM 11-5820-890-30P-1 for listing of parts)		
67	Radio Set AN/VRC/-87F (see group 00 for listing of parts)		
	6701 Receiver-Transmitter RT-1523E(C)/U (see group 64 for listing of parts)		
	6702 Vehicular Amplifier-Adapter AM-7239E/VRC (see group 65 for listing of parts)		
68	Radio Set AN/VRC-88F (see group 00 for listing of parts)		
	6801 Receiver-Transmitter RT-1523E(C)/U (see group 64 for listing of parts)		
	6802 Vehicular Amplifier-Adapter AM-7239E/VRC (see group 65 for listing of parts)		
	6803 Manpack Antenna AS-3683/PRC (see TM 11-5820-890-30P-1 for listing of parts)		
	6804 Handheld Remote Control Radio Device C-12493/U (see TM 11-5820-890-30P-1 for listing of parts)		
69	Radio Set AN/VRC-89F (see group 00 for listing of parts)		
	6901 Receiver-Transmitter RT-1523E(C)/U (see group 64 for listing of parts)		
	6902 Vehicular Amplifier-Adapter AM-7239E/VRC (see group 65 for listing of parts)		
	6903 Radio Frequency Amplifier, AM-7238B/VRC (see TM 11-5820-890-30P-1 for listing of parts)		
70	Radio Set AN/VRC-90F (see group 00 for listing of parts)		
	7001 Receiver-Transmitter RT-1523E(C)/U (see group 64 for listing of parts)		
	7002 Vehicular Amplifier-Adapter AM-7239E/VRC (see group 65 for listing of parts)		
	7003 Radio Frequency Amplifier, AM-7238B/VRC (see TM 11-5820-890-30P-1 for listing of parts)		
71	Radio Set AN/VRC-91F (see group 00 for listing of parts)		
	7101 Receiver-Transmitter RT-1523E(C)/U (see group 64 for listing of parts)		
	7102 Vehicular Amplifier-Adapter AM-7239E/VRC (see group 65 for listing of parts)		
	7103 Radio Frequency Amplifier, AM-7238B/VRC (see TM 11-5820-890-30P-1 for listing of parts)		
	7104 Manpack Antenna AS-3683/PRC (see TM 11-5820-890-30P-1 for listing of parts)		

TABLE OF CONTENTS

Group		Page	Illus/ Figure
	7105 Handheld Remote Control Radio Device C-12493/U (see TM 11-5820-890-30P-1 for listing of parts)		
72	Radio Set AN/VRC-92F (see group 00 for listing of parts)		
	7201 Receiver-Transmitter RT-1523E(C)/U (see group 64 for listing of parts)		
	7202 Vehicular Amplifier-Adapter AM-7239E/VRC (see group 65 for listing of parts)		
	7203 Radio Frequency Amplifier, AM-7238B/VRC (see TM 11-5820-890-30P-1 for listing of parts)		
	7204 Electronic Equipment Auxiliary Kit MK-2312/VRC (see TM 11-5820-890-30P-1 for listing of parts)		
97	Interconnecting Group ON-373B/GRC 40-1	40-1	40
	9701 Electrical Communications Equipment Case (see TM 11-5820-890-30P-1 for listing of parts)		
	970101 Equipment Case (see TM 11-5820-890-30P-1 for listing of parts)		
	970102 Equipment Cove (see TM 11-5820-890-30P-1 for listing of parts)		
	9702 Power Supply (see TM 11-5820-890-30P-1 for listing of parts)		
	970201 Chassis/Power Supply Assembly (see TM 11-5820-890-30P-1 for listing of parts)		
	97020102 Electrical Equipment Chassis (see TM 11-5820-890-30P-1 for listing of parts)		
	9703 Electrical Wiring Harness - Radio Frequency Power Amplifier Adapter (see TM 11-5820-890-30P-1 for listing of parts)		
	9704 Electrical Wiring Harness - Fill Device (see TM 11-5820-890-30P-1 for listing of parts)		
	9705 Branched Wiring Harness - Receiver - Transmitter (see TM 11-5820-890-30P-1 for listing of parts)		
	9706 Branched Wiring Harness - Control Monitor (see TM 11-5820-890-30P-1 for listing of parts)		
	9707 Branched Wiring Harness - Electrical Power (see TM 11-5820-890-30P-1 for listing of parts)		
	9710 Static Control Tablerunner (see TM 11-5820-890-30P-1 for listing of parts)		
97	9711 Branched Wiring Harness - Amplifier - Adapter (see TM 11-5820-890-30P-1 for listing of parts)		
	9712 Electrical Wiring Harness - Power Supply (see TM 11-5820-890-30P-1 for listing of parts)		
	9713 Branched Wiring Harness - Auxiliary RFPA Mount (see TM 11-5820-890-30P-1 for listing of parts)		
	9714 Branched Wiring Harness - Power Supply Adapter (see TM 11-5820-890-30P-1 for listing of parts)		
	9715 Branched Wiring Harness - Battery Box (see TM 11-5820-890-30P-1 for listing of parts)		
	9716 Branched Wiring Harness - Battery Tray (see TM 11-5820-890-30P-1 for listing of parts)		
	9717 Branched Wiring Harness - Control Unit Loudspeaker (see TM 11-5820-890-30P-1 for listing of parts)		

TABLE OF CONTENTS

		Page	Illus/ Figure
Group	9718 Branched Wiring Harness - Remote Control Unit (see TM 11-5820-890-30P-1 for listing of parts)		
	9719 Branched Wiring Harness - Splitter Cable (see TM 11-5820-890-30P-1 for listing of parts)		
	9724 Branched Wiring Harness - Amplifier - Adapter (see TM 11-5820-890-30P-1 for listing of parts)		
	9725 Branched Wiring Harness - Receiver - Transmitter (see TM 11-5820-890-30P-1 for listing of parts)		
	9726 Branched Wiring Harness - Receiver - Transmitter	41-1	41
	9727 Adapter Cable Assembly - Y	42-1	42
	9728 Circuit Card Assembly - Extender Card	43-1	43
Section	III. SPECIAL TOOLS LIST		
	SINGARS Maintenance Group Set	50-1	50
	Interconnecting Group ON-373B/GRC	51-1	51
	Electronic Equipment Parts Kit	52-1	52
	Electronic Equipment Tool Kit	53-1	53
	Electronic Equipment Tool Kit (GD) (see TM 11-5820-890-30P-1 for listing of parts)		
Section	IV. Cross-Reference Indexes		
	National Stock Number Index	I-1	
	Part Number Index	I-4	

SECTION I INTRODUCTION

1. Scope

This RPSTL lists and authorizes spares and repair parts; special tools; special test, measurement, and diagnostic equipment (TMDE); and other special support equipment required for performance of unit and direct support maintenance of AN/PRC-119F, AN/VRC-87F, AN/VRC-88F, AN/VRC-89F, AN/VRC-90F, AN/VRC-91F, and AN/VRC-92F. It authorizes the requisitioning, issue, and disposition of spares, repair parts and special tools as indicated by the source, maintenance and recoverability (SMR) codes.

2. General

This Repair Parts and Special Tools List is divided into the following sections:

a. Section II, Repair Parts List. A list of spares and repair parts authorized by this RPSTL for use in the performance of maintenance. The list also includes parts which must be removed for replacement of the authorized parts. Parts lists are composed of functional groups in ascending numeric sequence, with the parts in each group listed in ascending item number sequence. Figure numbers are listed directly beneath the group header. Repair part kits are listed separately in their own functional group within section II. Repair parts for reparable special tools are also listed in this section. Items are shown on the associated illustration.

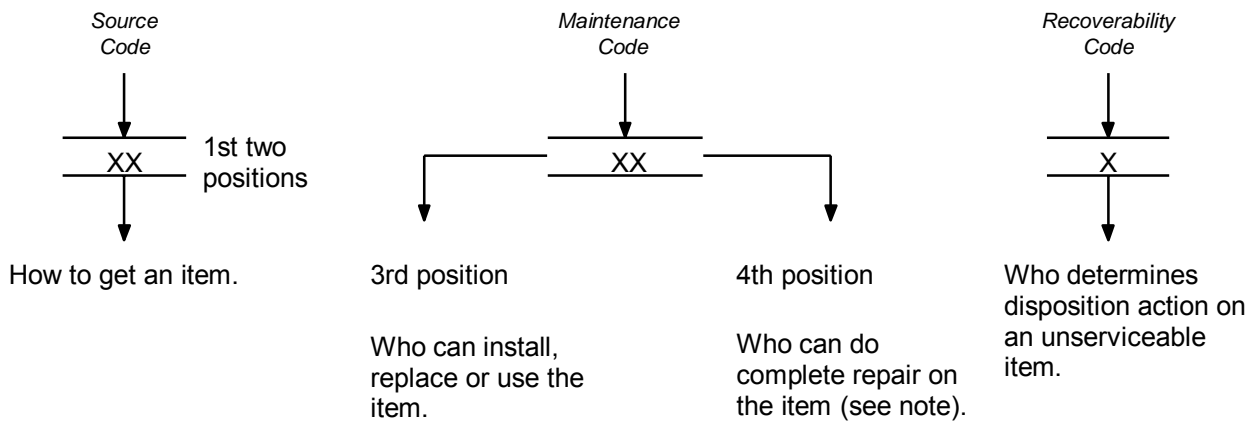
b. Section III, Special Tools List. A list of special tools, special TMDE, and other special support equipment authorized by this RPSTL (as indicated by Basis of Issue (BOI) information in DESCRIPTION AND USABLE ON CODE (UOC) column (5) for the performance of maintenance.

c. Section IV. Cross-Reference Indexes. There are two cross-reference indexes in this RPSTL: the National Stock Number Index and the Part Number Index. The National Stock Number Index refers you to the figure and item number. The Part Number Index refers you to the figure and item number.

3. Explanation of Columns (Sections II and III)

a. Item No. (Column (1)). Indicates the number used to identify items called out in the illustration.

b. SMR CODE (Column (2)). The source, maintenance, and recoverability (SMR) code is a five-position code containing supply/requisitioning information, maintenance category authorization criteria, and disposition instruction as shown in the following breakout:



NOTE

Complete repair: Maintenance capacity, capability, and authority to perform all corrective maintenance tasks of the "Repair" function in a use/user environment in order to restore serviceability to a failed item.

(1) *Source Code*. The source code tells you how to get an item needed for maintenance, repair, or overhaul of an end item/equipment. Explanations of source codes follows:

Code

Explanation

PA
PB
PC
PD
PE
PF
PG

Stocked items; use the applicable NSN to request/requisition items with these source codes. They are authorized to the category indicated by the source code entered in the third position of the SMR code.

NOTE

Items coded PC are subject to deterioration.

KD
KF
KB

Items with these codes are not to be requested/requisitioned individually. They are part of a kit which is authorized to the maintenance category indicated in the third position of the SMR code. The complete kit must be requisitioned and applied.

MO — Made at org/
AVUM category
MF — Made at DS/
AVIM category
MH — Made at GS
category
ML — Made at Spec-
ialized Repair
Activity (SRA)
MD — Made at Depot

Items with these codes are not to be requested/requisitioned individually. They must be made from bulk material which is identified by the part number in the description and usable on code (UOC) column and listed in the Bulk Material group of the repair parts list. If the item is authorized to you by the third position code of the SMR code, but the source code indicates it is made at a higher category, order the item from the higher category of maintenance.

AO — Assembled by org/
AVUM category
AF — Assembled by DS/
AVIM category
AH — Assembled by GS
category
AL — Assembled by SRA
AD — Assembled by Depot

Items with these codes are not to be requested/requisitioned individually. The parts that make up the assembled item must be requisitioned or fabricated and assembled at the category of maintenance indicated by the source code. If the disposition code of the SMR code authorizes you to replace the item, but the source code indicates the item is assembled at a higher category, order the item from the higher category of maintenance.

- XA — Do not requisition an “XA” coded item. Order its next higher assembly.
- XB — If an “XB” item is not available from salvage, order it using the CAGEC and part number given.
- XC — Installation drawing, diagram, instruction sheet, field service drawing, that is identified by manufacturers part number.
- XD — Item is not stocked. Order an “XD” coded item through normal supply channels using the CAGEC and part number given, if no NSN is available.

NOTE

Cannibalization or controlled exchange, when authorized, may be used as a source of supply for items with the above source codes, except for those source coded “XA” or those aircraft support items restricted by requirements of AR 750-1.

(2) *Maintenance Code.* Maintenance codes tell you the category of maintenance authorized to USE and REPAIR support items. The maintenance codes are entered in the third and fourth positions of the SMR code as follows:

(a) The maintenance code entered in the third position tells you the lowest maintenance category authorized to remove, replace, and use an item. The maintenance code entered in the third position will indicate authorization to one of the following categories of maintenance.

<i>Code</i>	<i>Application/Explanation</i>
C	— Crew or operator maintenance done within organizational or aviation maintenance.
O	— Organizational or aviation unit category can remove, replace, and use the item.
F	— Direct support or aviation intermediate category can remove, replace, and use the item.
H	— General support category can remove, replace, and use the item.
L	— Specialized repair activity can remove, replace, and use the item.
D	— Depot category can remove, replace, and use the item.

(b) The maintenance code entered in the fourth position tells whether or not the item is to be repaired and identifies the lowest maintenance category with the capability to do complete repair (i.e., perform all authorized repair functions). This position will contain one of the following maintenance codes.

NOTE

Some limited repair may be done on the item at a lower level of maintenance, if authorized by the Maintenance Allocation Chart (MAC) and SMR codes.

<i>Code</i>	<i>Application/Explanation</i>
O	— Organizational or aviation unit is the lowest category that can do complete repair of the item.
F	— Direct support or aviation intermediate is the lowest category that can do complete repair of the item.
H	— General support is the lowest category that can do complete repair of the item.
L	— Specialized repair activity (designated the special repair activity) is the lowest category that can do complete repair of the item.
D	— Depot is the lowest category that can do complete repair of the item.
Z	— Nonreparable. No repair is authorized.
B	— No repair is authorized. (No parts or special tools are authorized for the maintenance of a “B” coded item.) However, the item may be reconditioned by adjusting, lubricating, etc., at the user category.

(3) *Recoverability Code.* Recoverability codes are assigned to items to indicate the disposition action on unserviceable items. The recoverability code is entered in the fifth position of the SMR Code as follows:

<i>Recoverability codes</i>	<i>Application/Explanation</i>
Z	— Nonreparable item. When unserviceable, condemn and dispose of the item at the category of maintenance shown in the third position of SMR code.
O	— Repairable item. When uneconomically repairable, condemn and dispose of the item at organizational or aviation unit category.
F	— Repairable item. When uneconomically repairable, condemn and dispose of the item at the direct support or aviation intermediate category.
H	— Repairable item. When uneconomically repairable, condemn and dispose of the item at general support category.
D	— Repairable item. When beyond lower category repair capability, return to depot. Condemnation and disposal of item not authorized below depot category.
L	— Repairable item. Condemnation and disposal not authorized below specialized repair activity (SRA).
A	— Item requires special handling or condemnation procedures because of specific reasons (e.g., precious metal content, high dollar value, critical material, or hazardous material). Refer to appropriate manuals/directives for specific instructions.

c. *NSN (Column (3))*. The national stock number for the item is listed in this column.

d. *CAGEC (Column (4))*. The Commercial and Government Entity Code (CAGEC) is a 5-digit numeric code which is used to identify the manufacturer, distributor, or Government agency, etc., that supplies the item.

e. *Part Number (Column (5))*. Indicates the primary number used by the manufacturer (individual, company, firm, corporation, or Government activity), which controls the design and characteristics of the item by means of its engineering drawings, specifications standards, and inspection requirements to identify an item or range of items.

NOTE

When you use an NSN to requisition an item, the item you receive may have a different part number from the part ordered.

f. *Description and Usable on Code (UOC) (Column (6))*. This column includes the following information:

(1) The Federal item name and, when required, a minimum description to identify the item.

(2) The statement "END OF FIGURE" appears just below the last item description in Column (5) for a given figure in both section II and section III.

g. *Qty (Column (7))*. Indicates the quantity of the item used in the breakout shown on the illustration figure, which is prepared for a functional group, subfunctional group, or an assembly. A "V" appearing in this column in lieu of a quantity indicates that the quantity is variable and the quantity may vary from application to application.

4. Explanation of Columns (Section IV)

a. *National Stock Number (NSN) Index*.

(1) *Stock number column*. This column lists the NSN by National item identification number (NIIN) sequence. The NIIN consists of the last nine digits of the NSN.

NSN
(e.g., 5385-01-574-1476)

When using this column to locate an item, ignore the first four digits of the NSN. Use the complete NSN (13 digits) when requisitioning items by stock number.

(2) *Fig. column*. This column lists the number of the figure where the item is identified/located. The illustrations are in numerical sequence in sections II and III.

(3) *Item column*. The item number identifies the item associated with the figure listed in the adjacent Fig. column. This item is also identified by the NSN listed on the same line.

b. *Part Number Index*. Part numbers in this index are listed by part number in ascending alphanumeric sequence.

(1) *CAGEC column*. This column lists the Commercial and Government Entity Code (CAGEC).

(2) *Part number column*. This column indicates the part number assigned to the item.

(3) *Stock number column*. This column lists the National stock number for the associated part number and manufacturer identified in the part number and CAGEC columns to the left.

(4) *Fig. column*. This column lists the number of the figure where the item is identified/located in sections II and III.

(5) *Item column*. The item number is that number assigned to the item as it appears in the figure referenced in the adjacent figure number column.

5. Special Information

a. *Associated Publications.* The following publications pertain to SINCGARS Ground Radio Sets:

TM 11-5820-890-20-1 Unit Maintenance Manual for Radio Sets AN/PRC-119A, AN/PRC-119D, AN/PRC-119F, AN/VRC-87A, AN/VRC-87D, AN/VRC-87F, AN/VRC-88A, AN/VRC-88D, AN/VRC-88F, AN/VRC-89A, AN/VRC-89D, AN/VRC-89F, AN/VRC-90A, AN/VRC-90D, AN/VRC-90F, AN/VRC-91A, AN/VRC-91D, AN/VRC-91F, AN/VRC-92A, AN/VRC-92D and AN/VRC-92F.

TM 11-5820-890-20-2 Unit Maintenance Manual for Radio Sets AN/PRC-119A, AN/PRC-119D, AN/PRC-119F, AN/VRC-87A, AN/VRC-87D, AN/VRC-87F, AN/VRC-88A, AN/VRC-88D, AN/VRC-88F, AN/VRC-89A, AN/VRC-89D, AN/VRC-89F, AN/VRC-90A, AN/VRC-90D, AN/VRC-90F, AN/VRC-91A, AN/VRC-91D, AN/VRC-91F, AN/VRC-92A, AN/VRC-92D and AN/VRC-92F.

TM 11-5820-890-20P-1 Unit Maintenance Repair Parts and Special Tools List for Radio Sets AN/PRC-119, AN/PRC-119A, AN/PRC-119D, AN/VRC-87, AN/VRC-87A, AN/VRC-87D, AN/VRC-88, AN/VRC-88A, AN/VRC-88D, AN/VRC-89, AN/VRC-89A, AN/VRC-89D, AN/VRC-90, AN/VRC-90A, AN/VRC-90D, AN/VRC-91, AN/VRC-91A, AN/VRC-91D, AN/VRC-92, AN/VRC-92A and AN/VRC-92D.

TM 11-5820-890-20P-2 Unit Maintenance Repair Parts and Special Tools List for Radio Sets AN/PRC-119F, AN/VRC-87F, AN/VRC-88F, AN/VRC-89F, AN/VRC-90F, AN/VRC-91F and AN/VRC-92F.

TM 11-5820-890-30P-1 Direct Support Maintenance Repair Parts and Special Tools List for Radio Sets AN/PRC-119, AN/PRC-119A, AN/PRC-119D, AN/VRC-87, AN/VRC-87A, AN/VRC-87D, AN/VRC-88, AN/VRC-88A, AN/VRC-88D, AN/VRC-89, AN/VRC-89A, AN/VRC-89D, AN/VRC-90, AN/VRC-90A, AN/VRC-90D, AN/VRC-91, AN/VRC-91A, AN/VRC-91D, AN/VRC-92, AN/VRC-92A and AN/VRC-92D.

TM 11-5820-890-30P-2 Direct Support Maintenance Repair Parts and Special Tools List for SINCGARS GD Radio Sets.

TM 11-5820-890-30-6 (5 Volumes) Direct Support Maintenance Manual for SINCGARS Ground Radio Sets.

b. *Illustrations-Listing.* Only those parts coded "O", "F" in the third position of the SMR code are listed in the tabular listing. Only illustrations containing unit and direct support authorized items appear in this manual.

c. *National Stock Numbers.* National Stock Numbers (NSNs) that are missing from "P" source coded items have been applied for and will be added to this TM by future change/revision when they are entered in the Army Master Data File (AMDF). Until the NSNs are established and published, submit exception requisition to: US Army Communications-Electronics Command and Fort Monmouth, ATTN: AMSEL-LC-COM-R-SR, Fort Monmouth, NJ 07703-5023 for the part required to support your equipment.

d. *Serial Number Effectivity.* When part numbers of spare/repair items are not the same for all serial numbered equipment, of the same model, serial number effectivity will identify the correct parts to be ordered. The serial number effectivity that appears in the tabular list is the serial number effectivity for the next higher assembly. If a figure has more than one model, both models will be shown, each with its own serial number effectivity. If a part in the tabular list does not have a serial number effectivity then that part can be used in any model. Whereas, if a part has a serial number effectivity, it is model unique and can only be used in the model marked with the same serial number effectivity.

6. How to Locate Repair Parts

a. *When National Stock Number or Part Number is Not Known.*

(1) *First* Using the table of contents, determine the assembly group or subassembly group to which the item belongs. This is necessary since figures are prepared for assembly groups and subassembly groups, and listings are divided into the same groups.

(2) *Second.* Find the figure covering the assembly group or subassembly group to which the item belongs.

(3) *Third.* Identify the item on the figure and note the item number.

(4) *Fourth.* Refer to the Repair Parts List for the figure and item numbers. The NSNs and part numbers are on the same line as the associated item numbers.

b. When National Stock Number or Part Number is Known.

(1) *First.* If you have the national stock number, look in the STOCK NUMBER column of the National Stock Number Index. The NSN is arranged in national item identification number (NIIN) sequence (see paragraph 4a). Note the figure and item number next to the NSN.

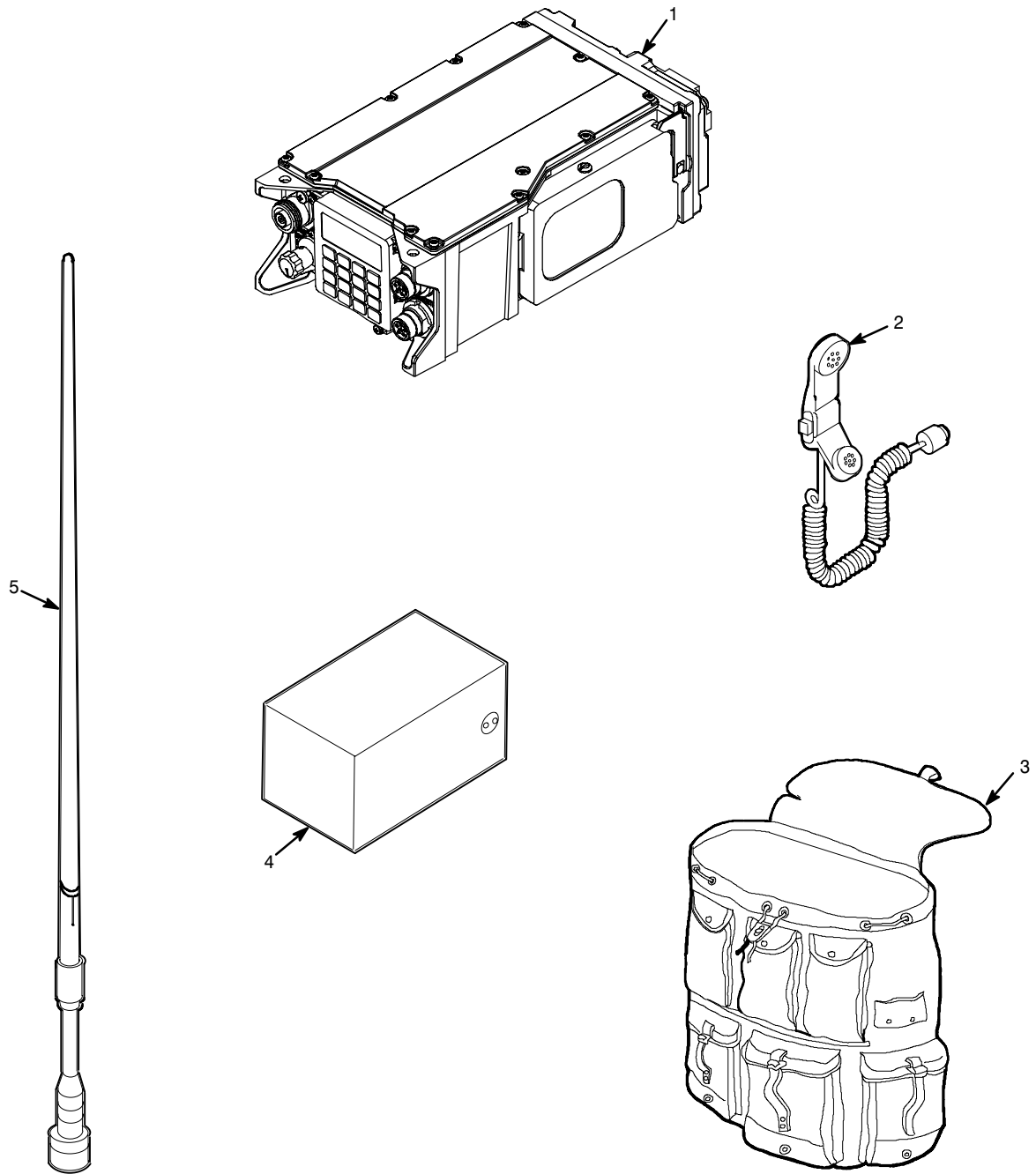
(2) *Second.* Turn to the figure and locate the item number. Verify that the item is the one you are looking for.

NOTE

If you have the part number, look in the PART NUMBER column of the Part Number Index. Identify the figure and item number, look up the item on the figure in Section II.

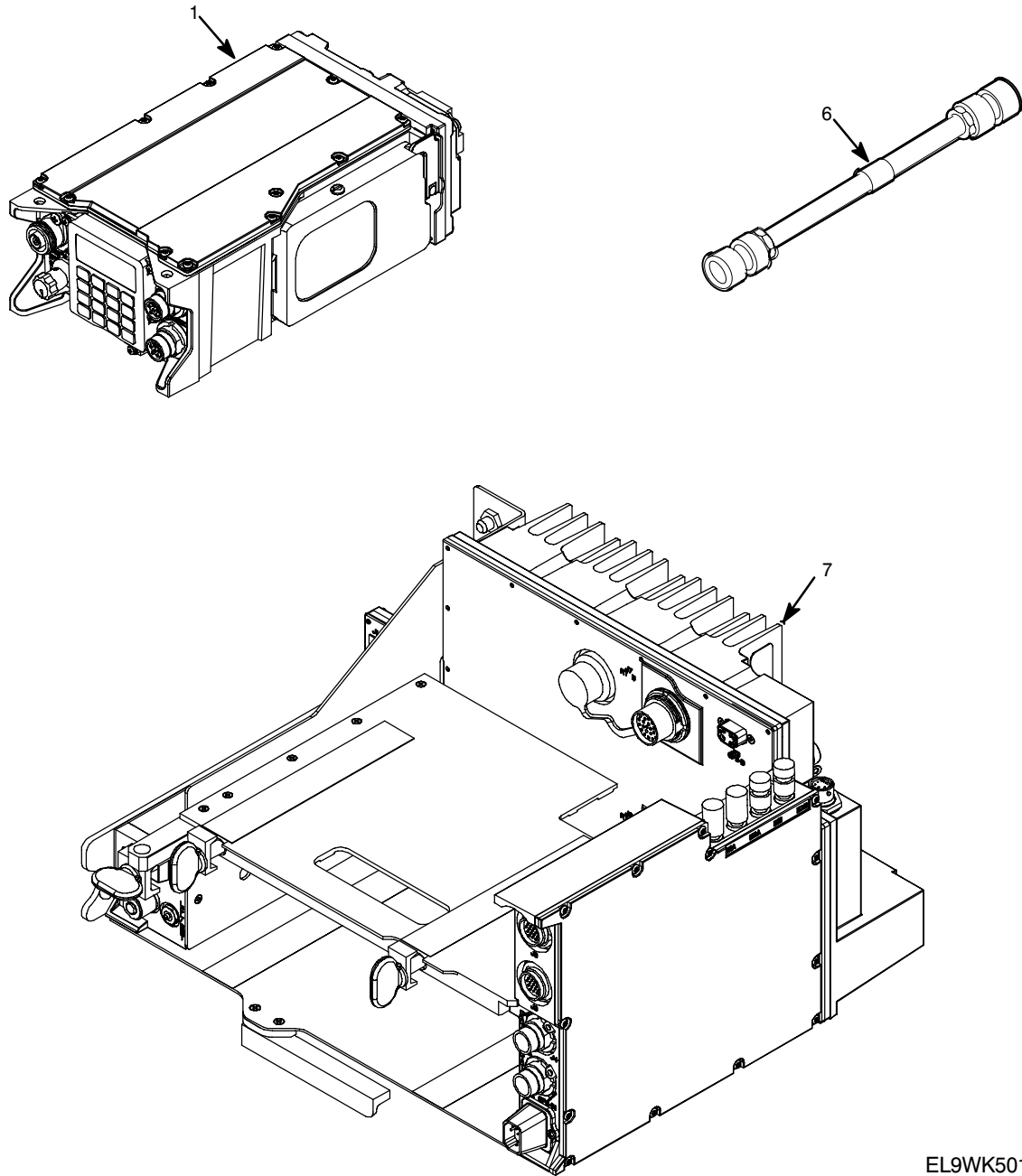
7. Abbreviations

Not applicable.



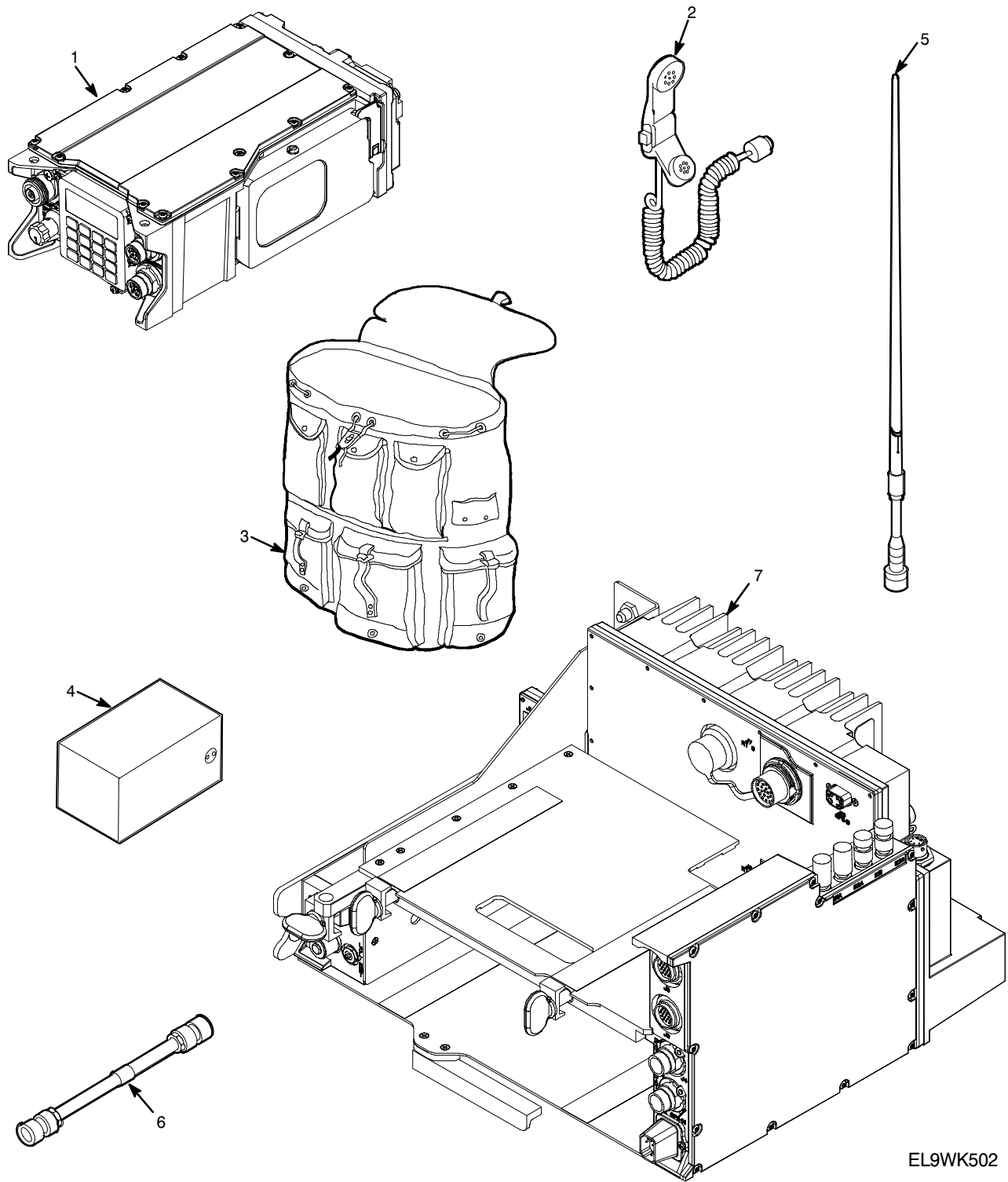
EL9WK500

Figure 1. SINGARS Family of Radios (AN/PRC-119F) (Sheet 1 of 8)



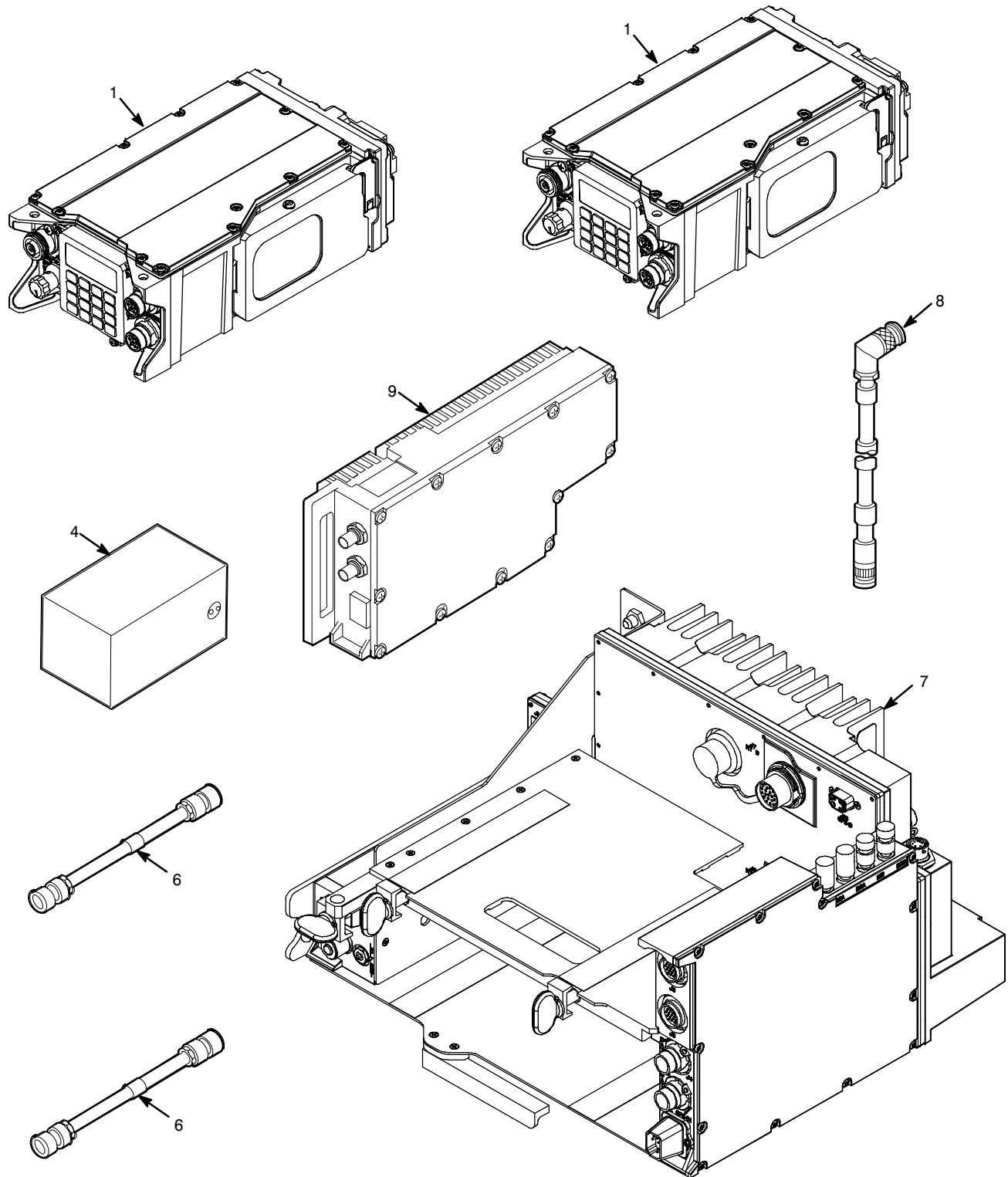
EL9WK501

Figure 1. SINCGARS Family of Radios (AN/VRC-87F) (Sheet 2 of 8)



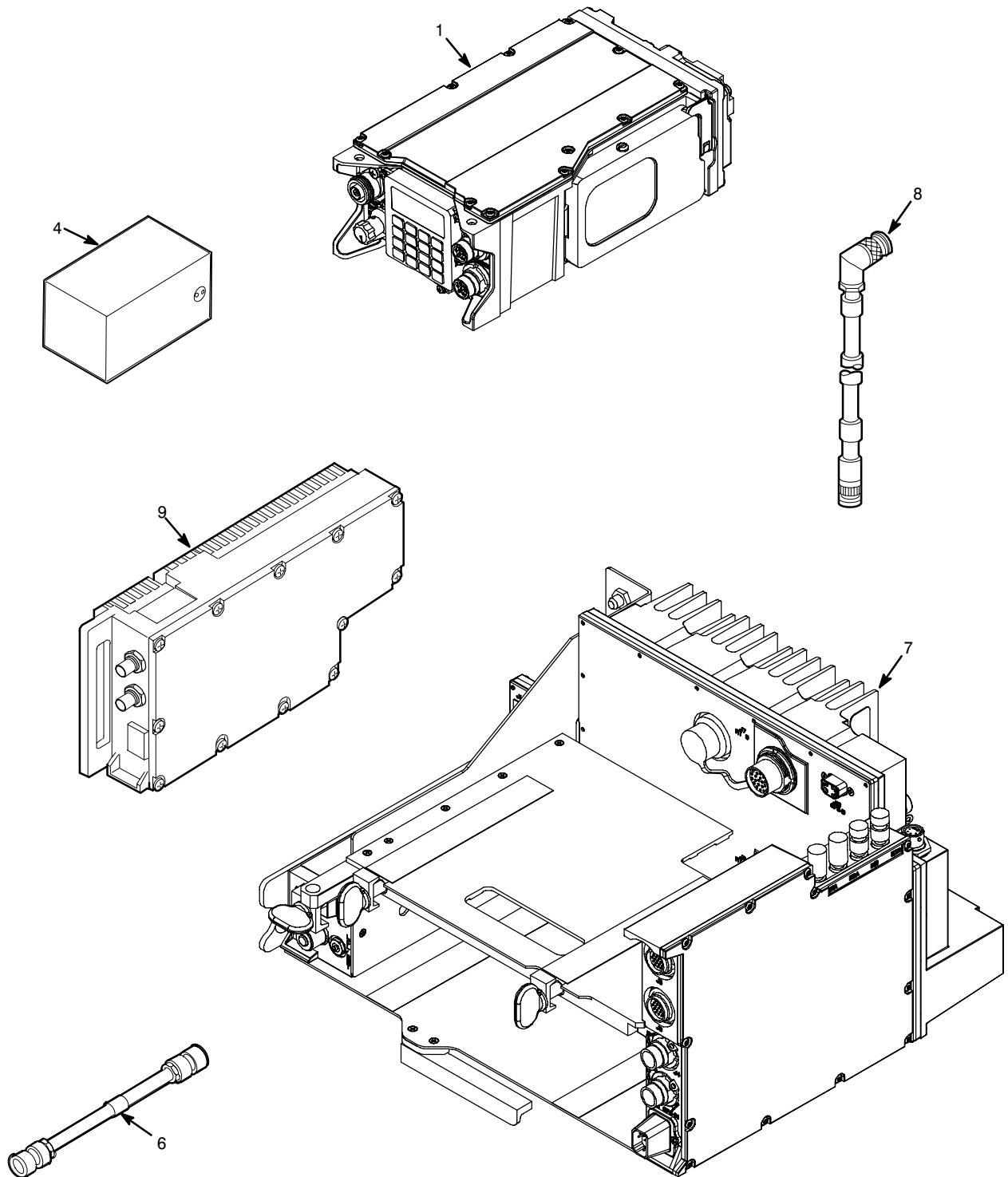
EL9WK502

Figure 1. SINCGARS Family of Radios (AN/VRC-88F) (Sheet 3 of 8)



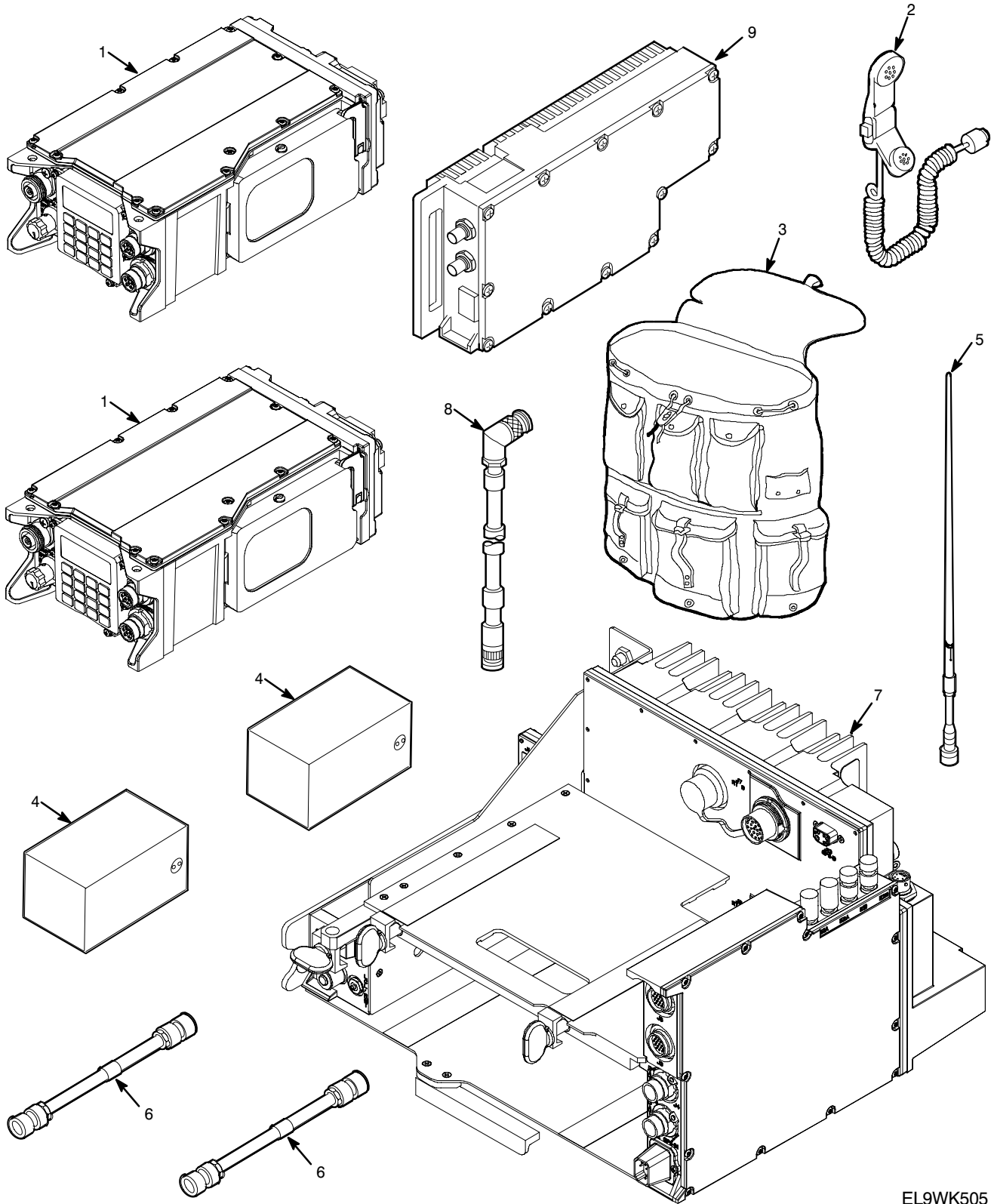
EL9WK503

Figure 1. SINCGARS Family of Radios (AN/VRC-89F) (Sheet 4 of 8)



EL9WK504

Figure 1. SINCGARS Family of Radios (AN/VRC-90F) (Sheet 5 of 8)



EL9WK505

Figure 1. SINCGARS Family of Radios (AN/VRC-91F) (Sheet 6 of 8)

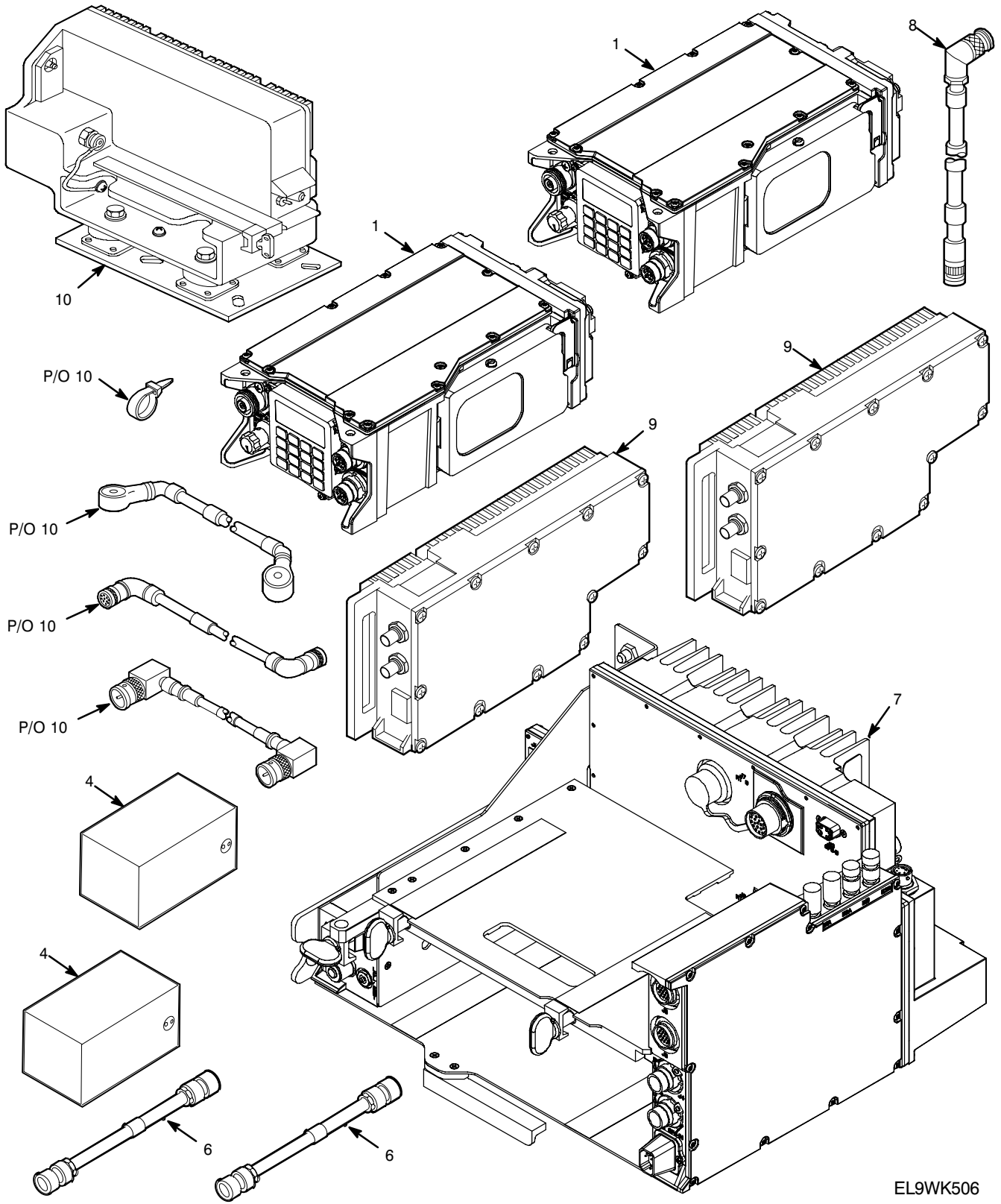
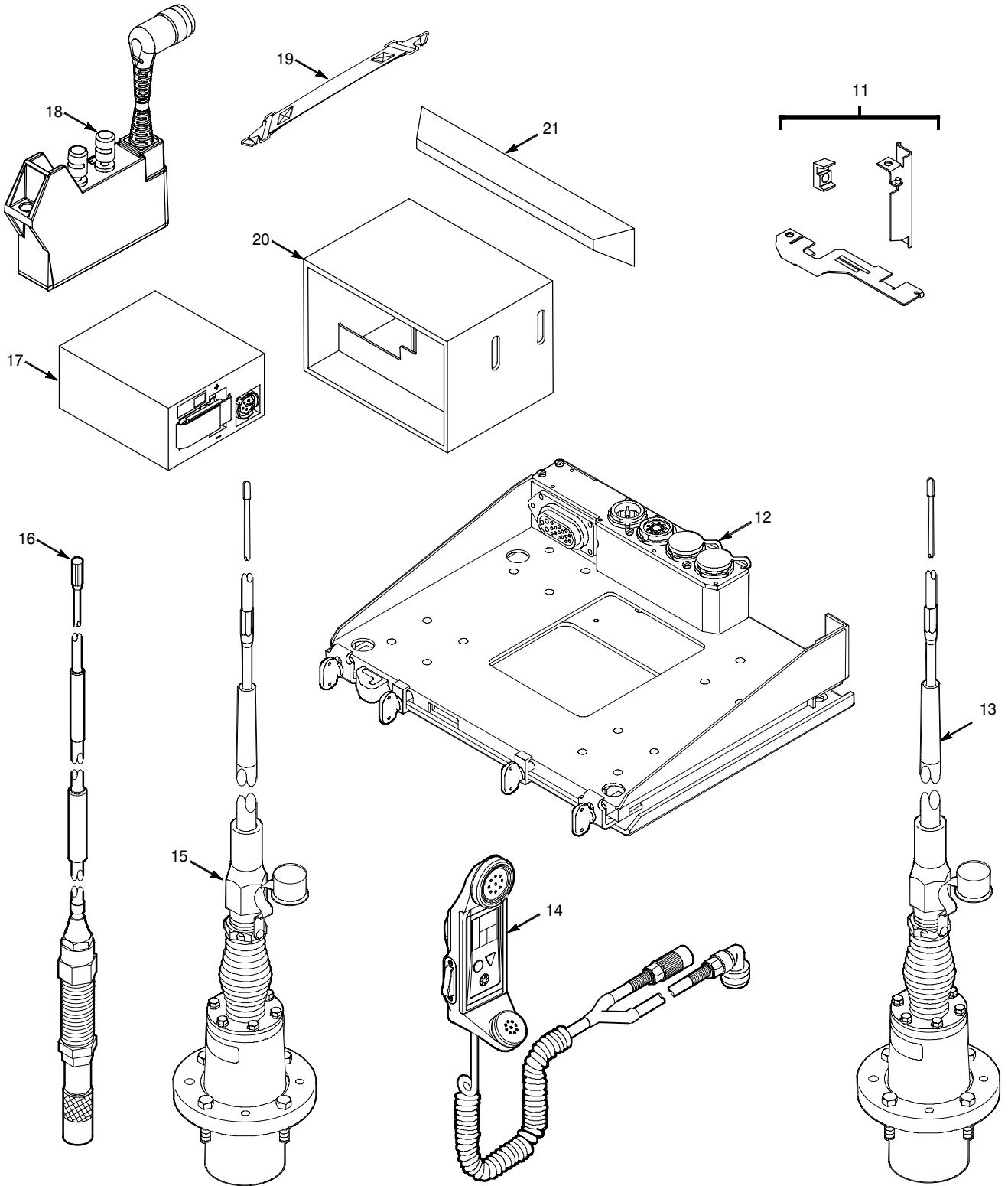


Figure 1. SINCGARS Family of Radios (AN/VRC-92F) (Sheet 7 of 8)

EL9WK506



EL9WK507

Figure 1. SINCGARS Family of Radios (Ancillary Items) (Sheet 8 of 8)

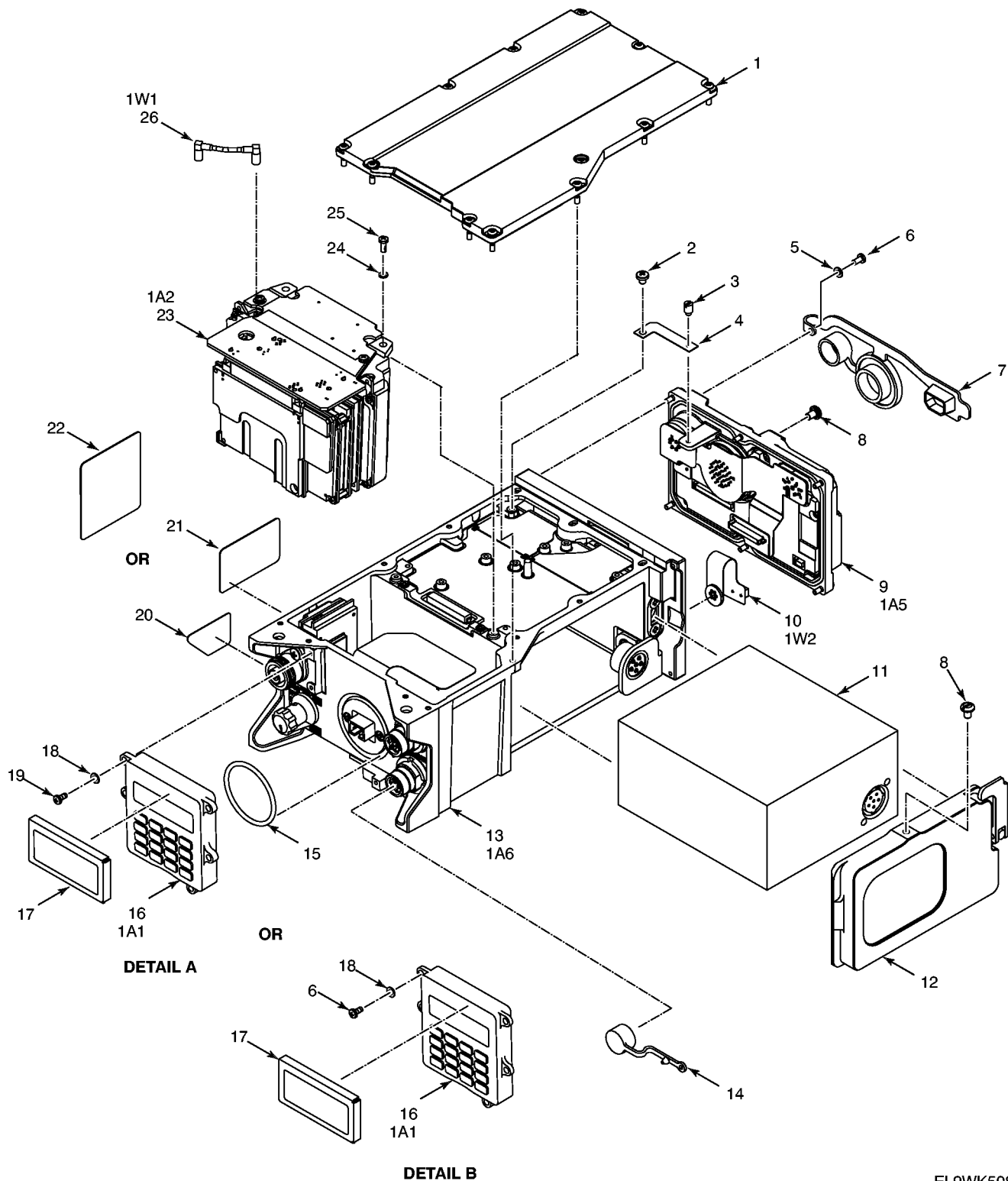
SECTION II			TM11-5820-890-30P-3			
(1)	(2)	(3)	(4)	(5)	(6)	(7)
ITEM	SMR			PART		
NO	CODE	NSN	CAGEC	NUMBER	DESCRIPTION AND USABLE ON CODES(UOC)	QTY

GROUP 00 SINGGARS FAMILY OF RADIOS

FIGURE 1

1	PAOFD	5820014441219	80058	RT-1523E(C)/U	RECEIVER-TRANSMITTE , RADIO (SEE	1
					FIGURE 2 FOR BREAKDOWN) CONTROLLED	
					CRYPTOGRAPHIC ITEM (CCI).....	
2	PAOZZ	5965000433463	80058	H-250A/U	HANDSET.....	1
3	PAOZZ	5895014614505	80063	A3142076-2	CASE,ELECTRONIC COM (FIELD PACK,	1
					COMBAT).....	
4	PCOZA	6135014389450	80063	BA-5590B/U	BATTERY,NONRECHARGE.....	1
5	PAOOO	5985012359189	80063	AS-3683/PRC	ANTENNA MANPACK (SEE TM 11-5820-	1
					890-30P-1 FOR BREAKDOWN).....	
6	PAOZZ	5995013100335	80063	A3013735-8	CABLE ASSEMBLY,SPEC RECEIVER-	1
					TRANSMITTER TO ONE WATT AUDIO.....	
7	PAOFD	5895014441218	80058	AM-7239E/VRC	AMPLIFIER-ADAPTER VEHICULAR (SEE	1
					FIGURE 11 FOR BREAKDOWN).....	
8	PAOZZ	5995013042026	80063	A3013824-3	CABLE ASSEMBLY,RADI.....	1
9	PAOFF	5895014072627	80058	AM-7238B/VRC	AMPLIFIER-FREQUENCY (SEE TM-11-	1
					5820-890-30P-1 FOR BREAKDOWN).....	
10	PDODH	5895012169552	80058	MK-2312/VRC	AUXILIARY KIT,ELECT EQUIPMENT (SEE	1
					TM 11-5820-890-30P-1 FOR BREAKDOWN).	
11	PAOZZ	5340014567985	80063	A3256669-3	BRACKET,MOUNTING (LOCKING BAR)....	1
12	PAOOF	5975011888873	80058	MT-6352/VRC	MOUNTING BASE,ELECT (SEE TM 11-	1
					5820-890-30P-1 FOR BREAKDOWN).....	
13	PAOOF	5985013088988	80058	AS-3900A/VRC	ANTENNA (SEE TM-11-5820-890-30P-1	1
					FOR BREAKDOWN).....	
14	PAOFF	5895014328370	80058	C-12493/U	REMOTE CONTROL RADI (SEE TM 11-	1
					5820-890-30P-1 FOR BREAKDOWN).....	
15	PAOOF	5985013534943	80058	AS-3916/VRC	ANTENNA (SEE TM 11-5820-890-30P-1	1
					FOR BREAKDOWN).....	
16	PAOOO	5985014257305	80058	AS-4266A/PRC	ANTENNA (SEE TM 11-5820-890-30P-1	1
					FOR BREAKDOWN).....	
17	PAOZZ	6140014925650	0GVJ8	A3272554-2	CASE,BATTERY ASSEMB (HUB INSERT)...	1
18	PAOZZ	5935014638290	80063	A3272557-2	ADAPTER,CONNECTOR (2-WIRE ADAPTER).	1
19	PAOZZ	5340014614741	80063	A3274735-1	STRAP ASSEMBLY,HAND.....	1
20	PAOZZ	5340014639002	1H2P2	A3276367-1	BASE,STAND.....	1
21	PAOZZ	5975014674678	80063	A3276933-1	RAIL,GUIDE.....	1

END OF FIGURE



EL9WK508

Figure 2. Radio Receiver-Transmitter RT-1523E(C)/U

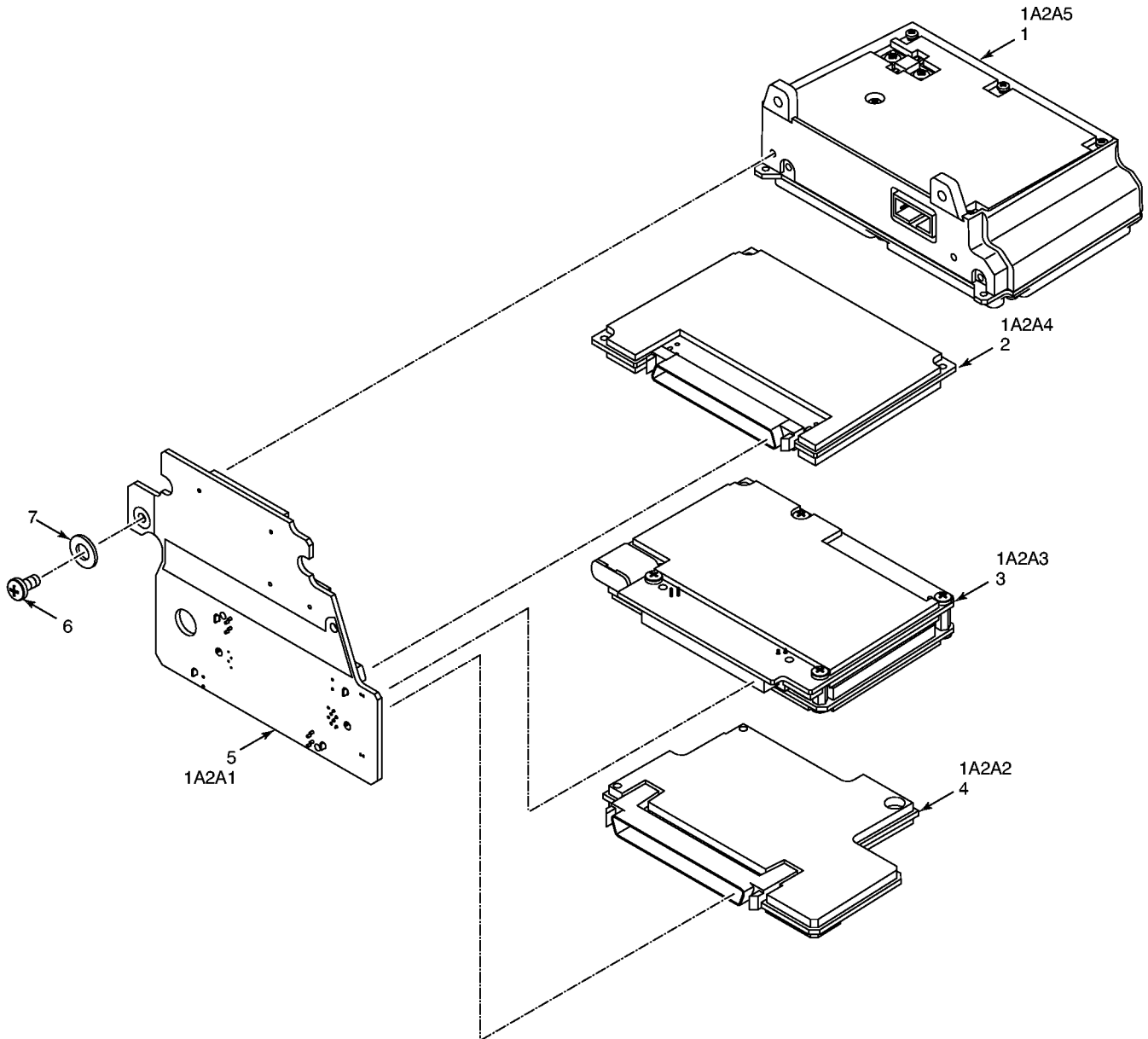
SECTION II			TM11-5820-890-30P-3			
(1)	(2)	(3)	(4)	(5)	(6)	(7)
ITEM	SMR			PART		
NO	CODE	NSN	CAGEC	NUMBER	DESCRIPTION AND USABLE ON CODES(UOC)	QTY

GROUP 64 RADIO RECEIVER-TRANSMITTER
RT-1523E(C)/U

FIGURE 2

1	PAFFF	5895014793963	80063	A3266159-1	COVER,ELECTRONIC CO (SEE FIGURE 9 FOR BREAKDOWN).....	1
2	PAFZZ	5305014644908	80063	A3271256-1	SCREW,TAPPING,THREA.....	1
3	PAFZZ	5305014639206	80063	A3256739-1	SCREW,SELF-LOCKING.....	1
4	PAFZZ	5340014642857	80063	A3266356-1	BRACKET,MOUNTING.....	1
5	PAOZZ	5310001943647	80205	MS15795-803B	WASHER,FLAT.....	1
6	PAOZZ	5305014634307	80205	NAS1635-04LR5P	SCREW,MACHINE (QTY 5 USED WITH DETAIL B).....	6
7	PAOZA	5340014620317	80063	A3266219-1	CAP,PROTECTIVE,DUST.....	1
8	PAOZZ	5305012000197	80063	A3013151-1	SCREW,SEAL.....	2
9	XBFFF		80063	A3266146-1	REAR COVER ASSEMBLY (SEE FIGURE 6 FOR BREAKDOWN).....	1
10	PAFZA	5995014617547	80063	A3272569-1	CABLE ASSEMBLY,PRIN.....	1
11	PCOZA	6135014389450	80063	BA-5590B/U	BATTERY,NONRECHARGE.....	1
12	PAOOO	6160014619622	80063	A3266163-1	COVER,BATTERY BOX (SEE FIGURE 10 FOR BREAKDOWN).....	1
13	XBFFF		80063	A3266099-1	CHASSIS ASSEMBLY (SEE FIGURE 7 FOR BREAKDOWN).....	1
14	PAOZZ	5340013464291	80063	A3132871-2	CAP,PROTECTIVE,DUST.....	2
15	PAFZA	5331014706782	80063	A3266162-8	O-RING.....	1
16	PAFFF	5895014559642	80063	A3266120-1	KEYBOARD,DATA ENTRY (DETAIL A SHOWS THICK TAB, 3/16 INCH. IT IS REPAIRABLE WITH REPAIR KIT NSN 5895-01-484-6837 IAW TB 11-5820-890- 30-4. DETAIL B SHOWS THIN TAB, 1/8 INCH. IT IS NOT REPAIRABLE AND MUST BE REPLACED.).....	1
17	PAOZZ	5895014736804	80063	A3271382-1	COVER,ELECTRONIC CO (DKA COVER ASSEMBLY).....	1
18	PAFZZ	5310014650855	80063	A3019079-2	WASHER,FLAT.....	5
19	PAFZZ	5305013738817	80205	NAS1635-04LR6P	SCREW,MACHINE (USED WITH DETAIL A).	5
20	XBFZZ		80063	A3018731-4	PLATE,IDENTIFICATIO (SERIAL NUMBER EFFECTIVITY 011001 THRU 024000).....	1
21	XBFZZ		80063	A3191082-3	PLATE,IDENTIFICATIO (SERIAL NUMBER EFFECTIVITY 000001 THRU 024000).....	1
22	XBFZZ		80063	A3272669-1	PLATE,IDENTIFICATIO (SERIAL NUMBER EFFECTIVITY 024001 AND SUBSEQUENT)..	1
23	XBFFA		80063	A3266121-1	ELECTRONIC ASSEMBLY (SEE FIGURE 3 FOR BREAKDOWN)(RETURN TO DEPOT FOR DISPOSAL).....	1
24	PAFZZ	5310000570573	80205	NAS620C4	WASHER,FLAT.....	2
25	PAFZZ	5305012043017	80205	NAS1635-04LR5	SCREW,CAP,SOCKET HE.....	2
26	PAFZA	5995014619777	80063	A3266184-1	CABLE ASSEMBLY,RADI.....	1

END OF FIGURE



EL9WK509

Figure 3. Electronic Assembly

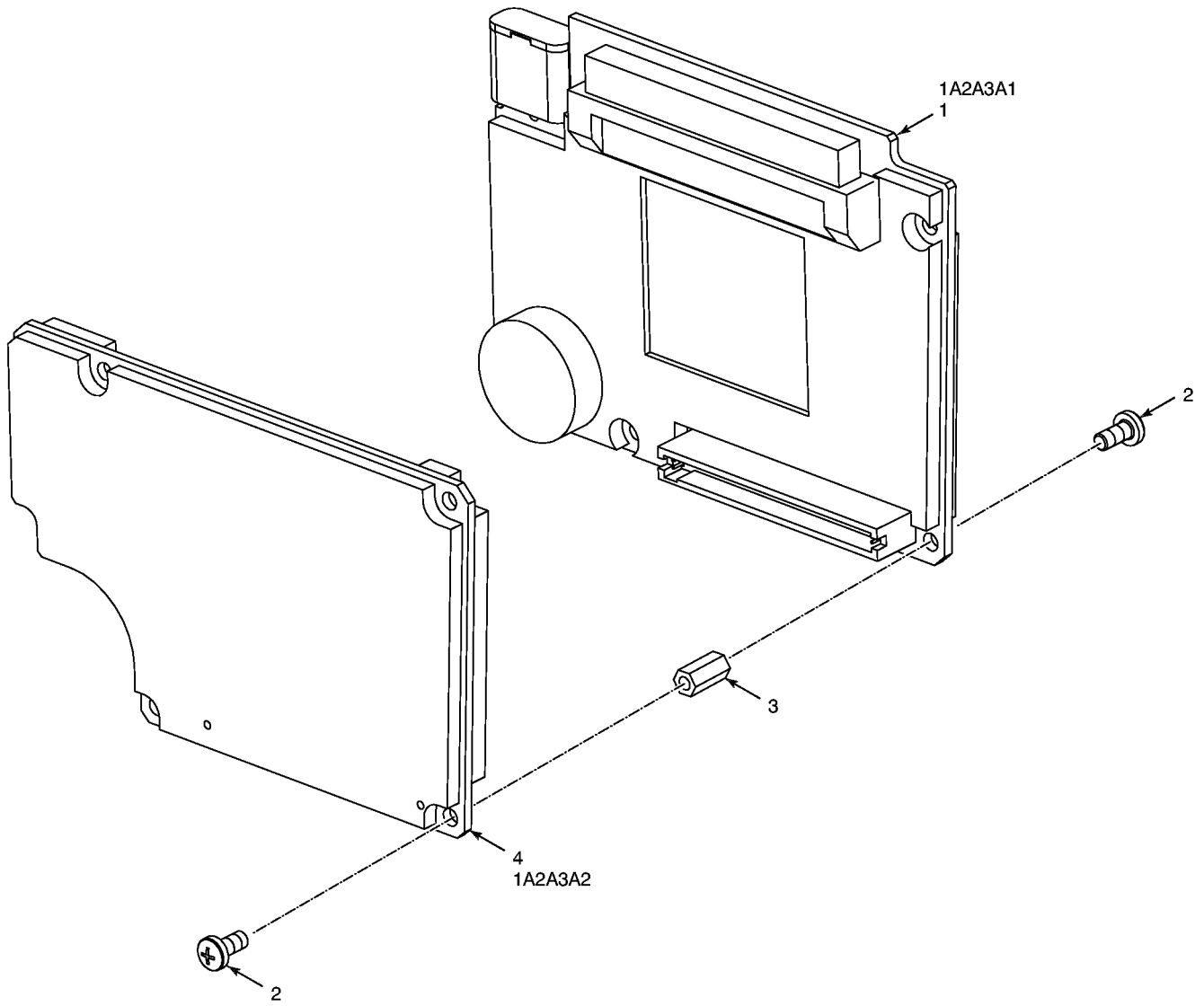
SECTION II			TM11-5820-890-30P-3			
(1)	(2)	(3)	(4)	(5)	(6)	(7)
ITEM	SMR			PART		
NO	CODE	NSN	CAGEC	NUMBER	DESCRIPTION AND USABLE ON CODES(UOC)	QTY

GROUP 6401 ELECTRONIC ASSEMBLY

FIGURE 3

1	XBFFF		80063	A3266137-1	RF MODULE ASSEMBLY (SEE FIGURE 5 FOR BREAKDOWN).....	1
2	PAFZZ	5998014559641	80063	A3272515-1	CIRCUIT CARD ASSEMB -WAVEFORM PROCESSOR (CAUTION-STATIC SENSITIVE)	1
3	XBFFA		80063	A3266129-1	PROTOCOL MODULE ASSEMBLY (SEE FIGURE 4 FOR BREAKDOWN)(RETURN TO DEPOT FOR DISPOSAL).....	1
4	PAFZZ	5998014560851	80063	A3272666-1	CIRCUIT CARD ASSEMB -CONTROLLER (CAUTION-STATIC SENSITIVE).....	1
5	PAFZZ	5998014551788	80063	A3272572-1	CIRCUIT CARD ASSEMB -RT-BACKPLANE (CAUTION-STATIC SENSITIVE) (SERIAL NUMBER EFFECTIVITY 456000001 THRU 456032230).....	1
5	PAFZZ	5998014645445	80063	A3272575-1	CIRCUIT CARD ASSEMB -RT-BACKPLANE (CAUTION-STATIC SENTIVE).....	1
6	PAFZZ	5305011856872	80205	NAS1635-04LR4	SCREW,CAP, SOCKET HE.....	2
7	PAFZZ	5310000570573	80205	NAS620C4	WASHER, FLAT.....	2

END OF FIGURE



EL9WK510

Figure 4. Protocol Module Assembly

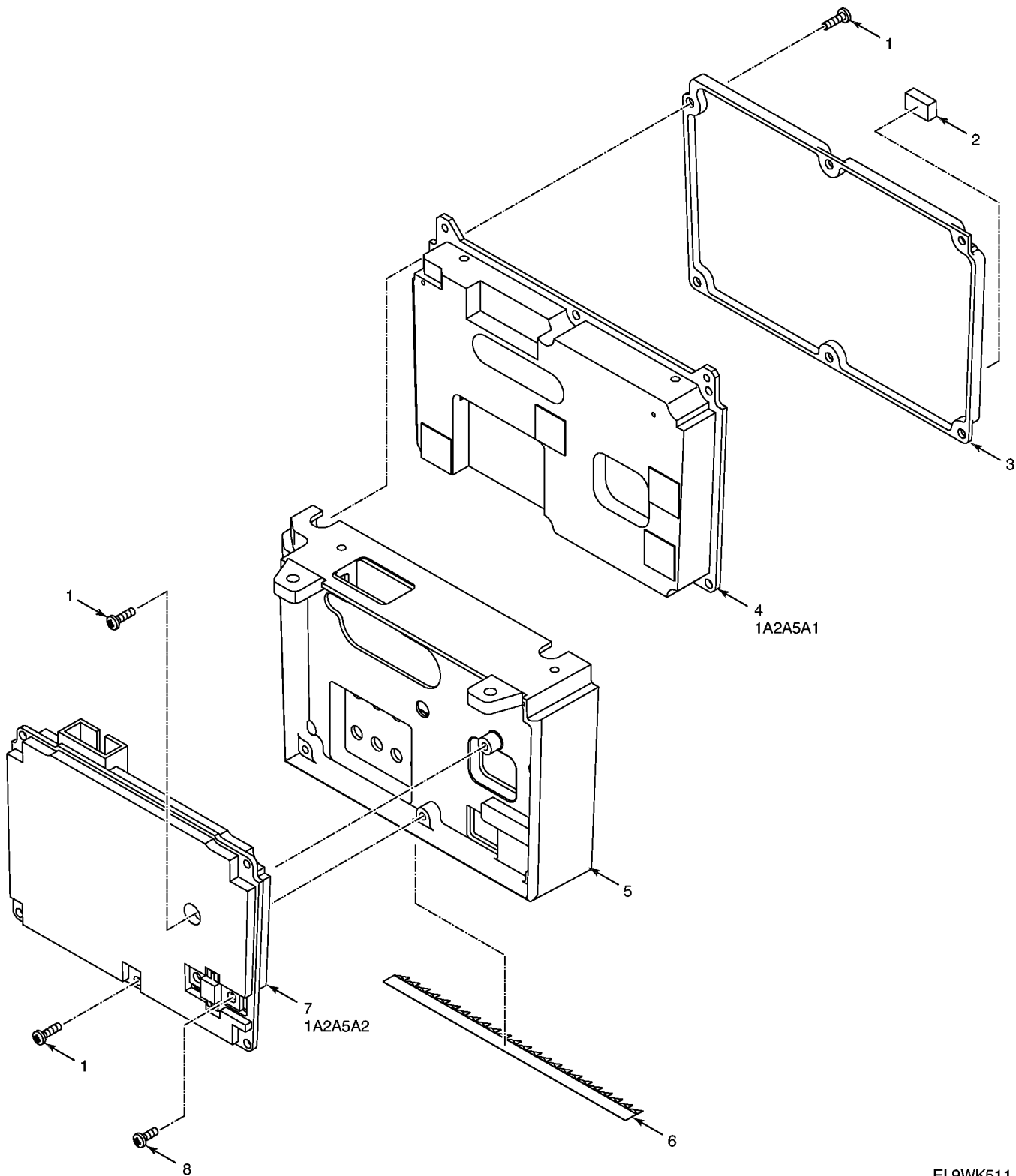
SECTION II			TM11-5820-890-30P-3			
(1)	(2)	(3)	(4)	(5)	(6)	(7)
ITEM	SMR			PART		
NO	CODE	NSN	CAGEC	NUMBER	DESCRIPTION AND USABLE ON CODES(UOC)	QTY

GROUP 640101 PROTOCOL MODULE
ASSEMBLY

FIGURE 4

1	PAFZZ	5998014560852	80063	A3272614-1	CIRCUIT CARD ASSEMB -PROTOCOL (CAUTION-STATIC SENSITIVE).....	1
2	PAFZZ	5305011864535	80205	NAS1635-04LR3	SCREW,CAP, SOCKET HE.....	8
3	PAFZZ	5340014648367	80063	A3266187-1	STANDOFF, THREADED, S.....	4
4	PAFZA	5998014562389	98230	0N628780-1	CIRCUIT CARD ASSEMB -COMSEC (CAUTION-STATIC SENSITIVE)(RETURN TO DEPOT FOR DISPOSAL).....	1

END OF FIGURE



EL9WK511

Figure 5. Radio Frequency Module Assembly

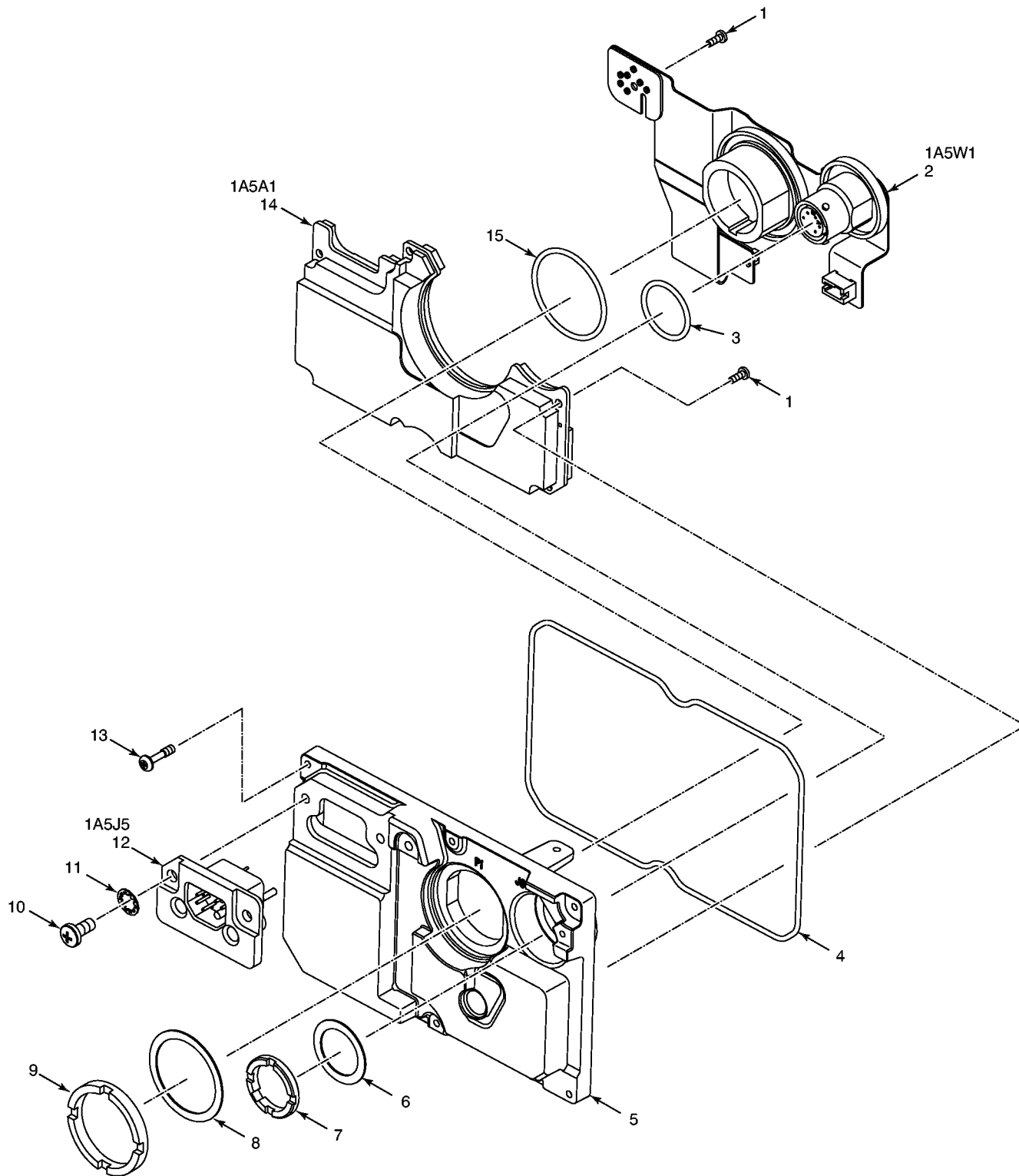
SECTION II			TM11-5820-890-30P-3			
(1)	(2)	(3)	(4)	(5)	(6)	(7)
ITEM	SMR			PART		
NO	CODE	NSN	CAGEC	NUMBER	DESCRIPTION AND USABLE ON CODES(UOC)	QTY

GROUP 640102 RADIO FREQUENCY MODULE
ASSEMBLY

FIGURE 5

1	PAFZZ	5305013795930	80205	NAS1635-02LR4	SCREW,MACHINE.....	12
2	XBFZZ		80063	A3266231-5	GASKET-TAPE.....	1
3	XBFZZ		80063	A3266145-1	COVER,RF MODULE.....	1
4	PAFZZ	5998014559639	80063	A3210956-1	CIRCUIT CARD ASSEMB -RADIO	1
					FREQUENCY (CAUTION-STATIC SENSITIVE)	
5	XBFZZ		80063	A3266233-1	CHASSIS,RF MODULE.....	1
6	PAFZZ	5999014637195	80063	A3271259-1	SHIELD,ELECTRONIC C.....	1
7	PAFZZ	5998014559650	80063	A3272728-1	CIRCUIT CARD ASSEMB -SYNTHESIZER	1
					(CAUTION-STATIC SENSITIVE).....	
8	PAFZZ	5305011864535	80205	NAS1635-04LR3	SCREW,CAP,SOCKET HE.....	2

END OF FIGURE



EL9WK512

Figure 6. Rear Cover Assembly

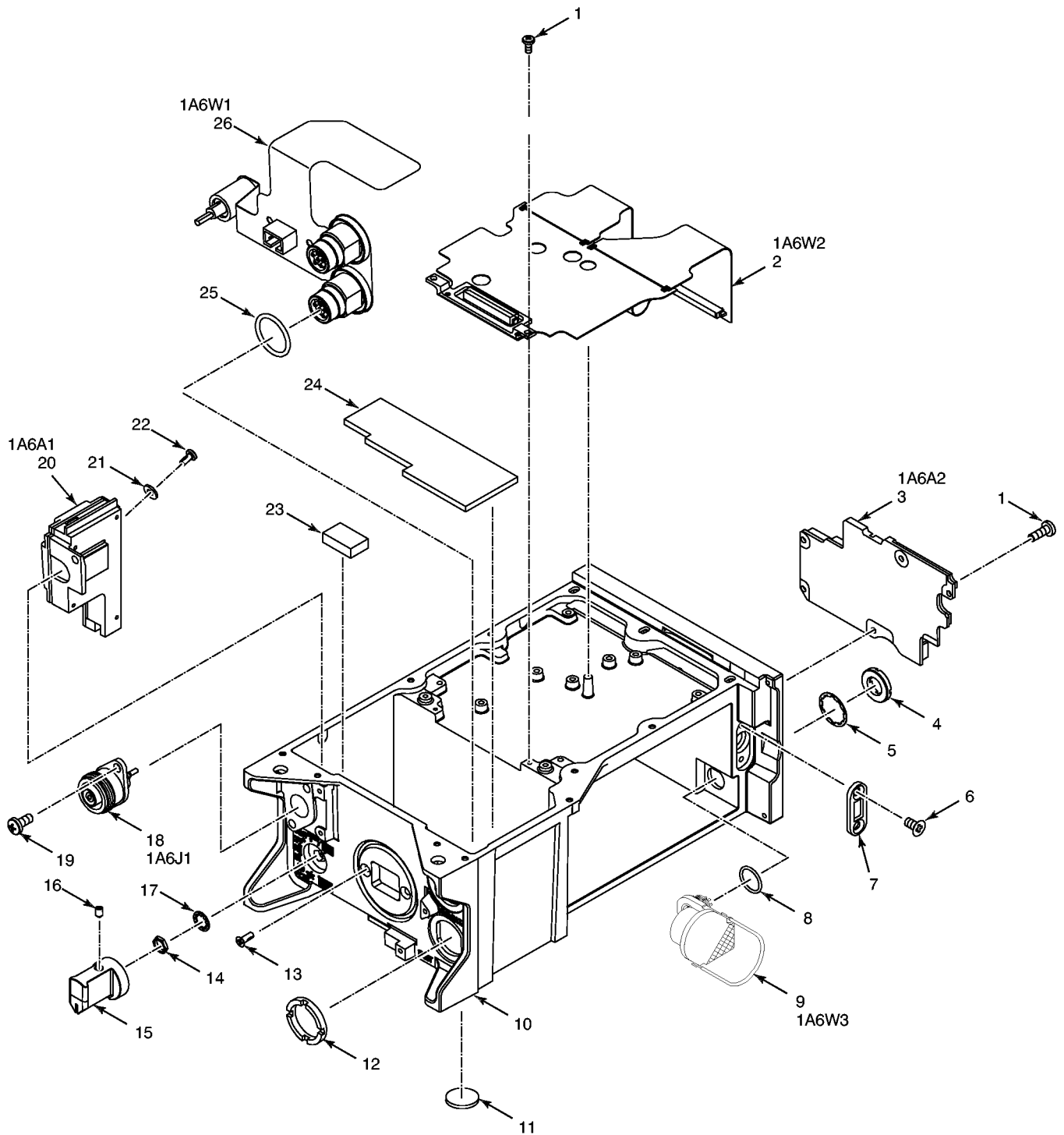
SECTION II			TM11-5820-890-30P-3			
(1)	(2)	(3)	(4)	(5)	(6)	(7)
ITEM	SMR			PART		
NO	CODE	NSN	CAGEC	NUMBER	DESCRIPTION AND USABLE ON CODES(UOC)	QTY

GROUP 6402 REAR COVER ASSEMBLY

FIGURE 6

1	PAFZZ	5305014634447	80205	NAS1635-02LR3	SCREW,MACHINE.....	8
2	PAFZA	5995014617150	80063	A3266335-1	CABLE ASSEMBLY,PRIN.....	1
3	PAFZZ	5331014639499	80063	A3259465-2	O-RING.....	1
4	PAFZA	5331014706780	80063	A3266162-6	O-RING.....	1
5	XBFZZ		80063	A3266147-1	COVER,REAR.....	1
6	PAFZZ	5310014379253	80063	A3019064-14	WASHER,LOCK.....	1
7	PAFZZ	5310014650906	80063	A3266188-1	NUT,PLAIN,ROUND.....	1
8	PAFZZ	5310014650750	80063	A3019064-17	WASHER,LOCK.....	1
9	PAFZZ	5310012981440	80063	A3013580-1	NUT,PLAIN,ROUND.....	1
10	PAFZZ	5305014634490	80205	NAS1635-08LR6P	SCREW,MACHINE.....	2
11	PAFZZ	5310011453154	96906	MS35333-155	WASHER,LOCK (SERIAL NUMBER EFFECTIVITY 455009701 AND SUBSEQUENT).....	2
12	PAFZA	5935014619832	80063	A3266198-3	CONNECTOR,RECEPTACL.....	1
13	PAFZZ	5305014639019	80063	A3266196-1	SCREW,EXTERNALLY RE.....	6
14	PAFZZ	5998014559638	80063	A3272628-1	CIRCUIT CARD ASSEMB -POWER SUPPLY (CAUTION-STATIC SENSITIVE).....	1
15	PAFZZ	5331014732351	80063	A3013096-11	O-RING.....	1

END OF FIGURE



EL9WK513

Figure 7. Chassis Assembly-Receiver-Transmitter

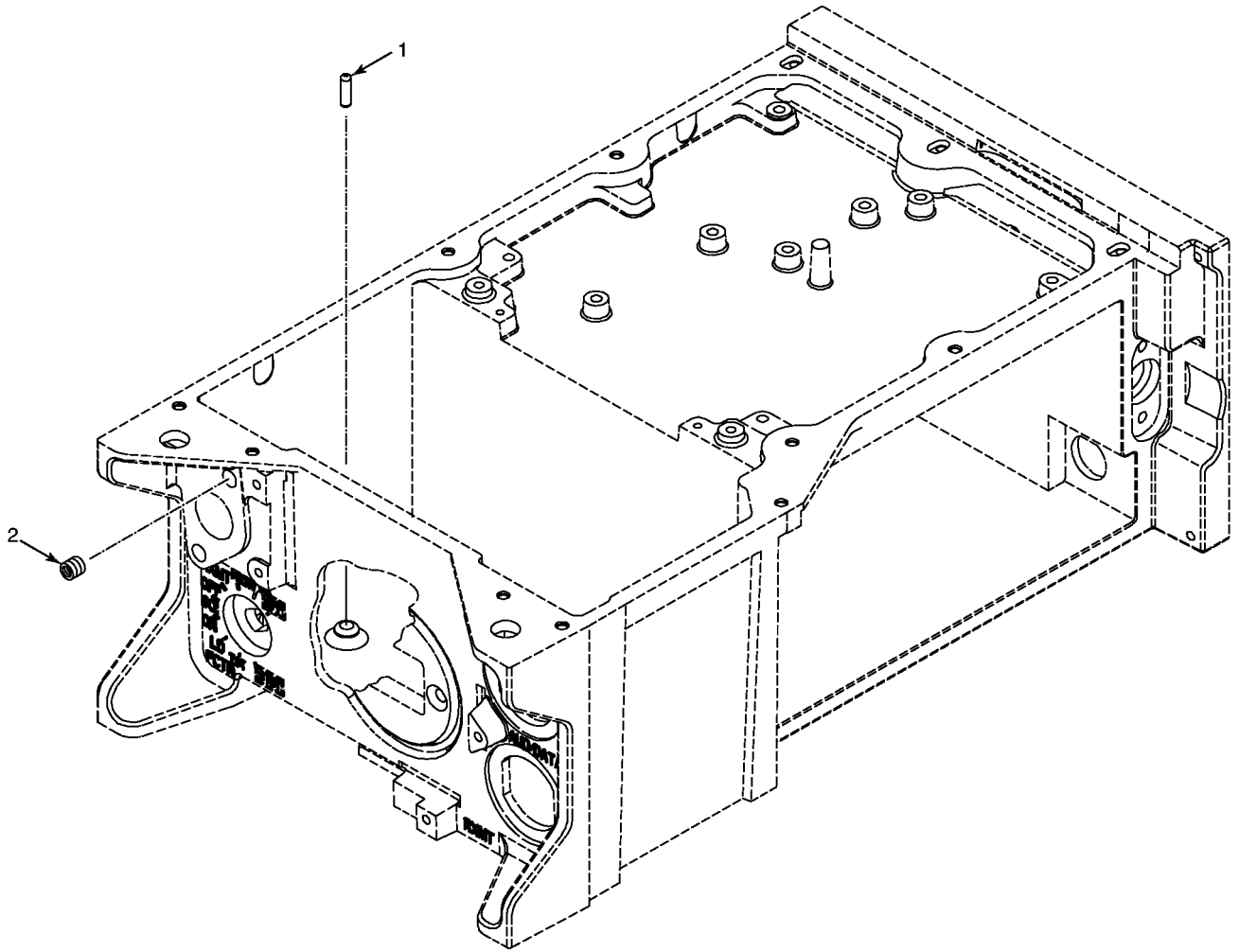
SECTION II			TM11-5820-890-30P-3			
(1)	(2)	(3)	(4)	(5)	(6)	(7)
ITEM	SMR			PART		
NO	CODE	NSN	CAGEC	NUMBER	DESCRIPTION AND USABLE ON CODES(UOC)	QTY

GROUP 6403 CHASSIS ASSEMBLY -
RECEIVER-TRANSMITTER

FIGURE 7

1	PAFZZ	5305014634447	80205	NAS1635-02LR3	SCREW, SELF-LOCKING.....	6
2	PAFZZ	5998014642511	80063	A3266225-1	CIRCUIT CARD ASSEMB.....	1
3	PAFZZ	5998014559640	80063	A3272536-1	CIRCUIT CARD ASSEMB -INTERFACE (CAUTION-STATIC SENSITIVE).....	1
4	PAFZZ	5310014651159	80063	A3266382-1	NUT, PLAIN, ROUND.....	1
5	PAFZZ	5310014650774	80063	A3019064-8	WASHER, LOCK.....	1
6	PAFZZ	5305010644046	80205	NAS1189E06P5B	SCREW, CAP, SOCKET HE.....	2
7	PAFZZ	5340014643477	80063	A3266203-1	PLATE, RETAINING, SEA.....	1
8	PAFZA	5330014823077	80063	A3266232-3	GASKET.....	1
9	PAFZA	5995014618616	80063	A3266232-1	CABLE ASSEMBLY, SPEC.....	1
10	XBFFF		80063	A3266098-1	CHASSIS, ELECTRICAL (SEE FIGURE 8 FOR BREAKDOWN).....	1
11	PAFZZ	9330014827388	80063	A3167835-8	PLASTIC ROUND SECTI.....	2
12	PAFZZ	5310014728625	80063	A3259463-4	NUT, PLAIN, ROUND.....	2
13	PAFZZ	5305001478050	80205	NAS1189E04P5	SCREW, CAP, SOCKET HE.....	2
14	PAFZZ	5310014647089	80063	A3266447-2	NUT, PLAIN, HEXAGON.....	1
15	PAOZZ	5355014618648	80063	A3272509-1	KNOB.....	1
16	PAOZZ	5305014640368	80063	A3214219-1	SETSCREW.....	1
17	PAFZZ	5310014647088	80063	A3266447-3	WASHER, FLAT.....	1
18	PAFZZ	5935013860360	09922	28JR485-1	CONNECTOR, RECEPTACL.....	1
19	PAFZZ	5305000546668	96906	MS51957-43	SCREW, MACHINE.....	2
20	PAFZZ	5985014564416	80063	A3266104-1	ANTENNA SUBASSEMBLY.....	1
21	PAFZZ	5310014648777	80063	A3019064-11	WASHER, LOCK.....	1
22	PAFZZ	5305010209560	80205	NAS1352-04-5P	SCREW, CAP, SOCKET HE.....	1
23	XBFFZ		80063	A3266231-5	GASKET-TAPE.....	1
24	XBFFZ		80063	A3266231-1	GASKET-TAPE.....	1
25	PAFZA	5331014641101	80063	A3259463-2	O-RING.....	2
26	PAFZA	5995014617541	80063	A3272721-1	CABLE ASSEMBLY, PRIN.....	1

END OF FIGURE



EL9WK514

Figure 8. Electrical Chassis

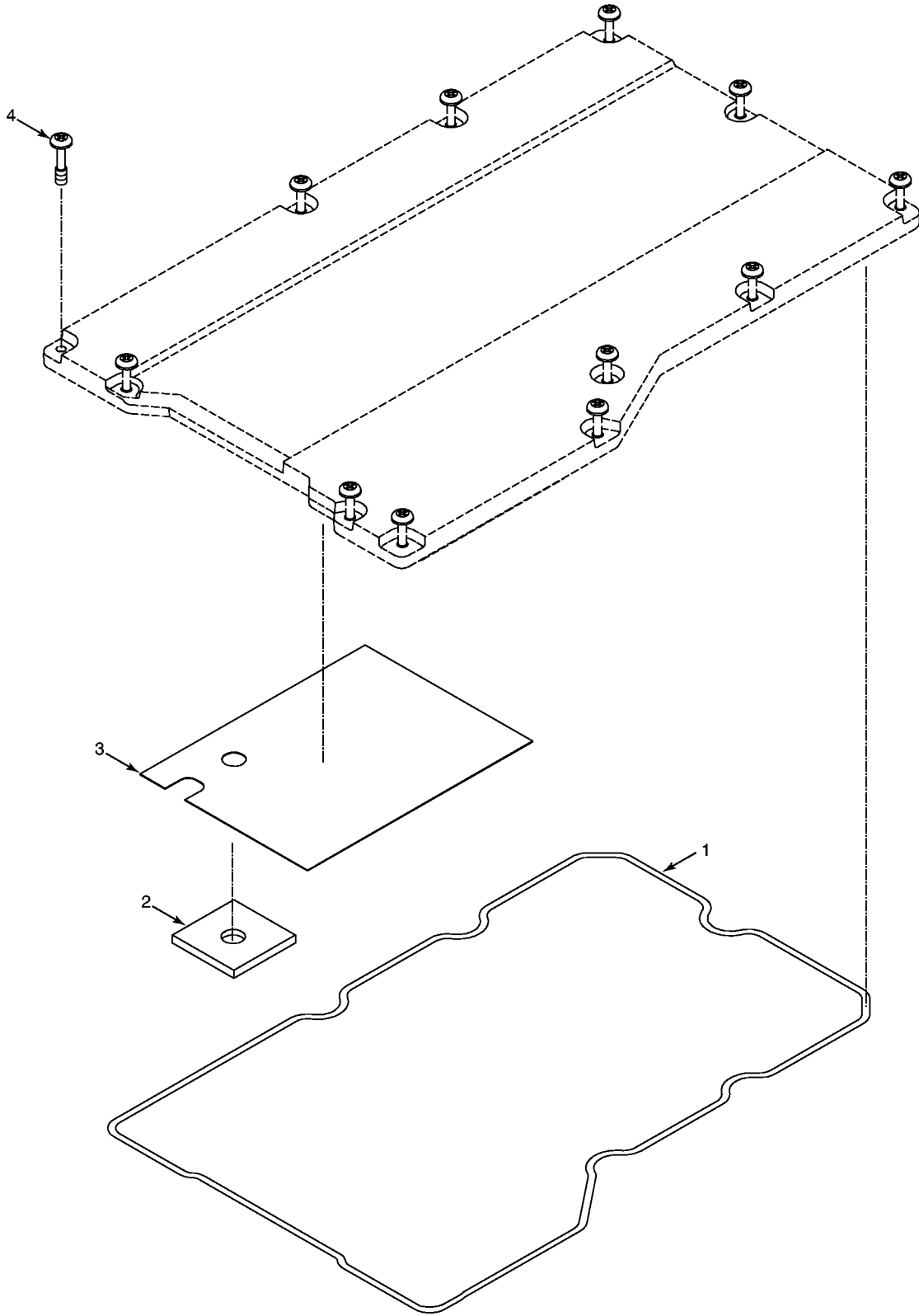
SECTION II			TM11-5820-890-30P-3			
(1)	(2)	(3)	(4)	(5)	(6)	(7)
ITEM	SMR			PART		
NO	CODE	NSN	CAGEC	NUMBER	DESCRIPTION AND USABLE ON CODES(UOC) QTY	

GROUP 640301 ELECTRICAL CHASSIS

FIGURE 8

1	PAFZZ	5315008057287	96906	MS16556-617	PIN, STRAIGHT, HEADLE.....	1
2	PAFZZ	5325006317891	96906	MS21209-C0810	INSERT, SCREW THREAD.....	2

END OF FIGURE



EL9WK515

Figure 9. Top Cover Assembly

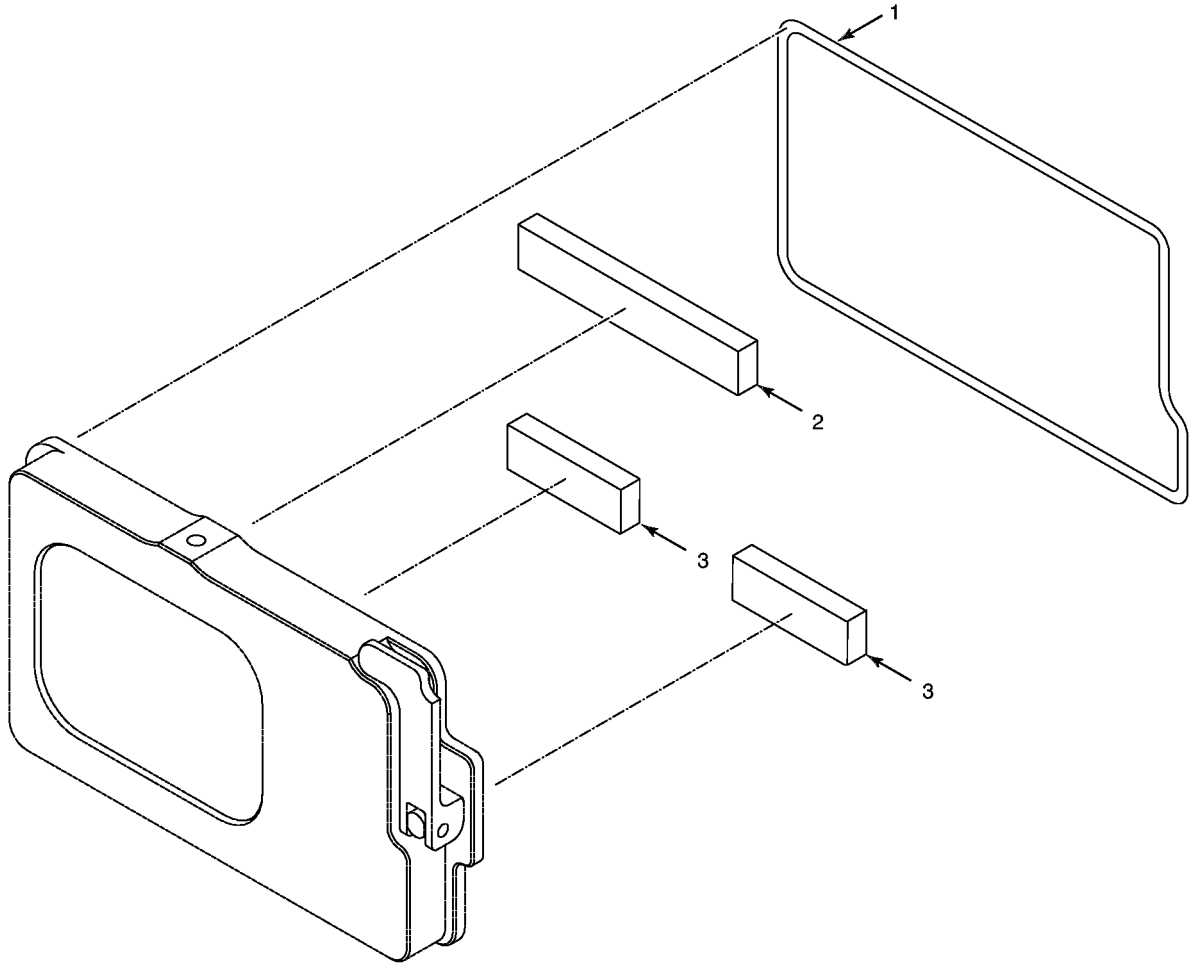
SECTION II			TM11-5820-890-30P-3			
(1)	(2)	(3)	(4)	(5)	(6)	(7)
ITEM	SMR			PART		
NO	CODE	NSN	CAGEC	NUMBER	DESCRIPTION AND USABLE ON CODES(UOC) QTY	

GROUP 6404 TOP COVER ASSEMBLY

FIGURE 9

1	PAFZA	5331014706775	80063	A3266162-5	O-RING.....	1
2	XBFZZ		80063	A3266231-2	GASKET-TAPE.....	1
3	PAFZZ	5970014646092	80063	A3266197-1	INSULATOR, PLATE.....	1
4	PAFZZ	5305014644617	80063	A3266196-9	SCREW, EXTERNALLY RE.....	12

END OF FIGURE



EL9WK516

Figure 10. Battery Cover Assembly

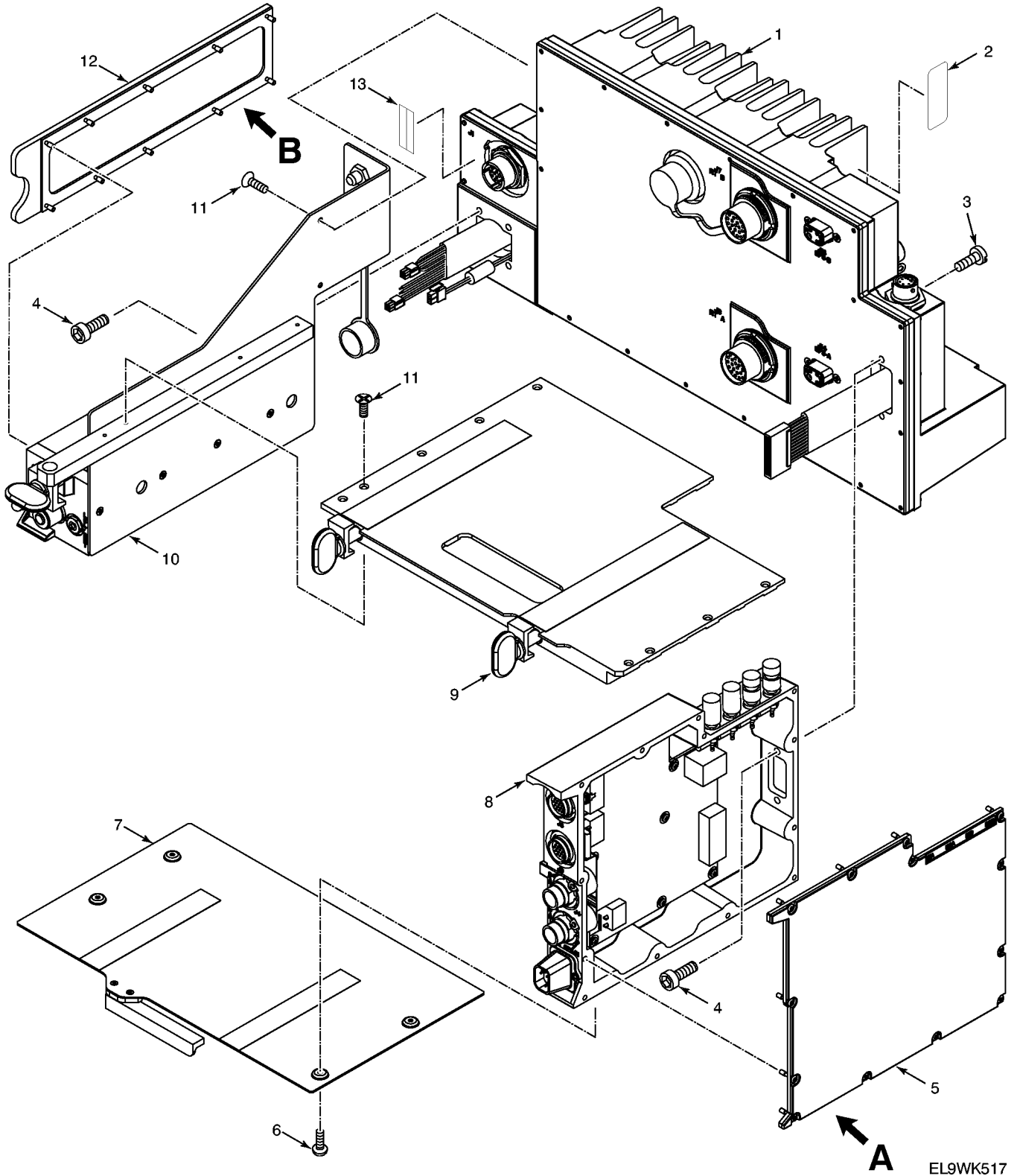
SECTION II			TM11-5820-890-30P-3			
(1)	(2)	(3)	(4)	(5)	(6)	(7)
ITEM	SMR			PART		
NO	CODE	NSN	CAGEC	NUMBER	DESCRIPTION AND USABLE ON CODES(UOC)	QTY

GROUP 6405 BATTERY COVER ASSEMBLY

FIGURE 10

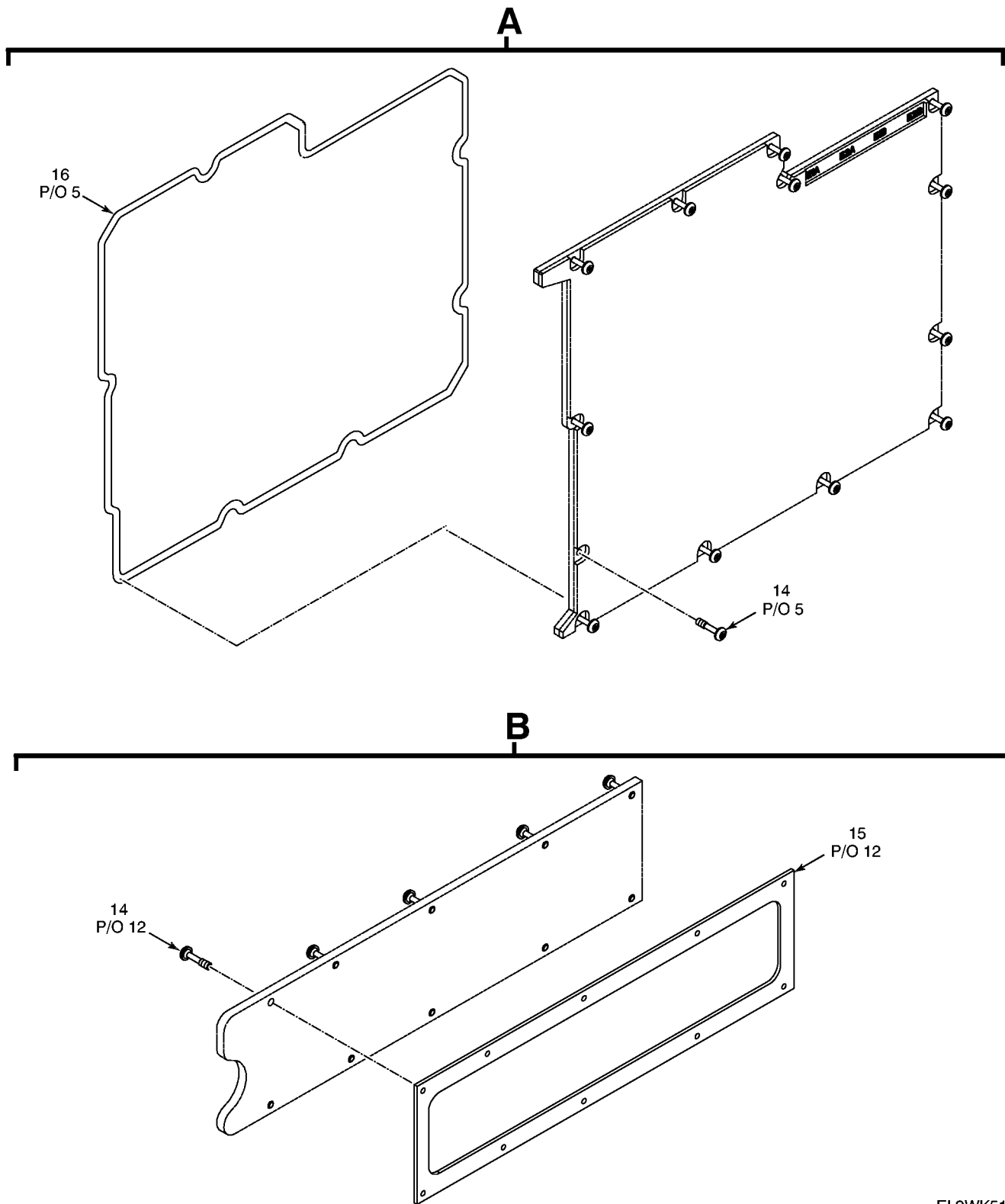
1	PAOZA	5331014706772	80063	A3266162-7	O-RING.....	1
2	XBOZZ		80063	A3266231-6	GASKET-TAPE.....	1
3	XBOZZ		80063	A3266231-7	GASKET-TAPE.....	2

END OF FIGURE



EL9WK517

Figure 11. Vehicular Amplifier-Adapter AM-7239E/VRC (Sheet 1 of 2)



EL9WK518

Figure 11. Vehicular Amplifier-Adapter AM-7239E/VRC (Sheet 2 of 2)

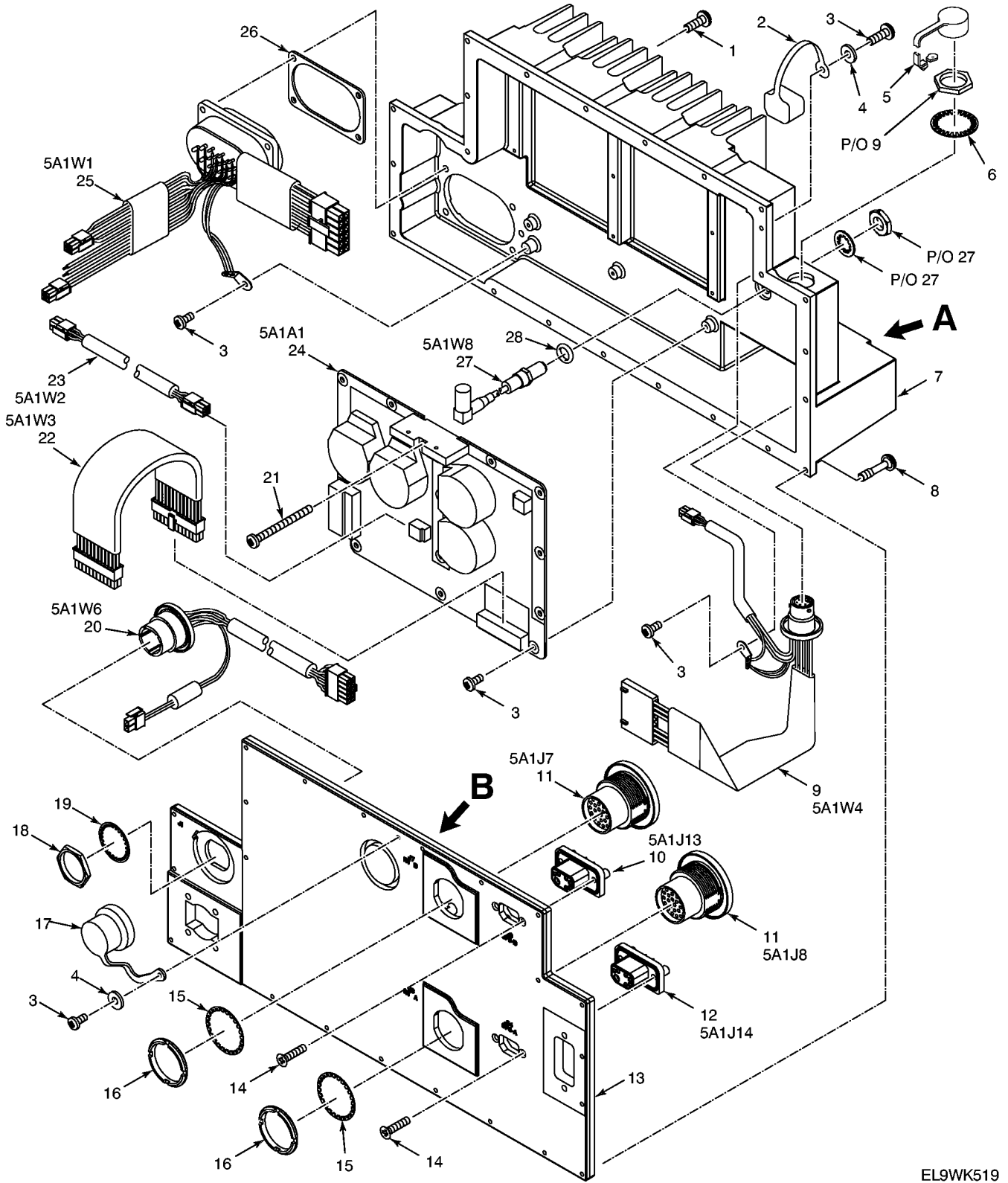
SECTION II			TM11-5820-890-30P-3		(6)	(7)
(1)	(2)	(3)	(4)	(5)		
ITEM	SMR			PART		
NO	CODE	NSN	CAGEC	NUMBER	DESCRIPTION AND USABLE ON CODES(UOC)	QTY

GROUP 65 VEHICULAR AMPLIFIER-ADAPTER
AM-7239E/VRC

FIGURE 11

1	XBFFF		80063	A3256598-1	CHASSIS,ELECTRICAL -ELECTRONIC EQUIPMENT-ADAPTER/POWER SUPPLY (SEE FIGURE 12 FOR BREAKDOWN).....	1
2	XBFZZ		80063	A3013683-40	PLATE,IDENTIFICATIO.....	1
3	PAOZZ	5305012000197	80063	A3013151-1	SCREW,SEAL.....	1
4	PAFZZ	5305011264708	80205	NAS1352C08LB8	SCREW,CAP,SOCKET HE.....	6
5	XBFFF		80063	A3256687-1	COVER,SIDEHAT.....	1
6	PAOZZ	5305013316050	80205	NAS1635-04LR4P	SCREW,MACHINE.....	4
7	XBOOO		80063	A3256689-1	MOUNTING BASE,ELECT RICAL EQUIPMENT (SEE FIGURE 16 FOR BREAKDOWN).....	1
8	XBFFF		80063	A3256599-1	ELECTRONIC COMPONEN ASSEMBLY- SIDEHAT (SEE FIGURE 13 FOR BREAKDOWN).....	1
9	XBOOO		80063	A3256690-1	SHELF,ELECTRICAL EQ UIPMENT (SEE FIGURE 15 FOR BREAKDOWN).....	1
10	XBFFF		80063	A3256597-1	ELECTRONIC COMPONEN ASSEMBLY-POWER CONTROL (SEE FIGURE 14 FOR BREAKDOWN).....	1
11	PAOZZ	5305010346624	80205	NAS1189E04P5B	SCREW,CAP,SOCKET HE.....	11
12	XBFFF		80063	A3256688-1	COVER,ACCESS.....	1
13	XBFZZ	9905013028519	80063	A3013562-1	PLATE,INSTRUCTION.....	1
14	PAFZZ	5305014639019	80063	A3266196-1	SCREW,EXTERNALLY RE.....	23
15	PAFZZ	5330014642017	80063	A3167692-2	GASKET.....	1
16	PAFZA	5999014649510	80063	A3013095-41	SHIELDING GASKET,EL.....	1

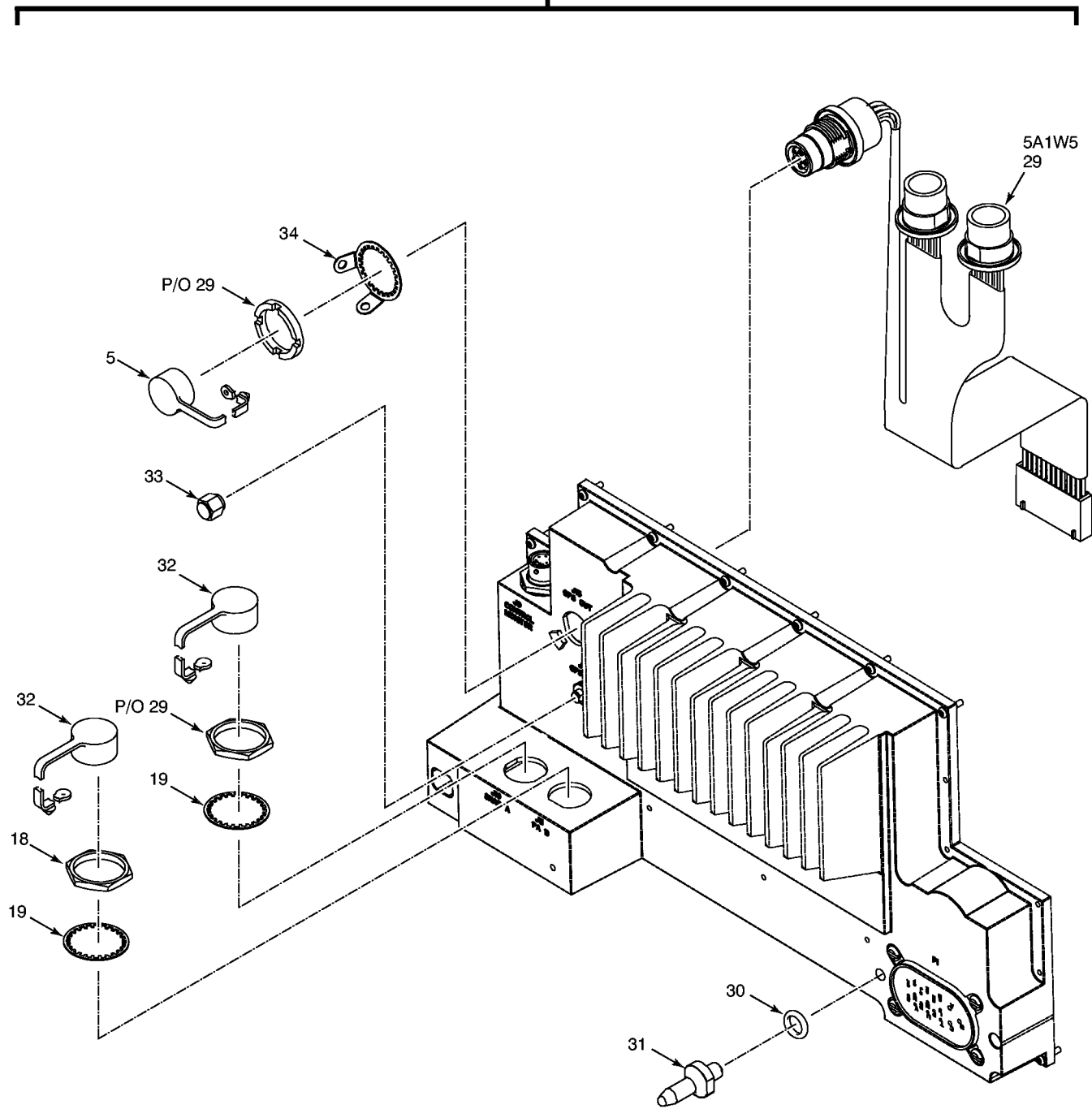
END OF FIGURE



EL9WK519

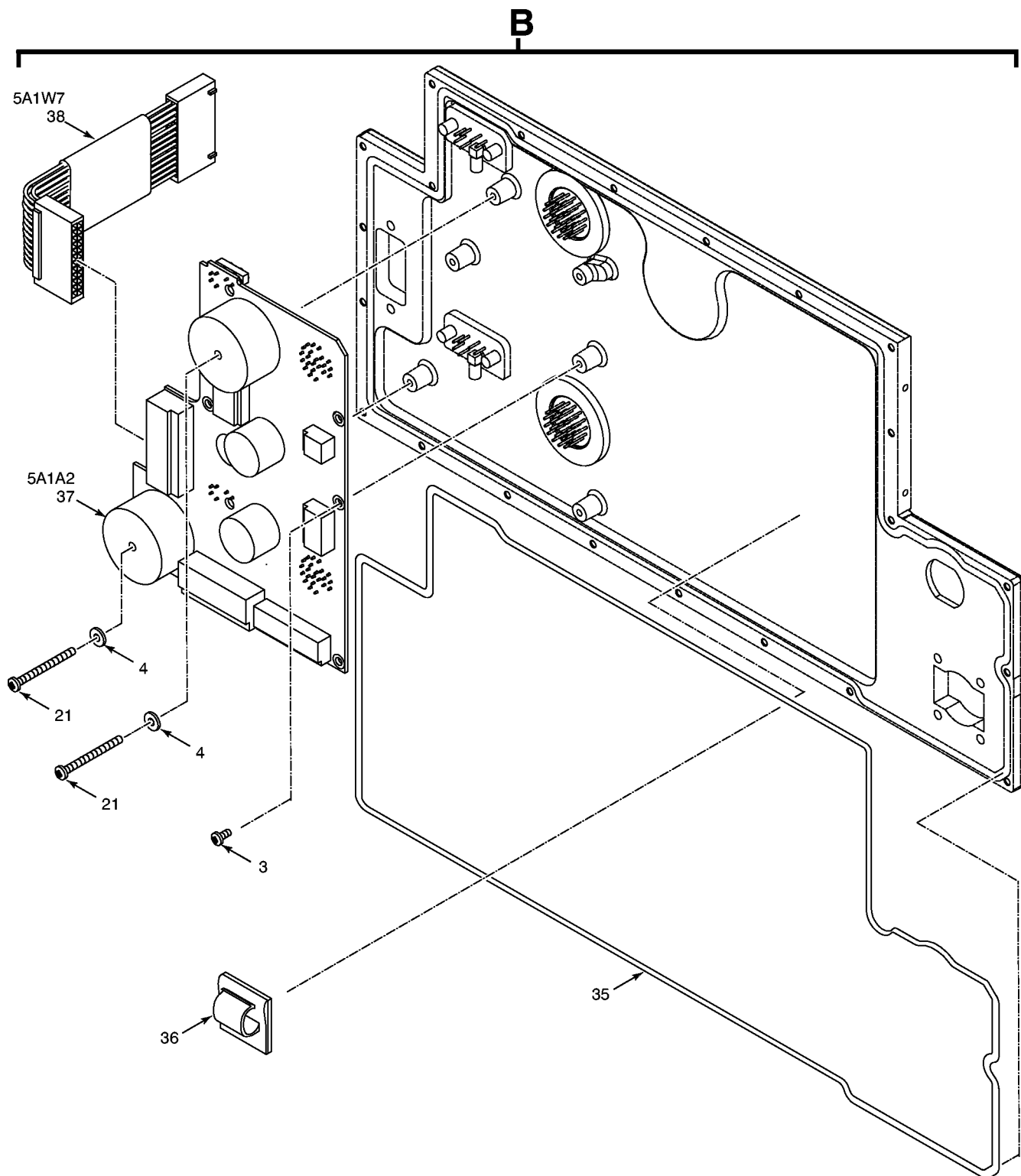
Figure 12. Electrical Chassis-Electronic Equipment-Adapter/Power Supply (Sheet 1 of 3)

A



EL9WK520

Figure 12. Electrical Chassis-Electronic Equipment-Adapter/Power Supply (Sheet 2 of 3)



EL9WK521

Figure 12. Electrical Chassis-Electronic Equipment-Adapter/Power Supply (Sheet 3 of 3)

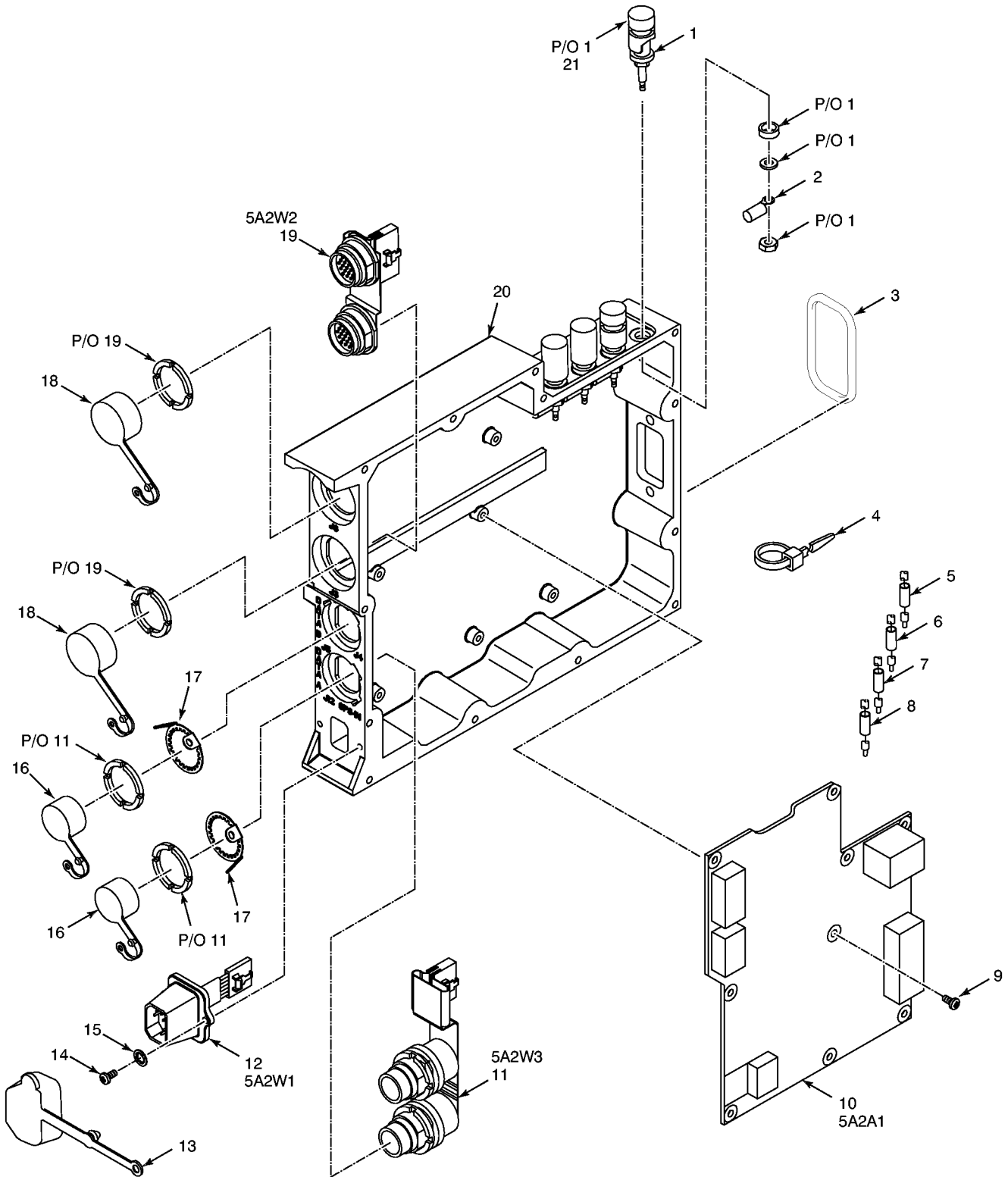
SECTION II			TM11-5820-890-30P-3			
(1)	(2)	(3)	(4)	(5)	(6)	(7)
ITEM	SMR			PART		
NO	CODE	NSN	CAGEC	NUMBER	DESCRIPTION AND USABLE ON CODES(UOC)	QTY

GROUP 6501 ELECTRICAL CHASSIS-
ELECTRONIC EQUIPMENT-
ADAPTER/POWER SUPPLY

FIGURE 12

1	PAFZZ	5305014317596	80063	A3013151-6	SCREW,MACHINE.....	4
2	PAOZZ	5340014654794	80063	A3249537-1	CAP,PROTECTIVE,DUST.....	1
3	PAOZZ	5305013316050	80205	NAS1635-04LR4P	SCREW,MACHINE.....	19
4	PAOZZ	5310014403574	80205	NAS1149CN416B	WASHER,FLAT.....	4
5	PAOZZ	5340013464291	80063	A3132871-2	CAP,PROTECTIVE,DUST.....	2
6	PAFZZ	5310014379253	80063	A3019064-14	WASHER,LOCK.....	1
7	XBFZZ		80063	A3256604-1	HEATSINK ELECTRICAL.....	1
8	PAFZZ	5305014639019	80063	A3266196-1	SCREW,EXTERNALLY RE.....	22
9	PAFZA	5995014645999	80063	A3256686-1	WIRING HARNESS.....	1
10	PAFZA	5935014649471	80063	A3266293-2	CONNECTOR,RECEPTACL.....	1
11	PAFZZ	5935014646216	80063	A3012763-4	CONNECTOR,RECEPTACL.....	2
12	PAFZZ	5935014646212	80063	A3266293-1	CONNECTOR,RECEPTACL.....	1
13	XBFZZ		80063	A3256606-1	COVER,ELECTRICAL.....	1
14	PAFZZ	5305010346624	80205	NAS1189E04P5B	SCREW,CAP,SOCKET HE.....	4
15	PAFZZ	5310014650750	80063	A3019064-17	WASHER,LOCK.....	2
16	PAFZZ	5310012981440	80063	A3013580-1	NUT,PLAIN,ROUND.....	2
17	PAOZZ	5340013572333	80063	A3132871-4	CAP,PROTECTIVE,DUST.....	1
18	PAFZZ	5310014129772	80063	A3244991-1	NUT,PLAIN,HEXAGON.....	2
19	PAFZZ	5310014129771	80063	A3019064-16	WASHER,LOCK.....	3
20	PAFZA	5995014646021	80063	A3256635-1	WIRING HARNESS,BRAN.....	1
21	PAFZZ	5305014640503	80205	NAS1635-04LR16	SCREW,SELF-LOCKING.....	3
22	PAFZA	5995014645991	80063	A3256621-1	WIRING HARNESS.....	1
23	PAFZA	5995014645983	80063	A3256634-1	WIRING HARNESS (SERIAL NUMBER EFFECTIVITY 451000001 THRU 451010200).....	1
23	PAFZA	5995014708487	80063	A3256634-2	WIRING HARNESS.....	1
24	PAFZZ	5998014564417	80063	A3272731-1	CIRCUIT CARD ASSEMB -POWER SUPPLY (CAUTION-STATIC SENSITIVE).....	1
25	PAFZA	5995014646017	80063	A3256612-1	WIRING HARNESS,BRAN.....	1
26	PAFZZ	5330014305004	80063	A3167957-3	GASKET.....	1
27	PAFZA	5995014645977	80063	A3256633-1	CABLE ASSEMBLY,RADI.....	1
28	PAFZA	5330014824442	80063	A3013096-13	GASKET.....	1
29	PAFZA	5995014646004	80063	A3256636-1	WIRING HARNESS,BRAN.....	1
30	PAFZA	5330014648046	80063	A3013096-12	GASKET.....	1
31	PAFZZ	5315014312255	80063	A3018226-2	PIN,SHOULDER,HEADLE.....	1
32	PAOZZ	5340013455988	80063	A3132871-9	CAP,PROTECTIVE,DUST.....	2
33	PAFZZ	5340014641755	52335	MDC1027M-S	CAP,PROTECTIVE,DUST.....	1
34	PAFZZ	5935014318667	80063	A3167990-2	RETAINER,ELECTRICAL.....	1
35	PAFZZ	5999014646283	80063	A3013095-53	SHIELDING GASKET,EL.....	1
36	PAFZZ	5340014776223	80063	A3249606-4	CLIP,SPRING TENSION.....	5
37	PAFZZ	5998014564410	80063	A3256618-1	CIRCUIT CARD ASSEMB -INTERFACE (CAUTION-STATIC SENSITIVE).....	1
38	PAFZA	5995014616738	80063	A3256629-1	WIRING HARNESS.....	1

END OF FIGURE



EL9WK522

Figure 13. Electronic Components Assembly-Sidehat

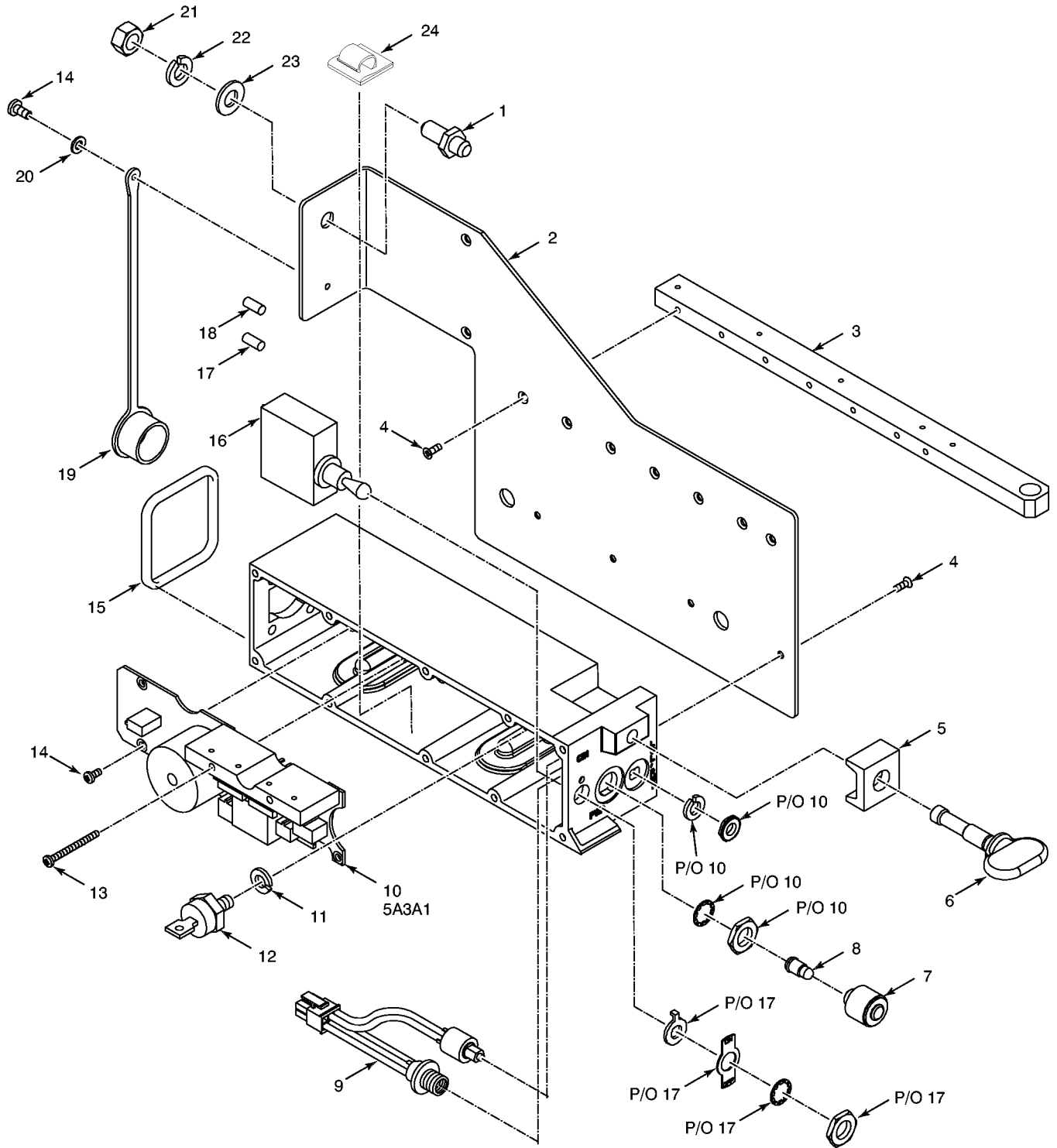
SECTION II TM11-5820-890-30P-3 (6) (7)
 (1) (2) (3) (4) (5)
 ITEM SMR PART
 NO CODE NSN CAGEC NUMBER DESCRIPTION AND USABLE ON CODES(UOC) QTY

GROUP 6502 ELECTRONIC COMPONENTS
 ASSEMBLY-SIDEHAT

FIGURE 13

1	PAFZZ	5940013469237	80063	A3012989-2	POST, BINDING, ELECTR.....	4
2	PAFZZ	5940008130698	81343	MS25036-101	TERMINAL, LUG.....	4
3	PAFZZ	5331014642485	80063	A3013096-9	O-RING.....	1
4	PAFZZ	5975007275153	96906	MS3367-4-9	STRAP, TIEDOWN, ELECT.....	1
5	XBFZZ		80063	A3013739-312	SLEEVE, MARKER, CABLE.....	1
6	XBFZZ		80063	A3013739-313	SLEEVE, MARKER, CABLE.....	1
7	XBFZZ		80063	A3013739-310	SLEEVE, MARKER, CABLE.....	1
8	XBFZZ		80063	A3013739-311	SLEEVE, MARKER, CABLE.....	1
9	PAFZZ	5305013316050	80205	NAS1635-04LR4P	SCREW, MACHINE.....	9
10	PAFZZ	5998014566398	80063	A3272624-1	CIRCUIT CARD ASSEMB -INC (CAUTION- STATIC SENSITIVE).....	1
11	PAFZA	5995014617148	80063	A3266374-1	CABLE ASSEMBLY, PRIN.....	1
12	PAFZA	5995014616876	80063	A3256628-1	CABLE ASSEMBLY, SPEC.....	1
13	PAOZZ	5340014654793	80063	A3249536-1	CAP, PROTECTIVE, DUST.....	1
14	PAFZZ	5305012043017	80205	NAS1635-04LR5	SCREW, CAP, SOCKET HE.....	2
15	PAFZZ	5310014648777	80063	A3019064-11	WASHER, LOCK.....	2
16	PAOZZ	5340013464291	80063	A3132871-2	CAP, PROTECTIVE, DUST.....	2
17	PAFZZ	5935014318667	80063	A3167990-2	RETAINER, ELECTRICAL.....	2
18	PAOZZ	5340013455988	80063	A3132871-9	CAP, PROTECTIVE, DUST.....	2
19	PAFZA	5995014617545	80063	A3266378-1	CABLE ASSEMBLY, PRIN.....	1
20	XBFZZ		80063	A3256608-1	CASE, ELECTRONIC COM.....	1
21	PAFZZ	5999013889075	72825	9766-285-07-01	CAP, ELECTRICAL.....	4

END OF FIGURE



EL9WK523

Figure 14. Electronic Components Assembly-Power Control

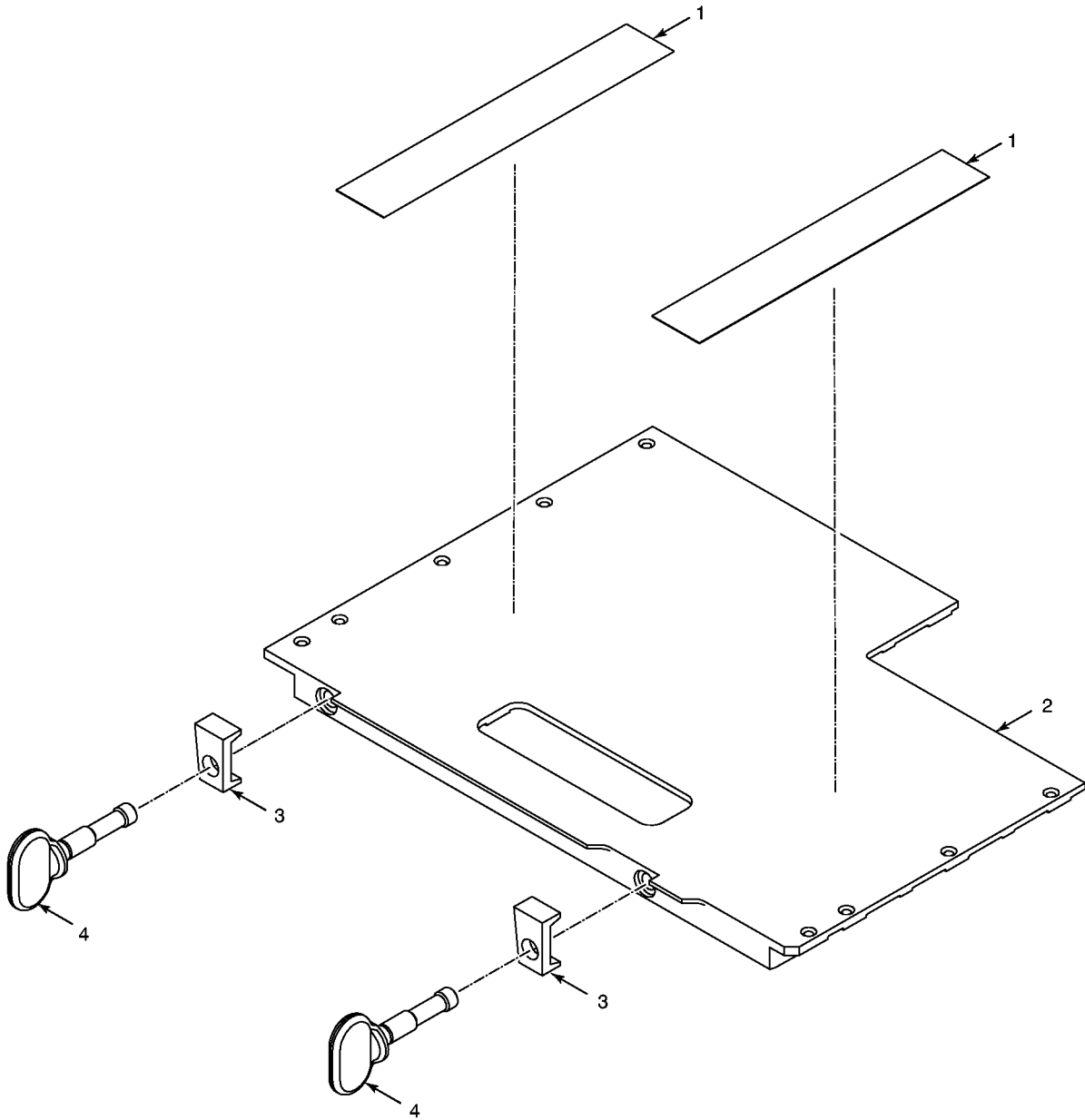
SECTION II			TM11-5820-890-30P-3			
(1)	(2)	(3)	(4)	(5)	(6)	(7)
ITEM	SMR			PART		
NO	CODE	NSN	CAGEC	NUMBER	DESCRIPTION AND USABLE ON CODES(UOC)	QTY

GROUP 6503 ELECTRONIC COMPONENTS
ASSEMBLY-POWER CONTROL

FIGURE 14

1	PAOZZ	5315012806209	80063	A3013573-2	PIN, SHOULDER, HEADLE.....	1
2	XBOZZ		80063	A3256632-1	PANEL, BLANK.....	1
3	PAOZZ	5340014642798	80063	A3256631-1	PLATE, MOUNTING.....	1
4	PAOZZ	5305010346624	80205	NAS1189E04P5B	SCREW, CAP, SOCKET HE.....	11
5	PAOZZ	5340012013440	80063	A3013603-1	CLAMP, SYNCHRO.....	1
6	PAOZZ	5305014394220	80063	A3132832-2	THUMBSCREW.....	1
7	PAOZZ	5850013720153	80063	A3012672-1	LENS, LIGHT.....	1
8	PAOZZ	6240010937323	96906	MS25237-8918	LAMP, INCANDESCENT.....	1
9	PAFZA	5995014646008	80063	A3272549-1	WIRING HARNESS, BRAN -POWER CONTROL.	1
10	PAFZZ	5998014565449	80063	A3256609-1	CIRCUIT CARD ASSEMB -TRANSIENT PROTECT (CAUTION-STATIC SENSITIVE)(SERIAL NUMBER EFFECTIVITY 44100001 THRU 441015000).....	1
10	PAFZZ	5998014703965	80063	A3272649-1	CIRCUIT CARD ASSEMB -TRANSIENT PROTECT (CAUTION-STATIC SENSITIVE)..	1
11	PAFZZ	5310009338121	96906	MS35338-139	WASHER, LOCK.....	1
12	PAFZZ	5961014663789	80063	A3250044-1	SEMICONDUCTOR DEVIC.....	1
13	PAFZZ	5305014644458	80205	NAS1635-04LR20	SCREW, MACHINE.....	2
14	PAOZZ	5305013316050	80205	NAS1635-04LR4P	SCREW, MACHINE.....	5
15	PAFZZ	5331014642476	80063	A3013096-4	O-RING.....	1
16	PAFZZ	5925010471458	81349	M39019/01-254	CIRCUIT BREAKER.....	1
17	XBFZZ		80063	A3013739-310	SLEEVE, MARKER, CABLE.....	1
18	XBFZZ		80063	A3013739-311	SLEEVE, MARKER, CABLE.....	1
19	PAOZZ	5340013462498	80063	A3132871-3	CAP, PROTECTIVE, DUST.....	1
20	PAOZZ	5310014403574	80205	NAS1149CN416B	WASHER, FLAT.....	1
21	PAOZZ	5310012663060	80063	A3013109-8	NUT, PLAIN, HEXAGON.....	1
22	PAOZZ	5310012681237	80063	A3013128-8	WASHER, LOCK.....	1
23	PAOZZ	5310013077702	80063	A3013129-8	WASHER, FLAT.....	1
24	PAFZZ	5340014776223	80063	A3249606-4	CLIP, SPRING TENSION.....	2

END OF FIGURE



EL9WK524

Figure 15. Electrical Equipment Shelf

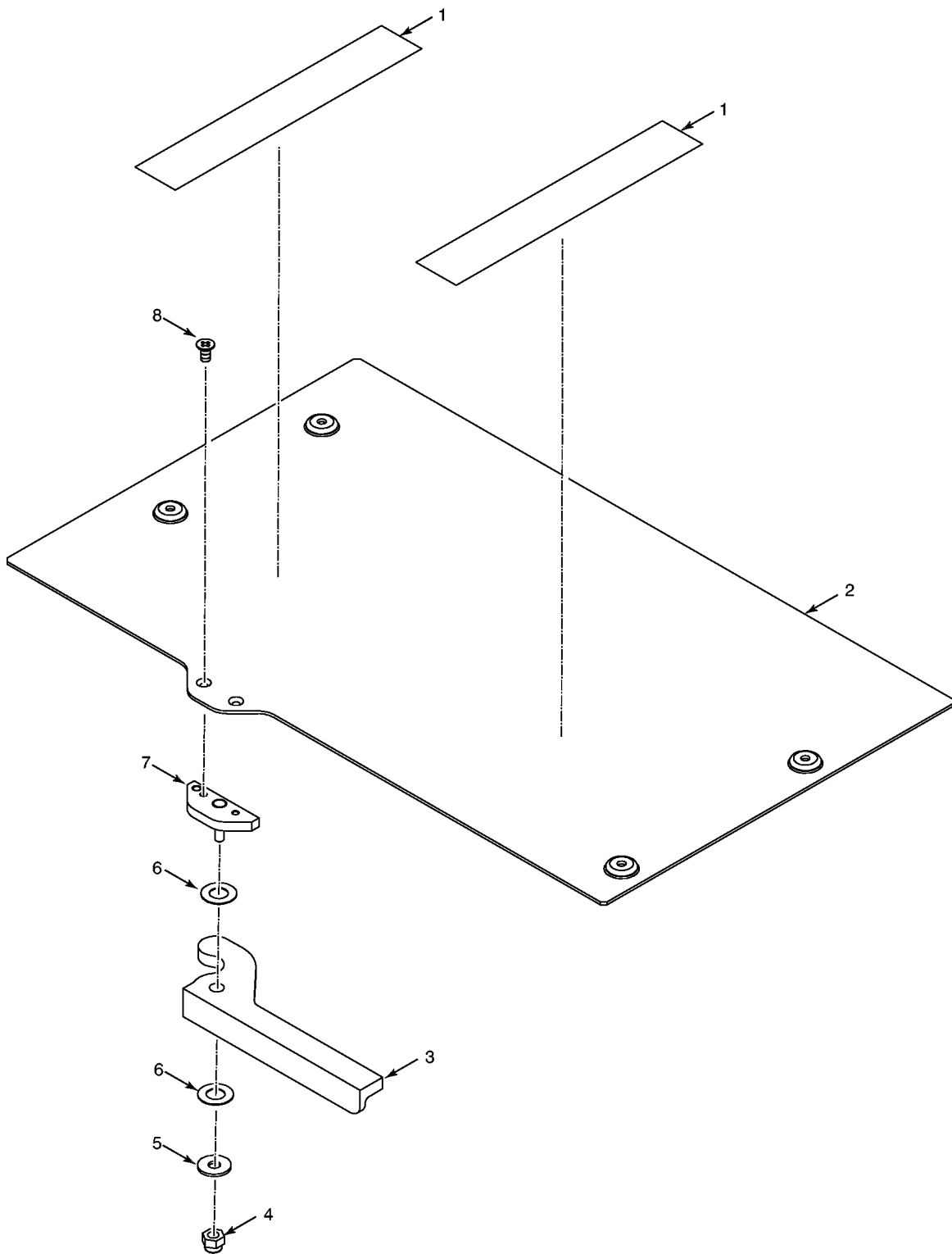
SECTION II			TM11-5820-890-30P-3			
(1)	(2)	(3)	(4)	(5)	(6)	(7)
ITEM	SMR			PART		
NO	CODE	NSN	CAGEC	NUMBER	DESCRIPTION AND USABLE ON CODES(UOC)	QTY

GROUP 6506 ELECTRICAL EQUIPMENT
SHELF

FIGURE 15

1	PAOZZ	9330014649853	80063	A3167835-6	PLASTIC SHEET.....	2
2	XBOZZ		80063	A3256630-1	SHELF, ELECTRICAL.....	1
3	PAOZZ	5340012006617	80063	A3013608-1	CLAMP, SYNCHRO.....	2
4	PAOZZ	5305014394220	80063	A3132832-2	THUMBSCREW.....	2

END OF FIGURE



EL9WK525

Figure 16. Electrical Equipment Mounting Base

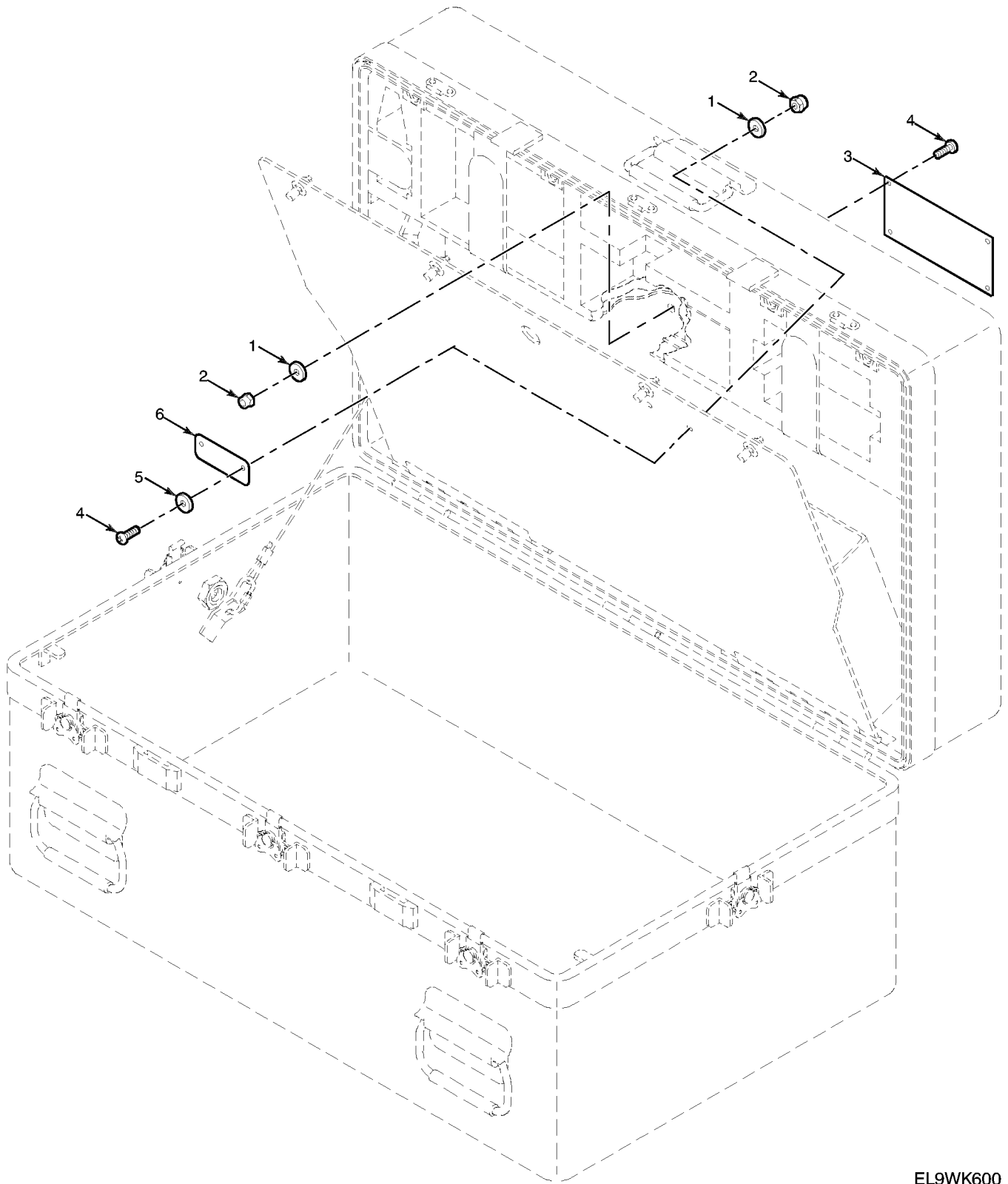
SECTION II			TM11-5820-890-30P-3			
(1)	(2)	(3)	(4)	(5)	(6)	(7)
ITEM	SMR			PART		
NO	CODE	NSN	CAGEC	NUMBER	DESCRIPTION AND USABLE ON CODES(UOC)	QTY

GROUP 6507 ELECTRICAL EQUIPMENT
MOUNTING BASE

FIGURE 16

1	PAOZZ	9330014649853	80063	A3167835-6	PLASTIC SHEET.....	2
2	XBOZZ		80063	A3256624-1	MOUNTING BASE,ELECT.....	1
3	PAOZZ	3040012612630	80063	A3168012-1	BELL CRANK.....	1
4	PAOZZ	5310014309243	019L2	73 E20057-M4	NUT,SELF-LOCKING,HE.....	1
5	PAOZZ	5310014664854	80063	A3013124-11	WASHER,FLAT.....	1
6	PAOZA	5310014267543	81349	M12133/3-266	WASHER,SPRING TENSI.....	2
7	PAOZZ	5340014335455	80063	A3191113-1	BRACKET,MOUNTING.....	1
8	PAOZZ	5305014172469	80063	A3140088-5	SCREW,MACHINE.....	2

END OF FIGURE



EL9WK600

Figure 40. Interconnecting Group ON-373B/GRC

SECTION II			TM11-5820-890-30P-3		(6)	(7)
(1)	(2)	(3)	(4)	(5)		
ITEM	SMR			PART		
NO	CODE	NSN	CAGEC	NUMBER	DESCRIPTION AND USABLE ON CODES(UOC) QTY	

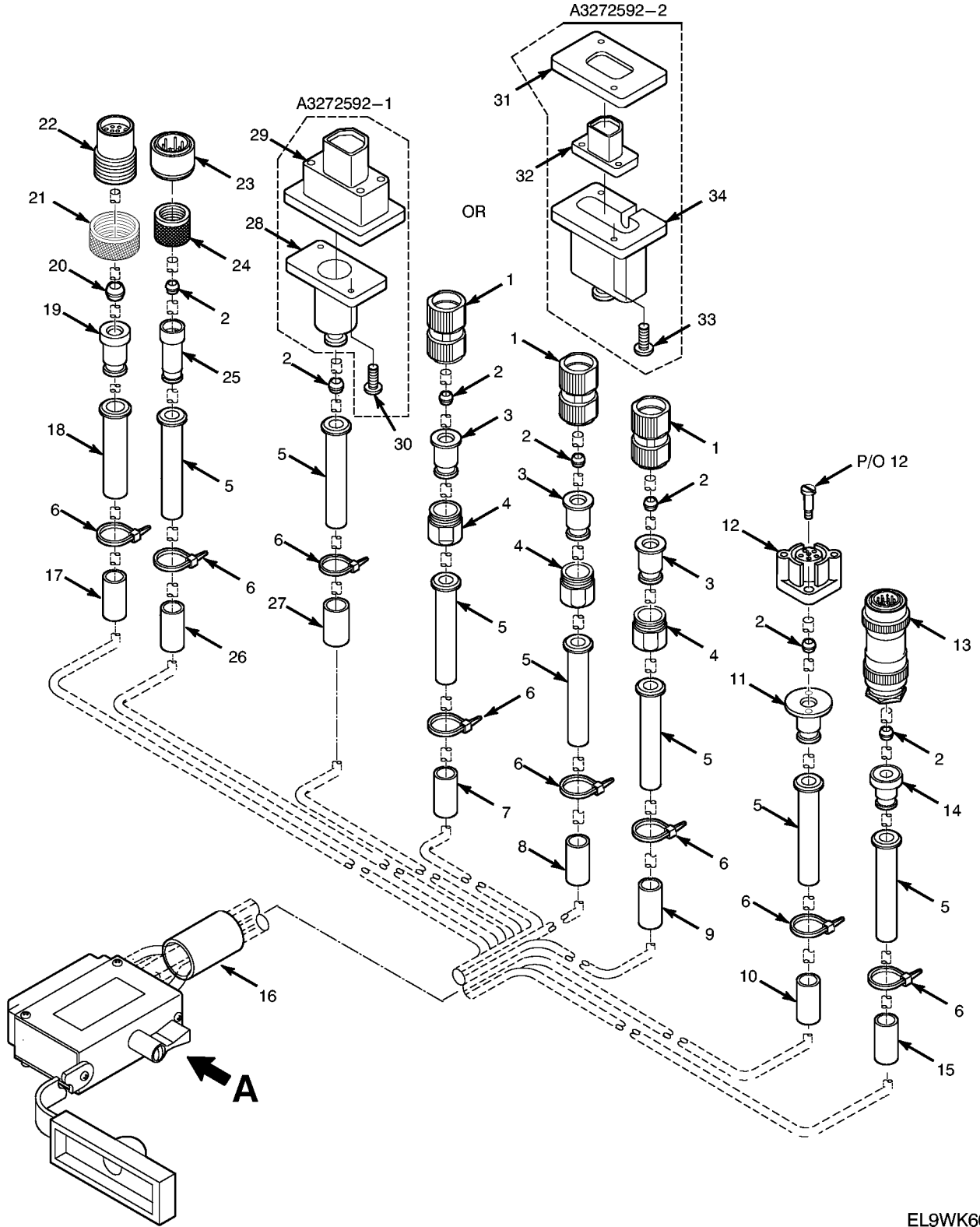
GROUP 97 INTERCONNECTING GROUP
ON-373B/GRC

FIGURE 40

1	PAFZZ	5330000097725	80205	NAS1523AA06B	PACKING WITH RETAIN.....	4
2	PAFZZ	5310013783033	72962	73 E20057-M3	NUT,SELF LOCKING,HE.....	6
3	XBFZZ		80063	A3014125-3	PLATE,INSTRUCTION.....	1
4	PAFZZ	5305012003940	51792	A3013117-13	SCREW,MACHINE.....	6
5	PAFZZ	5310012032654	51792	A3013124-1	WASHER,FLAT.....	2
6	XBFZZ		80063	A3014023-10	PLATE,IDENTIFICATIO	1

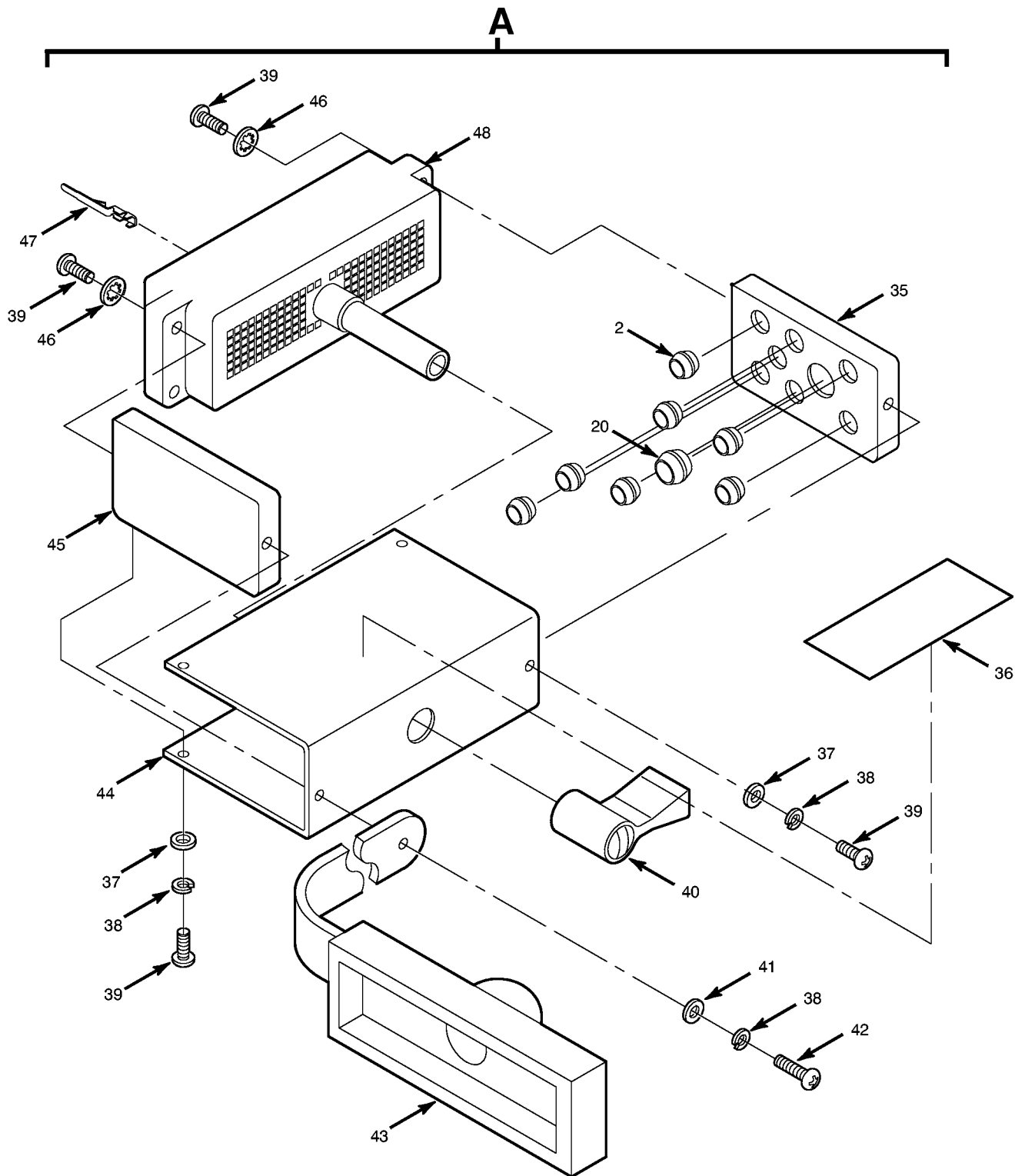
(INTERCONNECTING GROUP ON-373B/GRC).

END OF FIGURE



EL9WK601

Figure 41. Branched Wiring Harness-Receiver-Transmitter (Sheet 1 of 2)



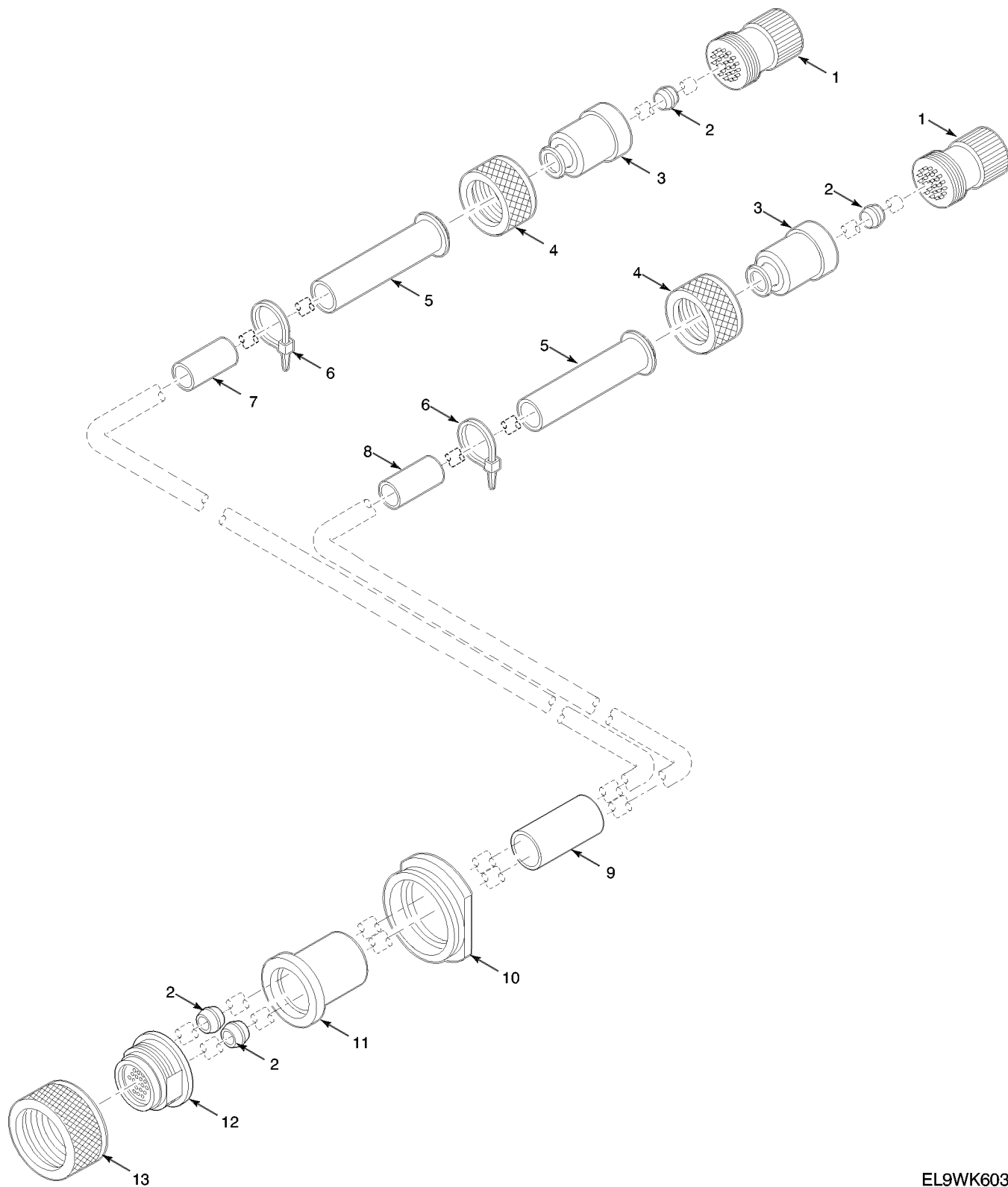
EL9WK602

Figure 41. Branched Wiring Harness-Receiver-Transmitter (Sheet 2 of 2)

SECTION II			TM11-5820-890-30P-3		(6)	(7)
(1)	(2)	(3)	(4)	(5)		
ITEM NO	SMR CODE	NSN	CAGEC	PART NUMBER	DESCRIPTION AND USABLE ON CODES(UOC)	QTY
					GROUP 9726 BRANCHED WIRING HARNESS RECEIVER-TRANSMITTER	
FIGURE 41						
1	PAFZZ	5935014699928	80063	A3167702-3	CONNECTOR, PLUG, ELEC.....	3
2	XBFZZ		80063	A3190875-1	FERRULE, ELECTRICAL.....	14
3	XBFZZ		80063	A3190881-1	ADAPTER, CABLE TO CO.....	3
4	XBFZZ		80063	A3190878-1	ADAPTER, CABLE CLAMP.....	3
5	XBFZZ		96906	MS3420-6A	BUSHING, NONMETALLIC.....	7
6	PAFZZ	5975007275153	96906	MS3367-4-9	STRAP, TIEDOWN, ELECT.....	8
7	XBFZZ		80063	A3013739-269	SLEEVE, MARKER, CABLE.....	1
8	XBFZZ		80063	A3013739-270	SLEEVE, MARKER, CABLE.....	1
9	XBFZZ		80063	A3013739-271	SLEEVE, MARKER, CABLE.....	1
10	XBFZZ		80063	A3013739-272	SLEEVE, MARKER, CABLE.....	1
11	XBFZZ		80063	A3190897-1	ADAPTER, CABLE CLAMP.....	1
12	PAFZZ	5935013232684	80063	A3012757-2	CONNECTOR, PLUG, ELEC.....	1
13	PAFZZ	5935013033092	80063	A3012792-1	CONNECTOR, PLUG, ELEC.....	1
14	XBFZZ		80063	A3190879-1	ADAPTER, CABLE CLAMP.....	1
15	XBFZZ		80063	A3013739-273	SLEEVE, MARKER, CABLE.....	1
16	XBFZZ		80063	A3013739-314	SLEEVE, MARKER, CABLE.....	1
17	XBFZZ		80063	A3013739-275	SLEEVE, MARKER, CABLE.....	1
18	XBFZZ	5365005985394	96906	MS3420-10A	BUSHING, NONMETALLIC.....	1
19	XBFZZ		80063	A3190886-3	ADAPTER, CABLE CLAMP.....	1
20	XBFZZ		80063	A3190875-4	FERRULE, ELECTRICAL.....	2
21	XBFZZ		80063	A3190884-7	NUT, BUSHING, RETAINE.....	1
22	PAFZA	5935012635855	80063	A3012794-2	CONNECTOR, RECEPTACL.....	1
23	PAFZZ	5935010769450	96906	MS3476W10-6P	CONNECTOR, PLUG, ELEC.....	1
24	XBFZZ		80063	A3190884-3	NUT, BUSHING, RETAINE.....	1
25	XBFZZ		80063	A3190889-1	ADAPTER, CABLE CLAMP.....	1
26	XBFZZ		80063	A3013739-267	SLEEVE, MARKER, CABLE.....	1
27	XBFZZ		80063	A3013739-268	SLEEVE, MARKER, CABLE.....	1
28	XBFZZ		80063	A3249753-1	ADAPTER, CABLE CLAMP (USED ON A3272592-1 ONLY).....	1
29	PAFZZ	5935014318679	80063	A3167931-1	CONNECTOR, RECEPTACL (USED ON A3272592-1 ONLY).....	1
30	PAFZZ	5305014394201	80063	A3140090-10	SCREW, MACHINE (USED ON A3272592-1 ONLY).....	2
31	XBFZZ		80063	A3272653-1	ADAPTER, COVER (USED ON A3272592-2 ONLY).....	1
32	PAFZZ	5935014646212	80063	A3266293-1	CONNECTOR, RECEPTACL (USED ON A3272592-2 ONLY).....	1
33	PAFZZ	5305004333741	96906	MS51957-44B	SCREW, MACHINE (USED ON A3272592-2 ONLY).....	2
34	XBFZZ		80063	A3272654-1	ADAPTER, BACKSHELL (USED ON A3272592-2 ONLY).....	1
35	XBFZZ		80063	A3249750-9	BRACKET, ELECTRICAL.....	1
36	XBFZZ		80063	A3018440-3	MARKER, IDENTIFICATI.....	1
37	PAFZZ	5310000570573	80205	NAS620C4	WASHER, FLAT.....	5
38	PAFZZ	5310002240746	96906	MS35338-135B	WASHER, LOCK.....	6
39	PAFZZ	5305004594687	96906	MS51957-14B	SCREW, MACHINE.....	11

SECTION II			TM11-5820-890-30P-3			
(1)	(2)	(3)	(4)	(5)	(6)	(7)
ITEM NO	SMR CODE	NSN	CAGEC	PART NUMBER	DESCRIPTION AND USABLE ON CODES(UOC)	QTY
40	PAFZZ	5935003554459	80063	A3142236-1	LEVER, MANUAL CONTRO.....	1
41	PAFZZ	5310013529590	80205	NAS1149CN542R	WASHER, FLAT.....	1
42	PAFZZ	5305004656745	96906	MS51957-16B	SCREW, MACHINE.....	1
43	XBFZZ		80063	A3167875-2	COVER, ELECTRICAL CO.....	1
44	XBFZZ		80063	A3249748-2	BRACKET, MOUNTING.....	1
45	XBFZZ		80063	A3249749-3	BRACKET, ELECTRICAL.....	1
46	PAFZZ	5310005503715	96906	MS35333-70	WASHER, LOCK.....	4
47	PAFZA	5999010697758	71468	030-2409-001	CONTACT, ELECTRICAL.....	62
48	XBFZZ		80063	A3019239-3	CONNECTOR BODY, PLUG.....	1

END OF FIGURE



EL9WK603

Figure 42. Adapter Cable Assembly-Y

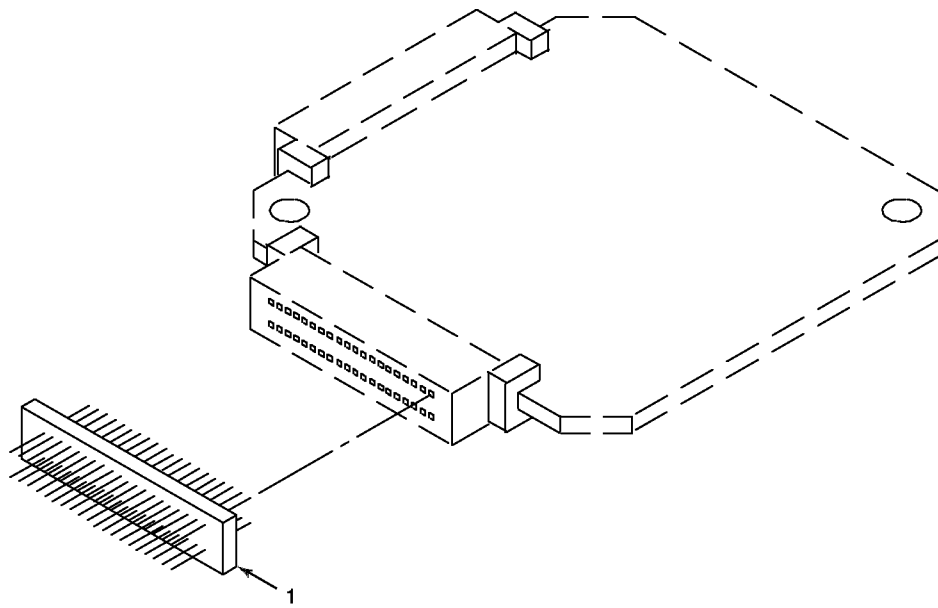
SECTION II			TM11-5820-890-30P-3			
(1)	(2)	(3)	(4)	(5)	(6)	(7)
ITEM	SMR			PART		
NO	CODE	NSN	CAGEC	NUMBER	DESCRIPTION AND USABLE ON CODES(UOC)	QTY

GROUP 9727 ADAPTER CABLE ASSEMBLY
- Y

FIGURE 42

1	PAFZZ	5935014637167	80063	A3245089-1	CONNECTOR, PLUG, ELEC.....	2
2	XBFZZ		80063	A3190875-2	FERRULE, ELECTRICAL.....	4
3	XBFZZ		80063	A3190885-1	ADAPTER, CABLE CLAMP.....	2
4	XBFZZ		80063	A3190884-8	NUT, BUSHING, RETAINE.....	2
5	PAFZZ	5365005985394	81349	MS3420-8A	BUSHING, NONMETALLIC.....	2
6	PAFZZ	5975007275153	96906	MS3367-4-9	STRAP, TIEDOWN, ELECT.....	2
7	XBFZZ		80063	A3013739-275	SLEEVE, MARKER, CABLE.....	1
8	XBFZZ		80063	A3013739-276	SLEEVE, MARKER, CABLE.....	1
9	XBFZZ		80063	A3018440-3	MARKER, IDENTIFICATI.....	1
10	XBFZZ		80063	A3272642-1	ADAPTER, THREADED.....	1
11	XBFZZ		80063	A3249751-3	ADAPTER, CABLE CLAMP.....	1
12	PAFZZ	5935014318673	80063	A3245088-1	CONNECTOR, PLUG, ELEC.....	1
13	XBFZZ		80063	A3190884-6	NUT, BUSHING RETAINE.....	1

END OF FIGURE



EL9WK604

Figure 43. Circuit Card Assembly-Extender Card

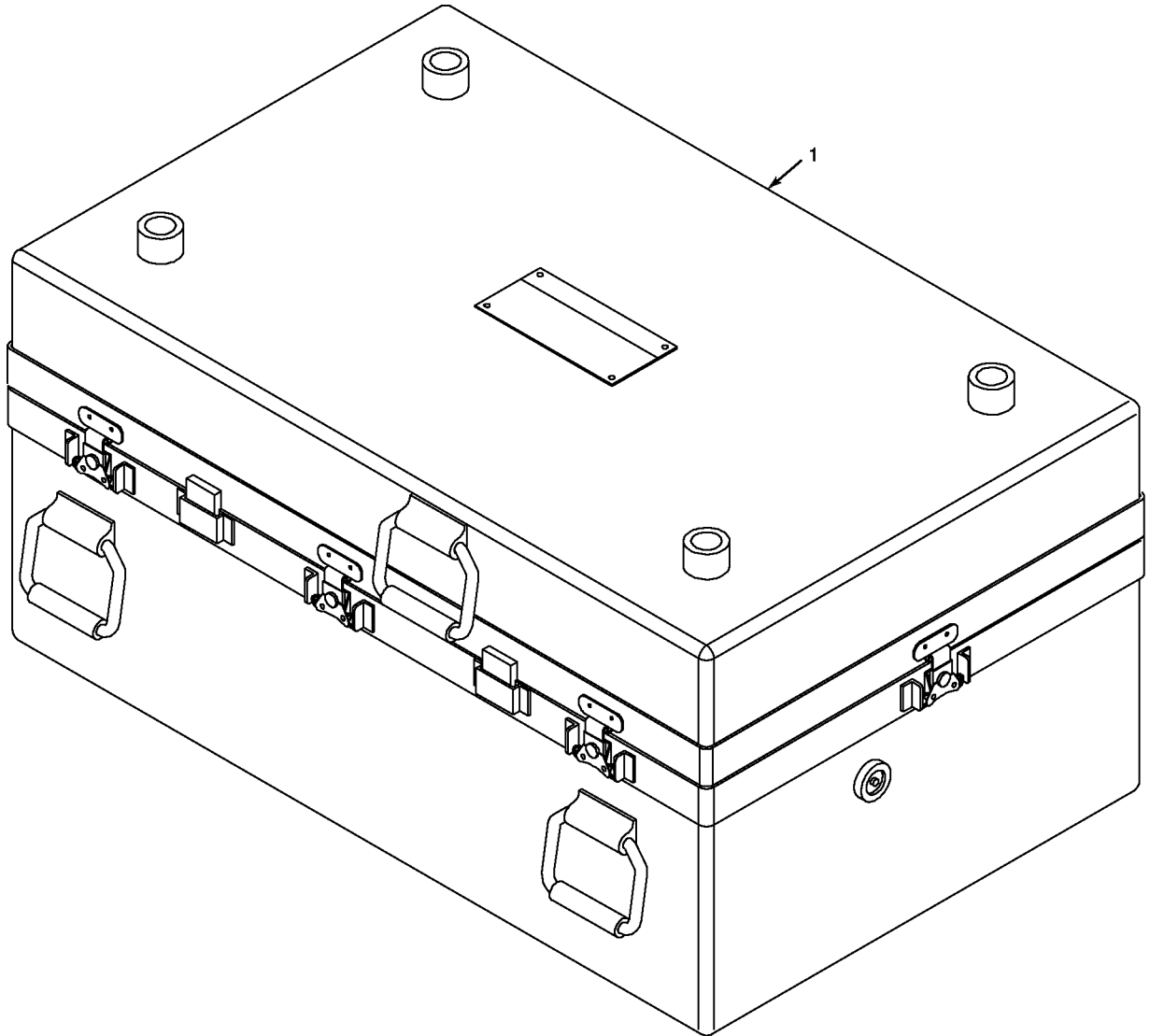
SECTION II			TM11-5820-890-30P-3			
(1)	(2)	(3)	(4)	(5)	(6)	(7)
ITEM	SMR			PART		
NO	CODE	NSN	CAGEC	NUMBER	DESCRIPTION AND USABLE ON CODES(UOC)	QTY

GROUP 9728 CIRCUIT CARD ASSEMBLY -
EXTENDER CARD

FIGURE 43

1	PAFZA	5935014707486	55322	ASP-63100-01	CONNECTOR,RECEPTACL.....	1
---	-------	---------------	-------	--------------	--------------------------	---

END OF FIGURE



EL9WK611

Figure 50. SINCGARS Maintenance Group Set

SECTION III			TM11-5820-890-30P-3			
(1)	(2)	(3)	(4)	(5)	(6)	(7)
ITEM	SMR			PART		
NO	CODE	NSN	CAGEC	NUMBER	DESCRIPTION AND USABLE ON CODES(UOC) QTY	

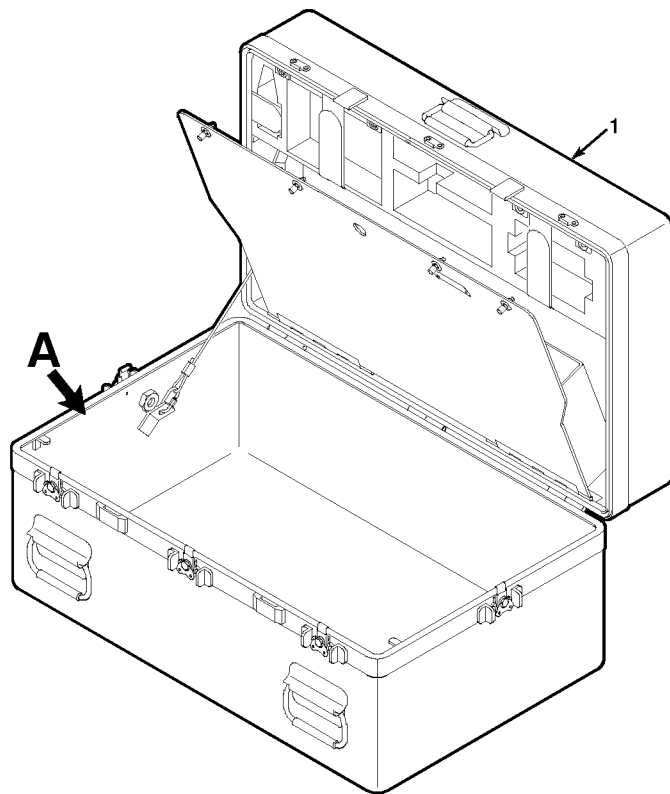
GROUP 00 SINGARS MAINTENANCE
GROUP SET

FIGURE 50

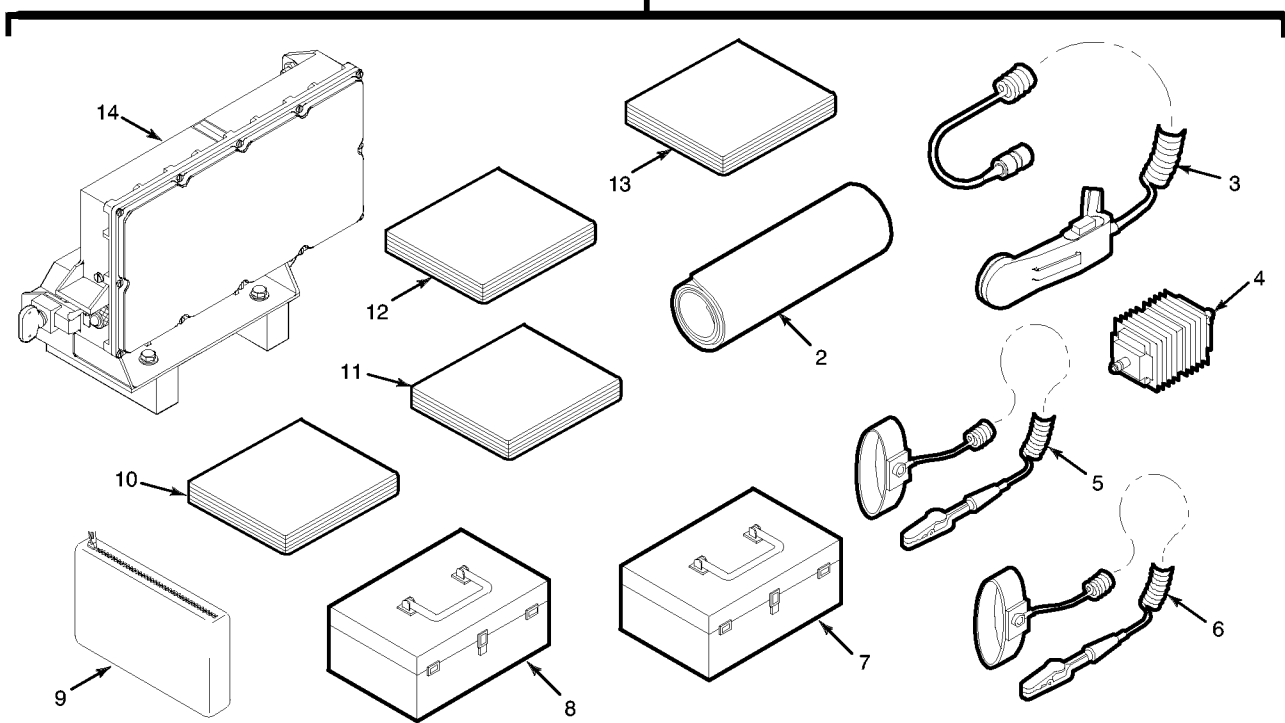
1 PDFFD 5895014598523 80058 ON-373B/GRC

INTERCONNECTING GRO (SEE FIGURE 40
FOR REPAIR PARTS, SEE FIGURE 51 FOR
SPECIAL TOOLS).....

END OF FIGURE



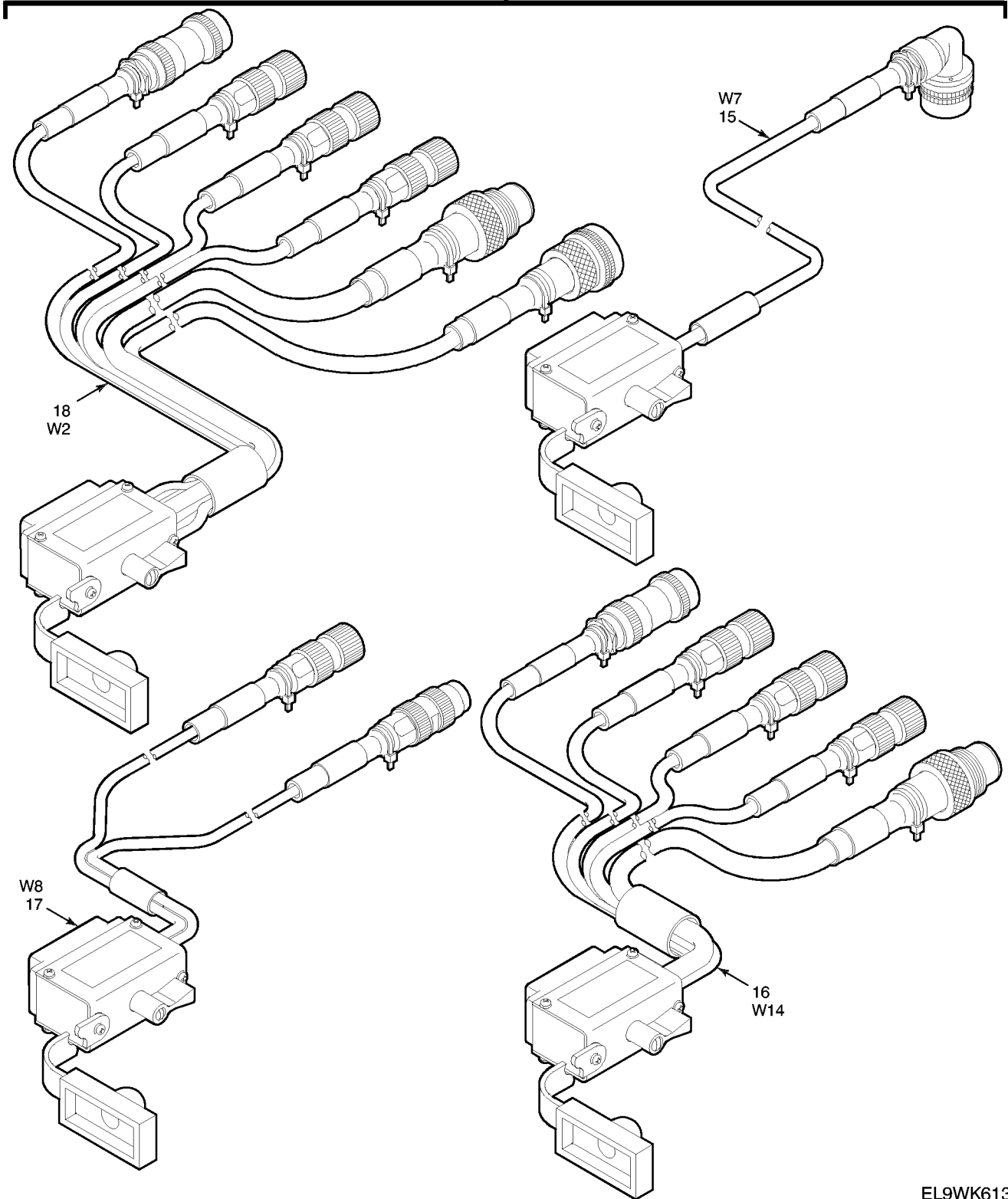
A



EL9WK612

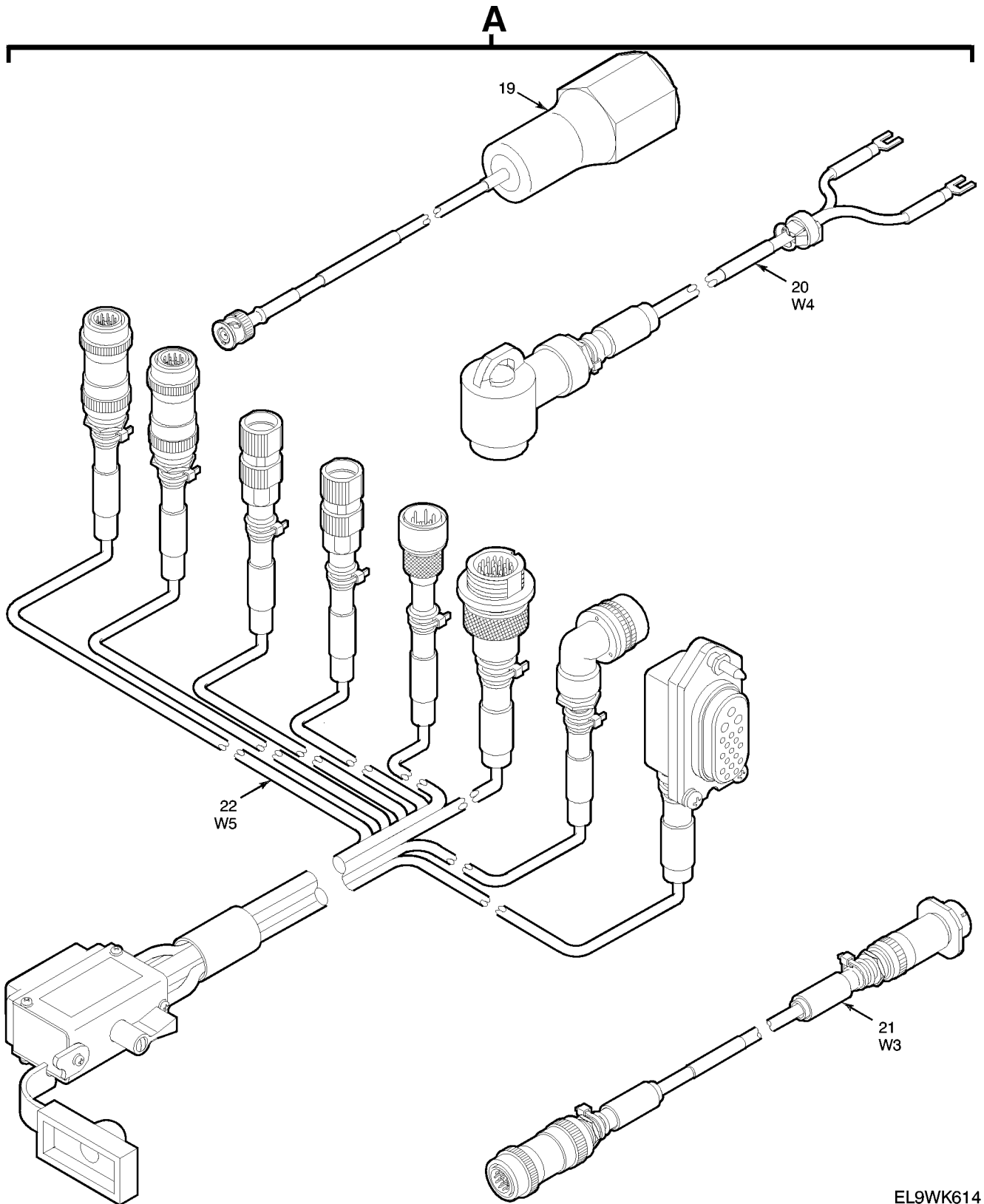
Figure 51. Interconnecting Group ON-373B/GRC (Sheet 1 of 7)

A



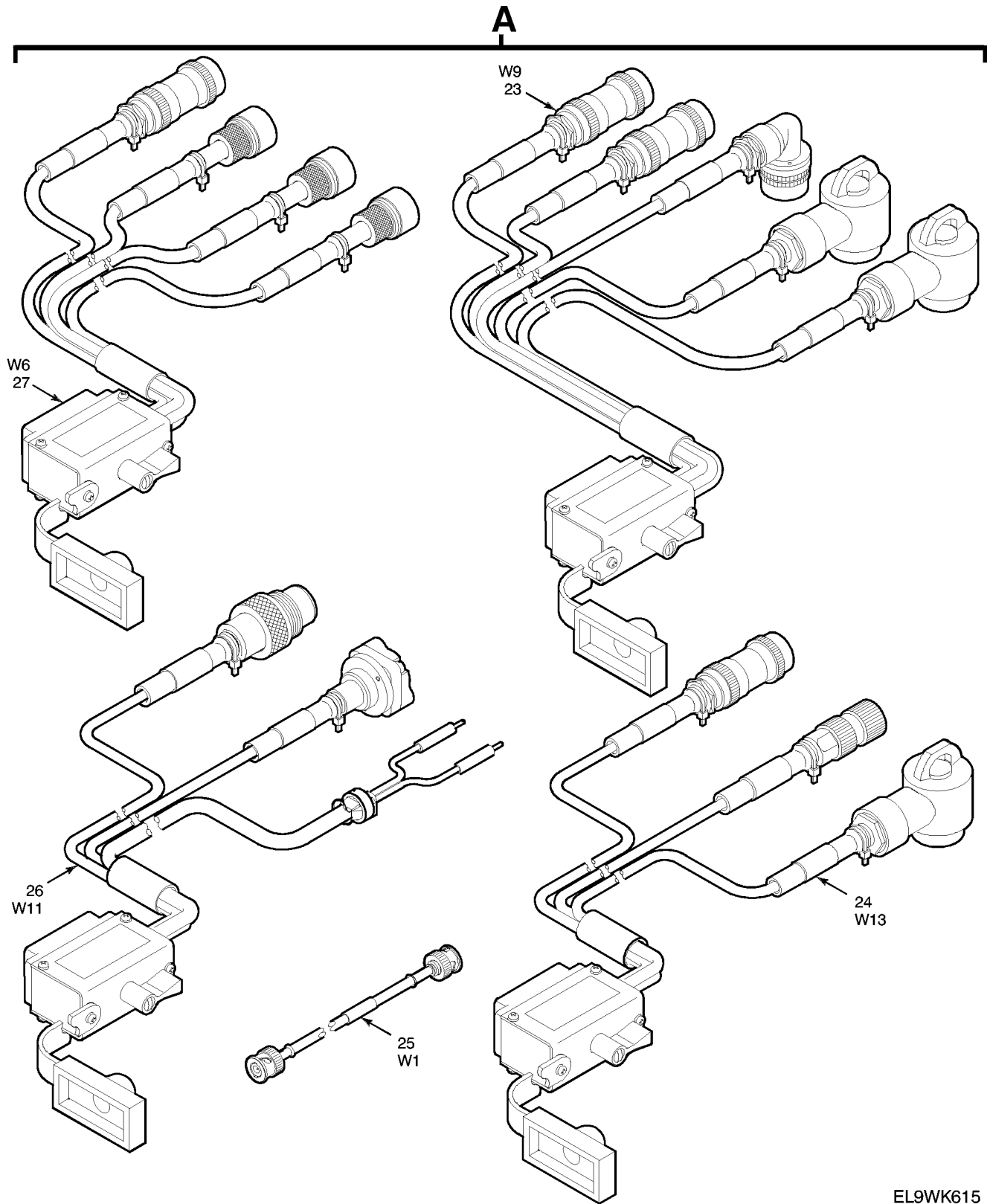
EL9WK613

Figure 51. Interconnecting Group ON-373B/GRC (Sheet 2 of 7)



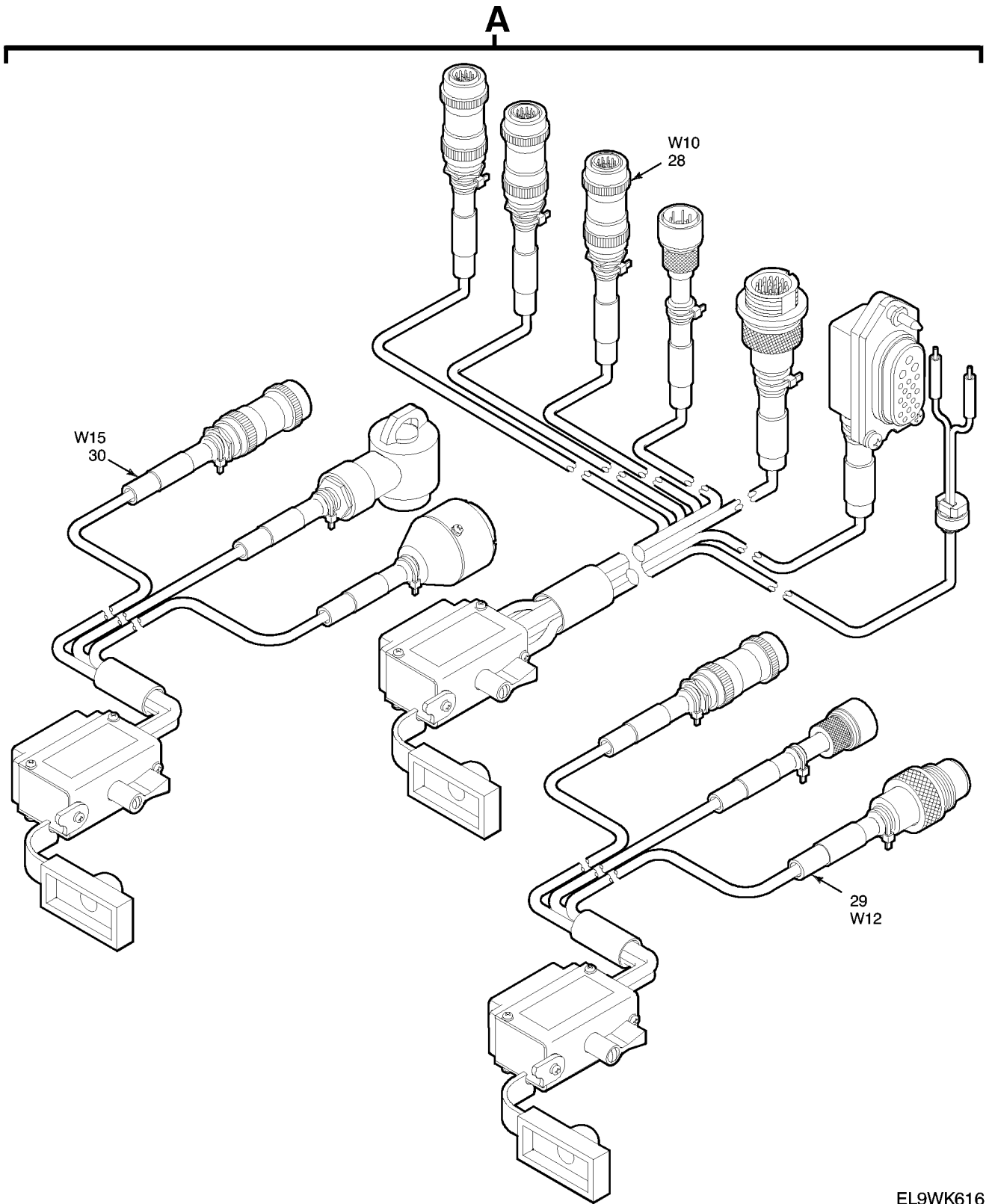
EL9WK614

Figure 51. Interconnecting Group ON-373B/GRC: (Sheet 3 of 7)



EL9WK615

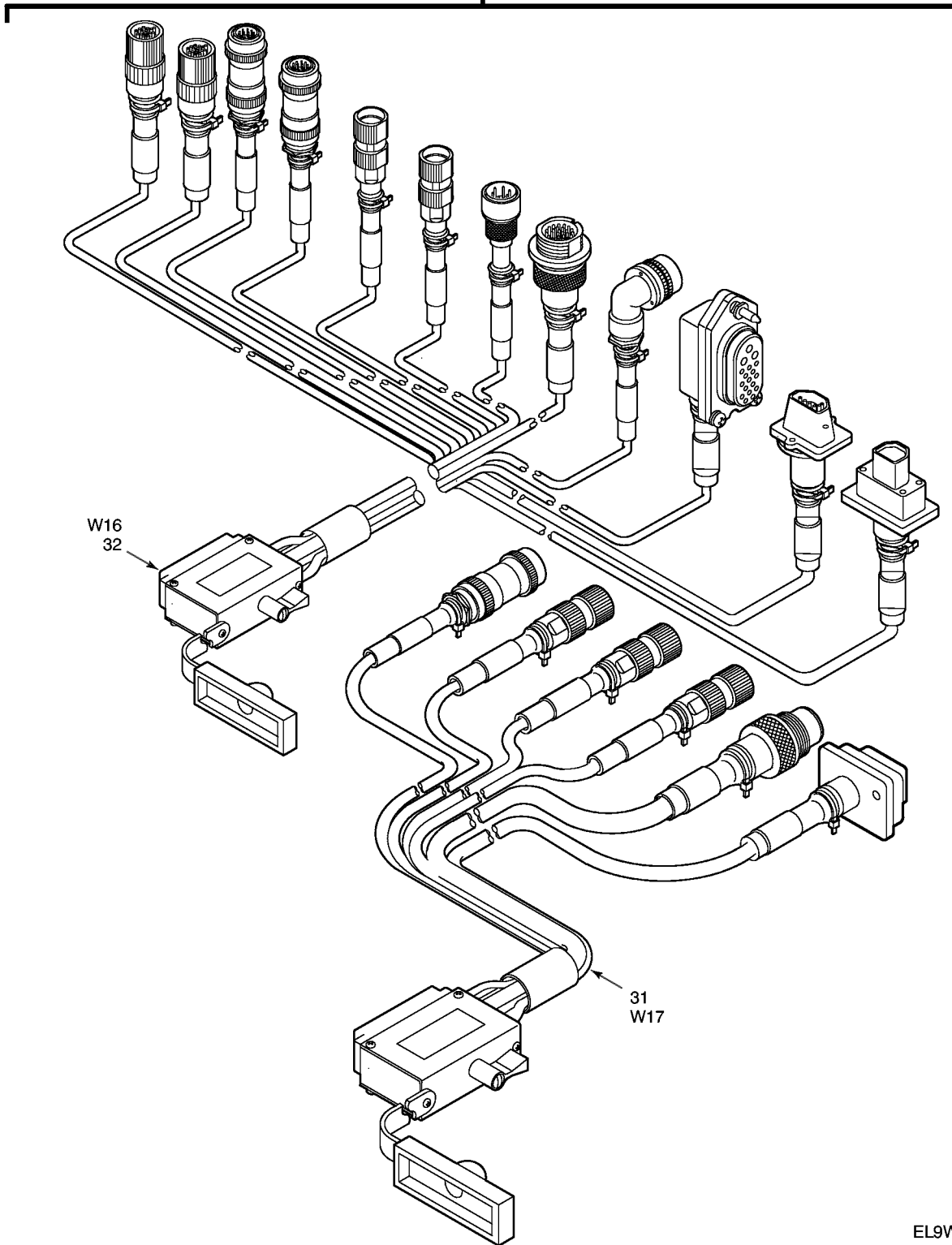
Figure 51. Interconnecting Group ON-373B/GRC (Sheet 4 of 7)



EL9WK616

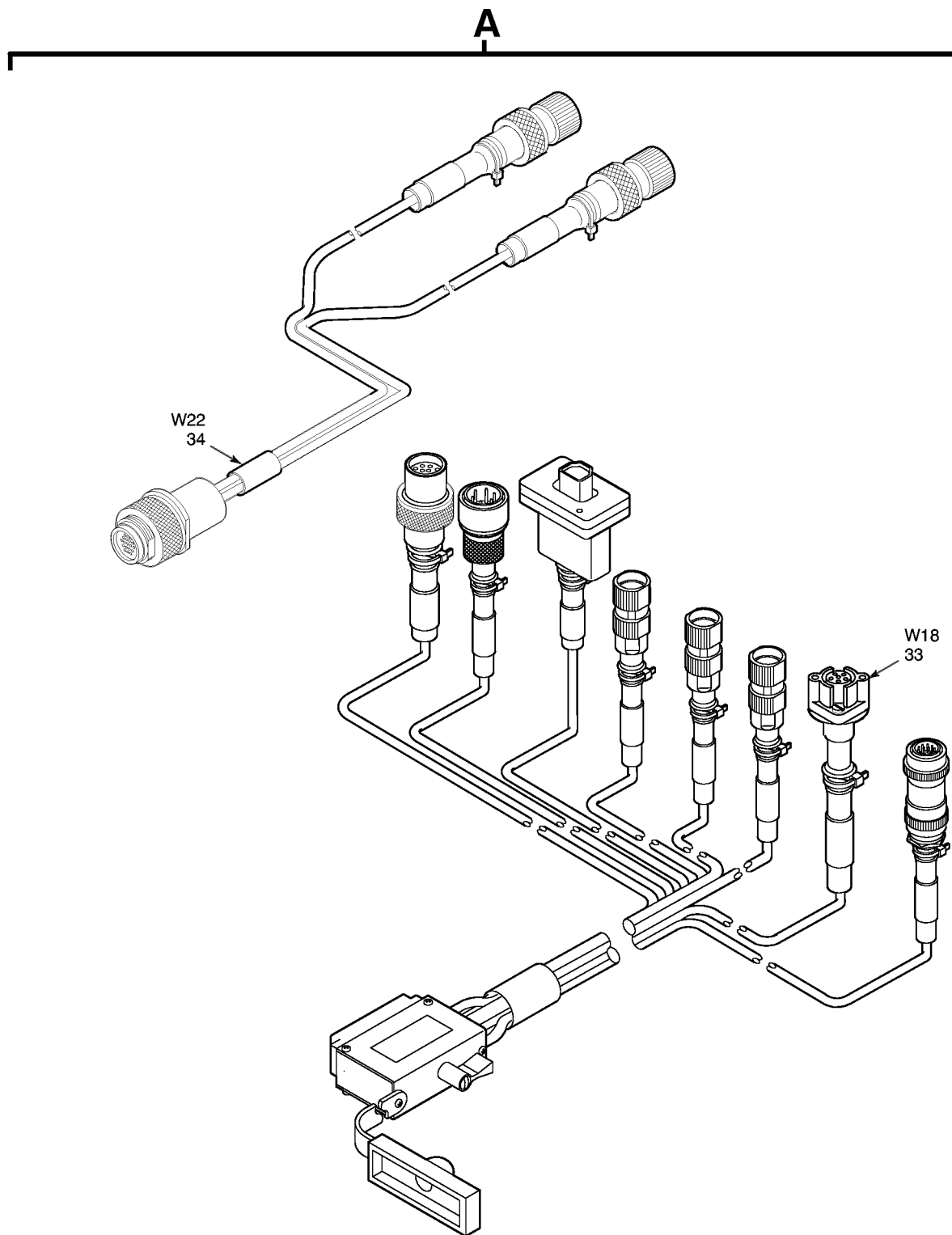
Figure 51. Interconnecting Group ON-373B/GRC (Sheet 5 of 7)

A



EL9WK617

Figure 51. Interconnecting Group ON-373B/GRC (Sheet 6 of 7)



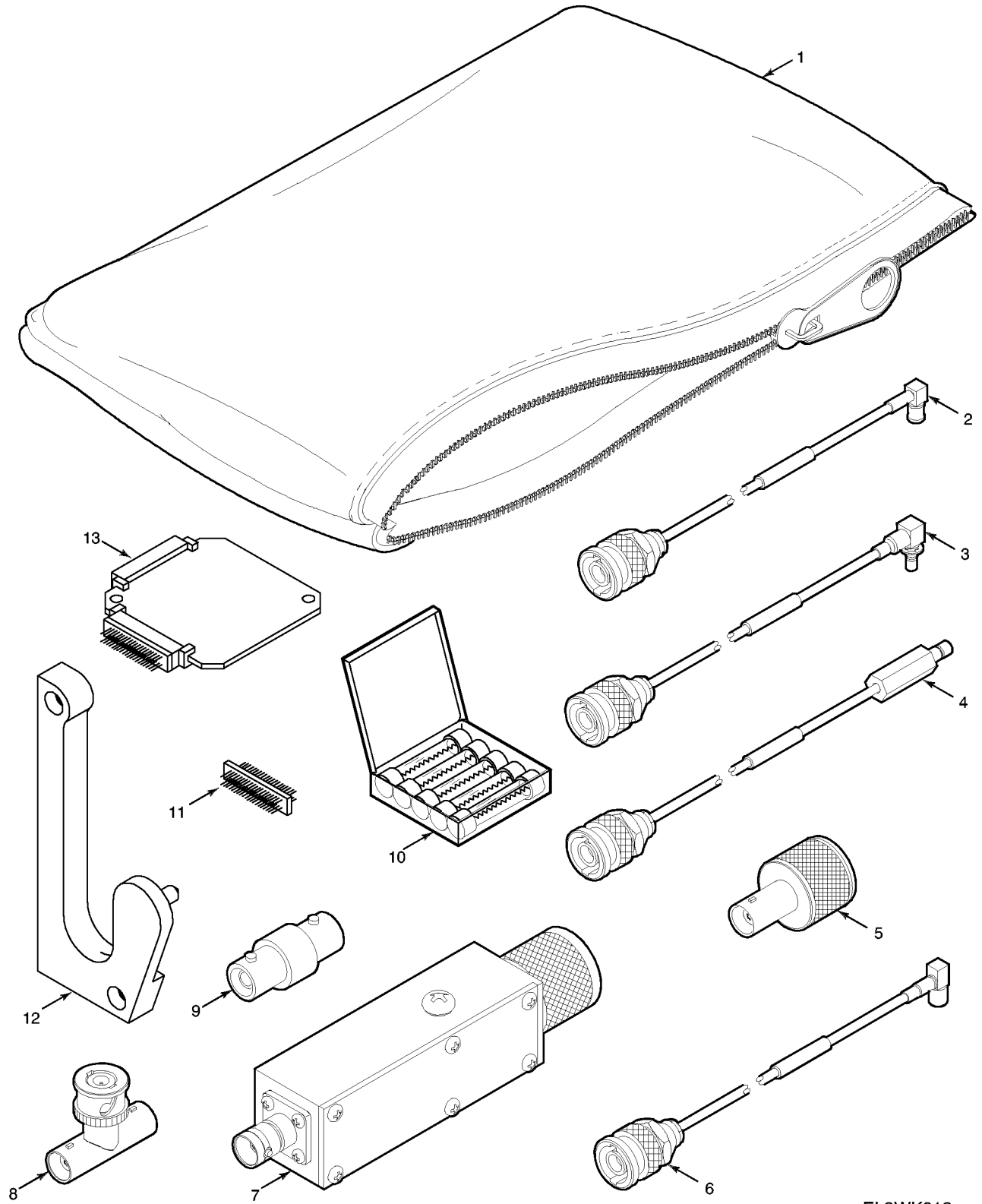
EL9WK618

Figure 51. Interconnecting Group ON-373B/GRC (Sheet 7 of 7)

SECTION III			TM11-5820-890-30P-3			
(1)	(2)	(3)	(4)	(5)	(6)	(7)
ITEM NO	SMR CODE	NSN	CAGEC	PART NUMBER	DESCRIPTION AND USABLE ON CODES(UOC)	QTY
GROUP 97 INTERCONNECTING GROUP ON-373B/GRC						
GROUP 51						
1	XBFFF		62012	A3190872-1	CASE,ELECTRICAL COM EQUIPMENT (SEE TM 11-5820-890-30P-1 FOR BREAKDOWN).	
2	PEFFF	5895012612913	80063	A3014484-1	TABLERUNNER,STATIC (SEE TM 11-5820-890-30P-1 FOR BREAKDOWN).....	
3	PAFZZ	5965000433463	80058	H-250A/U	HANDSET.....	
4	PAFZZ	5985013716944	80063	A3018693-2	ATTENUATOR,FIXED.....	
5	PAFZZ	5920012927060	20999	2211 SMALL	STRAP,WRIST,ELECTRO.....	
6	PAFZZ	4240011658865	75037	2213	STRAP,WRIST GROUNDI.....	
7	XBFFF		80063	A3018715-1	TOOL KIT,ELECTRONIC EQUIPMENT (SEE FIGURE 53 FOR BREAKDOWN).....	
8	XBFFF		80063	A3131805-1	TOOL KIT,ELECTRONIC EQUIPMENT (SEE TM 11-5820-890-30P-1 FOR BREAKDOWN).	
9	XBFFF		80063	A3167771-1	PARTS KIT,ELECTRONI EQUIPMENT (SEE FIGURE 52 FOR BREAKDOWN).....	
10	XCFZZ		80063	TM11-5820-890-30-6	MANUAL,TECHNICAL.....	
11	XCFZZ		80063	TM11-5820-890-30 P-1	MANUAL,TECHNICAL.....	
12	XCFZZ		80063	TM11-5820-890-30 P-2	MANUAL,TECHNICAL.....	
13	XCFZZ		80063	TM11-5820-890-30 P-3	MANUAL,TECHNICAL.....	
14	PAFFD	6130013712417	80063	A3167747-1	POWER SUPPLY (SEE TM 11-5820-890-30P-1 FOR BREAKDOWN).....	
15	PEFFF	5995013712409	80063	A3167782-1	WIRING HARNESS,BRAN -POWER SUPPLY (SEE TM 11-5820-890-30P-1 FOR BREAKDOWN).....	
16	PEFFF	5995013715580	80063	A3167780-1	WIRING HARNESS,BRAN -REMOTE CONTROL UNIT (SEE TM 11-5820-890-30P-1 FOR BREAKDOWN).....	
17	PEFFF	5995013714035	80063	A3167770-1	WIRING HARNESS,BRAN -FILL DEVICE (SEE TM 11-5820-890-30P-1 FOR BREAKDOWN).....	
18	PEFFF	5995014427267	80063	A3167772-2	WIRING HARNESS,BRAN -RECEIVER-TRANSMITTER (SEE TM 11-5820-890-30P-1 FOR BREAKDOWN).....	
19	PEFZZ	6625013033093	80063	A3142124-1	ADAPTER,TEST.....	
20	PAFFF	5995013714036	80063	A3168046-1	WIRING HARNESS,BRAN -ELECTRICAL POWER (SEE TM 11-5820-890-30P-1 FOR BREAKDOWN).....	
21	PEFFF	5995013712405	80063	A3168045-1	WIRING HARNESS,BRAN -RADIO FREQUENCY POWER AMPLIFIER (SEE TM 11-5820-890-30P-1 FOR BREAKDOWN)....	
22	PEFFF	5995013712408	80063	A3167773-1	WIRING HARNESS,BRAN -AMPLIFIER-ADAPTER (SEE TM 11-5820-890-30P-1 FOR BREAKDOWN).....	

SECTION III			TM11-5820-890-30P-3			
(1)	(2)	(3)	(4)	(5)	(6)	(7)
ITEM NO	SMR CODE	NSN	CAGEC	PART NUMBER	DESCRIPTION AND USABLE ON CODES(UOC) QTY	
23	PEFFF	5995013715579	80063	A3167775-1	WIRING HARNESS,BRAN -AUXILIARY RFP MOUNT (SEE TM 11-5820-890-30P-1 FOR BREAKDOWN).....	
24	PEFFF	5995013714039	80063	A3167779-1	WIRING HARNESS,BRAN -CONTROL UNIT LOUDSPEAKER (SEE TM 11-5820-890-30P-1 FOR BREAKDOWN).....	
25	PEFZZ	5995013068107	80063	A3013902-4	CABLE ASSEMBLY,RADI.....	
26	PEFFF	5995013714037	80063	A3167776-1	WIRING HARNESS,BRAN -BATTERY BOX (SEE TM 11-5820-890-30P-1 FOR BREAKDOWN).....	
27	PEFFF	5995013712407	80063	A3167774-1	WIRING HARNESS,BRAN -CONTROL-MONITOR (SEE TM 11-5820-890-30P-1 FOR BREAKDOWN).....	
28	PEFFF	5995013720243	80063	A3167777-1	WIRING HARNESS,BRAN -POWER SUPPLY ADAPTER (SEE TM 11-5820-890-30P-1 FOR BREAKDOWN).....	
29	PEFFF	5995013714038	80063	A3167778-1	WIRING HARNESS,BRAN -BATTERY TRAY (SEE TM 11-5820-890-30P-1 FOR BREAKDOWN).....	
30	PEFFF	5995013712410	80063	A3167781-1	WIRING HARNESS,BRAN -SPLITTER CABLE (SEE TM 11-5820-890-30P-1 FOR BREAKDOWN).....	
31	PEFFF	5995014947962	80063	A3249739-2	WIRING HARNESS,BRAN -RECEIVER-TRANSMITTER (SEE TM 11-5820-890-30P-1 FOR BREAKDOWN).....	
32	PEFFF	5995014947961	80063	A3249740-2	WIRING HARNESS,BRAN -AMPLIFIER-ADAPTER (SEE TM 11-5820-890-30P-1 FOR BREAKDOWN).....	
33	PEFFF	5995014598517	80063	A3272592-2	WIRING HARNESS,BRAN -RECEIVER-TRANSMITTER (SEE FIGURE 41 FOR BREAKDOWN).....	
34	PEFFF	5995014596623	80063	A3272613-1	CABLE ASSEMBLY,SPEC ,ADAPTER-Y (SEE FIGURE 42 FOR BREAKDOWN).....	

END OF FIGURE



EL9WK619

Figure 52. Electronic Equipment Parts Kit

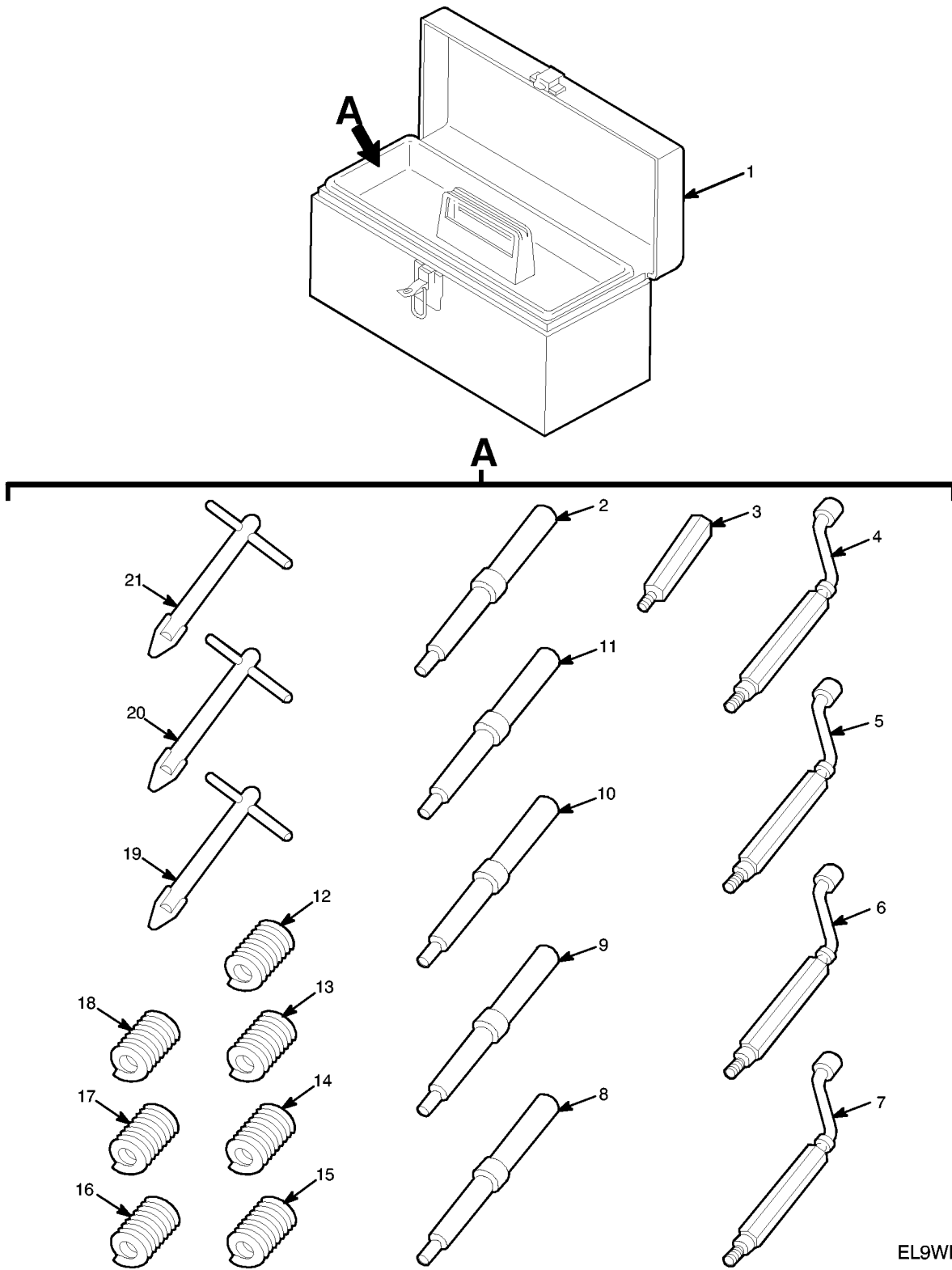
SECTION III			TM11-5820-890-30P-3		(6)	(7)
(1)	(2)	(3)	(4)	(5)		
ITEM	SMR			PART		
NO	CODE	NSN	CAGEC	NUMBER	DESCRIPTION AND USABLE ON CODES(UOC)	QTY

GROUP 9708 ELECTRONIC EQUIPMENT
PARTS KIT

FIGURE 52

1	XBFZZ		80063	B4042203-2	BAG, PLASTIC.....	
2	PAFZZ	5995013615103	80063	A3148221-1	CABLE ASSEMBLY, RADI.....	
3	PEFZZ	5995013042025	80063	A3018583-1	CABLE ASSEMBLY, RADI.....	
4	PEFZZ	5995013615104	80063	A3148220-1	CABLE ASSEMBLY, RADI.....	
5	PAFZZ	5935002590205	81349	M55339/20-00201	ADAPTER, CONNECTOR.....	
6	PEFZZ	5995012034653	80063	A3013903-1	CABLE ASSEMBLY, SPEC.....	
7	PAFZZ	6625013756344	51190	7005-8340-600	ADAPTER, TEST.....	
8	PAFZZ	5935009267523	81349	M55339/17-00274	ADAPTER, CONNECTOR.....	
9	PAFZZ	5935010373476	81349	M55339/16-00914	ADAPTER, CONNECTOR.....	
10	PAFZZ	5920005572647	81349	F02A250V4A	FUSE, CARTRIDGE.....	
11	PAFZA	5935014707486	55322	ASP-63100-01	CONNECTOR, RECEPTACL (P/O	
					INTERCONNECTING GROUP).....	
12	PAFZZ	5930014596624	80063	A3272596-1	RETAINER, ELECTRICAL (P/O	
					INTERCONNECTING GROUP).....	
13	PAFFF	5998014596621	80063	A3272597-1	EXTENDER CARD, ELECT -EXTENDER CARD	
					(SEE FIGURE 43 FOR BREAKDOWN)(P/O	
					INTERCONNECTING GROUP).....	

END OF FIGURE



EL9WK620

Figure 53. Electronic Equipment Tool Kit (Sheet 1 of 3)

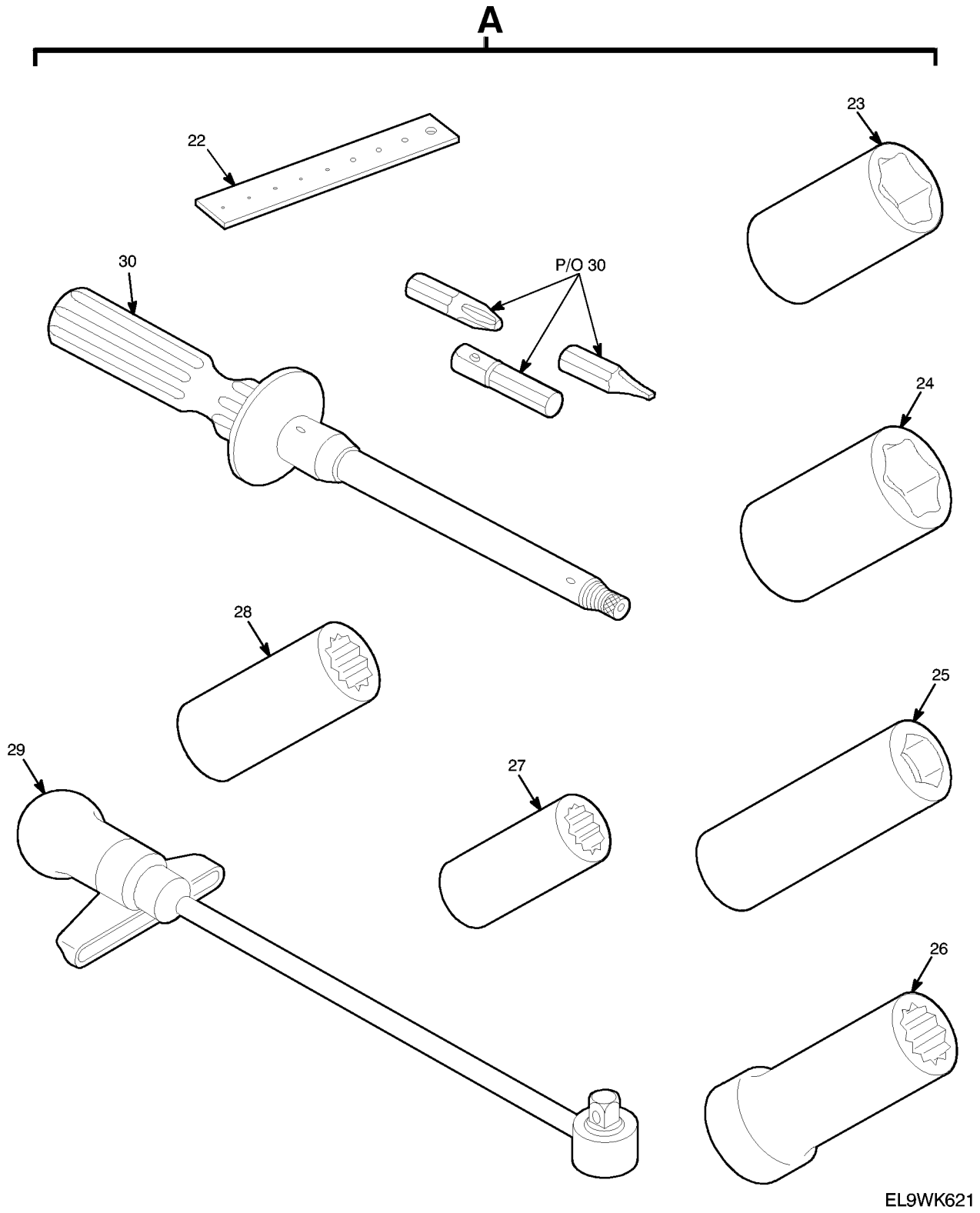


Figure 53. Electrical Equipment Tool Kit (Sheet 2 of 3)

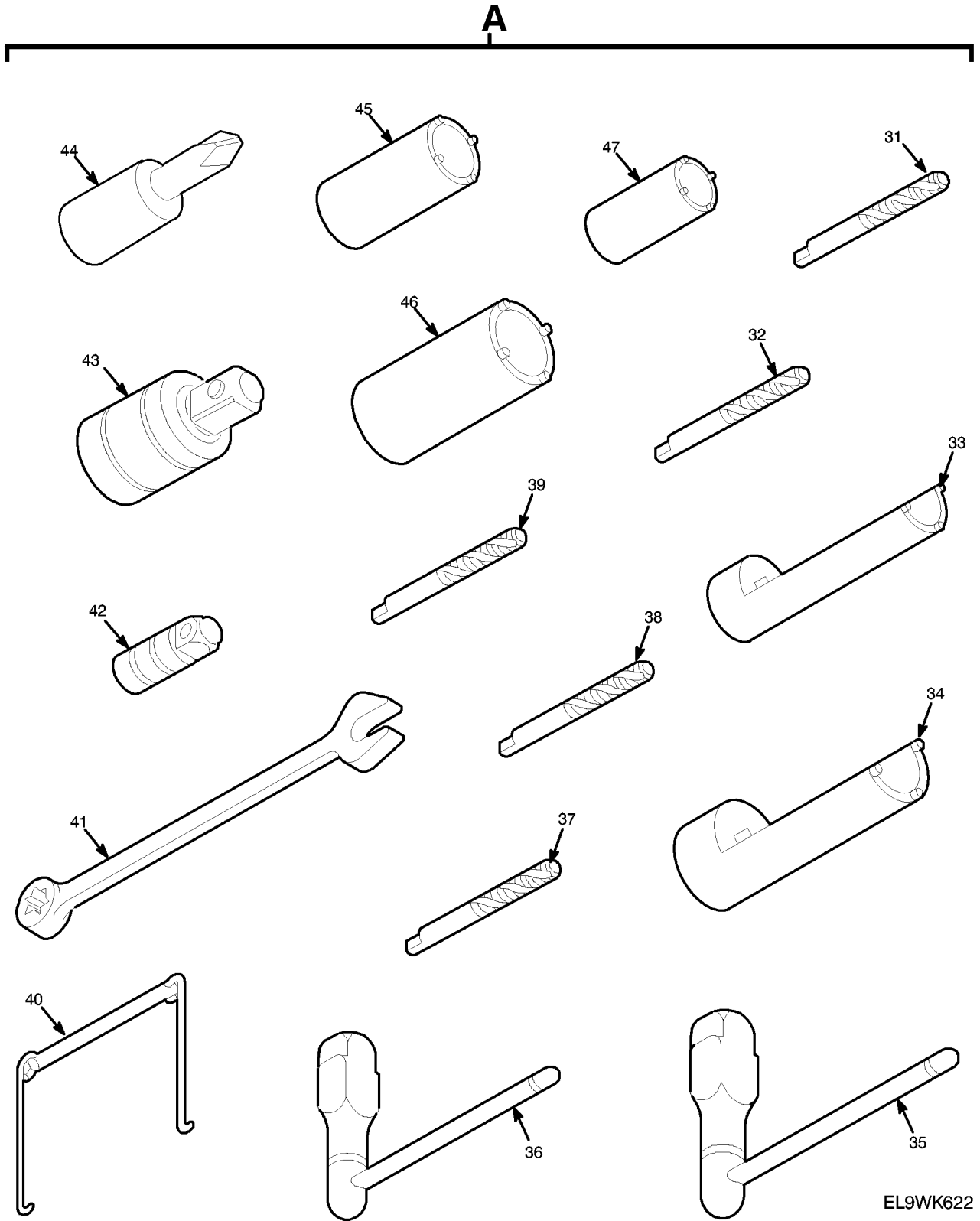


Figure 53. Electronic Equipment Tool Kit (Sheet 3 of 3)

SECTION III	TM11-5820-890-30P-3	(6)	(7)
(1) (2) (3)	(4) (5)		
ITEM SMR	PART		
NO CODE NSN	CAGEC NUMBER	DESCRIPTION AND USABLE ON CODES(UOC)	QTY

GROUP 9709 ELECTRONIC EQUIPMENT
TOOL KIT

FIGURE 53

1	PEFZZ	5140003152747	81348	GGG-T-558/1	TOOL BOX,PORTABLE.....
2	XDFZZ		01556	4238-2.2	TANG BREAKOFF TOOL.....
3	PEFZZ	5136013576176	01556	7751-2.2	TAP SET,THREAD CUTT.....
4	PEFZZ	5120011186280	01556	7751-3	INSERTER,SCREW THRE.....
5	PEFZZ	5120011186281	01556	7751-4	INSERTER,SCREW THRE.....
6	PEFZZ	5120011192593	01556	7751-5	INSERTER,SCREW THRE.....
7	XDFZZ		01556	7751-8	INSERTER,SCREW THRE.....
8	PEFZZ	5120011140946	01556	4238-8	TANG BREAKOFF TOOL.....
9	XDFZZ		01556	4238-5	TANG BREAKOFF TOOL,.....
10	PEFZZ	5120011192586	01556	4238-4	TANG BREAKOFF TOOL.....
11	PEFZZ	5120011186267	01556	4238-3	TANG BREAKOFF TOOL.....
12	PEFZZ	5325011996350	81343	MA3330-100	INSERT,SCREW THREAD.....
13	PEFZZ	5325011996349	81343	MA3330-102	INSERT,SCREW THREAD.....
14	PEFZZ	5325011806844	81343	MA3330-152	INSERT,SCREW THREAD.....
15	PEFZZ	5325012010429	81343	MA3330-104	INSERT,SCREW THREAD.....
16	PEFZZ	5325011735655	81343	MA3330-154	INSERT,SCREW THREAD.....
17	PEFZZ	5325012167444	81343	MA3330-105	INSERT,SCREW THREAD.....
18	PEFZZ	5325012010831	81343	MA3330-209	INSERT,SCREW THREAD.....
19	XDFZZ		01556	1227-6	EXTRACTOR,SCREW THR.....
20	PEFZZ	5120002459539	01556	1227-06	EXTRACTOR,SCREW THR.....
21	PEFZZ	5120001386803	01556	1227-02	EXTRACTOR,SCREW THR.....
22	PEFZZ	5210013617641	80063	A3018767-1	GAGE DEPTH,DIAL IND.....
23	PEFZZ	5120012587503	55719	TS341	SOCKET,SOCKET WRENC.....
24	PEFZZ	5120013350852	55719	TS361	SOCKET,SOCKET WRENC.....
25	PEFZZ	5120012629960	55719	STMM5.5	SOCKET,SOCKET WRENC.....
26	XDFZZ		55719	SFM13	SOCKET,SOCKET WRENC.....
27	PEFZZ	5120009357440	55719	SF161	SOCKET,SOCKET WRENC.....
28	PEFZZ	5120009357473	30106	TL-28	SOCKET,SOCKET WRENC.....
29	PEFZZ	5120007201975	90947	S100I	WRENCH,TORQUE.....
30	PEFZZ	5120005684742	03683	B25 RIGHT	WRENCH,TORQUE.....
31	PEFZZ	5136013576176	01556	5081-2.2	TAP SET,THREAD CUTT.....
32	PEFZZ	5136013578585	01556	5081-8	TAP,THREAD CLEANING.....
33	XDFZZ		80063	A3018049-2	SOCKET,WRENCH,FACE.....
34	PEFZZ	5120013572327	55719	PG-480-3	SPANNER ATTACHMENT,.....
35	PEFZZ	5120002890534	55719	TD-50	WRENCH,TAP AND REAM.....
36	PEFZZ	5120011094788	55719	TD4	WRENCH,TAP AND REAM.....
37	PEFZZ	5136013578584	01556	5081-5	TAP,THREAD CLEANING.....
38	PEFZZ	5136013576178	01556	5081-4	TAP,THREAD CLEANING.....
39	PEFZZ	5136013576177	01556	5081-3	TAP,THREAD CLEANING.....
40	PEFZZ	5998013127994	80063	A3013669-1	EXTRACTOR,ELECTRICA.....
41	PEFZZ	5120010513506	55719	OXIM5.5	WRENCH,BOX AND OPEN.....
42	PEFZZ	5120002408703	55719	A2	ADAPTER,SOCKET WREN.....
43	PEFZZ	5120002278095	55719	TM1	ADAPTER,SOCKET WREN.....
44	PEFZZ	5120013673497	55719	TMP12A	SCREWDRIVER ATTACHM.....
45	PEFZZ	5120014926137	80063	A3256539-1	WRENCH,SPANNER (P/O INTERCONNECTING GROUP).....

SECTION III			TM11-5820-890-30P-3		(6)	(7)
(1)	(2)	(3)	(4)	(5)		
ITEM NO	SMR CODE	NSN	CAGEC	PART NUMBER	DESCRIPTION AND USABLE ON CODES(UOC)	QTY
46	PEFZZ	5120014926138	80063	A3256539-2	WRENCH, SPANNER (P/O INTERCONNECTING GROUP).....	
47	PEFZZ	5120014926139	80063	A3256539-3	WRENCH, SPANNER (P/O INTERCONNECTING GROUP).....	

END OF FIGURE

CROSS-REFERENCE INDEXES

STOCK NUMBER	NATIONAL STOCK NUMBER INDEX		STOCK NUMBER	FIG.	ITEM
	FIG.	ITEM			
5330-00-009-7725	40	1	5120-01-119-2586	53	10
5965-00-043-3463	1	2	5120-01-119-2593	53	6
	51	3	5305-01-126-4708	11	4
5305-00-054-6668	7	19	5310-01-145-3154	6	11
5310-00-057-0573	2	24	4240-01-165-8865	51	6
	3	7	5325-01-173-5655	53	16
	41	37	5325-01-180-6844	53	14
5120-00-138-6803	53	21	5305-01-185-6872	3	6
5305-00-147-8050	7	13	5305-01-186-4535	4	2
5310-00-194-3647	2	5		5	8
5310-00-224-0746	41	38	5975-01-188-8873	1	12
5120-00-227-8095	53	43	5325-01-199-6349	53	13
5120-00-240-8703	53	42	5325-01-199-6350	53	12
5120-00-245-9539	53	20	5305-01-200-0197	2	8
5935-00-259-0205	52	5		11	3
5120-00-289-0534	53	35	5305-01-200-3940	40	4
5140-00-315-2747	53	1	5340-01-200-6617	15	3
5935-00-355-4459	41	40	5325-01-201-0429	53	15
5305-00-433-3741	41	33	5325-01-201-0831	53	18
5305-00-459-4687	41	39	5340-01-201-3440	14	5
5305-00-465-6745	41	42	5310-01-203-2654	40	5
5310-00-550-3715	41	46	5995-01-203-4653	52	6
5920-00-557-2647	52	10	5305-01-204-3017	2	25
5365-00-598-5394	42	5		13	14
5325-00-631-7891	8	2	5325-01-216-7444	53	17
5120-00-720-1975	53	29	5895-01-216-9552	1	10
5975-00-727-5153	13	4	5985-01-235-9189	1	5
	41	6	5120-01-258-7503	53	23
	42	6	3040-01-261-2630	16	3
5315-00-805-7287	8	1	5895-01-261-2913	51	2
5940-00-813-0698	13	2	5935-01-263-5855	41	22
5935-00-926-7523	52	8	5310-01-266-3060	14	21
5310-00-933-8121	14	11	5310-01-268-1237	14	22
5120-00-935-7473	53	28	5315-01-280-6209	14	1
5305-01-020-9560	7	22	5920-01-292-7060	51	5
5305-01-034-6624	11	11	5310-01-298-1440	6	9
	12	14		12	16
	14	4	5935-01-303-3092	41	13
5935-01-037-3476	52	9	6625-01-303-3093	51	19
5925-01-047-1458	14	16	5995-01-304-2025	52	3
5120-01-051-3506	53	41	5995-01-304-2026	1	8
5305-01-064-4046	7	6	5995-01-306-8107	51	25
5999-01-069-7758	41	47	5310-01-307-7702	14	23
5935-01-076-9450	41	23	5985-01-308-8988	1	13
6240-01-093-7323	14	8	5995-01-310-0335	1	6
5120-01-109-4788	53	36	5998-01-312-7994	53	40
5120-01-114-0946	53	8	5935-01-323-2684	41	12
5120-01-118-6267	53	11	5305-01-331-6050	11	6
5120-01-118-6280	53	4		12	3
5120-01-118-6281	53	5		13	9

CROSS-REFERENCE INDEXES

STOCK NUMBER	NATIONAL STOCK NUMBER INDEX		STOCK NUMBER	FIG.	ITEM
	FIG.	ITEM			
5305-01-331-6050	14	14	5985-01-425-7305	1	16
5120-01-335-0852	53	24	5310-01-426-7543	16	6
5120-01-335-0906	53	27	5330-01-430-5004	12	26
5340-01-345-5988	12	32	5310-01-430-9243	16	4
	13	18	5315-01-431-2255	12	31
5340-01-346-2498	14	19	5305-01-431-7596	12	1
5340-01-346-4291	2	14	5935-01-431-8667	12	34
	12	5		13	17
	13	16	5935-01-431-8673	42	12
5940-01-346-9237	13	1	5935-01-431-8679	41	29
5120-01-348-7271	53	25	5895-01-432-8370	1	14
5310-01-352-9590	41	41	5340-01-433-5455	16	7
5985-01-353-4943	1	15	5310-01-437-9253	6	6
5120-01-357-2327	53	34		12	6
5340-01-357-2333	12	17	6135-01-438-9450	1	4
5136-01-357-6176	53	3		2	11
5136-01-357-6177	53	39	5305-01-439-4201	41	30
5136-01-357-6178	53	38	5305-01-439-4220	14	6
5136-01-357-8584	53	37		15	4
5136-01-357-8585	53	32	5310-01-440-3574	12	4
5995-01-361-5103	52	2		14	20
5995-01-361-5104	52	4	5995-01-442-7267	51	18
5210-01-361-7641	53	22	5895-01-444-1218	1	7
5120-01-367-3497	53	44	5820-01-444-1219	1	1
5995-01-371-2405	51	21	5998-01-455-1788	3	5
5995-01-371-2407	51	27	5998-01-455-9638	6	14
5995-01-371-2408	51	22	5998-01-455-9639	5	4
5995-01-371-2409	51	15	5998-01-455-9640	7	3
5995-01-371-2410	51	30	5998-01-455-9641	3	2
6130-01-371-2417	51	14	5895-01-455-9642	2	16
5995-01-371-4035	51	17	5998-01-455-9650	5	7
5995-01-371-4036	51	20	5998-01-456-0851	3	4
5995-01-371-4037	51	26	5998-01-456-0852	4	1
5995-01-371-4038	51	29	5998-01-456-2389	4	4
5995-01-371-4039	51	24	5998-01-456-4410	12	37
5995-01-371-5579	51	23	5985-01-456-4416	7	20
5995-01-371-5580	51	16	5998-01-456-4417	12	24
5985-01-371-6944	51	4	5998-01-456-5449	14	10
5850-01-372-0153	14	7	5998-01-456-6398	13	10
5995-01-372-0243	51	28	5340-01-456-7985	1	11
5305-01-373-8817	2	19	5120-01-458-8206	53	30
6625-01-375-6344	52	7	5998-01-459-6621	52	13
5310-01-378-3033	40	2	5995-01-459-6623	51	34
5305-01-379-5930	5	1	5930-01-459-6624	52	12
5935-01-386-0360	7	18	5995-01-459-8517	51	33
5999-01-388-9075	13	21	5895-01-459-8523	50	1
5895-01-407-2627	1	9	5895-01-461-4505	1	3
5310-01-412-9771	12	19	5340-01-461-4741	1	19
5310-01-412-9772	12	18	5995-01-461-6738	12	38
5305-01-417-2469	16	8	5995-01-461-6876	13	12

CROSS-REFERENCE INDEXES

NATIONAL STOCK NUMBER INDEX					
STOCK NUMBER	FIG.	ITEM	STOCK NUMBER	FIG.	ITEM
5995-01-461-7148	13	11	5935-01-464-6216	12	11
5995-01-461-7150	6	2	5999-01-464-6283	12	35
5995-01-461-7541	7	26	5310-01-464-7088	7	17
5995-01-461-7545	13	19	5310-01-464-7089	7	14
5995-01-461-7547	2	10	5330-01-464-8046	12	30
5995-01-461-8616	7	9	5340-01-464-8367	4	3
5355-01-461-8648	7	15	5310-01-464-8777	7	21
6160-01-461-9622	2	12		13	15
5995-01-461-9777	2	26	5935-01-464-9471	12	10
5935-01-461-9832	6	12	5999-01-464-9510	11	16
5340-01-462-0317	2	7	9330-01-464-9853	15	1
5305-01-463-4307	2	6		16	1
5305-01-463-4447	6	1	5310-01-465-0750	6	8
	7	1		12	15
5305-01-463-4490	6	10	5310-01-465-0774	7	5
5935-01-463-7167	42	1	5310-01-465-0855	2	18
5999-01-463-7195	5	6	5310-01-465-0906	6	7
5935-01-463-8290	1	18	5310-01-465-1159	7	4
5340-01-463-9002	1	20	5340-01-465-4793	13	13
5305-01-463-9019	6	13	5340-01-465-4794	12	2
	11	14	5961-01-466-3789	14	12
	12	8	5310-01-466-4854	16	5
5305-01-463-9206	2	3	5975-01-467-4678	1	21
5331-01-463-9499	6	3	5935-01-469-9928	41	1
5305-01-464-0368	7	16	5998-01-470-3965	14	10
5305-01-464-0503	12	21	5331-01-470-6772	10	1
5331-01-464-1101	7	25	5331-01-470-6775	9	1
5340-01-464-1755	12	33	5331-01-470-6780	6	4
5330-01-464-2017	11	15	5331-01-470-6782	2	15
5331-01-464-2476	14	15	5935-01-470-7486	43	1
5331-01-464-2485	13	3		52	11
5998-01-464-2511	7	2	5995-01-470-8487	12	23
5340-01-464-2798	14	3	5310-01-472-8625	7	12
5340-01-464-2857	2	4	5331-01-473-2351	6	15
5340-01-464-3477	7	7	5895-01-473-6804	2	17
5305-01-464-4458	14	13	5340-01-477-6223	12	36
5305-01-464-4617	9	4		14	24
5305-01-464-4908	2	2	5895-01-479-3963	2	1
5998-01-464-5445	3	5	5330-01-482-3077	7	8
5995-01-464-5977	12	27	5330-01-482-4442	12	28
5995-01-464-5983	12	23	9330-01-482-7388	7	11
5995-01-464-5991	12	22	5136-01-490-6450	53	31
5995-01-464-5999	12	9	5120-01-492-6137	53	45
5995-01-464-6004	12	29	5120-01-492-6138	53	46
5995-01-464-6008	14	9	5120-01-492-6139	53	47
5995-01-464-6017	12	25	5995-01-494-7961	51	32
5995-01-464-6021	12	20	5995-01-494-7962	51	31
5970-01-464-6092	9	3			
5935-01-464-6212	12	12			
	41	32			

SECTION IV

TM11-5820-890-30P-3

CROSS-REFERENCE INDEXES

CAGEC	PART NUMBER	PART NUMBER INDEX		FIG.	ITEM
			STOCK NUMBER		
80058	AM-7238B/VRC		5895-01-407-2627	1	9
80058	AM-7239E/VRC		5895-01-444-1218	1	7
80063	AS-3683/PRC		5985-01-235-9189	1	5
80058	AS-3900A/VRC		5985-01-308-8988	1	13
80058	AS-3916/VRC		5985-01-353-4943	1	15
80058	AS-4266A/PRC		5985-01-425-7305	1	16
55322	ASP-63100-01		5935-01-470-7486	43	1
				52	11
55719	A2		5120-00-240-8703	53	42
80063	A3012672-1		5850-01-372-0153	14	7
80063	A3012757-2		5935-01-323-2684	41	12
80063	A3012763-4		5935-01-464-6216	12	11
80063	A3012792-1		5935-01-303-3092	41	13
80063	A3012794-2		5935-01-263-5855	41	22
80063	A3012989-2		5940-01-346-9237	13	1
80063	A3013095-41		5999-01-464-9510	11	16
80063	A3013095-53		5999-01-464-6283	12	35
80063	A3013096-11		5331-01-473-2351	6	15
80063	A3013096-12		5330-01-464-8046	12	30
80063	A3013096-13		5330-01-482-4442	12	28
80063	A3013096-4		5331-01-464-2476	14	15
80063	A3013096-9		5331-01-464-2485	13	3
80063	A3013109-8		5310-01-266-3060	14	21
51792	A3013117-13		5305-01-200-3940	40	4
51792	A3013124-1		5310-01-203-2654	40	5
80063	A3013124-11		5310-01-466-4854	16	5
80063	A3013128-8		5310-01-268-1237	14	22
80063	A3013129-8		5310-01-307-7702	14	23
80063	A3013151-1		5305-01-200-0197	2	8
				11	3
80063	A3013151-6		5305-01-431-7596	12	1
80063	A3013562-1			11	13
80063	A3013573-2		5315-01-280-6209	14	1
80063	A3013580-1		5310-01-298-1440	6	9
				12	16
80063	A3013603-1		5340-01-201-3440	14	5
80063	A3013608-1		5340-01-200-6617	15	3
80063	A3013669-1		5998-01-312-7994	53	40
80063	A3013683-40			11	2
80063	A3013735-8		5995-01-310-0335	1	6
80063	A3013739-267			41	26
80063	A3013739-268			41	27
80063	A3013739-269			41	7
80063	A3013739-270			41	8
80063	A3013739-271			41	9
80063	A3013739-272			41	10
80063	A3013739-273			41	15
80063	A3013739-275			41	17
				42	7
80063	A3013739-276			42	8
80063	A3013739-310			13	7

CROSS-REFERENCE INDEXES

CAGEC	PART NUMBER	PART NUMBER INDEX		FIG.	ITEM
			STOCK NUMBER		
80063	A3013739-310			14	17
80063	A3013739-311			13	8
				14	18
80063	A3013739-312			13	5
80063	A3013739-313			13	6
80063	A3013739-314			41	16
80063	A3013824-3	5995-01-304-2026		1	8
80063	A3013902-4	5995-01-306-8107		51	25
80063	A3013903-1	5995-01-203-4653		52	6
80063	A3014023-10			40	6
80063	A3014125-3			40	3
80063	A3014484-1	5895-01-261-2913		51	2
80063	A3018049-2			53	33
80063	A3018226-2	5315-01-431-2255		12	31
80063	A3018440-3			41	36
				42	9
80063	A3018583-1	5995-01-304-2025		52	3
80063	A3018693-2	5985-01-371-6944		51	4
80063	A3018715-1			51	7
80063	A3018731-4			2	20
80063	A3018767-1	5210-01-361-7641		53	22
80063	A3019064-11	5310-01-464-8777		7	21
				13	15
80063	A3019064-14	5310-01-437-9253		6	6
				12	6
80063	A3019064-16	5310-01-412-9771		12	19
80063	A3019064-17	5310-01-465-0750		6	8
				12	15
80063	A3019064-8	5310-01-465-0774		7	5
80063	A3019079-2	5310-01-465-0855		2	18
80063	A3019239-3			41	48
80063	A3131805-1			51	8
80063	A3132832-2	5305-01-439-4220		14	6
				15	4
80063	A3132871-2	5340-01-346-4291		2	14
				12	5
				13	16
80063	A3132871-3	5340-01-346-2498		14	19
80063	A3132871-4	5340-01-357-2333		12	17
80063	A3132871-9	5340-01-345-5988		12	32
				13	18
80063	A3140088-5	5305-01-417-2469		16	8
80063	A3140090-10	5305-01-439-4201		41	30
80063	A3142076-2	5895-01-461-4505		1	3
80063	A3142124-1	6625-01-303-3093		51	19
80063	A3142236-1	5935-00-355-4459		41	40
80063	A3148220-1	5995-01-361-5104		52	4
80063	A3148221-1	5995-01-361-5103		52	2
80063	A3167692-2	5330-01-464-2017		11	15
80063	A3167702-3	5935-01-469-9928		41	1
80063	A3167747-1	6130-01-371-2417		51	14

CROSS-REFERENCE INDEXES

CAGEC	PART NUMBER	PART NUMBER INDEX		FIG.	ITEM
			STOCK NUMBER		
80063	A3167770-1		5995-01-371-4035	51	17
80063	A3167771-1			51	9
80063	A3167772-2		5995-01-442-7267	51	18
80063	A3167773-1		5995-01-371-2408	51	22
80063	A3167774-1		5995-01-371-2407	51	27
80063	A3167775-1		5995-01-371-5579	51	23
80063	A3167776-1		5995-01-371-4037	51	26
80063	A3167777-1		5995-01-372-0243	51	28
80063	A3167778-1		5995-01-371-4038	51	29
80063	A3167779-1		5995-01-371-4039	51	24
80063	A3167780-1		5995-01-371-5580	51	16
80063	A3167781-1		5995-01-371-2410	51	30
80063	A3167782-1		5995-01-371-2409	51	15
80063	A3167835-6		9330-01-464-9853	15	1
				16	1
80063	A3167835-8		9330-01-482-7388	7	11
80063	A3167875-2			41	43
80063	A3167931-1		5935-01-431-8679	41	29
80063	A3167957-3		5330-01-430-5004	12	26
80063	A3167990-2		5935-01-431-8667	12	34
				13	17
80063	A3168012-1		3040-01-261-2630	16	3
80063	A3168045-1		5995-01-371-2405	51	21
80063	A3168046-1		5995-01-371-4036	51	20
62012	A3190872-1			51	1
80063	A3190875-1			41	2
80063	A3190875-2			42	2
80063	A3190875-4			41	20
80063	A3190878-1			41	4
80063	A3190879-1			41	14
80063	A3190881-1			41	3
80063	A3190884-3			41	24
80063	A3190884-6			42	13
80063	A3190884-7			41	21
80063	A3190884-8			42	4
80063	A3190885-1			42	3
80063	A3190886-3			41	19
80063	A3190889-1			41	25
80063	A3190897-1			41	11
80063	A3191082-3			2	21
80063	A3191113-1		5340-01-433-5455	16	7
80063	A3210956-1		5998-01-455-9639	5	4
80063	A3214219-1		5305-01-464-0368	7	16
80063	A3244991-1		5310-01-412-9772	12	18
80063	A3245088-1		5935-01-431-8673	42	12
80063	A3245089-1		5935-01-463-7167	42	1
80063	A3249536-1		5340-01-465-4793	13	13
80063	A3249537-1		5340-01-465-4794	12	2
80063	A3249606-4		5340-01-477-6223	12	36
				14	24
80063	A3249739-2		5995-01-494-7962	51	31

CROSS-REFERENCE INDEXES

CAGEC	PART NUMBER	PART NUMBER INDEX		FIG.	ITEM
			STOCK NUMBER		
80063	A3249740-2		5995-01-494-7961	51	32
80063	A3249748-2			41	44
80063	A3249749-3			41	45
80063	A3249750-9			41	35
80063	A3249751-3			42	11
80063	A3249753-1			41	28
80063	A3250044-1		5961-01-466-3789	14	12
80063	A3256539-1		5120-01-492-6137	53	45
80063	A3256539-2		5120-01-492-6138	53	46
80063	A3256539-3		5120-01-492-6139	53	47
80063	A3256597-1			11	10
80063	A3256598-1			11	1
80063	A3256599-1			11	8
80063	A3256604-1			12	7
80063	A3256606-1			12	13
80063	A3256608-1			13	20
80063	A3256609-1		5998-01-456-5449	14	10
80063	A3256612-1		5995-01-464-6017	12	25
80063	A3256618-1		5998-01-456-4410	12	37
80063	A3256621-1		5995-01-464-5991	12	22
80063	A3256624-1			16	2
80063	A3256628-1		5995-01-461-6876	13	12
80063	A3256629-1		5995-01-461-6738	12	38
80063	A3256630-1			15	2
80063	A3256631-1		5340-01-464-2798	14	3
80063	A3256632-1			14	2
80063	A3256633-1		5995-01-464-5977	12	27
80063	A3256634-1		5995-01-464-5983	12	23
80063	A3256634-2		5995-01-470-8487	12	23
80063	A3256635-1		5995-01-464-6021	12	20
80063	A3256636-1		5995-01-464-6004	12	29
80063	A3256669-3		5340-01-456-7985	1	11
80063	A3256686-1		5995-01-464-5999	12	9
80063	A3256687-1			11	5
80063	A3256688-1			11	12
80063	A3256689-1			11	7
80063	A3256690-1			11	9
80063	A3256739-1		5305-01-463-9206	2	3
80063	A3259463-2		5331-01-464-1101	7	25
80063	A3259463-4		5310-01-472-8625	7	12
80063	A3259465-2		5331-01-463-9499	6	3
80063	A3266098-1			7	10
80063	A3266099-1			2	13
80063	A3266104-1		5985-01-456-4416	7	20
80063	A3266120-1		5895-01-455-9642	2	16
80063	A3266121-1			2	23
80063	A3266129-1			3	3
80063	A3266137-1			3	1
80063	A3266145-1			5	3
80063	A3266146-1			2	9
80063	A3266147-1			6	5

CROSS-REFERENCE INDEXES

CAGEC	PART NUMBER	PART NUMBER INDEX		FIG.	ITEM
		PART NUMBER	STOCK NUMBER		
80063	A3266159-1		5895-01-479-3963	2	1
80063	A3266162-5		5331-01-470-6775	9	1
80063	A3266162-6		5331-01-470-6780	6	4
80063	A3266162-7		5331-01-470-6772	10	1
80063	A3266162-8		5331-01-470-6782	2	15
80063	A3266163-1		6160-01-461-9622	2	12
80063	A3266184-1		5995-01-461-9777	2	26
80063	A3266187-1		5340-01-464-8367	4	3
80063	A3266188-1		5310-01-465-0906	6	7
80063	A3266196-1		5305-01-463-9019	6	13
				11	14
				12	8
80063	A3266196-9		5305-01-464-4617	9	4
80063	A3266197-1		5970-01-464-6092	9	3
80063	A3266198-3		5935-01-461-9832	6	12
80063	A3266203-1		5340-01-464-3477	7	7
80063	A3266219-1		5340-01-462-0317	2	7
80063	A3266225-1		5998-01-464-2511	7	2
80063	A3266231-1			7	24
80063	A3266231-2			9	2
80063	A3266231-5			5	2
				7	23
80063	A3266231-6			10	2
80063	A3266231-7			10	3
80063	A3266232-1		5995-01-461-8616	7	9
80063	A3266232-3		5330-01-482-3077	7	8
80063	A3266233-1			5	5
80063	A3266293-1		5935-01-464-6212	12	12
				41	32
80063	A3266293-2		5935-01-464-9471	12	10
80063	A3266335-1		5995-01-461-7150	6	2
80063	A3266356-1		5340-01-464-2857	2	4
80063	A3266374-1		5995-01-461-7148	13	11
80063	A3266378-1		5995-01-461-7545	13	19
80063	A3266382-1		5310-01-465-1159	7	4
80063	A3266447-2		5310-01-464-7089	7	14
80063	A3266447-3		5310-01-464-7088	7	17
80063	A3271256-1		5305-01-464-4908	2	2
80063	A3271259-1		5999-01-463-7195	5	6
80063	A3271382-1		5895-01-473-6804	2	17
80063	A3272509-1		5355-01-461-8648	7	15
80063	A3272515-1		5998-01-455-9641	3	2
80063	A3272536-1		5998-01-455-9640	7	3
80063	A3272549-1		5995-01-464-6008	14	9
0GVJ8	A3272554-2		6140-01-492-5650	1	17
80063	A3272557-2		5935-01-463-8290	1	18
80063	A3272569-1		5995-01-461-7547	2	10
80063	A3272572-1		5998-01-455-1788	3	5
80063	A3272575-1		5998-01-464-5445	3	5
80063	A3272592-2		5995-01-459-8517	51	33
80063	A3272596-1		5930-01-459-6624	52	12

CROSS-REFERENCE INDEXES

CAGEC	PART NUMBER	PART NUMBER INDEX		FIG.	ITEM
			STOCK NUMBER		
80063	A3272597-1		5998-01-459-6621	52	13
80063	A3272613-1		5995-01-459-6623	51	34
80063	A3272614-1		5998-01-456-0852	4	1
80063	A3272624-1		5998-01-456-6398	13	10
80063	A3272628-1		5998-01-455-9638	6	14
80063	A3272642-1			42	10
80063	A3272649-1		5998-01-470-3965	14	10
80063	A3272653-1			41	31
80063	A3272654-1			41	34
80063	A3272666-1		5998-01-456-0851	3	4
80063	A3272669-1			2	22
80063	A3272721-1		5995-01-461-7541	7	26
80063	A3272728-1		5998-01-455-9650	5	7
80063	A3272731-1		5998-01-456-4417	12	24
80063	A3274735-1		5340-01-461-4741	1	19
1H2P2	A3276367-1		5340-01-463-9002	1	20
80063	A3276933-1		5975-01-467-4678	1	21
80063	BA-5590B/U		6135-01-438-9450	1	4
				2	11
03683	B25 RIGHT		5120-01-458-8206	53	30
80063	B4042203-2			52	1
80058	C-12493/U		5895-01-432-8370	1	14
81349	F02A250V4A		5920-00-557-2647	52	10
81348	GGG-T-558/1		5140-00-315-2747	53	1
80058	H-250A/U		5965-00-043-3463	1	2
				51	3
81343	MA3330-100		5325-01-199-6350	53	12
81343	MA3330-102		5325-01-199-6349	53	13
81343	MA3330-104		5325-01-201-0429	53	15
81343	MA3330-105		5325-01-216-7444	53	17
81343	MA3330-152		5325-01-180-6844	53	14
81343	MA3330-154		5325-01-173-5655	53	16
81343	MA3330-209		5325-01-201-0831	53	18
52335	MDC1027M-S		5340-01-464-1755	12	33
80058	MK-2312/VRC		5895-01-216-9552	1	10
80205	MS15795-803B		5310-00-194-3647	2	5
96906	MS16556-617		5315-00-805-7287	8	1
96906	MS21209-C0810		5325-00-631-7891	8	2
81343	MS25036-101		5940-00-813-0698	13	2
96906	MS25237-8918		6240-01-093-7323	14	8
96906	MS3367-4-9		5975-00-727-5153	13	4
				41	6
				42	6
96906	MS3420-10A			41	18
96906	MS3420-6A			41	5
81349	MS3420-8A		5365-00-598-5394	42	5
96906	MS3476W10-6P		5935-01-076-9450	41	23
96906	MS35333-155		5310-01-145-3154	6	11
96906	MS35333-70		5310-00-550-3715	41	46
96906	MS35338-135B		5310-00-224-0746	41	38
96906	MS35338-139		5310-00-933-8121	14	11

CROSS-REFERENCE INDEXES


CAGEC	PART NUMBER	PART NUMBER INDEX		FIG.	ITEM
			STOCK NUMBER		
96906	MS51957-14B		5305-00-459-4687	41	39
96906	MS51957-16B		5305-00-465-6745	41	42
96906	MS51957-43		5305-00-054-6668	7	19
96906	MS51957-44B		5305-00-433-3741	41	33
80058	MT-6352/VRC		5975-01-188-8873	1	12
81349	M12133/3-266		5310-01-426-7543	16	6
81349	M39019/01-254		5925-01-047-1458	14	16
81349	M55339/16-00914		5935-01-037-3476	52	9
81349	M55339/17-00274		5935-00-926-7523	52	8
81349	M55339/20-00201		5935-00-259-0205	52	5
80205	NAS1149CN416B		5310-01-440-3574	12	4
				14	20
80205	NAS1149CN542R		5310-01-352-9590	41	41
80205	NAS1189E04P5		5305-00-147-8050	7	13
80205	NAS1189E04P5B		5305-01-034-6624	11	11
				12	14
				14	4
80205	NAS1189E06P5B		5305-01-064-4046	7	6
80205	NAS1352-04-5P		5305-01-020-9560	7	22
80205	NAS1352C08LB8		5305-01-126-4708	11	4
80205	NAS1523AA06B		5330-00-009-7725	40	1
80205	NAS1635-02LR3		5305-01-463-4447	6	1
				7	1
80205	NAS1635-02LR4		5305-01-379-5930	5	1
80205	NAS1635-04LR16		5305-01-464-0503	12	21
80205	NAS1635-04LR20		5305-01-464-4458	14	13
80205	NAS1635-04LR3		5305-01-186-4535	4	2
				5	8
80205	NAS1635-04LR4		5305-01-185-6872	3	6
80205	NAS1635-04LR4P		5305-01-331-6050	11	6
				12	3
				13	9
				14	14
80205	NAS1635-04LR5		5305-01-204-3017	2	25
				13	14
80205	NAS1635-04LR5P		5305-01-463-4307	2	6
80205	NAS1635-04LR6P		5305-01-373-8817	2	19
80205	NAS1635-08LR6P		5305-01-463-4490	6	10
80205	NAS620C4		5310-00-057-0573	2	24
				3	7
				41	37
80058	ON-373B/GRC		5895-01-459-8523	50	1
55719	OXIM5.5		5120-01-051-3506	53	41
55719	PG-480-3		5120-01-357-2327	53	34
80058	RT-1523E(C)/U		5820-01-444-1219	1	1
55719	SFM13			53	26
55719	SF161		5120-01-335-0906	53	27
55719	STMM5.5		5120-01-348-7271	53	25
90947	S100I		5120-00-720-1975	53	29
55719	TD-50		5120-00-289-0534	53	35
55719	TD4		5120-01-109-4788	53	36

SECTION IV

TM11-5820-890-30P-3

CROSS-REFERENCE INDEXES

CAGEC	PART NUMBER	PART NUMBER INDEX		FIG.	ITEM
			STOCK NUMBER		
30106	TL-28		5120-00-935-7473	53	28
55719	TMP12A		5120-01-367-3497	53	44
55719	TM1		5120-00-227-8095	53	43
80063	TM11-5820-890-30			51	10
	-6				
80063	TM11-5820-890-30			51	11
	P-1				
80063	TM11-5820-890-30			51	12
	P-2				
80063	TM11-5820-890-30			51	13
	P-3				
55719	TS341		5120-01-258-7503	53	23
55719	TS361		5120-01-335-0852	53	24
98230	ON628780-1		5998-01-456-2389	4	4
71468	030-2409-001		5999-01-069-7758	41	47
01556	1227-02		5120-00-138-6803	53	21
01556	1227-06		5120-00-245-9539	53	20
01556	1227-6			53	19
20999	2211 SMALL		5920-01-292-7060	51	5
75037	2213		4240-01-165-8865	51	6
09922	28JR485-1		5935-01-386-0360	7	18
01556	4238-2.2			53	2
01556	4238-3		5120-01-118-6267	53	11
01556	4238-4		5120-01-119-2586	53	10
01556	4238-5			53	9
01556	4238-8		5120-01-114-0946	53	8
01556	5081-2.2		5136-01-490-6450	53	31
01556	5081-3		5136-01-357-6177	53	39
01556	5081-4		5136-01-357-6178	53	38
01556	5081-5		5136-01-357-8584	53	37
01556	5081-8		5136-01-357-8585	53	32
51190	7005-8340-600		6625-01-375-6344	52	7
72962	73 E20057-M3		5310-01-378-3033	40	2
019L2	73 E20057-M4		5310-01-430-9243	16	4
01556	7751-2.2		5136-01-357-6176	53	3
01556	7751-3		5120-01-118-6280	53	4
01556	7751-4		5120-01-118-6281	53	5
01556	7751-5		5120-01-119-2593	53	6
01556	7751-8			53	7
72825	9766-285-07-01		5999-01-388-9075	13	21



SOMETHING WRONG WITH THIS PUBLICATION

THEN ... JOT DOWN THE INFO ABOUT IT ON THIS FORM. CAREFULLY TEAR IT OUT. FOLD IT AND DROP IT IN THE MAIL.

FROM: (PRINT YOUR UNIT'S COMPLETE ADDRESS)
 Commander
 Stateside Army Depot
 ATTN: AMSTA-US
 Stateside, N.J. 07703-5007

DATE SENT
 10 July 1975

PUBLICATION NUMBER TM 11-5840-340-20P	PUBLICATION DATE 23 Jan 74	PUBLICATION TITLE Radar Set AN/PRC-76
---	--------------------------------------	---

BE EXACT PIN-POINT WHERE IT IS				IN THIS SPACE TELL WHAT IS WRONG AND WHAT SHOULD BE DONE ABOUT IT:
PAGE NO	PARA GRAPH	FIGURE NO	TABLE NO	
2-25	2-28			Recommend that the installation antenna alignment procedure be changed throughout to specify a 20 IFF antenna lag rather than 10. REASON: Experience has shown that with only a 10 lag, the antenna servo system is too sensitive to wind gusting in excess of 25 knots, and has a tendency to rapidly accelerate and decelerate as it hunts, causing strain to the drive train. Hunting is minimized by adjusting the lag to 20 without degradation of operation.
3-10	3-3		3-1	Item 5, Functional column. Change "2 dB" to "3 dB". REASON: The adjustment procedure for the TRANS POWER FAULT indicator calls for a 3 dB (500 watts) adjustment to light the TRANS POWER FAULT indicator.
5-6	5-8			Add new step f.1 to read, "Replace cover plate removed in step f.1, above." REASON: To replace the cover plate.
		FO-3		Zone C 3. On J1-2, change "+24 VDC" to "+5 VDC". REASON: This is the output line of the 5 VDC power supply. +24 VDC is the input voltage.

TEAR ALONG DOTTED LINE

PRINTED NAME, GRADE OR TITLE AND TELEPHONE NUMBER SSG I. M. DeSpirito 999-1776	SIGN HERE
--	---------------

FILL IN YOUR
UNIT'S ADDRESS

FOLD BACK

DEPARTMENT OF THE ARMY

OFFICIAL BUSINESS


PLEASE
AFFIX
STAMP
POSTAGE
REQUIRED

SAMPLE

Commander
U.S. Army Communications-Electronics Command
and Fort Monmouth
ATTN: AMSEL-LC-LEO-D-CS-CFO
Fort Monmouth, New Jersey 07703-5006

TEAR ALONG DOTTED LINE

SOMETHING WRONG WITH THIS PUBLICATION



THEN ... JOT DOWN THE INFO ABOUT IT ON THIS FORM. CAREFULLY TEAR IT OUT. FOLD IT AND DROP IT IN THE MAIL.

FROM: (PRINT YOUR UNIT'S COMPLETE ADDRESS)

DATE SENT

PUBLICATION NUMBER

PUBLICATION DATE

PUBLICATION TITLE

BE EXACT PIN-POINT WHERE IT IS

IN THIS SPACE TELL WHAT IS WRONG AND WHAT SHOULD BE DONE ABOUT IT:

PAGE NO

PARA GRAPH

FIGURE NO

TABLE NO

TEAR ALONG DOTTED LINE

PRINTED NAME, GRADE OR TITLE AND TELEPHONE NUMBER

SIGN HERE

FILL IN YOUR
UNIT'S ADDRESS

FOLD BACK

DEPARTMENT OF THE ARMY



OFFICIAL BUSINESS

PLEASE
AFFIX
STAMP
POSTAGE
REQUIRED

TEAR ALONG DOTTED LINE

Commander
U.S. Army Communications-Electronics Command
and Fort Monmouth
ATTN: AMSEL-LC-LEO-D-CS-CFO
Fort Monmouth, New Jersey 07703-5006

SOMETHING WRONG WITH THIS PUBLICATION



THEN ... JOT DOWN THE INFO ABOUT IT ON THIS FORM. CAREFULLY TEAR IT OUT. FOLD IT AND DROP IT IN THE MAIL.

FROM: (PRINT YOUR UNIT'S COMPLETE ADDRESS)

DATE SENT

PUBLICATION NUMBER

PUBLICATION DATE

PUBLICATION TITLE

BE EXACT PIN-POINT WHERE IT IS

IN THIS SPACE TELL WHAT IS WRONG AND WHAT SHOULD BE DONE ABOUT IT:

PAGE NO

PARA GRAPH

FIGURE NO

TABLE NO

TEAR ALONG DOTTED LINE

PRINTED NAME, GRADE OR TITLE AND TELEPHONE NUMBER

SIGN HERE

FILL IN YOUR
UNIT'S ADDRESS

FOLD BACK

DEPARTMENT OF THE ARMY

OFFICIAL BUSINESS

PLEASE
AFFIX
STAMP
POSTAGE
REQUIRED

TEAR ALONG DOTTED LINE

Commander
U.S. Army Communications-Electronics Command
and Fort Monmouth
ATTN: AMSEL-LC-LEO-D-CS-CFO
Fort Monmouth, New Jersey 07703-5006

SOMETHING WRONG WITH THIS PUBLICATION



THEN ... JOT DOWN THE INFO ABOUT IT ON THIS FORM. CAREFULLY TEAR IT OUT. FOLD IT AND DROP IT IN THE MAIL.

FROM: (PRINT YOUR UNIT'S COMPLETE ADDRESS)

DATE SENT

PUBLICATION NUMBER

PUBLICATION DATE

PUBLICATION TITLE

BE EXACT PIN-POINT WHERE IT IS

IN THIS SPACE TELL WHAT IS WRONG AND WHAT SHOULD BE DONE ABOUT IT:

PAGE NO

PARA GRAPH

FIGURE NO

TABLE NO

TEAR ALONG DOTTED LINE

PRINTED NAME, GRADE OR TITLE AND TELEPHONE NUMBER

SIGN HERE

FILL IN YOUR
UNIT'S ADDRESS

FOLD BACK

DEPARTMENT OF THE ARMY



OFFICIAL BUSINESS


PLEASE
AFFIX
STAMP
POSTAGE
REQUIRED

TEAR ALONG DOTTED LINE

Commander
U.S. Army Communications-Electronics Command
and Fort Monmouth
ATTN: AMSEL-LC-LEO-D-CS-CFO
Fort Monmouth, New Jersey 07703-5006

By Order of the Secretary of the Army:

Official:


JOEL B. HUDSON
*Administrative Assistant to the
Secretary of the Army*
0219703

ERIC K. SHINSEKI
*General, United States Army
Chief of Staff*

DISTRIBUTION:

To be distributed in accordance with the initial distribution number (IDN) 362154 requirements for TM 11-5820-890-30P-3.

PIN: 067490-000