

**TECHNICAL MANUAL**

**ORGANIZATIONAL AND DIRECT SUPPORT  
MAINTENANCE REPAIR PARTS AND SPECIAL TOOLS LIST  
FOR**

**RADIO SET AN/PRC-25  
(NSN 5820-00-857-0759)**

Distribution authorized of Defense and DOD Contractors only for official use or for administration or operational purposes. This determination was made on 28 July 1988. Other requests for this document will be referred to Commander, US Army Communications-Electronics Command and Fort Monmouth, ATTN: AMSEL-LC-ME-P, Fort Monmouth, NJ 07703-5000.

DESTRUCTION NOTICE-Destroy by any method will prevent disclosure of contents or reconstruction of the document.

---

**HEADQUARTERS, DEPARTMENT OF THE ARMY  
1 NOVEMBER 1988**



Technical Manual  
No. 11-5820-398-20P

HEADQUARTERS  
DEPARTMENT OF THE ARMY  
Washington, DC, 1 November 1988

ORGANIZATIONAL MAINTENANCE  
REPAIR PARTS AND SPECIAL TOOLS LIST

FOR

RADIO SET AN/PRC-25  
(NSN 5820-00-857-0759)

Current as of 1 August 1988

REPORTING ERRORS AND RECOMMENDING IMPROVEMENTS

You can help improve this manual. If you find any mistakes or if you know of a way to improve the procedures, please let us know. Mail your letter, DA Form 2028 (Recommended Changes to Publications and Blank Forms), or DA Form 2028-2 located in back of this manual direct to: Commander, US Army Communications-Electronics Command and Fort Monmouth, ATTN: AMSEL-LC-ME-PS, Fort Monmouth, New Jersey 07703-5000. In either case, a reply will be furnished direct to you.

Table of Contents

		Page	Illus/ Figure
Section	I.	Introduction . . . . .	1
	II.	Repair Parts List . . . . .	1-1
Group	00	Radio Set AN/PRC-25 . . . . .	1-1 1
	01	Antenna AT-271A/PRC . . . . .	2-1 2
	05	Receiver-Transmitter RT-505/PRC-25.. . . .	3-1 3
		0501 Battery Box Assembly	
		CY-2562/PRC-25 . . . . .	4-1 4
		0502 Front Panel Assembly A30 . . . . .	5-1 5
Section	III.	Special Tools List (Not applicable)	
	IV.	Cross-Reference Indexes	
		National Stock Number Index . . . . .	1-1
		Part Number Index . . . . .	I-2
		Figure and Item Number Index . . . . .	I-3

\*This manual supersedes TM 11-5820-398-20P, 11 September 1978.



SECTION I  
INTRODUCTION

---

1. Scope

This manual lists and authorizes spares and repair parts; special tools; special test, measurement, and diagnostic equipment (TMDE); and other special support equipment required for performance of organizational maintenance of the AN/PRC-25. It authorizes the requisitioning, issue, and disposition of spares, repair parts and special tools as indicated by the source, maintenance and recoverability (SMR) codes. No parts authorized at organizational maintenance level.

2. General

This Repair Parts and Special Tools List is divided into the following sections:

a. Section II. Repair Parts List. A list of spares and repair parts authorized by this RPSTL for use in the performance of maintenance. The list also includes parts which must be removed for replacement of the authorized parts. Parts list are composed of functional groups in ascending item number sequence. Figure numbers are listed directly beneath the group header.

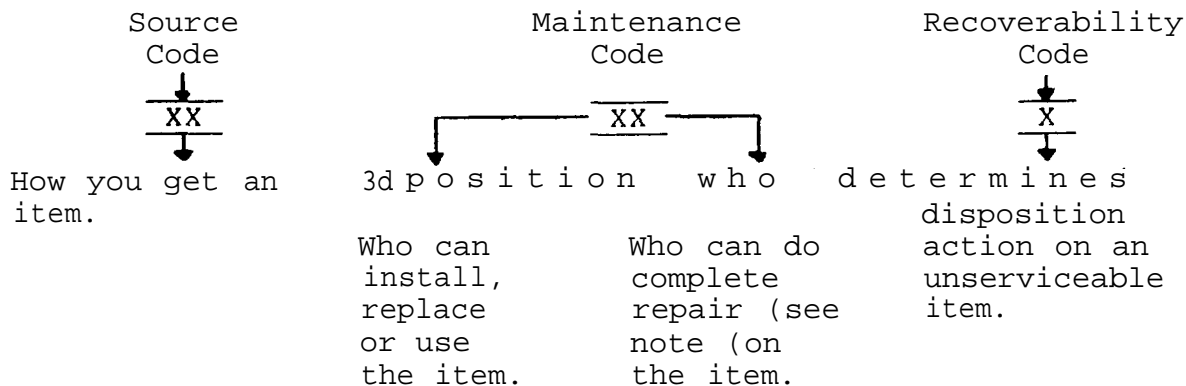
b. Section III. Special Tools List. Not applicable.

c. Section IV. Cross-Reference Indexes. A list, in National item identification number (NIIN) sequence, of all National stock numbered items appearing in the listing, followed by a list in alphameric sequence of all part numbers appearing in the listings. National stock numbers and part numbers are cross-referenced to each illustration figure and item number appearance. The figure number and item number index lists figure and item numbers in numeric sequence and cross-references National stock number, Federal Supply Code for Manufacturer and part numbers.

3. Explanation of Columns (Section II and III)

a. Item No. (Column (1)). Indicates the number used to identify items called out in the illustration.

b. SMR Code (Column (2)). The source, maintenance, and recoverability (SMR) code is a five-position code containing supply/requisitioning information, maintenance category authorization criteria, and disposition instruction, as shown in the following breakout:



NOTE

Complete repair: Maintenance capacity, capability, and authority to perform all corrective maintenance tasks of the "repair" function in a use/user environment in order to restore serviceability to a failed item.

(1) Source code. The source code tells you how to get an item needed for maintenance, repair, or overhaul of an end item/equipm-nt. Explanations of source codes follows:

Code

Explanation

PA  
PB  
PC  
PD  
PE  
PF  
PG

Stocked items: use the applicable NSN to request/requisition items with these source codes. They are authorized to the category indicated by the code entered in the third position of the SMR code.

NOTE

Items coded PC are subject to deterioration.

KD  
KF  
KB

Items with these codes are not to be requested/req\lisioned individually. They are part of a kit which is authorized to the maintenance category indicated in the third position of the SMR code. The complete kit must be requested and applied.

Code	Explanation
MO - Made at org/AVUM category	Items with these codes are not to be requested/requisitioned individually. They must be made from bulk material which is identified by the part number in the description and usable on code (UOC) column and listed in the Bulk Material group of the repair parts list. If the item is authorized to you by the third position code of the SMR code, but the source code indicates it is made at a higher category, order the item from the higher category of maintenance.
MF - Made at DS/AVIM category	
MH - Made at GS category	
ML - Made at Specialized Repair Activity (SRA)	
MD - Made at Depot	
AO - Assembled by org/AVUM category	Items with these codes are not to be requested/requisitioned individually. The parts that make up the assembled item must be requisitioned or fabricated and assembled at the category of maintenance indicated by the source code. If the third position code of the SMR code authorizes you to replace the item, but the source code indicates the item is assembled at a higher category, order the item from the higher category of maintenance.
AF - Assembled by DS/AVIM category	
AH - Assembled by GS category	
AL - Assembled by SRA	
AD - Assembled by Depot	
Code	Explanation
XA - Do not requisition an "XA" coded item. Order its next higher assembly.	
XB - If an "XB" item is not available from salvage, order it using the FCSM and part number given.	
xc - Installation drawing, diagram, instruction sheet, field service drawing, that is identified by manufacturer's part number .	
XD - Item is not stocked. Order an "XD" coded item through normal supply channels using the FSCM and part number given, if not available.	

Cannibalization or controlled exchange, when authorized, may be used as a source of supply for items with the above source codes, except for those source coded "XA" or those aircraft support items restricted by requirements of AR 750-1.

(2) Maintenance code. Maintenance codes tell you the category of maintenance authorized to USE and REPAIR support items. The maintenance codes are entered in the third and fourth positions of the SMR code as follows:

(a) The maintenance code entered in the third position tells you the lowest maintenance category authorized to remove, replace, and use an item. The maintenance code entered in the third position will indicate authorization to one of the following categories of maintenance.

<u>Code</u>	<u>Application/Explanation</u>
C -	Crew or operator maintenance done within organizational or aviation maintenance.
O -	Organizational or aviation unit category can remove, replace, and use the item.
F -	Direct support or aviation intermediate category can remove, replace, and use the item.
H -	General support category can remove, replace, and use the item.
L -	Specialized repair activity can remove, replace, and use the item.
D -	Depot category can remove, replace, and use the item.

(p) The maintenance code entered in the fourth position tells whether or not the item is to be repaired and identifies the lowest maintenance category with the capability to do complete repair (i.e., perform all authorized repair functions). this position will contain one of the following maintenance codes.

NOTE

Some limited repair may be done on the item at a lower category of maintenance, if authorized by the Maintenance Allocation Chart (MAC) and SMR codes.

<u>Code</u>	<u>Application/Explanation</u>
O -	Organizational or aviation unit is the lowest category that can do complete repair of the item.
F -	Direct support or aviation intermediate is the lowest category that can do complete repair of the item.
H -	General support is the lowest category that can do complete repair of the item.
L -	Specialized repair activity (designate the specialized repair activity) is the lowest category that can do complete repair of the item.
D -	Depot is the lowest category that can do complete repair of the item.



<u>Code</u>	<u>Application/Explanation</u>
Z -	Nonreparable. No repair is authorized.
B -	No repair is authorized. (No parts or special tools are authorized for the maintenance of a "B" coded item.) However, the item may be reconditioned by adjusting, lubricating, etc., at the user category.

(3) Recoverability code. Recoverability codes are assigned to items to indicate the disposition action on unserviceable items. The recoverability code is entered in the fifth position of the SMR Code as follows:

<u>Recoverability codes</u>	<u>Application/Explanation</u>
Z -	Nonreparable item. When unserviceable, condemn and dispose of the item at the category of maintenance shown in the third position of SMR code.
0 -	Reparable item. When uneconomically repairable, condemn and dispose of the item at organizational or aviation unit category.
F -	Reparable item. When uneconomically repairable, condemn and dispose of the item at direct support or aviation intermediate category.
H -	Reparable item. When uneconomically repairable, condemn and dispose of the item at general support category.
D -	Reparable item. When beyond lower category repair capability, return to depot. Condemnation and disposal of item not authorized below depot category.
L -	Reparable item. Condemnation and disposal not authorized below specialized repair activity (SRA).
A -	Item requires special handling or condemnation procedures because of specific reasons (e.g., precious metal content, high dollar value, critical material, or hazardous material) . Refer appropriate manuals/directives for specific instructions.

c. FSCM (Column (3)). The Federal Supply Code for Manufacturer (FSCM) is a 5-digit numeric code which is used to identify the manufacturer, distributor, or Government agency, etc., that supplies the item.

d. Part Number (Column (4)). Indicates the primary number used by The manufacturer (individual, company, firm, corporation, or Government activity) , which controls the design and characteristics of the item by means of its engineering drawings, specifications, standards, and inspection requirements to identify an item or range of items.

NOTE

When you use an NSN to requisition an item, the item you receive may have a different part number from the part ordered.

e. Description and Usable on Code (UOC) (Column (5)). This column includes the following information.

(1) The Federal item name and, when required, a minimum description to identify the item.

(2) The statement "END OF FIGURE" appears just below the last item description in Column (5) for a given figure in both section II and section III

f. Qty (Column (6)). Indicates the quantity of the item used in the breakout shown on the illustration figure, which is prepared for a functional group, subfunctional group, or an assembly. A "V" appearing in this column in lieu of a quantity indicates that the quantity is variable and the quantity may vary from application to application.

4. Explanation of Columns (Section IV)

National Stock Number (NSN) Index.

(1) Stock number column. This column lists the NSN by National item identification number (NIIN) sequence. The NIIN consists of the last nine digits of the NSN. When using this column to locate an item, ignore the first four digits of the NSN. When requisitioning items use the complete NSN (13 digits) .

(2) Fig. column. This column lists the number of the figure where the item is identified/located. The illustrations are in numerical sequence in sections II and III.

(3) Item column. The item number identifies the item associated with the figure listed in the adjacent Fig. column. This item is also identified by the NSN listed on the same line.

b. Part Number Index. Part numbers in this index are listed by part-number in ascending alphameric sequence.

(1) FSCM column. This column lists the Federal supply code for manufacturer .

(2) Part number column. This column indicates the part number assigned to the item.

(3) Stock number column. This column lists the National stock number for the associated part number and manufacturer identified in the part number and FSCM columns to the left.

(4) Fig. column. This column lists the number of the figure where the item is identified/located in sections II and III.

(5) Item column. The item number is that number assigned to the item as it appears in the figure referenced in the adjacent figure number column.

c. Figure and Item Number Index.

(1) Fig. column. This column lists the number of the figure where the item is identified/located in sections II and III.

(2) Item column. The item number is that number assigned to the item as it appears in the figure referenced in the adjacent figure number column.

(3) Stock number column. This column lists the National stock number for the item.

(4) FSCM column. The Federal supply code for manufacturer (FSCM) is a 5-digit numeric code used to identify the manufacturer, distributor, or Government agency, etc., that supplies the item.

(5) Part number column. Indicates the primary number used by the manufacturer (individual, firm, corporation, or Government activity), which controls the design and characteristics of the item by means of its engineering drawings, specifications, standards, and inspection requirements to identify an item or range of item.

5. Special Information

a. Associated Publications. The publications listed below pertain to the AN/PRC-25 and its components:

TM 11-5820-398-12, Radio Set AN/PRC-25 (including Receiver-Transmitter, Radio, RT-505/PRC-25)

TM 11-5965-257-15, Handset H-138/U

TM 11-5965-280-12, Radio Set H-189/GR

b. Illustration - Listing. The illustrations in this RPSTL are identical to those published in TM 11-5820-398-34P. Only those parts coded "C" or "O" in the third position of the SMR code are listed in the tabular listing; therefore, there may be a break in the item number sequence, figure number and page number. Only illustrations containing organizational or aviation unit authorized items appear in this RPSTL.

c. National Stock Number. National stock numbers (NSN'S) that are 'missing from P source coded items have been applied for and will be added to this TM by future change/revision when they are entered in the Army Master Data File (AMDF). Until the NSN'S are established and published, submit exception requisitions to: Commander, US Army Communications-Electronics Command and Fort Monmouth, ATTN: AMSEL-MM, Fort Monmouth, NJ 07703-5000 for the part to support your equipment.

6. How to Locate Repair Parts

a. When National stock number or part number is not known.

(1) First. Using the table of contents, determine the assembly group or subassembly group to which the item belongs. This is necessary since figures are prepared for assembly groups and subassembly groups, and listings are divided into the same groups.

- (2) Second. Find the figure covering the assembly group or subassembly group to which the item belongs.
- (3) Third. Identify the item on the figure and note the item number.
- (4) Fourth. Refer to the Repair Parts List for the figure to find the part number for the item number noted on the figure.
- (5) Fifth. Refer to the Part Number Index to find the NSN, if assigned.

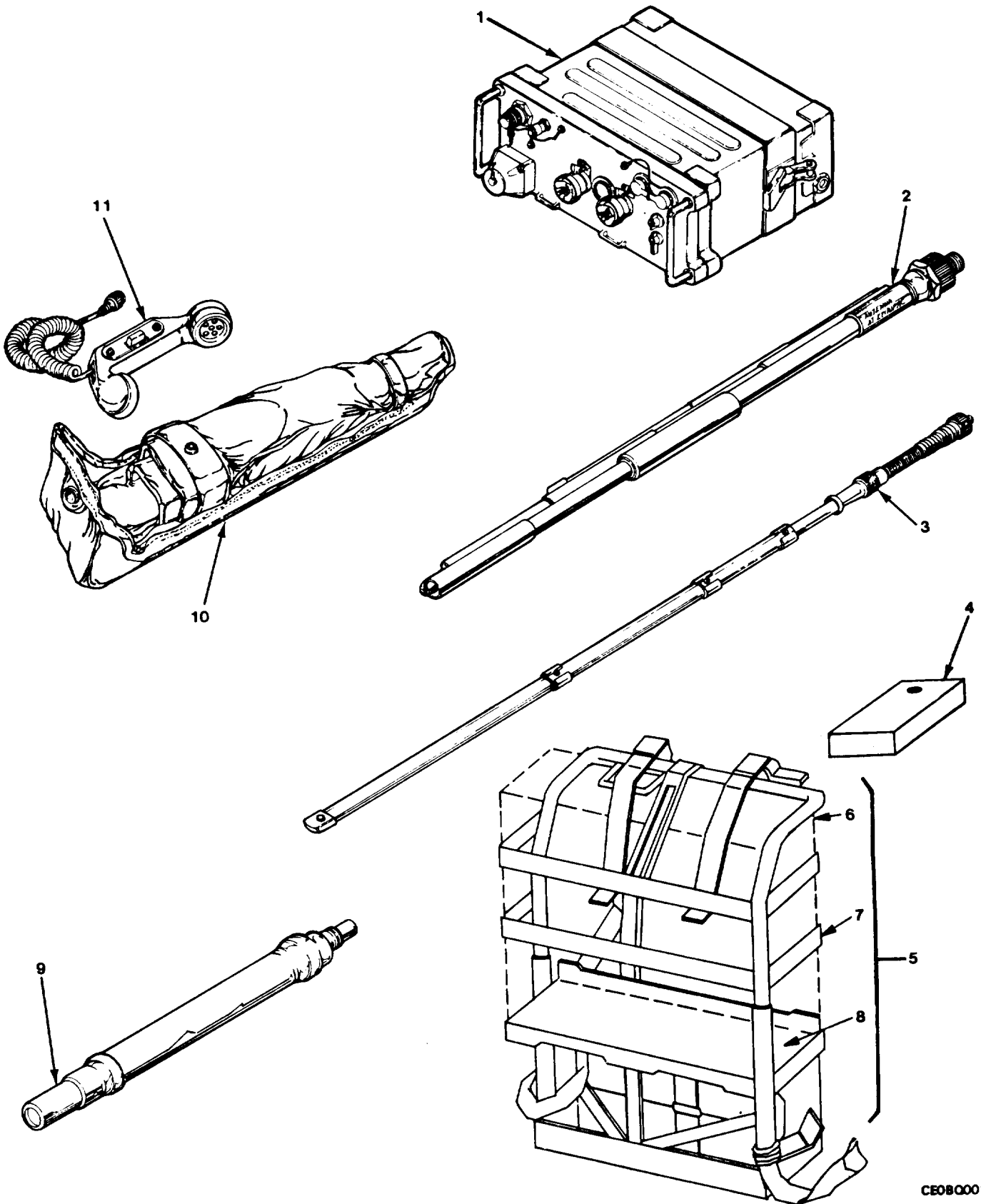
b. When National stock number or part number is known.

- (1) First. Using the index of National stock numbers and part numbers, find the pertinent National stock number or part number. The NSN index is in National item identification number (NIIN) sequence (para 4a(1)). The part numbers in the part number index are listed in ascending alphameric sequence (para 4b). Both indexes cross-reference you to the illustration figure and item number of the item you are looking for.
- (2) Second. After finding the figure and item number, verify that the item is the one you're looking for, then locate the item number in the repair parts list for the figure.

## 7. Abbreviations

Not applicable.



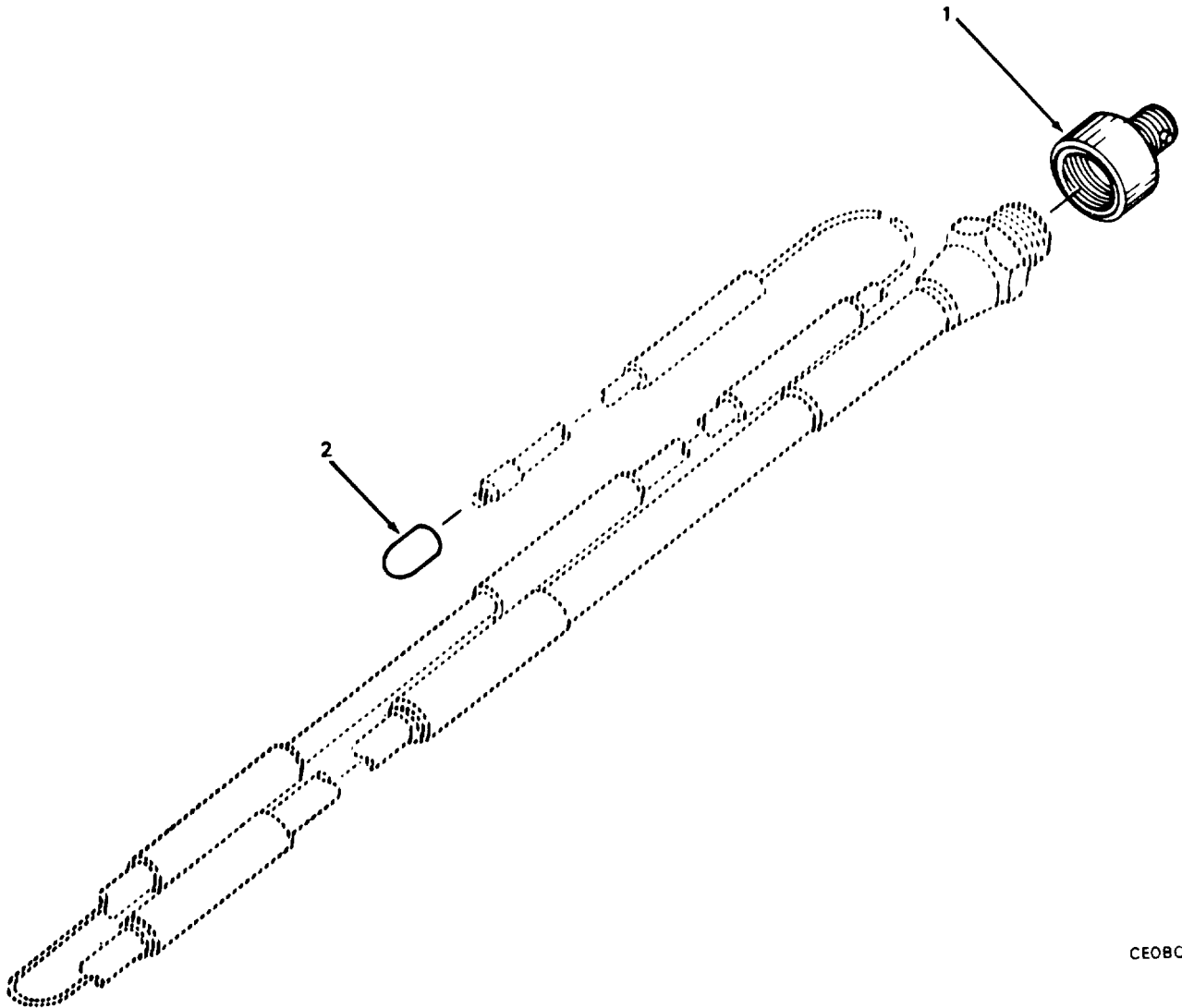


CE080001

Figure 1. Radio Set AN/PRC-25

(1) ITEM NO	(2) SMR CODE	(3) FSCM	(4) PART NUMBER	(5) DESCRIPTION AND USABLE ON CODE (UOC)	(6) QTY
GROUP 00 RADIO SET AN/PRC-25					
FIGURE 1					
1	PAODD	80058	RT-505/PRC-25	RECEIVER-TRANSMITTE (SEE FIGURE 3 FOR BREAKDOWN)	1
2	PAOZZ	80058	AT-271A/PRC	ANTENNA (SEE FIGURE 2 FOR BREAKDOWN)	1
3	PAOZZ	80058	AT-892/PRC-25	ANTENNA	1
4	PCOZA	80058	BA4386PRC25	BATTERY, DRY	1
4	PCOZA	80058	BA-5598/U	BATTERY, NONRECHARG (FOR ARCTIC USE)	1
5	PAOZZ	80058	ST-138/PRC-25	HARNES, ELECTRICAL	1
6	PAOOO	81349	MIL-S-43835	FRAME, FIELD PACK	1
7	XBOZZ	81349	MIL-S-43828	STRAP, WEBBING	1
8	XBOZZ	81349	MIL-F-43834	SHELF, CARGO, SUPPORT	1
9	PAOZZ	80058	AB-591/PRC-25	SUPPORT, ANTENNA	1
10	PAOZZ	80058	CW-503/PRC-25	BAG, ACCESSORY	1
11	PAOZZ	80063	SM-C-544246	MICROPHONE ELEMENT	1

END OF FIGURE



CE08Q002

Figure 2. Antenna AT-271A/PRC



SECTION II

TM11-5820-398-20P

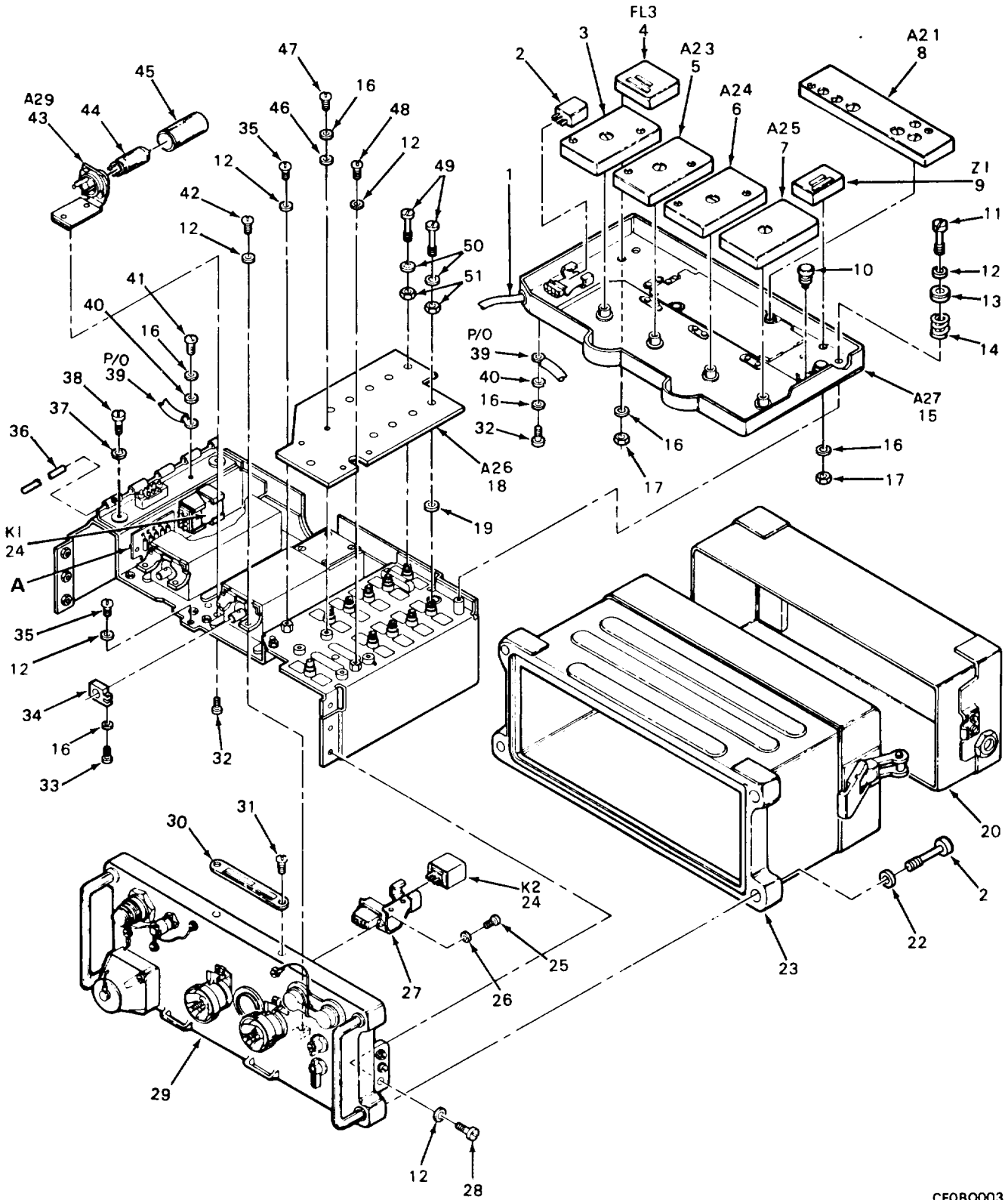
(1) ITEM NO	(2) SMR CODE	(3) FSCM	(4) PART NUMBER	(5) DESCRIPTION AND USABLE ON CODE (UOC)	(6) QTY
-------------------	--------------------	-------------	-----------------------	---	------------

GROUP 01 ANTENNA AT-271A/PRC

FIGURE 2

1	PAOZZ	80063	SM-B-182386	ADAPTER, ANTENNA TO	1
2	PAOZZ	80063	SM-B-91329	CAP	1

END OF FIGURE



CE0BQ003

Figure 3. Receiver-Transmitter RT-505/PRC-25

(1) ITEM NO	(2) SMR CODE	(3) FSCM	(4) PART NUMBER	(5) DESCRIPTION AND USABLE ON CODE (UOC)	(6) QTY
GROUP 05 RECEIVER-TRANSMITTER RT-505/PRC-25					
FIGURE 3					
20	PAOZZ	80063	SMD447322	BATTERY BOX (SEE FIGURE 4 FOR BREAKDOWN)	1
23	PAOHH	80063	SM-D-447351	CASE,RECEIVER-TRANS	1
END OF FIGURE					

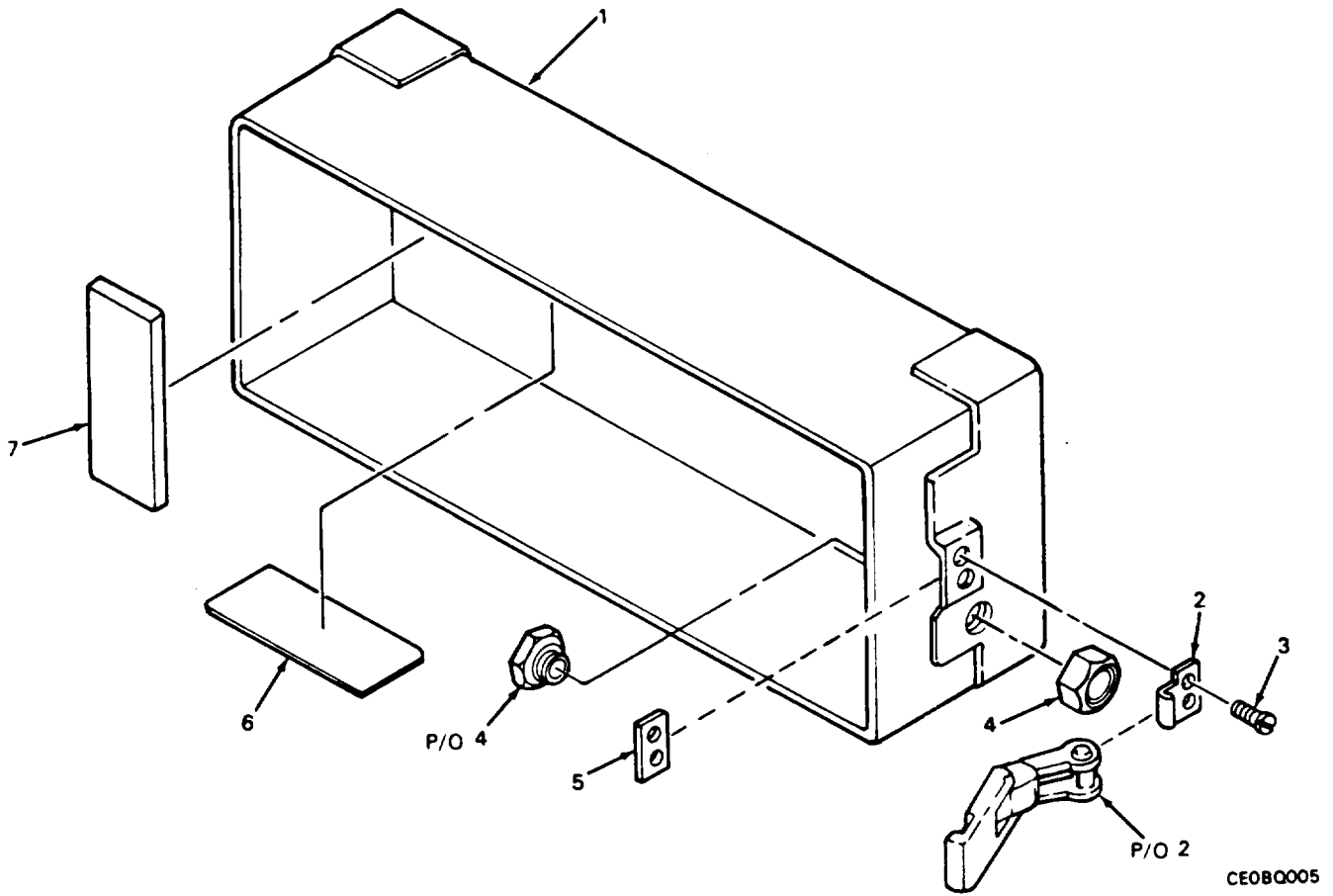


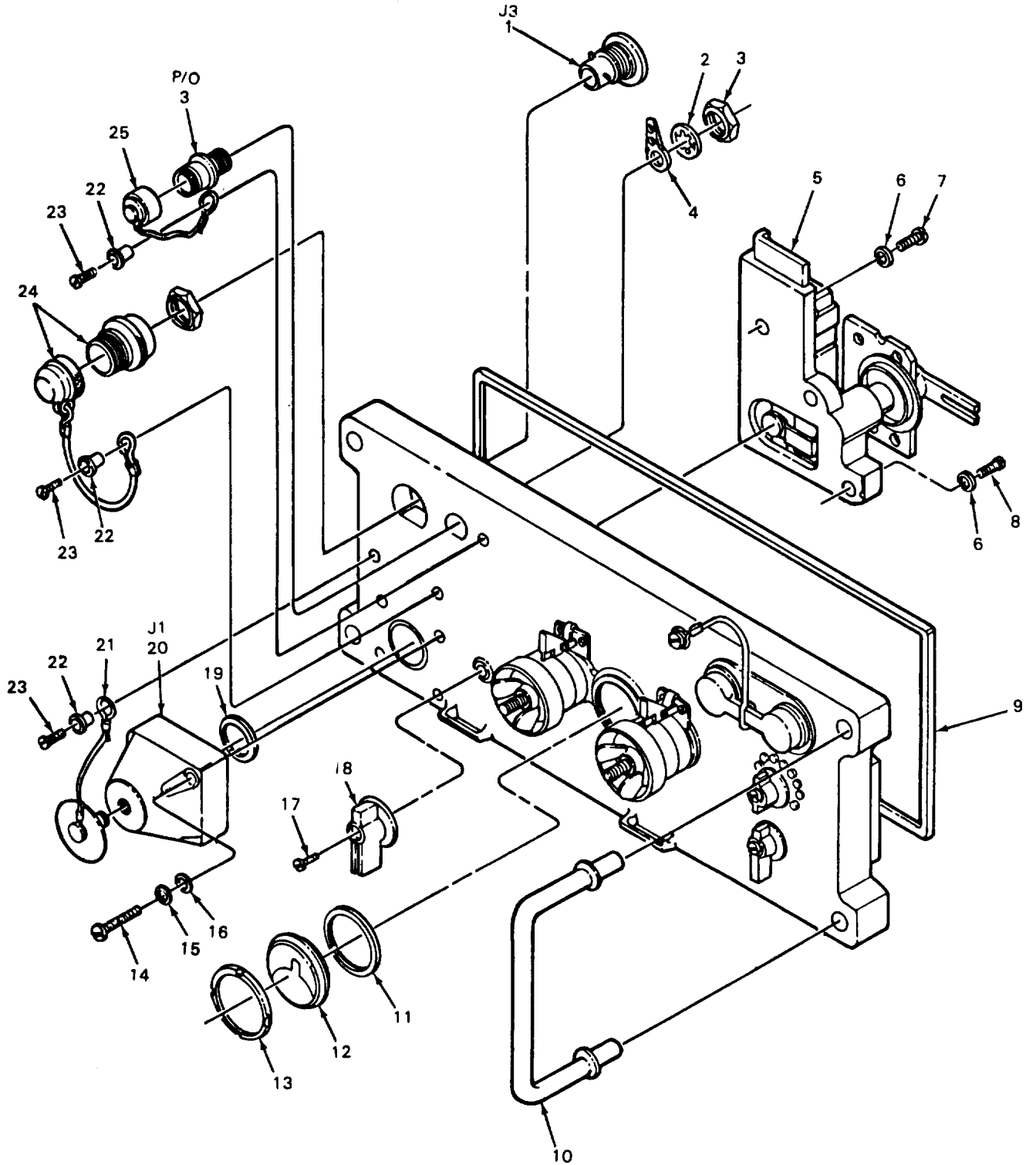
Figure 4. Battery Box Assembly CY-2562/PRC-25

## SECTION II

TM11-5820-398-20P

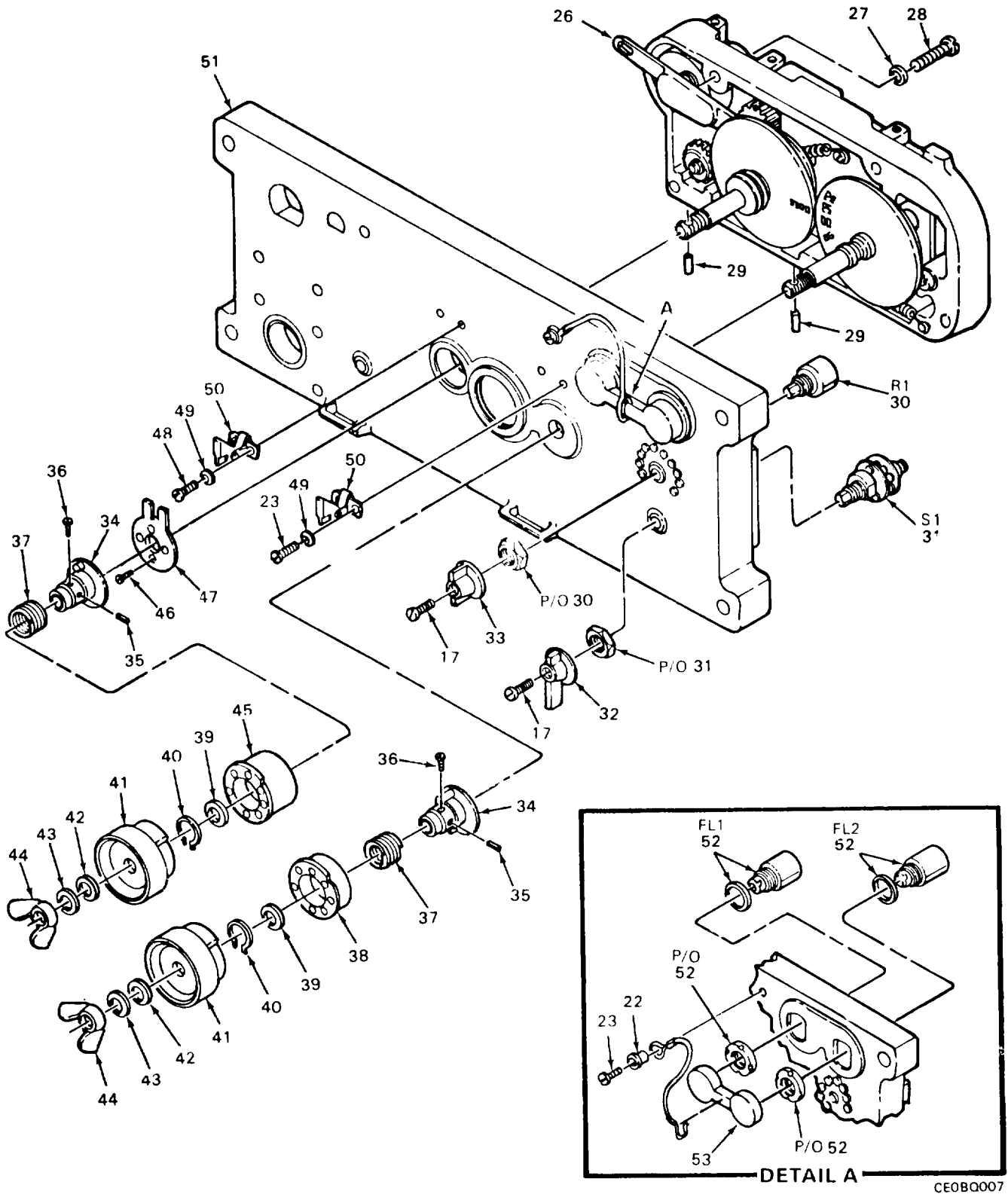
(1) ITEM NO	(2) SMR CODE	(3) FSCM	(4) PART NUMBER	(5) DESCRIPTION AND USABLE ON CODE (UOC)	(6) QTY
				GROUP 0501 BATTERY BOX ASSEMBLY CY-2562/PRC-25	
				FIGURE 4	
4	PAOZZ	80063	SM-D-447322-1	VALVE, SAFETY RELIEF	1
7	PAOZZ	80063	SM-B-447320	PAD, CUSHIONING	2
				END OF FIGURE	





CE08Q008

Figure 5. Front Panel Assembly A30 (Sheet 1 of 2)



CE0BQ007

Figure 5. Front Panel Assembly A30 (Sheet 2 of 2)



(1) ITEM NO	(2) SMR CODE	(3) FSCM	(4) PART NUMBER	(5) DESCRIPTION AND USABLE ON CODE (UOC)	(6) QTY
GROUP 0502 FRONT PANEL ASSEMBLY A30					
FIGURE 5					
17	XBOZZ	80063	SM-B-447445-5	SCREW, MACHINE	3
18	PAOZZ	96906	MS91525-2AP3S0Z	KNOB	1
21	PAOZZ	80063	SM-B-447439	COVER, ELECTRICAL CO	1
22	PAOZZ	80063	SM-B-447392	BUSHING, SLEEVE	4
23	PAOZZ	80063	SM-B-447445-4	SCREW, MACHINE	6
25	PAOZZ	80063	SM-C-447403	COVER, ELECTRICAL CO	1
32	PAOZZ	80063	SM-C-447052	KNOB	1
33	XBOZZ	96906	MS91524	KNOB, RADIO	1
34	PAOZZ	80063	SM-C-447287	SLEEVE ASSEMBLY, TRA	2
35	PAOZZ	80063	SM-B-447302-3	PIN, SPRING	2
36	PAOZZ	96906	MS51981-8	SETSCREW	2
37	PAOZZ	80063	SM-B-447304	SPRING, HELICAL, COMP	2
38	PAOZZ	80063	SM-C-447976-1	KNOB	1
39	PAOZZ	80063	SM-B-447303	WASHER, FLAT	2
40	PAOZZ	96906	MS16624-1037	RING, RETAINING	2
41	PAOZZ	80063	SM-C-447306	KNOB	2
42	XBOZZ	80063	SM-B-447107-5	WASHER, FLAT	2
43	PAOZZ	80063	SM-B-447694-1	WASHER, LOCK	2
44	PAOZZ	80063	SM-B-447308	NUT, PLAIN, WING	2
45	PAOZZ	80063	SM-C-447976-2	KNOB	1
53	PAOZZ	80063	SM-B-447440	CAP, PROTECTIVE, DUST	1
END OF FIGURE					



## CROSS-REFERENCE INDEXES

## NATIONAL STOCK NUMBER INDEX

STOCK NUMBER	FIG.	ITEM	STOCK NUMBER	FIG.	ITEM
5305-00-054-5647	5	23			
5820-00-086-7138	1	10			
5985-00-086-7149	1	9			
5820-00-295-7122	2	1			
4820-00-296-9677	4	4			
5985-00-646-2365	1	2			
5355-00-656-1358	5	18			
5365-00-715-1152	5	40			
5305-00-716-7833	5	36			
5315-00-823-8740	5	35			
5820-00-857-0934	1	1			
5310-00-889-2583	5	39			
5310-00-889-2586	5	43			
5360-00-889-3299	5	37			
5355-00-889-3424	5	32			
5820-00-889-3803	1	3			
5820-00-892-8094	1	5			
6135-00-926-8322	1	4			
5820-00-930-0723	2	2			
9320-00-930-0724	4	7			
5355-00-930-0728	5	38			
5355-00-930-0729	5	45			
5965-00-933-6896	1	11			
5355-00-951-5165	5	41			
6140-00-952-1798	3	20			
3120-00-973-1508	5	22			
5820-00-973-1731	3	23			
5340-00-973-1732	5	53			
5935-00-973-1733	5	21			
5310-00-973-3697	5	44			
5935-00-978-4357	5	25			
6135-01-034-2239	1	4			
8465-01-073-8326	1	6			
5820-01-099-9173	5	34			

## CROSS-REFERENCE INDEXES

FSCM	PART NUMBER	PART NUMBER INDEX		FIG.	ITEM
		STOCK	NUMBER		
80058	AB-591/PRC-25	5985-00-086-7149		1	9
80058	AT-271A/PRC	5985-00-646-2365		1	2
80058	AT-892/PRC-25	5820-00-889-3803		1	3
80058	BA-5598/U	6135-01-034-2239		1	4
80058	BA4386PRC25	6135-00-926-8322		1	4
80058	CW-503/PRC-25	5820-00-086-7138		1	10
81349	MIL-F-43834			1	8
81349	MIL-S-43828			1	7
81349	MIL-S-43835	8465-01-073-8326		1	6
96906	MS16624-1037	5365-00-715-1152		5	40
96906	MS51981-8	5305-00-716-7833		5	36
96906	MS91524			5	33
96906	MS91525-2AP3SOZ	5355-00-656-1358		5	18
80058	RT-505/PRC-25	5820-00-857-0934		1	1
80063	SM-B-182386	5820-00-295-7122		2	1
80063	SM-B-447107-5			5	42
80063	SM-B-447302-3	5315-00-823-8740		5	35
80063	SM-B-447303	5310-00-889-2583		5	39
80063	SM-B-447304	5360-00-889-3299		5	37
80063	SM-B-447308	5310-00-973-3697		5	44
80063	SM-B-447320	9320-00-930-0724		4	7
80063	SM-B-447392	3120-00-973-1508		5	22
80063	SM-B-447439	5935-00-973-1733		5	21
80063	SM-B-447440	5340-00-973-1732		5	53
80063	SM-B-447445-4	5305-00-054-5647		5	23
80063	SM-B-447445-5			5	17
80063	SM-B-447694-1	5310-00-889-2586		5	43
80063	SM-B-91329	5820-00-930-0723		2	2
80063	SM-C-447052	5355-00-889-3424		5	32
80063	SM-C-447287	5820-01-099-9173		5	34
80063	SM-C-447306	5355-00-951-5165		5	41
80063	SM-C-447403	5935-00-978-4357		5	25
80063	SM-C-447976-1	5355-00-930-0728		5	38
80063	SM-C-447976-2	5355-00-930-0729		5	45
80063	SM-C-544246	5965-00-933-6896		1	11
80063	SM-D-447322-1	4820-00-296-9677		4	4
80063	SM-D-447351	5820-00-973-1731		3	23
80063	SMD447322	6140-00-952-1798		3	20
80058	ST-138/PRC-25	5820-00-892-8094		1	5

## CROSS-REFERENCE INDEXES

FIG.	ITEM	FIGURE AND ITEM NUMBER INDEX		
		STOCK NUMBER	FSCM	PART NUMBER
1	1	5820-00-857-0934	80058	RT-505/PRC-25
1	2	5985-00-646-2365	80058	AT-271A/PRC
1	3	5820-00-889-3803	80058	AT-892/PRC-25
1	4	6135-00-926-8322	80058	BA4386PRC25
1	4	6135-01-034-2239	80058	BA-5598/U
1	5	5820-00-892-8094	80058	ST-138/PRC-25
1	6	8465-01-073-8326	81349	MIL-S-43835
1	7		81349	MIL-S-43828
1	8		81349	MIL-F-43834
1	9	5985-00-086-7149	80058	AB-591/PRC-25
1	10	5820-00-086-7138	80058	CW-503/PRC-25
1	11	5965-00-933-6896	80063	SM-C-544246
2	1	5820-00-295-7122	80063	SM-B-182386
2	2	5820-00-930-0723	80063	SM-B-91329
3	20	6140-00-952-1798	80063	SMD447322
3	23	5820-00-973-1731	80063	SM-D-447351
4	4	4820-00-296-9677	80063	SM-D-447322-1
4	7	9320-00-930-0724	80063	SM-B-447320
5	17		80063	SM-B-447445-5
5	18	5355-00-656-1358	96906	MS91525-2AP3SOZ
5	21	5935-00-973-1733	80063	SM-B-447439
5	22	3120-00-973-1508	80063	SM-B-447392
5	23	5305-00-054-5647	80063	SM-B-447445-4
5	25	5935-00-978-4357	80063	SM-C-447403
5	32	5355-00-889-3424	80063	SM-C-447052
5	33		96906	MS91524
5	34	5820-01-099-9173	80063	SM-C-447287
5	35	5315-00-823-8740	80063	SM-B-447302-3
5	36	5305-00-716-7833	96906	MS51981-8
5	37	5360-00-889-3299	80063	SM-B-447304
5	38	5355-00-930-0728	80063	SM-C-447976-1
5	39	5310-00-889-2583	80063	SM-B-447303
5	40	5365-00-715-1152	96906	MS16624-1037
5	41	5355-00-951-5165	80063	SM-C-447306
5	42		80063	SM-B-447107-5
5	43	5310-00-889-2586	80063	SM-B-447694-1
5	44	5310-00-973-3697	80063	SM-B-447308
5	45	5355-00-930-0729	80063	SM-C-447976-2
5	53	5340-00-973-1732	80063	SM-B-447440



RECOMMENDED CHANGES TO EQUIPMENT TECHNICAL PUBLICATIONS



THEN... JOT DOWN THE DOPE ABOUT IT ON THIS FORM. CAREFULLY TEAR IT OUT. FOLD IT AND DROP IT IN THE MAIL!

SOMETHING WRONG WITH THIS PUBLICATION?

FROM (PRINT YOUR UNIT'S COMPLETE ADDRESS)  
 Commander  
 Stateside Army Depot  
 ATTN: AMSTA-US  
 Stateside, N.J. 07703-5007

DATE SENT  
 10 July 1975

PUBLICATION NUMBER TM 11-5840-340-20P	PUBLICATION DATE 23 Jan 78	PUBLICATION TITLE Radar Set AN/PRC-76
--	-------------------------------	--

BE EXACT PIN-POINT WHERE IT IS				IN THIS SPACE TELL WHAT IS WRONG AND WHAT SHOULD BE DONE ABOUT IT:
PAGE NO	PARA-GRAPH	FIGURE NO	TABLE NO	
33				For item 2, change the NSN to read: 5835-00-134-9186. Reason: Accuracy.
44		19		Identify the cover on the junction box (item no. 5). Reason: It is a separate item and is not called out on figure 19.
45				Add the cover of the junction box as an item in the listing for figure 19. Reason: Same as above

SAMPLE

PRINTED NAME GRADE OR TITLE AND TELEPHONE NUMBER  
 SSG I. M. DeSpirit of 999-1776

SIGN HERE

TEAR ALONG PERFORATED LINE

FILL IN YOUR  
UNIT'S ADDRESS

FOLD BACK

DEPARTMENT OF THE ARMY

\_\_\_\_\_  
\_\_\_\_\_  
\_\_\_\_\_

OFFICIAL BUSINESS  
PENALTY FOR PRIVATE USE \$300

POSTAGE AND FEES PAID  
DEPARTMENT OF THE ARMY  
DOD 314



**SAMPLE**

Commander  
US Army Communications-Electronics Command  
and Fort Monmouth  
ATTN: AMSEL-LC-ME-PS  
Fort Monmouth, New Jersey 07703-5000

TEAR ALONG PERFORATED LINE





FILL IN YOUR  
UNIT'S ADDRESS

FOLD BACK

DEPARTMENT OF THE ARMY

\_\_\_\_\_  
\_\_\_\_\_

OFFICIAL BUSINESS  
PENALTY FOR PRIVATE USE \$300

POSTAGE AND FEES PAID  
DEPARTMENT OF THE ARMY  
DOD 314



TEAR ALONG PERFORATED LINE

Commander  
US Army Communications-Electronics Command  
and Fort Monmouth  
ATTN: AMSEL-LC-ME-PS  
Fort Monmouth, New Jersey 07703-5000

RECOMMENDED CHANGES TO EQUIPMENT TECHNICAL PUBLICATIONS



THEN...JOT DOWN THE DOPE ABOUT IT ON THIS FORM. CAREFULLY TEAR IT OUT. FOLD IT AND DROP IT IN THE MAIL.

SOMETHING WRONG WITH THIS PUBLICATION?

FROM: (PRINT YOUR UNIT'S COMPLETE ADDRESS)

DATE SENT

PUBLICATION NUMBER

TM 11-5820-398-20P

PUBLICATION DATE

1 November 88

PUBLICATION TITLE

Radio Set AN/PRC-25

BE EXACT PIN-POINT WHERE IT IS

PAGE NO	PARA-GRAPH	FIGURE NO	TABLE NO

IN THIS SPACE TELL WHAT IS WRONG AND WHAT SHOULD BE DONE ABOUT IT:

PRINTED NAME GRADE OR TITLE AND TELEPHONE NUMBER

SIGN HERE

DA FORM 2028-2  
1 JUL 79

PREVIOUS EDITIONS ARE OBSOLETE

P.S.--IF YOUR OUTFIT WANTS TO KNOW ABOUT YOUR RECOMMENDATION MAKE A CARBON COPE OF THIS AND GIVE IT TO YOUR HEADQUARTERS.

IF BY MAIL, PREPARE TO RETURN

FILL IN YOUR  
UNIT'S ADDRESS

FOLD BACK

DEPARTMENT OF THE ARMY

\_\_\_\_\_  
\_\_\_\_\_

OFFICIAL BUSINESS  
PENALTY FOR PRIVATE USE \$300

POSTAGE AND FEES PAID  
DEPARTMENT OF THE ARMY  
DOD 314



TEAR ALONG PERFORATED LINE

Commander  
US Army Communications-Electronics Command  
and Fort Monmouth  
ATTN: AMSEL-LC-ME-PS  
Fort Monmouth, New Jersey 07703-5000



FILL IN YOUR  
UNIT'S ADDRESS

FOLD BACK

DEPARTMENT OF THE ARMY

\_\_\_\_\_  
\_\_\_\_\_

OFFICIAL BUSINESS  
PENALTY FOR PRIVATE USE \$300

POSTAGE AND FEES PAID  
DEPARTMENT OF THE ARMY  
DOD 314



TEAR ALONG PERFORATED LINE

Commander  
US Army Communications-Electronics Command  
and Fort Monmouth  
ATTN: AMSEL-LC-ME-PS  
Fort Monmouth, New Jersey 07703-5000

By Order of the Secretary of the Army:

Official:

CARL E. VUONO  
General, United States Army  
Chief of Staff

R.L. DILWORTH  
Brigadier General, United States Army  
The Adjutant General

DISTRIBUTION:

To be distributed in accordance with DA Form 12-51 unit requirements  
for AN/PRC-25.











