


5-6115-339-35P

TM 5-6115-339-35P

TECHNICAL MANUAL

**DIRECT AND GENERAL SUPPORT AND DEPOT MAINTENANCE
REPAIR PARTS AND SPECIAL TOOLS LISTS**

**GENERATOR SET, GAS TURBINE ENGINE:
60KW, AC, 120/208 240/416V, 3 PHASE,
4 WIRE: SKID MOUNTED; WINTERIZED
(AIRESEARCH MODEL GTGE 70-9-2)
FSN 6115-758-5492**



This copy is a reprint which includes current pages from Changes One and Two

**HEADQUARTERS, DEPARTMENT OF THE ARMY
FEBRUARY 1971**

89-441-D

CHANGE }
}

No. 1

HEADQUARTERS
DEPARTMENT OF THE ARMY
WASHINGTON, DC, 17 November 1975**Direct Support and General Support and
Depot Maintenance Repair Parts
and Special Tools Lists****GENERATOR SET, GAS TURBINE ENGINE:
60 KW, AC, 120/208 240/416V, 3 PHASE,
4 WIRE: SKID MOUNTED: WINTERIZED
(Alresearch Model GTGE 70-9-2)
NSN 6115-00-758-5492**

Current as of 29 July 1975

TM 5-6115-339-35P, 18 February 1971 is changed as follows:

NOTE

All "Federal Stock Numbers" appearing in this publication should be corrected to the new "National Stock Numbers" before using. This can be done by inserting -00- after the Federal Stock Class. For example, Federal Stock Number 6115-00-937-0929 will be corrected to the following National Stock Number: 6115-00-937-0929. Wherever the words "Federal Stock Number" appear throughout the publication, correct to read "National Stock Number."

"National Stock Number."

Page VII, paragraph 8 is superseded as follows:

8. Reporting of Errors

You can help to improve this manual by calling attention to errors and by recommending improvements. Your letter, DA Form 2028 (Recommended Changes to Publications and Blank Forms), and DA Form 2028-2 (Recommended Changes to Equipment

Technical Manuals) may be used. Copies of DA Form 2028-2 are attached in the back of the manual for your use. Please mail your recommended changes direct to Commander, US Army Troop Support Command, ATTN: AMSTS-MPP, 4300 Goodfellow Blvd., St. Louis, Mo. 63120. A reply will be furnished direct to you.

Page 41, group 10, line 4 add NSN "5940-00-823-1662".

Change description to read "Terminal, lug, battery."

Add ref number and mfr code "MS91164-IN(96906)".

Group 10, Immediately after line 4, add the following: X20 ... 5940-00-823-1663 ... Terminal, Lug, Battery, MS 91164-1P (96906) ... ea 2 ... 16 ... 4A.

Page 53, line 7, change SMR Code to read, "PF" and add NSN "5930-00-615-6816".

Page 64, line 1, change FSN 2910-757-6827 to read, "2910-00-069-4500".

All changes, additions, or deletions of National Stock Numbers or manufacturers code and ref numbers within this change should be appropriately reflected in the index.



SOMETHING WRONG WITH THIS MANUAL?

THEN... JOT DOWN THE DOPE ABOUT IT ON THIS FORM, TEAR IT OUT, FOLD IT AND DROP IT IN THE MAIL!

FROM: (YOUR UNIT'S COMPLETE ADDRESS)
 PFC JOHN DOE
 CoA, 3rd ENGINEER BN
 FT. LEONARD WOOD MO 63108
 DATE 16 DEC 74

PUBLICATION NUMBER: TM5-6115-200-20 AND P DATE: 1 APR 72 TITLE: GENERATOR SET 10 KW
 NSN 6115-00-231-7286

BE EXACT... PIN-POINT WHERE IT IS

IN THIS SPACE TELL WHAT IS WRONG AND WHAT SHOULD BE DONE ABOUT IT:

PAGE NO.	PARA-GRAPH	FIGURE NO.	TABLE NO.
6	2-1 a		
81		4-3	
125	line 20		

In line 6 of paragraph 2-1a the manual states the engine has 6 cylinders. The engine on my set only has 4 cylinders. Change the manual to show 4 cylinders

Callout 16 on figure 4-3 is pointing at a bolt. In the key to fig. 4-3, item 16 is called a shim. Please correct one or the other.

I ordered a gasket, item 19 on figure B-16 by NSN 2910-00-762-3001. I got a gasket but it doesn't fit. Supply says I got what I ordered so the NSN is wrong. Please give me a good NSN

TYPED NAME, GRADE OR TITLE, AND TELEPHONE NUMBER
 JOHN DOE, PFC (268) 317-7111

SIGN HERE:
 John Doe

TEAR ALONG DOTTED LINE

FILL IN YOUR
UNIT'S ADDRESS

FOLD BACK

DEPARTMENT OF THE ARMY

Commander
U.S. Army Troop Support Command
ATTN: AMSTS-MPP
4300 Goodfellow Boulevard
St. Louis, Missouri 63120

TEAR ALONG DOTTED LINE

FOLD BACK

CHANGE }
NO. 2 }

HEADQUARTERS
DEPARTMENT OF THE ARMY
WASHINGTON, D.C.,

Direct Support and General Support and
Depot Maintenance Repair Parts
and Special Tools Lists

GENERATOR SET, GAS TURBINE ENGINE:
60 KW, AC, 120/208 240/416V, 3 PHASE,
4 WIRE: SKID MOUNTED: WINTERIZED
(AIRESEARCH MODEL GTGE 70-9-2)
NSN 6115-00-758-5492

Current as of 18 November 1983

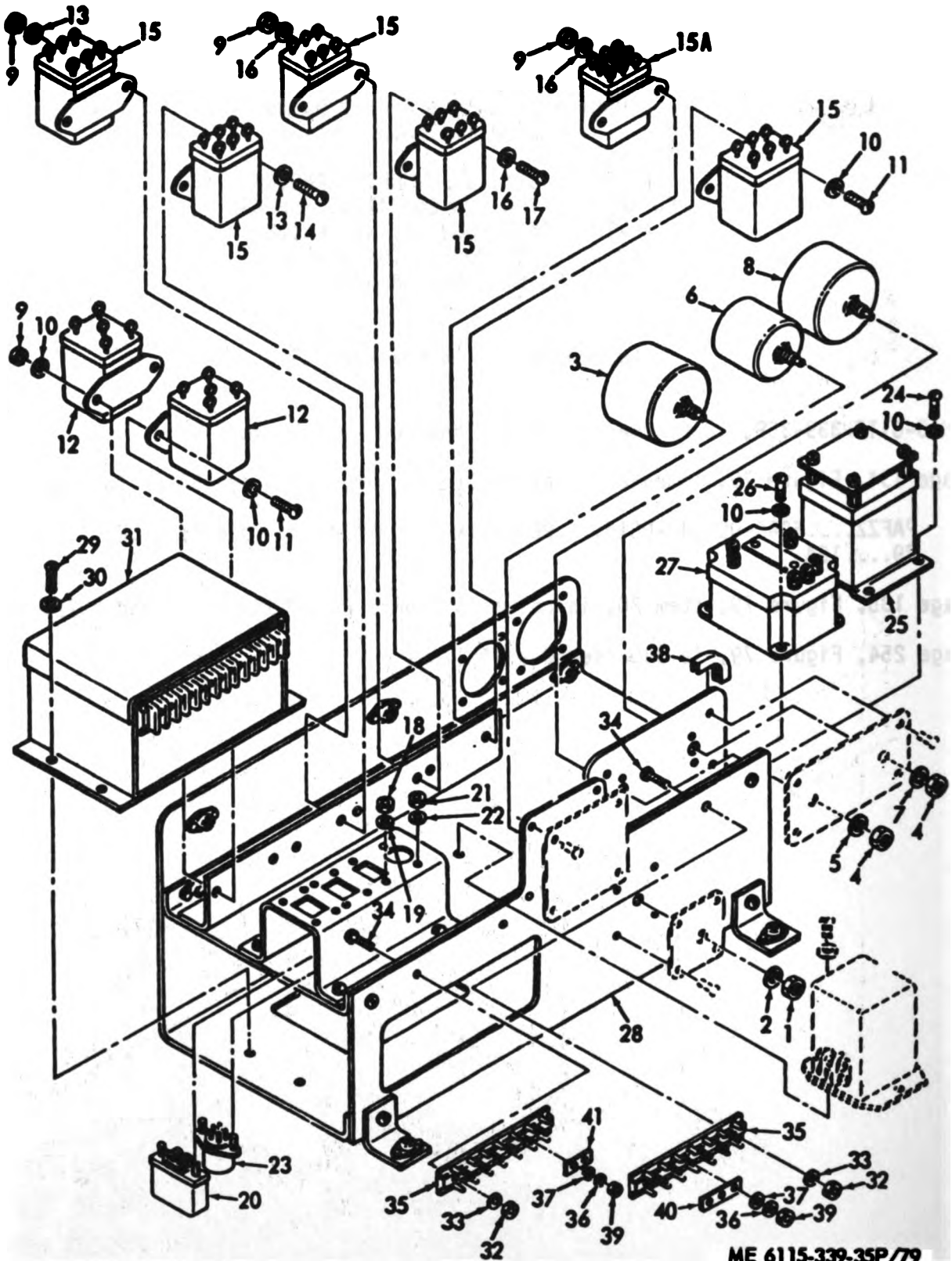
TM 5-6115-339-35P, 18 February 1971, is changed as follows:

Page 134, Figure 79, immediately after Item 15 add new Item 15A as follows:

PAFZZ....5945-00-842-0016....RELAY: K12, 9224-4128, (00614)....EA....1....
79....15A.

Page 135, Figure 79, Item 20, in column 3 change REF. NUMBER to read "9229-4461."

Page 254, Figure 79, is superseded as follows:



ME 6115-339-35P/79

Figure 79. Electrical Equipment Rack.

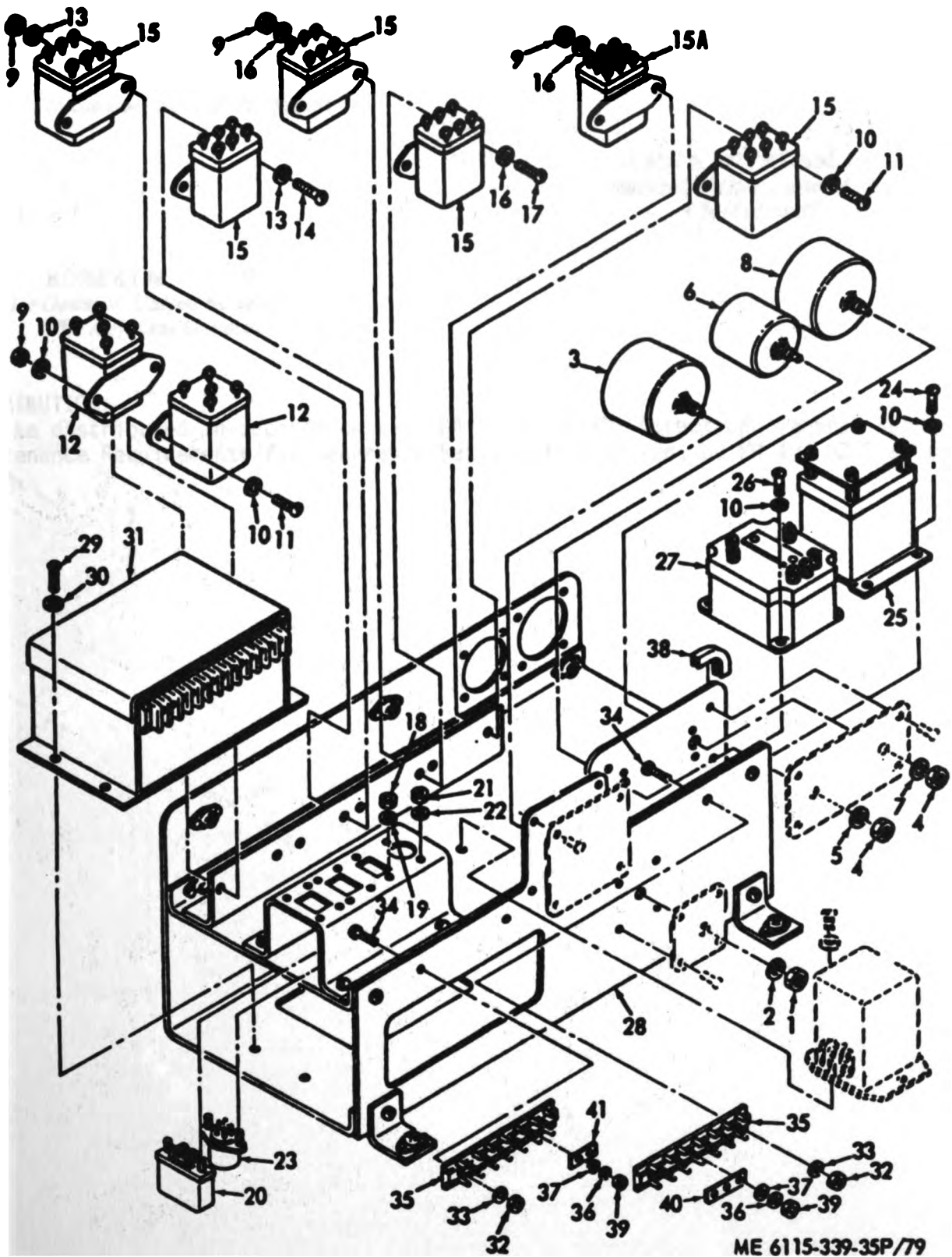


Figure 79. Electrical Equipment Rack.

All changes, additions or deletions of National Stock Numbers, manufacturers codes or reference numbers within this change should be appropriately reflected in the index.

By Order of the Secretary of the Army:

JOHN A. WICKHAM, JR.
General, United States Army
Chief of Staff

Official:

ROBERT M. JOYCE
Major General, United States Army
The Adjutant General

DISTRIBUTION:

To be distributed in accordance with DA Form 12-25D, Direct and General Support Maintenance Requirements for Generator Sets, Engine Driven, 60 KW 400 HZ Precise Power.

Technical Manual }
No. 5-6115-339-35P }

HEADQUARTERS
DEPARTMENT OF THE ARMY
Washington, D. C., 18 February 1971

**DIRECT AND GENERAL SUPPORT AND DEPOT MAINTENANCE
REPAIR PARTS AND SPECIAL TOOLS LIST**

**GENERATOR SET, GAS TURBINE ENGINE:
60KW, AC, 120/208 240/416V, 3 PHASE,
4 WIRE: SKID MOUNTED; WINTERIZED
(AIRESEARCH MODEL GTGE 70-9-2)**

FSN 6115-758-5492

Current as of 29 January 1971

	<i>Paragraph</i>	<i>Page</i>
Section I. INTRODUCTION		iii
Scope	1	iii
General	2	iii
Explanation of columns	3	iii
Special information	4	v
How to locate repair parts	5	v
Abbreviations	6	v
Federal supply codes for manufacturers	7	vi
Recommendations for maintenance publication improvements	8	vii
Section II. REPAIR PARTS FOR DIRECT SUPPORT, GENERAL SUPPORT AND DEPOT MAINTENANCE		1
Group 01. Enclosure		1
02. Screen Assembly and Firewall		16
03. Engine and Engine Stand		18
04. Wiring Harness and Igniter Plug		20
05. Governor Load Control		21
06. Gas Turbine Wiring		21
07. AC Wiring		25
08. DC Wiring and Ground Terminal		27
09. Wiring Harness, Generator Set		31
10. Battery Box		41
11. Engine Lines and Fittings		43
12. Starter Motor		48
13. Fuel Tank Wiring		52

*This manual together with TM 5-6115-339-30P, 18 February 1971, supersedes TM 5-6115-339-35P, 24 June 1966, including all changes.

	<i>Page</i>
14. Fuel System Lines, Fitting and Accessories	55
15. Fuel Control Unit	63
16. Solenoid Valve and Heater	77
17. Main Pump and Atomizer	78
18. Fuel Tank	79
19. Acceleration Thermostat and Ignition Unit	83
20. Engine Lube Filter System	84
21. Oil Pressure Switches	86
22. Tachometer	86
23. Centrifugal Switch	87
24. Oil Cooler	91
25. Oil Tank	92
26. Oil Pump	94
27. Muffler, Ejector and Pipe Assemblies	96
28. Atomizer, and Chamber Assemblies	97
29. Turbine	99
30. Thermocouple	101
31. Accessory Assembly	101
32. Planetary Gear	107
33. Compressor	109
34. Generator	113
35. Voltage Regulator	118
36. AC Power Output Panel	120
37. Voltage Panel	122
38. Motor and Bracket	126
39. Base Assembly	127
40. Electrical Controls, Panels and Instruments	128
41. Electrical Equipment Rack	133
42. Main Circuit Breaker	140
43. AC Power Outlet Receptacle	143
44. Fuseholder and Slave Receptacle	145
45. Battery Charger	145
46. Engine Controls Panel	148
47. Winterization	150
48. Radio Interference Suppression	154
Section III. SPECIAL TOOLS, TEST AND SUPPORT EQUIPMENT FOR DS, GS AND DEPOT MAINTENANCE	155
Group 49. Special Tools	155
Section IV. INDEX-FEDERAL STOCK NUMBER AND REFERENCE NUMBER	270

SECTION I INTRODUCTION

1. Scope

This manual lists repair parts, and special tools required for the performance of direct support, general support, and depot maintenance of the generator set.

2. General

This Repair Parts and Special Tools List is divided into the following sections:

a. Repair Parts - Section II. A list of repair parts authorized for the performance of maintenance at the direct support, general support, and depot level in figure and item number sequence.

b. Special Tools, Test and Support Equipment - Section III. A list of special tools, test and support equipment authorized for the performance of maintenance at the direct support, general support, and depot level.

c. Index-Federal Stock Number and Reference Number - Section IV. A list of Federal stock numbers in ascending numerical sequence followed by a list of reference numbers in ascending alpha-numeric sequence, cross-referenced to the illustration figure number and item number.

Note. Items not illustrated are cross-referenced to page number.

3. Explanation of Columns

The following provides an explanation of columns in the tabular lists in sections II and III.

a. Source, Maintenance, and Recoverability Codes (SMR).

(1) Source code indicates the selection status and source for the listed item. Source codes used are:

Code	Explanation
P	Repair parts which are stocked in or supplied from the GSA/DSA, or Army supply system and authorized for use at indicated maintenance categories.

Code	Explanation
P2	Repair parts which are procured and stocked for insurance purposes because the combat or military essentiality of the end item dictates that a minimum quantity be available in the supply system.
M	Repair parts which are not procured or stocked, but are to be manufactured in indicated maintenance levels.
A	Assemblies which are not procured or stocked as such, but are made up of two or more units. Such component units carry individual stock numbers and descriptions, are procured and stocked separately and can be assembled to form the required assembly at indicated maintenance categories.
X	Parts and assemblies which are not procured or stocked and the mortality of which normally is below that of the end item or component. The failure of such part or assembly should result in retirement of the end item from the supply system.
X1	Repair parts which are not procured or stocked. The requirement for such items will be filled by use of the next higher assembly or component.
X2	Repair parts which are not stocked. The indicated maintenance category requiring such repair parts will attempt to obtain same through cannibalization. Where such repair parts are not obtainable through cannibalization, requirements will be requisitioned, with accompanying justification, through normal supply channels.
G	Major assemblies that are procured with PEMA funds for initial issue only as exchange assemblies at DSU and GSU level. These assemblies will not be stocked above DSU and GSU level or returned to depot supply level.

(2) Maintenance code indicates the lowest category of maintenance authorized to install the listed item. Repair parts and special tools assigned maintenance code "C" may be stocked at the operator level of maintenance when authorized by the Unit Commander. The maintenance level codes are:

Code	Explanation
C	Crew or operator maintenance
O	Organizational maintenance
F	Direct support maintenance
H	General support maintenance
D	Depot maintenance

(3) Recoverability code indicates whether unservicable items should be returned for recovery or salvage. Items not coded are expendable. Recoverability Codes are:

Code	Explanation
R	Applied to repair parts and assemblies which are economically repairable at DSU and GSU activities and are normally furnished by supply on an exchange basis.
S	Repair parts and assemblies which are economically repairable at DSU and GSU activities and which are normally furnished by supply on an exchange basis. When items are determined by a GSU to be uneconomically repairable, they will be evacuated to a depot for evaluation and analysis before final disposition.
T	High dollar value recoverable repair parts which are subject to special handling and are issued on an exchange basis. Such repair parts normally are repaired or overhauled at depot maintenance activities.
U	Repair parts specifically selected for salvage by reclamation units because of precious metal content, critical materials, or high dollar value reusable casings or castings.

b. Federal Stock Number. This column indicates the Federal stock number assigned to the item and will be used for requisitioning purposes.

c. Description. This column indicates the Federal item name and any additional description of the item required. Assembly components and subassemblies are indented under major assemblies. The abbreviation "w/e", when used as a part of the nomenclature, indicates the Federal stock number includes all armament, equipment, accessories, and repair parts issued with the item. A part number or other reference number is followed by the applicable five-digit Federal supply code for manufactureres in parenthesis. Repair parts quantities included in kits and sets are shown in front of the repair part name. Material required for manufacture or fabrication is identified.

d. Unit of Measure (U/M). A two-character alphabetic abbreviation indicating the amount or quantity of the item upon which the allowances are based, e.g., ft, ea, pr, etc.

e. Quantity Incorporated in Unit. This column indicates the quantity of the item used in the assembly group. A "V" appearing in this column in lieu of a quantity indicates that a definite quantity cannot be indicated (e.g., shims, spacers, etc.)

f. Thirty-Day DS/GS Maintenance Allowances.

Note. Allowances in GS column are for GS maintenance only.

(1) The allowance columns are divided into three subcolumns. Indicated in each subcolumn, opposite the first appearance of each item, is the total quantity of items authorized for the number of equipments supported. Subsequent appearances of the same item will have the letters "REF" in the applicable allowance column. To locate the referenced item, locate the FSN or reference number in the index. The earliest figure and item number is the referenced item. Items authorized for use as required but not for initial stockage are identified with an asterisk in the allowance column.

(2) The quantitative allowances for DS/GS levels of maintenance will represent initial stockage for a 30-day period for the number of equipments supported.

(3) To determine allowances when supporting more than 100 of these equipments: First, divide the number of equipments supported by 100 by moving the decimal two places left; second, multiply the result by the quantity in the 51-100 density column. Example, authorized allowance for 51-100 equipments is 40; for 150 equipments multiply 40 by 1.50 or 60 parts required.

g. One-Year Allowance Per 100 Equipments/Contingency Planning Purposes. This column indicates opposite the first appearance of each item the total quantity required for distribution and contingency planning purposes. The range of items indicates total quantities of all authorized items required to provide for adequate support of 100 equipments for one year. Subsequent appearances of the same item will have the letters "REF" in the allowance column. To locate the referenced item, locate the FSN or reference number in the index. The earliest figure and item is the referenced item.

h. Depot Maintenance Allowance Per 100 Equipments. This column indicates opposite the first appearance of each item the total quantity authorized for depot maintenance of 100 equipments. Subsequent appearances of the same item will have the letters "REF" in the allowance column. To locate the referenced item, locate the

FSN or reference number in the index. The earliest figure and item number is the referenced item. Items authorized for use as required but not for initial stockage are identified with an asterisk in the allowance column.

i. Illustration. This column is divided as follows:

(1) *Figure number.* Indicates the figure number of the illustration in which the item is shown.

(2) *Item number.* Indicates the call-out number used to reference the item in the illustration.

4. Special Information

a. Repair parts mortality has been based on 6,000 hours operation per year.

b. Parts which require manufacture or assembly at a category higher than that authorized for installation will indicate in the source column the higher category.

c. The following publications pertain to the generator set and its components.

- LO 5-6115-339-12 Lubrication order
- TM 5-6115-339-12 Organizational maintenance manual
- TM 5-6115-339-20P Organizational maintenance repair parts and special tools lists
- TM 5-6115-339-35 DS, GS, and depot maintenance manual

5. How to Locate Repair Parts

a. When Federal Stock Number or Reference Number is Unknown:

(1) *First.* Using the table of contents, determine the assembly group within which the repair part belongs. This is necessary since illustrations are prepared for assembly groups, and listings are divided into the same groups.

(2) *Second.* Find the illustration covering the assembly group to which the repair part belongs.

(3) *Third.* Identify the repair part on the illustration and note the illustration figure number and item number of the repair part.

(4) *Fourth.* Using the Repair Parts Listing, find the assembly group to which the repair part belongs and locate the illustration figure and item number noted on the illustration.

b. When the Federal Stock Number or Reference Number is Known:

(1) *First.* Using the Index of Federal Stock Numbers and Reference Numbers find the pertinent Federal stock number or reference number. This index is in ascending FSN sequence followed by a list of referenced numbers in ascending alphanumeric sequence, cross-referenced to the illustration figure number and item number.

(2) *Second.* Using the Repair Part Listing, find the assembly group of the repair part and the illustration figure number and item number referenced in the Index of Federal Stock Numbers and Reference Numbers.

c. When the Federal Stock Number or Reference Number is Known and the Repair Part is not Illustrated:

(1) *First.* Using the Index of Federal Stock Numbers and Reference Numbers find the pertinent Federal stock number or reference number in the section titled "Items Not Illustrated" and note the page number. This section is in ascending FSN sequence followed by a list of reference numbers in alpha-numeric sequence, cross-referenced to page number.

(2) *Second.* Using the Table of Contents, locate the assembly group number and page number.

(3) *Third.* Using the applicable group number and page number, locate the pertinent stock number or reference number in the Repair Parts Listing. Items which are not illustrated are listed at the end of the assembly group to which they belong.

6. Abbreviations

ac	alternating current
amp	ampere
assy	assembly
cps	cycles per second
cres	corrosion resistant steel
dc	direct current
dia	diameter
ea	each
elect	electrical
exp	expanded
ft	foot (feet)
grd	ground
hex	hexagon

TM 5-6115-339-35P

id	inside diameter
in.	inch (es)
kw	kilowatt
lg	long (length)
lh	left hand
min	minimum
mtg	mounting
NC	National Course (thread)
NEF	National Extra Fine (thread)
neg	negative
NF	National Fine (thread)
No.	number
od	outside diameter
P/N	part number
pos	positive
rh	right hand
temp	temperature
term	terminal
thd	thread
thk	thick (ness)
UNC	Unified National Course (thread)
UNEF	Unified National Extra Fine (thread)
UNF	Unified National Fine (thread)
vdc	volts direct current
w	watt
w/	with
x	by

Code	Manufacturer
21335	Famir Bearing Co. Division of Textron Inc. The
24446	General Electric Co.
24455	General Electric Co. Lamp Division of Consumer Products Group
24617	General Motors Corp.
30221	General Electric Co. Aerospace Electrical Equipment Dept.
35334	Superex Ltd.
35918	Lewis Engineering Co. The
38597	Martin Marietta Corp. Baltimore Division
43334	New Departure-Hyatt Bearings Division General Motors Corp.
44655	Ohmite Mfg Co.
49367	Pyle and National Co.
50625	Reverse Corp. of America
56878	Standard Pressed Steel Co.
59730	Thomas and Betts Co. The
61349	Ametek Inc. United States Gauge Division
65092	Weston Instruments Inc. Weston Instruments Division
70128	Aeroquip Corp. Aircraft Division Western Plant
70192	Gorn Corp.
72010	Airesearch Mfg Co.
70763	Barnes John S. Corp.
71400	Bussmann Mfg. Division of McGraw and Edison Co.
72433	Flexitallic Gasket Co.
72599	Garrett Corp. The
72619	Dialight Corp.
72850	Bendix Corp. The Motor Components Division
72962	Elastic Stop Nut Division of Amerace Esna Corp.
74063	Hartman Electrical Mfg Co.
74545	Hubbell Harvey Inc.
75345	Kirkhill Rubber Co.
75361	Koehler-Dayton Inc.
75818	Lenz Electric Mfg Co.
75915	Littelfuse Inc.
76530	Cinch-Monadnock Division of United-Carr Inc.
77308	Plastic and Rubber Products Co.
77342	American Machine and Foundry Co. Potter and Brumfield Division
77820	Bendix Corp. The Electrical Components Division
78553	Tinnerman Products Inc.
78741	Hitco
79136	Waldes Kohinoor Inc.
79470	Weatherhead Co. The
80205	National Aerospace Standards Committee Aerospace Industries Association of America Inc.
80210	Avco Corp.
80684	Clark Cable Corp.
80765	Townsend Mfg and Tool Corp.
81321	Purolator Inc.
81349	Military Specifications Promulgated by Standardization Div. Directorate of Logistic Services DSA

7. Federal Supply Codes for Manufacturers

Code	Manufacturer
00000	Ordnance Corps
00614	Leach Corp.
00624	Aeroquip Corp. Aircraft Division Jackson Plant
00779	AMP Inc.
01288	General Electric Co. Direct Current Motor and Generator Dept.
01526	General Electric Co. Specialty Control Dept.
02615	Nylok Co. The Division of USM Corp.
03038	Long-Lok Corp.
03608	AC Spark Plug Div. of General Motors Corp.
04484	Breeze Corporations Inc.
08795	Rayclad Tubes Inc.
09023	Cornell-Dubilier Electric Corp. Electrolytics and Paper Tubular Div.
09214	General Electric Co. Semi-Conductor Products Dept.
09922	Burndy Corp.
11083	Caterpillar Tractor Co.
11139	Deutsch Co. Electronic Components Division
12670	Electromagnetic Industries Inc.
14655	Cornell-Dubilier Electronics Division Federal Pacific Electric Co.
15605	Cutler-Hammer Inc.
18627	Petty Jesse Glas Specialties
19728	Prestolite Co The Division of Eltra Corp.

Code	Manufacturer
81352	Air Force-Navy Aeronautical Specifications Promulgated By Aeronautical Standards Group
82121	Electro Switch Corp.
82359	Gramer Halldorsen Electronics Corp.
82647	Metals and Controls Inc. Control Products Group
83259	Parker Seal Co. Division of Parker-Hannifin Corp.
83324	Rosen Inc.
83330	Smith Herman H. Inc.
84971	TA Mfg Corp.
86579	Precision Rubber Products Corp.
86768	Republic Mfg Co.
88044	Aeronautical Standards Group Dept. of Navy and Air Force
90005	Bendix Corp. The Filter Division
90484	ITT Wire and Cable Division
91475	American Standard Inc. Plumbing and Heating Division
91637	Dale Electronics Inc.
91767	Heli and Coil Corp.
91929	Honeywell Inc. Micro Switch Division
92541	Monogram Industries Inc.
94222	Southco Inc.
96261	Leach Corp. Controls Division
96452	American Standard Inc. Controls Dept. Products Group

Code	Manufacturer
96906	Military Standards Promulgated By Standardization Div. Directorate of Logistic Services DSA
97403	Army Engineer Research and Development Laboratories
98625	Aeroquip Corp. Marman Division
99057	Kelox Industries
99193	Airesearch Mfg Co. of Arizona
99203	Couplings Co.
99238	Air Force Standards

8. Recommendations for Maintenance Publication Improvements

Report of errors, omission, and recommendations for improving this publication by the individual user is encouraged. Reports should be submitted on DA Form 2028 (Recommended Changes to Publications), and forwarded direct to Commanding General, U. S. Army Mobility Equipment Command, ATTN: AMSME-MPP, 4300 Goodfellow Boulevard, St. Louis, Mo. 63120.

(11) SMR CODE	(12) FEDERAL STOCK NUMBER	(13) DESCRIPTION REF. NUMBER & MFR. CODE	(14) USABLE ON CODE	(15) U N I T M E A S U R E	(16) QTY INC IN UNIT	(17) 30-DAY GS MAINT ALLOWANCE			(18) 30-DAY GS MAINT ALLOWANCE			(19) 1-YR ALW PER 100 SQUP CHTY	(20) DEPOT MAINT ALW PER 100 SQUP	(21) ILLUS- TRATION		
						(A)	(B)	(C)	(A)	(B)	(C)			(A)	(B)	
						1-30	21-30	31-100	1-30	21-30	31-100			FIG. NO.	ITEM NO.	
		SECTION II REPAIR PARTS FOR DS, GS AND DEPOT MAINTENANCE														
		GROUP 01-ENCLOSURE														
P D	6115-015-0279	COVER ASSEMBLY, FORWARD END, ENCLOSURE: NO. 12 COTTON DUCK 13208E8950-1 (99193)		EA	1	*	*	*	*	*	*	5	10			
X20		SOCKET, SNAP: ENCLOSURE FORWARD END COVER MS27977-1B (96906)		EA	16									1	1	
X20		SOCKET SNAP: ENCLOSURE FORWARD END COVER MS27977-2B (96906)		EA	7									1	2	
X20		CLINCH PLATE, SNAP: BLACK ENCLOSURE, FORWARD END COVER MS27977-3B (96906)		EA	23									1	3	
X1		COVER ASSEMBLY: ENCLOSURE FORWARD END COVER 13208E8950-3 (99193)		EA	1											
X1		CANVAS: ENCLOSURE FORWARD END COVER 13208E8950-5 (99193)		EA	1									1	4	
X1		CANVAS: ENCLOSURE FORWARD END COVER 13208E8950-7 (99193)		EA	1									1	4	
X1		CANVAS: 5.50 IN. X 5.50 IN. NO. 12 COTTON DUCK, ENCLOSURE FORWARD END COVER 13208E8950-9 (99193)		EA	4									1	4	
X1		CANVAS: 7.75 IN. X 7.76 IN. NO. 12 COTTON DUCK, ENCLOSURE FORWARD END COVER 13208E8950-11 (99193)		EA	2									1	4	
X20		RIVET, SOLID MS20426AD4-7 (96906)		EA	61									1	5	
P D	6115-014-7644	PANEL ASSEMBLY, LOWER FRONT 13208E8961-1 (99193)		EA	1								5	1	6	
P D	5315-449-2945	PIN: CROSS, PANEL FASTENING STUD 99836 (76530)		EA	15								15	1	7	
P D	5325-599-8758	STUD: PANEL FASTENING, LOWER INSIDE CORNER 98292-2-180 (76530)		EA	2								20	1	8	
P D	5325-599-8806	STUD: PANEL FASTENING, OUTSIDE EDGES 98292-2-240 (76530)		EA	13								40	1	9	
P F	6115-014-5610	DOOR ASSEMBLY, LEFT HAND SIDE, ENCLOSURE 13208E8946-1 (99193)		EA	1	*	*	1	*	*	1	*	5			
P F	5310-167-0803	WASHER, FLAT: DOOR FASTENING STUD AN960C516 (88044)		EA	2	*	*	*	*	*	*	1	*	1	10	
P F	5325-757-6861	STUD: DOOR FASTENER 293511-4-390 (76530)		EA	2	*	1	1	*	1	1	12	20	1	11	

(1) SNR CODE	(2) FEDERAL STOCK NUMBER	(3) DESCRIPTION REF. NUMBER & MFR. CODE	(4) USABLE ON CODE	(5) QTY W/C IN UNIT	(6) 30-DAY QS MAINT ALLOWANCE			(7) 30-DAY QS MAINT ALLOWANCE			(8) 1-YR ALW PER 100 EQUIP CNTGY	(9) DEPOT MAINT ALW PER 100 EQUIP	(10) ILLU- STRATION	
					(A)	(B)	(C)	(A)	(B)	(C)			(A)	(B)
					1-20	21-80	81-100	1-20	21-80	81-100			FIG. NO	ITEM NO.
P F	5310-531-9514	WASHER, FLAT: PANEL FRAME MTG SCREW AN960C6 (88044)	EA	28	*	*	*	*	*	*	1	*	1	12
X2F		SEAL: PROTECTIVE INSTRUMENT PANEL DOOR PANEL 13208E8951-9 (99193)	EA	1									1	13
P F	5315-449-2945	PIN: CROSS, DOOR LATCHING STUD 99836 (76530)	EA	7	REF	REF	REF	REF	REF	REF	REF	REF	1	14
P F	5325-757-6862	STUD: DOOR LATCHING, BOTTOM CENTER 293511-3-320 (76530)	EA	1	*	*	1	*	*	1	6	20	1	15
P F	5307-757-6863	STUD: DOOR LATCHING, ENDS 293511-2-250 (76530)	EA	6	1	2	3	1	2	3	36	50	1	16
P F	5305-151-2782	SCREW, MACHINE, TRUSS HEAD: INSULATION RETAINER TO BRACKET MTG AN526-1032-8 (88044)	EA	18	*	*	*	*	*	*	1	*	1	17
P F	5310-167-0834	WASHER, FLAT: INSULATION RETAINER MTG SCREW AN960-10L (88044)	EA	18	*	*	*	*	*	*	1	*	1	18
P F	6115-014-5611	RETAINER: LEFT HAND SIDE ENCLOSURE DOOR INSULATION 13208E8946-11 (99193)	EA	1	*	*	1	*	*	1	6	5	1	19
P F	6115-014-5618	RETAINER: LEFT HAND SIDE ENCLOSURE DOOR INSULATION 13208E8946-13 (99193)	EA	1	*	*	1	*	*	1	6	2	1	20
X2F		INSULATION: ENCLOSURE, LEFT HAND DOOR TG6000 (78741)	EA	V									1	21
P F	5320-117-6883	RIVET, SOLID: DOOR SUPPORT BRACKET MTG MS20426AD5-6 (96906)	EA	4	*	*	*	*	*	*	1	*	1	22
P F	6115-014-5544	SUPPORT ASSEMBLY, DOOR: RH DOOR ASSEMBLY 13208E8974-1 (99193)	EA	1	*	*	1	*	*	1	6	4		
P F	6115-014-7638	DOOR ASSEMBLY, PROTECTIVE INSTRUMENT PANEL 13208E8951-1 (99193)	EA	1	*	*	1	*	*	1	6	2		
P F	5315-449-2945	PIN: CROSS, DOOR FASTENING STUD 99836 (76530)	EA	2									1	23
P F	5310-274-8321	NUT: PANEL FRAME MTG SCREW 22NKM62 (72962)	EA	28	*	*	*	*	*	*	1	*	1	24
X2F		SCREW, MACHINE, FLAT HEAD: NO. 6-32 NC, 3/8 IN. LG. PANEL FRAME MTG AN507C632-6 (88044)	EA	28									1	25
X2F		FRAME: PROTECTIVE INSTRUMENT PANEL DOOR 13208E8951-5 (99193)	EA	1									1	26
X2F		PLATE GLASS: PROTECTIVE INSTRUMENT PANEL DOOR 1320838951-7 (99193)	EA	1									1	27
P F	5320-117-6950	RIVET, SOLID: HINGE MTG MS20426AD4-5 (96906)	EA	15	*	*	*	*	*	*	1	*	1	28
X2F		HINGE, CONTINUOUS: PROTECTIVE INSTRUMENT PANEL DOOR MS20257C4-2950 (96906)	EA	1									1	29

(1) DNR CODE	(2) FEDERAL STOCK NUMBER	(3) DESCRIPTION REF. NUMBER & MFR. CODE	USABLE ON CODE	M U N I T O F M E A S U R E	(6) QTY REQ IN UNIT	(8) 30-DAY QS MAINT ALLOWANCE			(7) 30-DAY QS MAINT ALLOWANCE			(9) 1-YR ALW PER 100 EQUIP CNTGY	(10) DEPOT MAINT ALW PER 100 EQUIP	(11) ILLUS- TRATION	
						(A)	(B)	(C)	(A)	(B)	(C)			(A)	(B)
						1-30	21-60	61-100	1-30	21-60	61-100			FIG. NO.	VIEW NO.
X2F		PANEL: PROTECTIVE INSTRUMENT PANEL DOOR 13208E8951-3 (99193)		EA	1									1	30
P F	5310-680-7511	NUT, SELF-LOCKING; ARM ASSEMBLY TO MTG BOX MS20364-1032 (96906)		EA	1	*	*	*	*	*	*	1	*	1	31
P F	5310-167-0801	WASHER, FLAT; ARM TO UPPER BRACKET SCREW AN960C10 (88044)		EA	1	*	*	*	*	*	*	1	*	1	32
P F	5310-167-0801	WASHER, FLAT; ARM TO UPPER BRACKET SCREW AN960C10 (88044)		EA	1	REF	REF	REF	REF	REF	REF	REF	REF	1	32
X2F		SCREW, WASHER, HEAD: NO. 10-32, 1-1/8 IN. LG. RECESSED HEAD, DOOR SUPPORT ARM TO MTG BOSS AN525-10R18 (88044)		EA	1									1	33
P F	6115-014-5546	BOSS: MTG DOOR SUPPORT 13208E8974-23 (99193)		EA	1	*	*	1	*	*	1	6	4	1	34
P F	5305-180-0012	SCREW, MACHINE: DOOR SUPPORT ARM TO UPPER BRACKET AN525-10R10 (88044)		EA	1	*	*	*	*	*	*	1	*	1	35
P F	5310-167-0812	WASHER, FLAT: ARM LOCK ASSEMBLY AN960C10L (88044)		EA	3	*	*	*	*	*	*	1	*	1	36
P F	5310-167-0801	WASHER, FLAT: MTG BOSS SCREW THREAD END NA960C10 (88044)		EA	1	REF	REF	REF	REF	REF	REF	REF	REF	1	37
P F	5320-850-5810	RIVET, SOLID: DOOR SUPPORT BRACKET NUT PLATE MTG MS20427M3-4 (96906)		EA	2	*	*	*	*	*	*	1	*	1	38
P F	5310-680-4273	NUT, SELF-LOCKING, PLATE: DOOR SUPPORT BRACKET NAS1023A3 (80205)		EA	1	*	*	*	*	*	*	1	*	1	39
X1		BRACKET: DOOR SUPPORT 13208E8974-17 (99193)		EA	1									1	40
P F	5315-017-9200	PIN, SHOULDER, HEADLESS: DOOR SUPPORT 13208E8974-21 (99193)		EA	1	*	*	1	*	*	1	6	10	1	41
P F	5310-685-3744	WASHER, FLAT: ARM ASSEMBLY SHOULDER PIN, EACH END AN960CB (88044)		EA	2	*	*	*	*	*	*	1	*	1	42
P F	5310-915-7449	WASHER, FLAT: ARM ASSEMBLY, SHOULDER PIN, CENTER AN960C416L (88044)		EA	1	*	*	*	*	*	*	1	*	1	43
P F	5310-167-0812	WASHER, FLAT: ARM TO BRACKET MTG SCREW, HEAD END AN960C10L (88044)		EA	1	REF	REF	REF	REF	REF	REF	REF	REF	1	44
P F	5310-167-0814	WASHER, FLAT: LOCK ASSEMBLY TO ARM SPACER, TOP AN960C516L (88044)		EA	2	*	*	*	*	*	*	1	*	1	45
P F	6115-014-5545	SPACER, SLEEVE: DOOR SUPPORT 13208E8974-19 (99193)		EA	2	*	1	1	*	1	1	12	20	1	46

(1) SMM CODE	(2) FEDERAL STOCK NUMBER	(3) DESCRIPTION REF. NUMBER & MFR. CODE	(4) USABLE ON CODE	(5) U N I T O F M E A S U R E	(6) QTY INC IN UNIT	(8) 30-DAY OS MAINT ALLOWANCE			(7) 30-DAY OS MAINT ALLOWANCE			(9) 1-YR ALW PER 100 SOUP CNTGY	(10) DEPOT MAINT ALW PER 100 SOUP	(11) ILLU- STRATION	
						(A)	(B)	(C)	(A)	(B)	(C)			(A)	(B)
						1-20	21-60	61-100	1-20	21-60	61-100			FIG. NO.	ITEM NO.
P F	6115-014-5548	LOCK ASSEMBLY: DOOR SUPPORT 13208E8974-5 (99193)	EA	1	0	0	1	0	0	1	6	10	1	47	
P F	2835-014-4566	ARM ASSEMBLY, DOOR SUPPORT 13208E8974-3 (99193)	EA	1	0	0	1	0	0	1	6	4	1	48	
P F	6115-014-5547	ARM: DOOR SUPPORT 13208E8974-25 (99193)	EA	1	0	0	1	0	0	1	6	4			
P F	5310-167-0812	WASHER, FLAT: MTG BOSS TO ARM SCREW, HEAD END AN960C10L (88044)	EA	1	REF	REF	REF	REF	REF	REF	REF	REF			
P F	2835-014-4568	BRACKET ASSEMBLY: DOOR SUPPORT 13208E8974-7 (99193)	EA	1	0	0	1	0	0	1	6	4			
P F	5320-117-6826	RIVET, SOLID MS20426AD4-4 (96906)	EA	1	0	0	0	0	0	0	1	0	1	49	
P F	5320-117-6938	RIVET, SOLID: INSULATION RETAINER SCREW NUT PLATE MTG MS20426AD3-4 (96906)	EA	36	0	0	0	0	0	0	1	0	1	50	
P F	5310-623-5989	NUT, SELF-LOCKING, PLATE: INSULATION RETAINER MTG SCREW NAS1031A3 (80205)	EA	18	0	0	0	0	0	0	1	0	1	51	
X2F		BRACKET: LEFT HAND SIDE ENCLOSURE DOOR 13208E8946-37 (99193)	EA	14										1	52
P F	5320-117-6826	RIVET, SOLID: UPPER HINGE, MTG AND LOWER HINGE MTG MS20470AD4-4 (96906)	EA	46	REF	REF	REF	REF	REF	REF	REF	REF	REF	1	53
P F	5320-117-6828	RIVET, SOLID: PANEL TO ANGLES MS20470AD4-6 (96906)	EA	61	0	0	0	0	0	0	1	0	1	54	
X2F		ANGLE: LEFT HAND SIDE ENCLOSURE DOOR BOTTOM, UPPER 13208E8946-7 (99193)	EA	1										1	55
X2F		ANGLE: LEFT HAND SIDE ENCLOSURE DOOR BOTTOM, LOWER 13208E8946-5 (99193)	EA	1										1	56
X2D		RIVET, SOLID MS20619M47 (96906)	EA	4										1	57
X2D		SCREW, MACHINE, TRUSS HEAD AN526C1032-9 (88044)	EA	55										1	58
X2D		RIVET, SOLID MS20426AD4-4 (96906)	EA	6										1	59
X2D		WASHER, FLAT: BETWEEN FRAME AND HEX HEAD OF SNAP FASTENER STUD AN960C10L (88044)	EA	46										1	60
X2F		INSULATION: ENCLOSURE RH DOOR TG6000 (78741)	EA	V										1	61
P F	6115-014-5544	SUPPORT ASSEMBLY, DOOR 13208E8974-1 (99193)	EA	1	REF	REF	REF	REF	REF	REF	REF	REF	REF		
P F	5310-680-7511	NUT, SELF-LOCKING: ARM ASSEMBLY TO MTG BOSS MS20364-1032 (96906)	EA	1	REF	REF	REF	REF	REF	REF	REF	REF	REF	1	62

(1) DMM CODE	(2) FEDERAL STOCK NUMBER	(3) DESCRIPTION REF. NUMBER & MFR. CODE	(4) USABLE ON CODE	(5) QTY INC IN UNIT	(6) 30-DAY DS MAINT ALLOWANCE			(7) 30-DAY GS MAINT ALLOWANCE			(8) 1-YR ALW PER 100 EQUIP CNTGY	(9) DEPOT MAINT ALW PER 100 EQUIP	(10) ILLUS- TRATION	
					(A)	(B)	(C)	(A)	(B)	(C)			(A)	(B)
					1-20	21-60	61-100	1-20	21-60	61-100			FIG. NO.	ITEM NO.
P F	5310-167-0801	WASHER, FLAT: ARM TO UPPER BRACKET SCREW AN960C10 (88044)	EA	2	REF	REF	REF	REF	REF	REF	REF	REF	1	63
P F	5305-282-8470	SCREW, MACHINE: DOOR SUPPORT ARM TO MTG BOSS AN525-10R18 (88044)	EA	1	*	*	*	*	*	*	1	*	1	64
P F	5310-167-0812	WASHER, FLAT: MTG BOSS TO ARM SCREW, HEAD END AN960C10L (88044)	EA	1	REF	REF	REF	REF	REF	REF	REF	REF	1	65
P F	6115-014-5546	BOSS: DOOR SUPPORT MTG 13208E8974-23 (99193)	EA	1	REF	REF	REF	REF	REF	REF	REF	REF	1	66
P F	5310-167-0834	WASHER, FLAT: DOOR MTG SCREW AN960-10L (88044)	EA	14	REF	REF	REF	REF	REF	REF	REF	REF	1	67
P F	5305-180-0012	SCREW, MACHINE: DOOR SUPPORT ARM TO UPPER BRACKET AN525-10R10 (88044)	EA	1	REF	REF	REF	REF	REF	REF	REF	REF	1	68
P F	5310-167-0812	WASHER, FLAT: ARM TO BRACKET MTG SCREW, HEAD END AN960C10L (88044)	EA	1	REF	REF	REF	REF	REF	REF	REF	REF	1	69
P F	5310-167-0801	WASHER, FLAT: MTG BOSS SCREW, THD, END AN960C10 (88044)	EA	1	REF	REF	REF	REF	REF	REF	REF	REF	1	70
P F	2835-014-4568	BRACKET ASSEMBLY: DOOR SUPPORT 13208E8974-7 (99193)	EA	1	REF	REF	REF	REF	REF	REF	REF	REF		
P F	5310-680-4273	NUT, SELF-LOCKING, PLATE: DOOR SUPPORT BRACKET NAS1023A3 (80205)	EA	1	REF	REF	REF	REF	REF	REF	REF	REF	1	71
XI		BRACKET: DOOR SUPPORT 13208E8974-17 (99193)	EA	1									1	72
P F	5320-850-5810	RIVET, SOLID: BRACKET NUT PLATE MTG MS20427H3-4 (96906)	EA	2	REF	REF	REF	REF	REF	REF	REF	REF	1	73
P F	5315-017-9200	PIN, SHOULDER, HEADLESS: DOOR SUPPORT 13208E8974-21 (99193)	EA	1	REF	REF	REF	REF	REF	REF	REF	REF	1	74
P F	5310-685-3744	WASHER, FLAT: ARM ASSEMBLY SHOULDER PIN, EACH END AN960C8 (88044)	EA	2	REF	REF	REF	REF	REF	REF	REF	REF	1	75
P F	5310-515-7449	WASHER, FLAT: ARM ASSEMBLY SHOULDER PIN, CENTER AN960C416L (88044)	EA	1	REF	REF	REF	REF	REF	REF	REF	REF	1	76
P F	6115-014-5547	ARM: DOOR SUPPORT 13208E8974-25 (99193)	EA	1	REF	REF	REF	REF	REF	REF	REF	REF	1	77
P F	5310-167-0812	WASHER, FLAT: ARM LOCK ASSEMBLY AN960C10L (88044)	EA	3	REF	REF	REF	REF	REF	REF	REF	REF	1	78
P F	5310-167-0814	WASHER, FLAT: LOCK ASSEMBLY TO ARM SPACER, TOP AN960C516L (88044)	EA	2	REF	REF	REF	REF	REF	REF	REF	REF	1	79
P F	6115-014-5545	SPACER, SLEEVE: DOOR SUPPORT 13208E8974-19 (99193)	EA	2	REF	REF	REF	REF	REF	REF	REF	REF	1	80

(1) SMM CODE	(2) FEDERAL STOCK NUMBER	(3) DESCRIPTION REF. NUMBER & MFR. CODE	(4) USABLE ON CODE	(5) QTY INC IN UNIT	(6) 30-DAY QS MAINT ALLOWANCE			(7) 30-DAY QS MAINT ALLOWANCE			(8) 1-YR ALW PER 100 EQUIP CNTGY	(9) DEPOT MAINT ALW PER 100 EQUIP	(10) ILLUS- TRATION	
					(A)	(B)	(C)	(A)	(B)	(C)			(A)	(B)
					1-20	21-60	61-100	1-20	21-60	61-100			FIG. NO.	ITEM NO.
P F	6115-014-5548	LOCK ASSEMBLY: DOOR SUPPORT 13208E8974-5 (99193)	EA	1	REF	REF	REF	REF	REF	REF	REF	REF	1	81
P F	2835-014-4566	ARM ASSEMBLY: DOOR SUPPORT 13208E8974-3 (99193)	EA	1	REF	REF	REF	REF	REF	REF	REF	REF	1	82
P F	5325-757-6862	STUD: ENCLOSURE RH DOOR FASTENER, CENTER BOTTOM 293511-3-320 (76530)	EA	1	REF	REF	REF	REF	REF	REF	REF	REF	1	83
P F	5307-757-6863	STUD: ENCLOSURE RH DOOR FASTENER, ENDS 293511-2-250 (76530)	EA	6	REF	REF	REF	REF	REF	REF	REF	REF	1	84
P F	5305-151-2782	SCREW, MACHINE, TRUSS HEAD: DOOR MTG AN526-1032-8 (88044)	EA	14	REF	REF	REF	REF	REF	REF	REF	REF	1	85
P F	6115-014-5514	RETAINER: ENCLOSURE RH SIDE DOOR ASSEMBLY 13207E3753-9 (99193)	EA	1	*	*	1	*	*	1	6	5	1	86
P F	5320-117-6883	RIVET, SOLID: SUPPORT ASSEMBLY BRACKET MTG MS20426AD5-6 (96906)	EA	4	REF	REF	REF	REF	REF	REF	REF	REF	1	87
P F	5320-117-6938	RIVET, SOLID: MTG SCREW NUT PLATE MTG MS20426AD3-4 (96906)	EA	28	REF	REF	REF	REF	REF	REF	REF	REF	1	88
P F	5310-623-5989	NUT, SELF-LOCKING, PLATE: ENCLOSURE DOOR MTG SCREW NAS1031A3 (80205)	EA	14	REF	REF	REF	REF	REF	REF	REF	REF	1	89
X2F		RIVET, SOLID: RH SIDE ENCLOSURE DOOR MS20426AD4-4 (96906)	EA	2									1	90
P F	5320-117-6826	RIVET, SOLID: RH SIDE ENCLOSURE DOOR MS20470AD4-4 (96906)	EA	47	REF	REF	REF	REF	REF	REF	REF	REF	1	91
P F	5315-449-2945	PIN: CROSS, ENCLOSURE RH DOOR FASTENERS 99836 (76530)	EA	7	REF	REF	REF	REF	REF	REF	REF	REF		
X2D		RIVET, SOLID - UNIVERSAL HEAD, ALUMINUM ALLOY: 3/16 IN. DIA, 11/16 IN. LG MS20470AD6-11 (96906)	EA	16									1	92
P D	2835-015-0277	COVER ASSEMBLY: REAR ENCLOSURE 13207E3785-5 (99193)	EA	1									2	
P F	6115-014-7650	DOOR, ACCESS: AC POWER PANEL 13208E8970-1 (99193)	EA	1	*	*	1	*	*	1	6	2		
P F	5315-449-2945	PIN: CROSS, ACCESS DOOR LATCHING STUD 99836 (76530)	EA	2	REF	REF	REF	REF	REF	REF	REF	REF	1	93
P F	5320-117-6950	RIVET, SOLID: HINGE TO PANEL MTG MS20426AD4-5 (96906)	EA	8	REF	REF	REF	REF	REF	REF	REF	REF	1	94
P F	5340-014-9461	HINGE: AC POWER PANEL ACCESS DOOR 1320838970-7 (99193)	EA	1	*	*	1	*	*	1	6	10	1	95
P F	5320-721-5211	RIVET, SOLID: PLATE TO PANEL MTG MS20470A4-6 (96906)	EA	22	*	*	*	*	*	*	1	*	1	96
X2F		WINDOW, OBSERVATION: ACCESS DOOR 13208E8970-9 (99193)	EA	1									1	97

(1) SMM CODE	(2) FEDERAL STOCK NUMBER	(3) DESCRIPTION REF. NUMBER & MFR. CODE	(4) USABLE OR CODE	(5) UNIT OR MESSAGE	(6) QTY INC OR UNIT	(8) 30-DAY QS MAINT ALLOWANCE			(7) 30-DAY QS MAINT ALLOWANCE			(9) 1-YR ALW PER 100 SQUP CMTSV	(10) DEPOT MAINT ALW PER 100 SQUP	(11) ILLU- STRATION	
						(A)	(B)	(C)	(A)	(B)	(C)			(A)	(B)
						1-30	31-60	91-100	1-30	31-60	91-100			Pg.	FIGS
P F	6115-014-7651	RUBBER, SPECIAL SHAPED SECTION: NEOPRENE, 0.487 IN. WIDE, 32 IN. LG, AC POWER PANEL DOOR SEAL 13207E3848-7 (99193)	EA	1	*	*	1	*	*	1	6	10	1	98	
X2F		PANEL: AC POWER PANEL ACCESS DOOR 13208E8970-5 (99193)	EA	1									1	99	
P F	5325-757-6860	STUD: ACCESS DOOR LATCHING 293511-3-270 (76530)	EA	2	*	*	1	*	*	1	6	20	1	100	
X1		RIVET, SOLID: REAR SKIN ASSEMBLY COVER NUT PLATE MTG MS20426AD3-4 (96906)	EA	24									1	101	
X1		NUT, SELF-LOCKING, PLATE: REAR SKIN NAS1031A3 (80205)	EA	12									1	102	
X1		COVER: REAR ENCLOSURE 13207E3785-13 (99193)	EA	1									1	103	
P D	6115-014-8149	PANEL ASSEMBLY: CENTER, REMOVABLE 13207E3771-1 (99193)	EA	1								10			
F D	5315-449-2945	PIN: CROSS, PANEL FASTENING STUD 99836 (76530)	EA	22								227	1	104	
P D	5325-432-9902	STUD: PANEL FASTENING 98292-2-250 (76530)	EA	22								90	1	105	
P D	6115-014-5597	TREAD: TOP CENTER REMOVABLE PANEL 13207E3771-19 (99193)	EA	2								10	1	106	
P D	6115-014-5602	TREAD: TOP CENTER REMOVABLE PANEL 13207E3771-21 (99193)	EA	1								9	1	107	
X2D		SCREW, MACHINE, TRUSS HEAD: PANEL MTG TO FRAME NUT PLATES AN526-1032-7 (88044)	EA	17									1	108	
X2D		WASHER, FLAT: PANEL TO FRAME MTG SCREWS AN960-10L (88044)	EA	17									1	109	
X2D		RETAINER: TOP CENTER REMOVALSE PANEL 13207E3771-17 (99193)	EA	1									1	110	
X2D		INSULATION: TOP CENTER REMOVABLE PANEL TG6000 (78741)	EA	V									1	111	
X2D		RIVET, SOLID: FRAME NUT PLATE MTG MS20426AD3-5 (96906)	EA	34									1	112	
X2D		NUT, SELF-LOCKING, PLATE NAS1031A3 (80205)	EA	17									1	113	
X2D		RIVET, SOLID: BRACKET TO -9 AND -11 ANGLES MS20470AD4-6 (96906)	EA	10									1	114	
X2D		RIVET, SOLID: BRACKET TO -7 AND -13 ANGLES MS20426AD4-6 (96906)	EA	24									1	115	
P D	6115-014-5603	BRACKET: TOP CENTER REMOVABLE PANEL 13207E3771-5 (99193)	EA	17								85	1	116	

(11) SMA CODE	(12) FEDERAL STOCK NUMBER	(13) DESCRIPTION REF. NUMBER & MFR. CODE	USABLE ON CODE	QTY REQ OR UNIT	(14) 30-DAY QS MAINT ALLOWANCE			(15) 30-DAY QS MAINT ALLOWANCE			(16) 1-YR ALW PER 100 SQUP ENTRY	(17) OSPT MAINT ALW PER 100 SQUP	(18) ILLU- STRATION	
					(A)	(B)	(C)	(A)	(B)	(C)			(A)	(B)
					1-30	31-60	61-100	1-30	31-60	61-100			FIG. NO.	FRONT SEL.
X2D		RIVET, SOLID: SKIN TO FRAME MTG MS20470AD6-8 (96906)	EA	174								1	117	
X2D		SKIN: TOP CENTER REMOVABLE PANEL 13207E3771-15 (99193)	EA	1								1	118	
X2D		PANEL ASSEMBLY 13207E3771-3 (99193)	EA	1								1	119	
P F	6115-014-5541	DOOR ASSEMBLY: RH SIDE, ENCLOSURE 13207E3753-1 (99193)	EA	1	*	*	1	*	*	1	6	5		
P D	6115-014-8157	PANEL ASSEMBLY, TOP, AFT 13207E3756-1 (99193)	EA	1								2		
X2D		ACCESS PANEL ASSEMBLY: FLAME 13207E3756-3 (99193)	EA	1										
P D	5315-449-2945	PIN: CROSS, FLAME TUBE ACCESS PANEL FASTENER STUD 99836 (76530)	EA	10								REF	1 120	
P D	5325-432-9904	STUD: FLAME TUBE ACCESS PANEL FASTENER 98292-3-290 (76530)	EA	10								50	1 121	
P D	6115-014-7626	THREAD: FLAME TUBE ACCESS PANEL 13207E3756-21 (99193)	EA	1								10	1 122	
P D	5320-117-6951	RIVET, SOLID: FLAME TUBE ACCESS PANEL FASTENER RECEPTACLE MTG MS20426AD4-6 (96906)	EA	20								*	1 123	
P D	5325-449-2967	RECEPTACLE: FLAME TUBE ACCESS PANEL FASTENER 99947P130 (76530)	EA	10								50	1 124	
X2D		PANEL: ACCESS, FLAME TUBE REMOVAL 13207E3756-9 (99193)	EA	1									1 125	
P D	5315-449-2945	PIN: CROSS, BOTTOM AND ENDS FASTENING STUDS 99836 (76530)	EA	10								REF	1 126	
P D	5325-432-9904	STUD: PANEL FASTENER, BOTTOM AND ENDS 98292-3-290 (76530)	EA	10								REF	1 127	
P D	6115-014-7623	TREAD: AFT TOP PANEL 13207E3756-19 (99193)	EA	1								10	1 128	
P D	6115-014-7624	TREAD: AFT TOP PANEL 13207E3756-20 (99193)	EA	1								10	1 129	
P D	5320-117-6951	RIVET, SOLID: FASTENER RECEPTACLE MTG TO FRAME ASSEMBLY MS20426AD4-6 (96906)	EA	10								REF	1 130	
P D	5325-449-2967	RECEPTACLE: FASTENER STUD TOP FRAME 99947P130 (76530)	EA	5								REF	1 131	
P D	5320-117-6853	RIVET, SOLID: AFT TOP PANEL SKIN TO FRAME MTG MS20470AD6-8 (96906)	EA	60								10	1 132	
X2D		SKIN: AFT TOP PANEL ASSEMBLY 13207E3756-7 (99193)	EA	1									1 133	

(1)	(2)	(3)	(4)	(5)	(6)			(7)			(8)	(9)	(10)				
					QTY REQ IN UNIT	30-DAY GS MAINT ALLOWANCE			30-DAY GS MAINT ALLOWANCE				1-YR ALW PER 100 SQUP CNTGY	DEPOT MAINT ALW PER 100 SQUP	(A)	(B)	
						1-30	31-60	61-100	1-30	31-60							61-100
P 0	6115-014-7625	SEAL, COMPRESSION CHANNEL 13207E3756-23 (99193)	EA	1								5	1	134			
X2D		FRAMF ASSEMBLY: APT TOP PANEL 13207E3756-5 (99193)	EA	1									1	135			
X2D		RIVET, SOLID MS20426AD3-6 (96906)	EA	14									1	136			
X2D		RIVET, SOLID MS20470AD6-8 (96906)	EA	390									1	137			
X2D		SKIN ASSEMBLY, REAR ENCLOSURE: GAS TURBINE ENGINE DRIVEN GENERATOR SET 13207E3785-3 (99193)	EA	1													
X2D		RIVET, SOLID: COVER MTG, NUT PLATE MTG MS20426AD3-4 (96906)	EA	4									1	138			
X2D		NUT, SELF-LOCKING, PLATE: REAR ENCLOSURE SKIN ASSEMBLY, COVER ASSEMBLY MTG NAS1031A3 (80205)	EA	22									1	139			
X2D		RIVET, SOLID: -3 SKIN ASSEMBLY TO DOUBLER TOP, BOTTOM AND ENDS MS20470AD4-5 (96906)	EA	48									1	140			
X2D		DOUBLER: REAR ENCLOSURE, TOP AND BOTTOM 13207E3785-7 (99193)	EA	2									1	141			
X2D		DOUBLER: REAR ENCLOSURE 13207E3785-9 (99193)	EA	2									1	142			
X2D		SKIN ASSEMBLY: REAR ENCLOSURE 13207E3785-11 (99193)	EA	1									1	143			
X2D		RIVET, SOLID MS20470AD6-9 (96906)	EA	56									1	144			
X2D		SKIN, TOP FORWARD 13207E3774 (99193)	EA	1									1	145			
P 0	6115-014-8071	BRACKET ASSEMBLY, PANEL LIGHT 13208E8972-1 (99193)	EA	3								15					
X1		RIVET, SOLID: PANEL LIGHT NUT PLATE MTG MS20426AD3-4 (96906)	EA	4									1	146			
X1		NUT, SELF-LOCKING, PLATE: PANEL LIGHT NUT PLATE NAS1031A3 (80205)	EA	2									1	147			
X1		BRACKET: PANEL LIGHT, LESS NUT PLATES 13208E8972-3 (99193)	EA	1									1	148			
X2D		RIVET, SOLID MS20470AD6-7 (96906)	EA	33									1	149			
X2D		SKIN, RIGHT REAR: GENERATOR SET ENCLOSURE 13213E4450-8 (99193)	EA	1									1	150			
X2D		SKIN, CENTER: GENERATOR SET ENCLOSURE 13213E4450-5 (99193)	EA	2									1	151			
X2D		SKIN ASSEMBLY: RIGHT FRONT, GENERATOR SET ENCLOSURES 13213E4450-9 (99193)	EA	1									1	152			

(1) SMB CODE	(2) FEDERAL STOCK NUMBER	(3) DESCRIPTION REF. NUMBER & MFR. CODE	(4) UNABLE ON CODE	(5) UNIT QTY INC IN UNIT	(6) 30-DAY DS MAINT ALLOWANCE			(7) 30-DAY OS MAINT ALLOWANCE			(8) 1-YR ALW PER 100 EQUIP CNTGY	(9) DEPOT MAINT ALW PER 100 EQUIP	(10) ILLUS- TRATION	
					(A)	(B)	(C)	(A)	(B)	(C)			(A)	(B)
					1-20	21-60	61-100	1-20	21-60	61-100			FIG NO.	ITEM NO.
X2D		SKIN, LEFT FRONT: GENERATOR SET ENCLOSURE 13213E4450-3 (99193)		EA	1								1	153
X2D		SKIN, LEFT REAR: GENERATOR SET ENCLOSURE 13213E4450-7 (99193)		EA	1								1	154
P D	5310-807-1469	NUT, SELF-LOCKING: SNAP FASTENER STUD LOCKING MS20364-1032C (96906)		EA	23							10	1	155
X2F		FASTENERS, SNAP, STYLE 1: SMALL HEX MACHINE SCREW BASE STUD, NO. 10-32 NF, 5/8 IN. LG. BLACK, UNDER LOWER PANEL 13208E8961-1, UPPER FRONT SKIN ASSEMBLY MS27977-228 (96906)		EA	23								1	156
X2D		WASHER, FLAT: EJECTOR MTG SCREW AN960C10L (88044)		EA	12								1	157
X2D		SCREW, MACHINE, FLAT HEAD ANS07C1032-8 (88044)		EA	4								1	158
X2D		RIVET, SOLID MS20426AD3-7 (96906)		EA	10								1	159
X2D		SKIN ASSEMBLY, UPPER FRONT, GENERATOR SET, ENCLOSURE 13207E3786-1 (99193)		EA	1								1	160
X2D		RIVET, SOLID: NUT PLATE MTG MS20426AD3-4 (96906)		EA	8								1	161
X2D		NUT, SELF-LOCKING, PLATE: UPPER FRONT SKIN TO FRAME MTG NAS1031A3 (80205)		EA	4								1	162
X2D		RIVET, SOLID: FASTENING STUD RECEPTACLE MTG MS20426AD4-5 (96906)		EA	4								1	163
P D	5325-449-2967	RECEPTACLE: FASTENING STUD 99947P130 (76530)		EA	2							REF	1	164
P D	6115-014-7249	BRACKET, ANGLE 13207E3798-1 (99193)		EA	1							2		
X2D		RIVET, SOLID: UPPER FRONT SKIN ASSEMBLY MTG MS20426AD6-8 (96906)		EA	518								1	165
X2D		RIVET, SOLID: PANEL ASSEMBLY FASTENER STUDS MS20426AD4-6 (96906)		EA	152								1	166
P D	5325-449-2967	RECEPTACLE, TURNLOCK 99947P130 (76530)		EA	60							REF	1	167
P D	6115-014-5605	RETAINER 13207E3809-3 (99193)		EA	3							30	1	168
P D	6115-014-5608	RETAINER 13207E3809-9 (99193)		EA	1							10	1	169
P D	6115-014-7482	RETAINER 13207E3809-29 (99193)		EA	2							20	1	170
P D	9540-014-5607	ALUMINUM ALLOY ANGLE 13207E3809-7 (99193)		EA	2							20	1	171
P D	6115-014-7438	RETAINER 13207E3809-11 (99193)		EA	1							10	1	172

(1) SNR CODE	(2) FEDERAL STOCK NUMBER	(3) DESCRIPTION REF. NUMBER & MFR. CODE	(4) USABLE ON CODE	(5) U N I T O F M E A S U R E M E N T	(6) 30-DAY QS MAINT ALLOWANCE			(7) 30-DAY QS MAINT ALLOWANCE			(8) 1-YR ALW PER 100 EQUIP CNTQV	(9) OSPOT MAINT ALW PER 100 EQUIP	(10) ILLUS- TRATION	
					(A)	(B)	(C)	(A)	(B)	(C)			(A)	(B)
					1-20	21-60	61-100	1-20	21-60	61-100			FIG. NO.	ITEM NO.
P D	6115-014-5606	RETAINER 13207E3809-5 (99193)		EA	1							10	1	173
P D	6115-014-7644	PANEL ASSEMBLY, LOUVER FRONT 13208E8961-1 (76530)		EA	17							REF	1	174
X2D		RIVET, SOLID MS20426AD6-7 (96906)		EA	37								1	175
X2D		RIVET, SOLID: FUEL PUMP PLATE NUT PLATES MTG MS20426AD3-5 (96906)		EA	16								1	176
X2D		NUT, SELF-LOCKING, PLATE: FUEL PUMP PLATE, BOTTOM AND UPPER CENTER NAS1031A3 (80205)		EA	4								1	177
X2D		NUT, SELF-LOCKING, PLATE: FUEL PUMP PLATE, TOP AND LOWER CENTER NAS1031A4 (80205)		EA	4								1	178
X2D		BRACKET: FUEL PUMP PLATE 13207E3798-3 (99193)		EA	1								1	179
X2D		WASHER, FLAT: LH AND RH DOOR HINGE MTG SCREWS AM960C10L (88044)		EA	30								1	180
X2D		RIVET, SOLID MS20426AD3-5 (96906)		EA	178								1	181
P D	6115-014-5549	SUPPORT ASSEMBLY, VOLTAGE DISTRIBUTION PANEL 13208E8978-1 (99193)		EA	1							2		
P D	5315-449-2945	PIN: CROSS, DOOR FASTENING STUD 99836 (76530)		EA	2							REF	1	182
P D	5325-432-9896	STUD: DOOR FASTENING 98292-2-190 (76530)		EA	2							10	1	183
X2D		RIVET, SOLID: DOOR FASTENING STUD RECEPTACLES, HINGE TO BOTTOM -23 ANGLE MS20426AD4-6 (96906)		EA	19								1	184
P D	6115-014-5550	DOOR ASSEMBLY: DISTRIBUTION PANEL 13208E8978-5 (99193)		EA	1							5		
X2D		RIVET, SOLID: HINGE MTG -13 PLATE MTG MS20426AD4-6 (96906)		EA	17								1	184
P D	5340-014-8493	HINGE: VOLTAGE DISTRIBUTION PANEL DOOR 13208E8978-19 (99193)		EA	1							10	1	185
X2D		PLATE: VOLTAGE DISTRIBUTION PANEL DOOR 13208E8978-13 (99193)		EA	2								1	186
X2D		PANEL: VOLTAGE DISTRIBUTION PANEL DOOR 13208E8978-7 (99193)		EA	1								1	187
P D	5325-449-2967	RECEPTACLE: DOOR LATCHING STUD 9947P130 (76530)		EA	2							REF	1	188
X2D		ANGLE: VOLTAGE DISTRIBUTION PANEL SUPPORT 13208E8978-15 (99193)		EA	2								1	189

(1) SNR CODE	(2) FEDERAL STOCK NUMBER	(3) DESCRIPTION REF. NUMBER & MFR. CODE	(4) USABLE ON CODE	(5) U N I T O F M E A S U R E	(6) QTY INC IN LWT	(8) 30-DAY QS MAINT ALLOWANCE			(7) 30-DAY QS MAINT ALLOWANCE			(9) 1-YR ALW PER 100 EQUIP CNTQTY	(10) DEPOT MAINT ALW PER 100 EQUIP	(11) ILLU- STRATION	
						(A)	(B)	(C)	(A)	(B)	(C)			(A)	(B)
						1-20	21-80	81-100	1-20	21-80	81-100			FIG. NO.	ITEM NO.
X2D		RIVET, SOLID: VOLTAGE DISTRIBUTION PANEL MTG, NUT PLATE MTG MS2046AD3-6 (96906)		EA	10									1	190
X2D		NUT, SELF-LOCKING, PLATE: VOLTAGE DISTRIBUTION PANEL MTG NAS1031A4 (80205)		EA	9									1	191
X2D		SUPPORT ASSEMBLY: VOLTAGE DISTRIBUTION PANEL, WELDED ASSEMBLY 13208E8978-3 (99193)		EA	1									1	192
P D	5310-655-6162	NUT, SELF-LOCKING, PLATE NAS696A3 (80205)		EA	8							10		1	193
P D	5310-680-4273	NUT, SELF-LOCKING, PLATE NAS1023A3 (80205)		EA	2							REF		1	194
X2D		RIVET, SOLID MS20470AD4-6 (96906)		EA	72									1	195
X2D		RUBBER, SPECIAL SHAPE 13208E8987-3 (99193)		EA	3									1	196
X2D		RUBBER, SPECIAL SHAPE 13208E8987-9 (99193)		EA	1									1	197
X2D		RUBBER, SPECIAL SHAPE 13208E8987-7 (99193)		EA	2									1	198
X2D		RUBBER, SPECIAL SHAPE 13208E8987-11 (99193)		EA	1									1	199
X2D		RUBBER, SPECIAL SHAPE 13208E8987-5 (99193)		EA	1									1	200
A F		ENCLOSURE ASSEMBLY: GAS TURBINE ENGINE DRIVEN GENERATOR SET 13213E4447-1 (99193)		EA	1									1	
P F	6115-014-7649	ADAPTER ASSEMBLY, EXHAUST TUBE, HEATER 13208E8967-1 (99193)		EA	1	*	*	1	*	*	1	6	2	1	
P D	6115-014-5595	BOX ASSEMBLY ELECTRICAL, COMPONENT, GENERATOR SET, ENCLOSED 13207E3762-1 (99193)		EA	1								2	1	201
P D	5320-117-6938	RIVET, SOLID: FASTENER STUD RECEPTACLE MTG MS20426AD3-4 (96906)		EA	4								REF	1	202
P D	5325-291-0388	RECEPTACLE: FASTENER STUD 99833P130 (76530)		EA	2								10	1	203
P D	5306-150-9527	BOLT, MACHINE: VOLTAGE DISTRIBUTION PANEL SUPPORT ASSEMBLY MTG AN3C5A (88044)		EA	4								10	1	204
P D	6115-014-7439	ANGLE: SEAL BACK-UP RETAINER 13207E3809-13 (99193)		EA	1								10	1	205
P D	6115-014-7464	ANGLE: SEAL BACK-UP RETAINER 13207E3809-15 (99193)		EA	1								10	1	206
P D	6115-014-7480	ANGLE: SEAL BACK-UP RETAINER 13207E3809-17 (99193)		EA	1								10	1	207
P D	6115-014-7481	ANGLE: SEAL BACK-UP RETAINER 13207E3809-27 (99193)		EA	1								10	1	208

(11) SNR CODE	(12) FEDERAL STOCK NUMBER	(13) DESCRIPTION REF. NUMBER & MFR. CODE	(14) UNITS ON CODE	(15) UNIT OF MEAS	(16) 30-DAY QS MAINT ALLOWANCE			(17) 30-DAY QS MAINT ALLOWANCE			(18) 1-YR ALW PER 100 EQUIP CNTGY	(19) DEPOT MAINT ALW PER 100 EQUIP	(20) ILLUS- TRATION		
					(A)	(B)	(C)	(A)	(B)	(C)			(A)	(B)	
					1-20	21-60	61-100	1-20	21-60	61-100			FIG. NO.	ITEM NO.	
P D	5306-151-1426	BOLT, MACHINE AN4-6A (88044)	EA	5								10	1	209	
P D	5340-014-7647	BRACKET: MTG VOLTAGE REGULATOR 13208E8963 (99193)	EA	1								2	1	210	
P D	5320-117-6939	RIVET, SOLID: TERMINAL BOARD MTG, NUT PLATE MTG MS20426AD3-5 (96906)	EA	4								20	1	211	
P D	2835-014-4576	BRACKET ASSEMBLY, TERMINAL BOARD 13208E8983-1 (99193)	EA	1								2			
P F	5310-623-5989	NUT, SELF-LOCKING, PLATE: TERMINAL BOARD MTG NAS1031A3 (80205)	EA	2	REF	REF	REF	REF	REF	REF	REF	REF	REF	1	212
X1		BRACKET DOUBLE ANGLE: TERMINAL BOARD, LESS NUT PLATES 13208E8983-3 (99193)	EA	1										1	213
P F	5320-117-6938	RIVET, SOLID: HEATER EXHAUST TUBE BRACKET NUT PLATE MTG MS20426AD3-4 (96906)	EA	4	REF	REF	REF	REF	REF	REF	REF	REF	REF	1	214
P F	5310-623-5989	NUT, SELF-LOCKING, PLATE: HEATER EXHAUST TUBE BRACKET NAS1031A3 (80205)	EA	2	REF	REF	REF	REF	REF	REF	REF	REF	REF	1	215
X1		ADAPTER ASSEMBLY: HEATER EXHAUST TUBE, LESS NUT PLATES 13208E8967-3 (99193)	EA	1										1	216
P D	6115-014-7632	SUPPORT ASSEMBLY, BATTERY BOX 13208E8948-1 (99193)	EA	1								2			
X20		NUT, PLAIN, WING: BATTERY BOX RETAINER AN350-5 (88044)	EA	4										1	217
X20		WASHER, FLAT: BATTERY BOX WIRE NUTS AN960C516 (88044)	EA	4										1	218
X20		RIVET, SOLID: ROD RETAINER TO -7 ANGLE, 7 EA SIDE MS20427M5-8 (96906)	EA	14										1	219
P D	6115-015-7635	RETAINER: BATTERY BOX 13208E8948-25 (99193)	EA	2								10	1	220	
P D	6115-014-7633	ROD: BATTERY BOX 13208E8948-23 (99193)	EA	2								10	1	221	
X20		SUPPORT ASSEMBLY: BATTERY BOX 13208E8948-3 (99193)	EA	1										1	222
X20		RIVET, SOLID MS20470AD5-7 (96906)	EA	9										1	223
X20		RIVET, SOLID MS20426AD5-7 (96906)	EA	8										1	224
P D	2835-014-4570	BRACKET ASSEMBLY, FAIRLEAD BLOCK 13208E8982-1 (99193)	EA	1								2			
P D	6115-872-7776	BRACKET ASSEMBLY, LOAD ANTICIPATOR 13208E8977-2 (99193)	EA	1								2	1	225	

(1) SMR CODE	(2) FEDERAL STOCK NUMBER	(3) DESCRIPTION REF. NUMBER & MFR. CODE	(4) USABLE ON CODE	(5) UNIT OF MEAS URE	(6) QTY INC IN UNIT	(8) 30-DAY QS MAINT ALLOWANCE			(7) 30-DAY QS MAINT ALLOWANCE			(8) 1-YR ALW PER 100 EQUIP CNTGY	(9) DEPOT MAINT ALW PER 100 EQUIP	(10) ILLUS- TRATION	
						(A)	(B)	(C)	(A)	(B)	(C)			(A)	(B)
						1-20	21-60	61-100	1-20	21-60	61-100			FIG NO.	ITEM NO.
X1		RIVET, SOLID: LOAD ANTICIPATOR BRACKET NUT PLATE MTG MS20426AD3-5 (96906)		EA	24									1	226
X1		NUT, SELF-LOCKING, PLATE: LOAD ANTICIPATOR BRACKET NAS1031A3 (80205)		EA	12									1	227
X1		RIVET, SOLID: FAIRLEAD BLOCK MTG NUT PLATE MS20426AD3-6 (96906)		EA	4									1	228
X1		NUT, SELF-LOCKING, PLATE: FAIRLEAD BLOCK MTG NAS1031A3 (80205)		EA	4									1	229
X1		RIVET, SOLID: NUT PLATE ANGLE MTG TO -3 BASE ANGLE MS20470AD6-7 (96906)		EA	4									1	230
X1		ANGLE: FAIRLEAD BLOCK BRACKET, LEFT HAND SIDE 13208E8982-5 (99193)		EA	1									1	231
X1		ANGLE: FAIRLEAD BLOCK BRACKET, RIGHT HAND SIDE 13208E8982-7 (99193)		EA	1									1	232
X1		ANGLE: FAIRLEAD BLOCK BRACKET, BOTTOM 13208E8982-3 (99193)		EA	1									1	233
P D	5310-680-6275	NUT, SELF-LOCKING, PLATE NAS1032A3 (80205)		EA	4									1	234
P D	2835-015-0278	RPACKET ASSEMBLY, MOUNTING, ELECTRICAL COMPONENTS 13207E3787-1 (99193)		EA	1							2		1	235
X1		RIVET, SOLID: BRACKET MS20470AD4-4 (96906)		EA	5									1	236
X1		RIVET, SOLID: SUPPORT TO BRACKET MS20426AD4-5 (96906)		EA	5									1	237
X1		RIVET, SOLID: ELECTRICAL COMPONENTS MTG, NUT PLATE MTG MS20426AD3-4 (96906)		EA	38									1	238
X1		NUT, SELF-LOCKING, PLATE: ELECTRICAL COMPONENTS MTG NAS1031A3 (80205)		EA	19									1	239
X1		BRACKET: ELECTRICAL COMPONENTS MTG 13207E3787-5 (99193)		EA	1									1	240
P D	5310-623-5989	NUT, SELF-LOCKING, PLATE NAS1031A3 (80205)		EA	43							REF		1	241
P D	6115-014-7483	SUPPORT, RIGHT HAND: FIREWALL ASSEMBLY 13208E8985-5 (99193)		EA	1							2		1	242
P D	6115-014-5551	SUPPORT, LEFT HAND: FIREWALL ASSEMBLY 13208E8985-3 (99193)		EA	1							2		1	243
X2F		ELROW ASSEMBLY, ACCESS, FUEL FILL 13207E3799-1 (99193)		EA	1									1	244
X1		RIVET, SOLID: 5 PANEL TO -3 PLATE MS20470AD5-5 (96906)		EA	4									1	245

(1) SNR CODE	(2) FEDERAL STOCK NUMBER	(3) DESCRIPTION REF. NUMBER & MFR. CODE	(4) USABLE ON CODE	(5) UNIT OF MEAS URE	(6) QTY INC IN UNIT	(8) 30-DAY DS MAINT ALLOWANCE			(7) 30-DAY GS MAINT ALLOWANCE			(9) 1-YR ALW PER 100 EQUIP CNTGY	(10) DEPOT MAINT ALW PER 100 EQUIP	(11) ILLUS- TRATION		
						(A)	(B)	(C)	(A)	(B)	(C)			(A)	(B)	
						1-20	21-80	81-100	1-20	21-80	81-100			FIG. NO.	ITEM NO.	
X1		PLATE: FUEL FILL ACCESS ELBOW 13207E3499-3 (99193)		EA	1									1	246	
P D	5310-582-8167	NUT, SELF-LOCKING, PLATE NAS1031A4 (80205)		EA	19								10	1	247	
X20		PIN, COTTER MS24665-151 (96906)		EA	4									1	248	
X20		WASHER, FLAT AN960C416 (88044)		EA	9									1	249	
X20		PIN, STRAIGHT, HEADED MS20392-3C75 (96906)		EA	4									1	250	
P F	6115-014-5513	MOIST ASSEMBLY, GENERATOR SET 13207E3738-1 (99193)		EA	4	*	1	1	*	1	1	12	20	1	251	
P D	2835-014-4554	HOUSING ASSEMBLY, MOIST: ENCLOSED GENERATOR SET 13207E3739-3 (99193)		EA	2								4	1	252	
P D	2835-014-4555	HOUSING ASSEMBLY, LEFT HAND: ENCLOSED GENERATOR SET MOIST 13207E3739-5 (99193)		EA	1								2	1	253	
P F	5320-117-6938	RIVET, SOLID: LH HOUSING ASSEMBLY, NUT PLATE MTG MS20426AD3-4 (96906)		EA	4	REF	REF	REF	REF	REF	REF	REF	REF	1	254	
P D	5310-623-5989	NUT, SELF-LOCKING, PLATE: HOUSING ASSEMBLY, NUT PLATE MTG NAS1031A3 (80205)		EA	2								REF	1	255	
P D	2835-014-4556	HOUSING ASSEMBLY, RIGHT HAND, ENCLOSED GENERATOR SET MOIST 13207E3739-6 (99193)		EA	1								2	1	256	
P D	5320-117-6938	RIVET, SOLID: RH HOUSING ASSEMBLY NUT PLATE MTG MS20426AD3-4 (96906)		EA	4								REF	1	257	
P D	5310-623-5989	NUT, SELF-LOCKING, PLATE, RH HOUSING ASSEMBLY NAS1031A3 (80205)		EA	2								REF	1	258	
P F	5340-014-5515	CLIP, ACCESS DOOR 13207E3821 (99193)		EA	1	*	*	1	*	*	1	6	10	1	259	
X20		RIVET, SOLID: DOOR GUIDE TO SKIN MTG MS20426AD5-7 (96906)		EA	16										1	260
P D	6115-014-7154	GUIDE, DOOR: GENERATOR SET BASE ENCLOSURE 13207E3778-7 (99193)		EA	2								20	1	261	
P D	6115-014-5604	GUIDE, DOOR: GENERATOR SET BASE ENCLOSURE 13207E3778-5 (99193)		EA	2								20	1	262	
P D	6115-014-7172	DOOR: GENERATOR SET BASE ENCLOSURE 13207E3778-9 (99193)		EA	1								5	1	263	
X20		RIVET, SOLID: -11 BRACKET TO SKIN MTG MS20426AD2-4 (96906)		EA	8										1	264
P D	2835-015-0276	BRACKET ASSEMBLY: ELECTRICAL COMPONENTS 13207E3837-7 (99193)		EA	2								10			
X20		RIVET, SOLID: NUT PLATE MTG MS20426AD3-4 (96906)		EA	2										1	265

(11) SMR CODE	(12) FEDERAL STOCK NUMBER	(13) DESCRIPTION REF. NUMBER & MFR. CODE	(14) USABLE ON CODE	(15) QTY INC IN UNIT	(16) 30-DAY QS MAINT ALLOWANCE			(17) 30-DAY QS MAINT ALLOWANCE			(18) 1-YR ALW PER 100 EQUIP CNTGY	(19) DEPOT MAINT ALW PER 100 EQUIP	(20) ILLUS- TRATION	
					(A)	(B)	(C)	(A)	(B)	(C)			(A)	(B)
					1-20	21-80	81-100	1-20	21-80	81-100			FIG. NO.	ITEM NO.
X2D		NUT, SELF-LOCKING, PLATE: -11 BRACKET ASSEMBLY NAS1031A3 (80205)	EA	1									1	266
X2D		PLATE: BRACKET (FOR 13207E3037-11 BRACKET) 13207E3037-19 (99193)	EA	1									1	267
P D	2835-015-0275	BRACKET ASSEMBLY MOUNTING: ELECTRICAL COMPONENTS 13207E3037-11 (99193)	EA	2								10	1	268
X2D		RIVET, SOLID: NUT PLATE HTG MS20426AD3-4 (96906)	EA	2										
X2D		PLATE: BRACKET (FOR 13207E3037-7 BRACKET) 13207E3037-13 (99193)	EA	1										
X2D		NUT, SELF-LOCKING, PLATE: -7 BRACKET ASSEMBLY NAS1031A3 (80205)	EA	1										
P D	5310-801-642R	NUT, SELF-LOCKING, PLATE NAS1027A3 (80205)	EA	22								10	1	269
X2D		NUT, SELF-LOCKING, PLATE, ONE LUG, FLOATING, REGULAR HEIGHT: 1/4-28 UNF NAS1032A4 (80205)	EA	10									1	270
P D	6115-872-7777	FRAME ASSEMBLY, WELDED, GENERATOR SET ENCLOSED 13213E4440-1 (99193)	EA	1								2	1	271
P D	5310-903-2552	NUT, SELF-LOCKING, PLATE NAS1027A4 (80205)	EA	1								10		
P D	5310-814-7740	NUT, SELF-LOCKING, PLATE NAS1031A6 (80205)	EA	V								10		
X2D		SKIN ASSEMBLY, GENERATOR SET 13207E3770-1 (99193)	EA	1										
X2D		RIVET, SOLID MS20426AD3-4 (96906)	EA	8										
X2D		RIVET, SOLID MS20426AD5-4 (96906)	EA	8										
X2D		RIVET, SOLID MS20470AD6-6 (96906)	EA	2										
X2D		RIVET, SOLID - UNIVERSAL HEAD, ALUMINUM ALLOY: 3/16 IN. DIA, 5/16 IN. LG MS20470AD6-5 (96906)	EA	4										
X2D		RIVET, SOLID MS20470AD3-6 (96906)	EA	17										
		GROUP 02-SCREEN ASSEMBLY AND FIREWALL												
P D	5305-141-4883	SCREW, MACHINE: COMPRESSOR AND FAN INLET SCREEN HTG AN507C1032-8 (88044)	EA	2	*	*	*	*	*	*	1	*	2	1
P D	5305-271-8216	SCREW, MACHINE: COMPRESSOR AND FAN INLET PLENUM SCREEN HTG AN507-1032-10 (88044)	EA	23	*	*	*	*	*	*	1	*	2	2
P D	2835-630-3965	SCREEN, AIR: COMPRESSOR AND FAN INLET 372593 (99193)	EA	1	*	*	1	*	*	1	6	10	2	3

QMR CODE	FEDERAL STOCK NUMBER	DESCRIPTION REF. NUMBER & MFR. CODE	UNABLE ON CODE	QTY INC IN UNIT	30-DAY DE MAINT ALLOWANCE			30-DAY GS MAINT ALLOWANCE			1-YR ALW PER 100 EQUIP CNTGY	DBPOT MAINT ALW PER 100 EQUIP	ILLU- STRATION	
					(A)	(B)	(C)	(A)	(B)	(C)			(A)	(B)
					1-30	21-60	61-100	1-30	21-60	61-100			Pg.	ITEM NO.
P F	2835-305-4938	GASKET: COMPRESSOR INLET PLENUM 75556 (70210)	EA	V	1	1	2	1	1	2	24	100	2	4
P F	6115-633-3404	GASKET: FAN INLET PLENUM 75555 (70210)	EA	V	1	1	2	1	1	2	24	100	2	5
P F	5305-151-0028	SCREW, MACHINE: FIREWALL MTG AN526C1032-9 (88044)	EA	22	•	•	•	•	•	•	1	•	3	1
P F	6115-014-3478	FIREWALL ASSEMBLY: UPPER 13208E8985-9 (99193)	EA	1	•	•	1	•	•	1	6	5	3	
P F	5320-117-6839	RIVET, SOLID MS20470AD5-6 (96906)	EA	24	x	x	x	x	x	x	1	x	3	2
X2F		TUBE ASSEMBLY: FIREWALL 13208E8985-37 (99193)	EA	1									3	3
P F	5320-117-6041	RIVET, SOLID MS20470AD5-8 (96906)	EA	16	•	•	•	•	•	•	1	•	3	4
P F	5320-117-6951	RIVET, SOLID MS20426AD5-6 (96906)	EA	3	REF	REF	REF	REF	REF	REF	REF	REF	3	5
X2F		SEAL ASSEMBLY: FIREWALL 13208E8985-43 (99193)	EA	1										
P F	5320-117-6843	RIVET, SOLID MS20470AD5-10 (96906)	EA	32	x	x	x	x	x	x	1	x	3	6
X2F		RETAINER: SEAL 13208E8985-15 (99193)	EA	1									3	7
X2F		RETAINER: FIREWALL 13208E8985-53 (99193)	EA	1									3	8
X2F		RING ASSEMBLY: FIREWALL SEAL 13208E8985-45 (99193)	EA	1									3	9
X2F		SEAL: FIREWALL 13208E8985-51 (99193)	EA	1									3	10
X2F		SEAL: FIREWALL 13208E8985-57 (99193)	EA	1									3	11
X2F		ANGLE: FIREWALL 13208E8985-33 (99193)	EA	1									3	12
X2F		SEAL: FIREWALL 13208E8985-31 (99193)	EA	1									3	13
X2F		PANEL: FIREWALL 13208E8985-29 (99193)	EA	1									3	14
P F	5320-117-6839	RIVET, SOLID MS20470AD5-6 (96906)	EA	21	REF	REF	REF	REF	REF	REF	REF	REF	3	15
P F	5320-117-6840	RIVET, SOLID MS20470AD5-7 (96906)	EA	1	•	•	•	•	•	•	1	•	3	16
P F	5320-117-6939	RIVET, SOLID MS20426AD3-5 (96906)	EA	6	REF	REF	REF	REF	REF	REF	REF	REF	3	17
P F	5310-623-3909	NUT, SELF-LOCKING: PLATE, TWO LUG, FLOATING, REGULAR HEIGHT NAS1031A3 (80205)	EA	3	REF	REF	REF	REF	REF	REF	REF	REF	3	18
X2F		SPLICE PLATE, LEFT HAND: FIREWALL 13208E8985-13 (99193)	EA	1									3	19
P F	5320-117-6883	RIVET, SOLID MS20426AD4-6 (96906)	EA	3	REF	REF	REF	REF	REF	REF	REF	REF	3	20

(1) BMR CODE	(2) FEDERAL STOCK NUMBER	(3) DESCRIPTION REF. NUMBER & MFR. CODE	(4) U S A B L E O N C O D E	(5) U N I T O F M E A S U R E S	(6) QTY INC IN LNWT	(8) 30-DAY DE MAINT ALLOWANCE			(7) 30-DAY OS MAINT ALLOWANCE			(9) 1-YR ALW PER 100 EQUP CNTQY	(10) OS POT MAINT ALW PER 100 EQUP	(11) ILLU- STRATION	
						(A)	(B)	(C)	(A)	(B)	(C)			(A)	(B)
						1-20	21-60	61-100	1-20	21-60	61-100			FIG. NO.	ITEM NO.
P F	6115-014-5477	FIREWALL ASSEMBLY, LOWER 13208E8985-7 (99193)		EA	1	0	0	1	0	0	1	6	10	3	
P F	5330-014-8444	SEAL ASSEMBLY: FIREWALL 13208E8985-17 (99193)		EA	1	0	1	1	0	1	1	12	5		
P F	5320-117-6843	RIVET, SOLID MS20470AD5-10 (96906)		EA	25									3	21
X2F		RETAINER: FIREWALL 13208E8985-27 (99193)		EA	1									3	22
X2F		RETAINER: FIREWALL 13208E8985-53 (99193)		EA	1									3	23
X2F		RING ASSEMBLY: FIREWALL 13208E8985-19 (99193)		EA	1									3	24
X2F		SEAL: FIREWALL 13208E8985-25 (99193)		EA	1									3	25
X2F		SEAL: FIREWALL 13208E8985-51 (99193)		EA	1									3	26
X2F		PANEL: FIREWALL 13208E8985-11 (99193)		EA	1									3	27
		GROUP 03-ENGINE AND ENGINE STAND													
X2F		CLAMP, HOSE: GENERATOR, AIR DUCT, DISCHARGE 05100M645 (08484)		EA	2									4	1
P F	4720-014-7679	HOSE, AIR DUCT: COOLING AIR DISCHARGE, GENERATOR 13207E3749 (99193)		EA	1	0	1	1	0	1	1	12	20	4	2
X2F		CLAMP, HOSE: GENERATOR AIR DUCT INLET AT FAN END 05100M645 (08484)		EA	1									4	3
X2F		CLAMP, HOSE: GENERATOR, AIR DUCT, INLET AT GENERATOR END 05100M645 (08484)		EA	1									4	4
P F	4720-021-1346	HOSE, AIR DUCT, INLET, GENERATOR 13207E3750 (99193)		EA	1	0	1	1	0	1	1	12	20	4	5
X2F		BOLT, MACHINE, AIRCRAFT: 3/8-24 UNF, 1-21/64 IN. LG, GENERATOR EXHAUST CHAMBER MTG AN6-12A (88044)		EA	2									4	6
X2F		WASHER, FLAT: GENERATOR EXHAUST CHAMBER MTG BOLT AN960-616 (88044)		EA	4									4	7
P O	6115-014-5635	CHAMBER ASSEMBLY, EXHAUST, GENERATOR COOLING AIR 13208E8944-1 (99193)		EA	1								2		
X2D		SNELL ASSEMBLY, GENERATOR COOLING AIR EXHAUST CHAMBER, OPPOSITE TUBE HALF 13208E8944-17 (99193)		EA	1									4	8
X2D		SNELL ASSEMBLY: GENERATOR COOLING AIR EXHAUST CHAMBER, TUBE HALF FAN 13208E8944-3 (99193)		EA	1									4	9

(1) DNR CODE	(2) FEDERAL STOCK NUMBER	(3) DESCRIPTION REF. NUMBER & MFR. CODE	(4) USABLE ON CODE	(5) U N I T O F M E A S U R E S	(6) QTY INC IN UNIT	(8) 30-DAY OS MAINT ALLOWANCE			(7) 30-DAY OS MAINT ALLOWANCE			(9) 1-YR ALW PER 100 EQUIP CNTD	(10) OS POT MAINT ALW PER 100 EQUIP	(11) ILLU- STRATION		
						(A)	(B)	(C)	(A)	(B)	(C)			(A)	(B)	
						1-30	21-30	31-100	1-30	21-30	31-100			FIG. NO.	ITEM NO.	
XZF		SCREW, MACHINE: GENERATOR EXHAUST COOLING AIR CHAMBER FLANGE AN526C1032-8 (88044)		EA	4											
XZF		NUT, SELF-LOCKING, PLATE: GENERATOR EXHAUST COOLING AIR CHAMBER FLANGE NAS1031A3 (80205)		EA	4											
XZF		RIVET, SOLID: GENERATOR EXHAUST COOLING AIR CHAMBER FLANGE NUT PLATE MTG MS20426AD3-4 (96906)		EA	8											
XZF		WASHER, FLAT: EXHAUST COOLING AIR CHAMBER FLANGE SCREW AN960C10L (88044)		EA	4											
XZF		NUT, SELF-LOCKING, HEXAGON: GENERATOR MTG MS21042-6 (96906)		EA	12									4	10	
P F	5306-182-2016	BOLT, MACHINE: ENGINE STAND MTG, LM SIDE AN4H5A (88044)		EA	2	*	*	*	*	*	*	1	*	4	11	
P F	5310-167-0820	WASHER, FLAT: ENGINE STAND MTG BOLT, BOTH SIDES AN960-516 (88044)		EA	4	*	*	*	*	*	*	1	*	4	12	
P F	5306-182-2027	BOLT, MACHINE: ENGINE STAND MTG, RIGHT SIDE, UPPER NASH10A (88044)		EA	1	*	*	*	*	*	*	1	*	4	13	
P F	5306-180-2670	BOLT, MACHINE: ENGINE STAND MTG, RIGHT SIDE, LOWER AN5M20A (88044)		EA	1	*	*	*	*	*	*	1	*	4	14	
P FT	2835-997-4326	ENGINE ASSEMBLY 378518-1 (99193)		EA	1	*	*	1	*	*	1	6	*	4	15	
P F	5306-722-0393	BOLT, MACHINE: AIRCRAFT, OIL PRESSURE SWITCH CLIP, TOP, IGNITION UNIT MTG BRACKET AN3-4A (88044)		EA	5	*	*	*	*	*	*	1	*			
P F	5306-384-4934	BOLT, MACHINE: AIRCRAFT FRONT HOIST BRACKET MTG AN6CH6A (88044)		EA	2	*	*	*	*	*	*	1	*			
P F	2835-886-1151	BRACKET: FRONT HOIST 371693-1 (99193)		EA	1	*	*	1	*	*	1	6	5			
P F	5310-183-4355	WASHER, FLAT: FRONT HOIST BRACKET MTG AN960C616L (88044)		EA	2	*	*	*	*	*	*	1	*			
P F	5306-151-1427	BOLT, MACHINE: ENGINE STAND ASSY TO FRAME MTG AN4-3A (88044)		EA	14	*	*	*	*	*	*	1	*	5	1	
P F	5310-275-9922	WASHER, FLAT: ENGINE STAND ASSY TO FRAME MTG AN960-416 (88044)		EA	14	*	*	*	*	*	*	1	*	5	2	
P F	6115-014-5476	STAND ASSEMBLY: GAS TURBINE ENGINE 13208E8941-1 (99193)		EA	1	*	*	1	*	*	1	6	2	6		
P F	5315-011-9120	PIN, COTTER MS24665-287 (96906)		EA	1	*	*	*	*	*	*	1	*	6	1	
P F	5310-282-4405	NUT, SLOTTED HEAD AN150435 (88044)		EA	1	*	*	*	*	*	*	1	*	6	2	
P F	5310-183-4355	WASHER, FLAT AN960-616L (88044)		EA	1	REF	REF	REF	REF	REF	REF	REF	REF	6	3	

(1) SMR CODE	(2) FEDERAL STOCK NUMBER	(3) DESCRIPTION REF. NUMBER & MFR. CODE	(4) USABLE ON CODE	(5) QTY INC IN UNIT	(6) 30-DAY DS MAINT ALLOWANCE			(7) 30-DAY GS MAINT ALLOWANCE			(8) 1-YR ALW PER 100 EQUIP CNTGY	(9) DEPOT MAINT ALW PER 100 EQUIP	(10) ILLUS- TRATION		
					(A)	(B)	(C)	(A)	(B)	(C)			(A)	(B)	
					1-20	21-80	81-100	1-20	21-80	81-100			FIG NO.	ITEM NO.	
P F	5306-151-1339	BOLT, MACHINE AN6-12 (88044)	EA	1	•	•	•	•	•	•	1	•	6	4	
X2F		FITTING ASSEMBLY 13208E8941-67 (99193)	EA	1									6	5	
X1		STAND ASSEMBLY 13208E8941-3 (99193)	EA	1									6	6	
		GROUP 04-WIRING HARNESS AND IGNITER PLUG													
P O	5310-167-0834	WASHER, FLAT: HARNESS CLAMP TO PRESSURE SWITCH AN960-10L (88044)	EA	2	REF	REF	REF	REF	REF	REF	REF	REF	REF	7	1
P O	5340-576-8210	CLAMP, LOOP: FOR 1/4 IN. TUBE, ALUMINUM, HARNESS TO BRACKET MTG TA171804T (99193)	EA	2	•	•	•	•	•	•	1	•	7	2	
P O	5310-167-0834	WASHER, FLAT: HARNESS CLAMP TO INLET PLENUM AN960-10L (88044)	EA	2	REF	REF	REF	REF	REF	REF	REF	REF	REF	7	3
P O	5340-726-4426	CLAMP, LOOP: HARNESS MTG TO FUEL SOLENOID, INLET PLENUM, THERMOSTAT BY-PASS LINE, AND ACCESS OIL LINE TA171805T (99193)	EA	6	•	•	•	•	•	•	1	•	7	4	
P O	5310-167-0834	WASHER, FLAT: HARNESS CLAMP TO THERMOSTAT BY-PASS LINE AN960-10L (88044)	EA	2	REF	REF	REF	REF	REF	REF	REF	REF	REF	7	5
X2O		SCREW, SELF-LOCKING, FILLISTER HEAD: NO. 10-24 UNC, 1/4 IN. LG, CRES 655-533-9005 (99193)	EA	1									7	6	
X2O		BRACKET: SUPPORT CLAMP, FOR ONE HOLE MTG, HARNESS MTG, TO INLET PLENUM AN743-12 (88044)	EA	1									7	7	
P O	5306-722-0393	BOLT, MACHINE: HARNESS MTG CLAMP TO INLET PLENUM AN3-4A (88044)	EA	1	REF	REF	REF	REF	REF	REF	REF	REF	REF	7	8
P O	5340-576-8207	CLAMP, LOOP: HARNESS MTG TO OIL PRESSURE SWITCH TA17180105T (99193)	EA	1	•	•	•	•	•	•	1	•	7	9	
P O	5310-088-0551	NUT, SELF-LOCKING MS20369-440 (96906)	EA	4	•	•	•	•	•	•	1	•	7	10	
P O	5310-167-0815	WASHER, FLAT AN960-4 (88044)	EA	4	•	•	•	•	•	•	1	•	7	11	
P O	5305-151-2919	SCREW, MACHINE, FILLISTER HEAD AN500-4-7 (88044)	EA	4	•	•	•	•	•	•	1	•	7	12	
P F	2835-872-7764	WIRING HARNESS ASSEMBLY: ENGINE CONTROL PANEL 695054-1 (99193)	EA	1	•	•	1	•	•	1	6	5	7	13	
P O	5325-174-5315	GROMMET, RUBBER: THERMOCOUPLE LEAD MS35489-7 (96906)	EA	1	•	•	•	•	•	•	1	•	7	14	
P O	2835-757-6810	LEAD ELECTRICAL: IGNITER PLUG 76078-31 (99193)	EA	1	•	1	1	•	1	1	12	10	7	15	

(1) SNR CODE	(2) FEDERAL STOCK NUMBER	(3) DESCRIPTION REF. NUMBER & MFR. CODE	(4) USABLE ON CODE	(5) UNIT OF MEAS URE	(6) QTY INC IN UNIT	(8) 30-DAY DS MAINT ALLOWANCE			(7) 30-DAY GS MAINT ALLOWANCE			(9) 1-YR ALW PER 100 EQUIP CNTGY	(10) DEPOT MAINT ALW PER 100 EQUIP	(11) ILLUS- TRATION	
						(A)	(B)	(C)	(A)	(B)	(C)			(A)	(B)
						1-20	21-40	41-100	1-20	21-40	41-100			FIG NO.	ITEM NO.
P O	5325-263-6651	GROMMET, RUBBER MS35489-12 (96906)		EA	1	*	*	*	*	*	*	1	*	7	16
		GROUP 05-GOVERNOR LOAD CONTROL													
X2F		SCREW, MACHINE: CT4 AND CT5 MTG AN526-1032-8 (88044)		EA	8									8	1
X2F		WASHER, FLAT: CT4 AND CT5 MTG SCREWS, CT2 TO CT3 AND CT1 MTG, CT1 AND CT3 TO BRACKET, CT1, CT2 AND CT3 MTG BOLT AN960-10L (88044)		EA	20									8	2
X2F		TRANSFORMER: 400 AND 350/1 RATIO, 400 CPS, CURRENT TRANSFORMER CT5 MODEL3 (12670)		EA	1									8	3
P F	5950-015-0077	TRANSFORMER: CURRENT TRANSFORMER CT4 3M250-1F (12670)		EA	1	*	1	2	*	1	2	18	15	8	4
X2F		BRACKET: CURRENT TRANSFORMER CT4 AND CT5 MTG 7703 (12670)		EA	2									8	5
X2F		BOLT, MACHINE: CT1, CT2, CT3 MTG AN3-5A (88044)		EA	6									8	6
X2F		BOLT, MACHINE: CT2 MTG TO CT1 AND CT3 AN3-25A (88044)		EA	4									8	7
X2F		NUT, SELF-LOCKING, HEXAGON: CT2 TO CT1 AND CT3 MTG MS21044N3 (96906)		EA	6									8	8
X2F		BOLT, MACHINE: CT1 AND CT3 MTG TO BRACKET AN3-14A (88044)		EA	2									8	9
P F	5950-911-6348	TRANSFORMER: RATIO 260-5, 60 KW, CURRENT TRANSFORMER CT1, CT2, AND CT3 13206E4532-2 (99193)		EA	3	2	3	6	2	3	6	72	60	8	10
P F	5305-151-2783	SCREW, MACHINE, TRUSS HEAD AN526-1032-9 (88044)		EA	4	*	*	*	*	*	*	1	*	8	11
P F	5310-167-0834	WASHER, FLAT: GOVERNOR LOAD ANTICIPATION CONTROL MTG SCREW AN960-10L (88044)		EA	4	REF	REF	REF	REF	REF	REF	REF	REF	8	12
P FT	2835-757-6813	CONTROL, GOVERNOR 305184-1 (72599)		EA	1	1	1	3	1	1	3	30	10	8	13
		GROUP 06-GAS TURBINE WIRING													
X2F		TERMINAL, LUG 34111 (00779)		EA	1									9	1
X2F		TERMINAL, LUG 34112 (00779)		EA	1									9	2
X2F		TERMINAL, LUG 724-515-9010 (99193)		EA	1									9	3

(1) SNR CODE	(2) FEDERAL STOCK NUMBER	(3) DESCRIPTION REF. NUMBER & MFR. CODE	(4) USABLE ON CODE	(5) UNIT OF MEAS URE	(6) QTY INC IN UNIT	(8) 30-DAY OS MAINT ALLOWANCE			(7) 30-DAY OS MAINT ALLOWANCE			(9) 1-YR ALW PER 100 EQUIP CNTGY	(10) DEPOT MAINT ALW PER 100 EQUIP	(11) ILLUS- TRATION	
						(A)	(B)	(C)	(A)	(B)	(C)			(A)	(B)
						1-20	21-50	51-100	1-20	21-50	51-100			FIG NO.	ITEM NO.
X2F		TERMINAL, LUG: IGNITION UNIT LEAD A87 (59730)		EA	1									9	4
X2F		TERMINAL, LUG - RING TONGUE. 16-14: FOR NO. 12 OR 1/4 STUD, 1.062 IN. LG 31904 (00779)		EA	2									9	5
P F	5935-803-8846	CONNECTOR, PLUG, ELECTRICAL: GOVERNOR TORQUE MOTOR MS2108R14525 (96906)		EA	1	*	1	1	*	1	1	12	20	9	6
P F	5935-805-3286	CONNECTOR, PLUG, ELECTRICAL: OIL PRESSURE SWITCH MS3108R14555 (96906)		EA	1	*	1	2	*	1	2	20	20	9	7
X2F		FERRULE, ELECTRICAL TERMINAL: FOR AN14-12 CABLE YE1216 (09922)		EA	3									9	8
P F	5935-846-8665	CONNECTOR, PLUG, ELECTRIC: OIL PRESSURE SEQUENCING SWITCH MS3108R14575 (96906)		EA	1	*	1	1	*	1	1	12	20	9	9
P F	5935-805-4989	CONNECTOR, PLUG, ELECTRIC: GENERATOR TACHOMETER MS3108R12535 (96906)		EA	1	*	1	1	*	1	1	12	20	9	10
X20		BAND, MARKER, BLANK TY42 (59730)		EA	1									9	11
P F	5935-721-0488	CONNECTOR, PLUG, ELECTRICAL: CENTRIFUGAL SWITCH MS3106R14565 (96906)		EA	1	*	1	1	*	1	1	12	20	9	12
P F	5935-821-5543	CONNECTOR, RECEPTACLE, ELECTRIC MS3100R28-21P (96906)		EA	1	*	1	1	*	1	1	12	20	9	13
X2F		TERMINAL, LUG 31898 (00779)		EA	1									9	14
P F	5310-167-0815	WASHER, FLAT: GENERATOR TACHOMETER CONNECTOR GROUND TERMINAL AN960-4 (88044)		EA	1	REF	REF	REF	REF	REF	REF	REF	REF	9	15
X2F		SHIELDING, BRAIDED, TINNED COPPER: 0.378 IN. DIA, 20 IN. LG, GENERATOR TACHOMETER CONNECTOR S8484-10-2800 (99193)		EA	1									9	16
P F	5935-995-3969	CONNECTOR, PLUG, ELECTRICAL 223-379-9001 (99193)		EA	2	1	2	4	1	2	4	48	40	9	17
P F	5975-713-5091	STRAP, LINE SUPPORT TY3 (59730)		EA	V	1	1	3	1	1	3	30	30	9	18
X2F		CORD, AIRTEX, 14: THERMOCOUPLE LEAD S8484-10-2800 (99193)		EA	V									9	19
X2F		WIRE, ELECTRICAL, 600 VOLT, COPPER, AIRCRAFT: SIZE 18 RED, 18 IN. LG, FROM OIL PRESSURE SEQUENCING TO CENTRIFUGAL SWITCH D, E310A18, FROM CUSTOMER CONNECTION PIN 6 TO OIL PRESSURE SWITCH D S8969C2-180 (99193)		EA	1									10	1

(1) SNR CODE	(2) FEDERAL STOCK NUMBER	(3) DESCRIPTION REF. NUMBER & MFR. CODE	(4) USABLE ON CODE	(5) UNIT OF MEAS URE	(6) QTY INC IN UNIT	(8) 30-DAY QS MAINT ALLOWANCE			(7) 30-DAY QS MAINT ALLOWANCE			(9) 1-YR ALW PER 100 EQUIP CNTGY	(10) DEPOT MAINT ALW PER 100 EQUIP	(11) ILLUS- TRATION	
						(A)	(B)	(C)	(A)	(B)	(C)			(A)	(B)
						1-20	21-60	61-100	1-30	31-60	61-100			FIG. NO.	ITEM NO.
X2F		WIRE, ELECTRICAL, 600 VOLT, COPPER, AIRCRAFT: SIZE 10 RED, 18 IN. LG FROM CUSTOMER CONNECTION PIN F TO OIL PRESSURE SWITCH C, NO. E315A18 S8969C2-180 (99193)	EA		1									10	2
X2F		WIRE, ELECTRICAL, 600 VOLT, COPPER, AIRCRAFT: SIZE 10 RED, 19 IN. LG, NO. K111818, FROM OIL PRESSURE SEQUENCING SWITCH PIN A TO OIL PRESSURE SWITCH PIN A S8969C2-190 (99193)	EA		1									10	3
X2F		WIRE, ELECTRICAL, 600 VOLT, COPPER, AIRCRAFT: SIZE 10 RED, 18 IN. LG, NO. K111C18, FROM OIL PRESSURE SEQUENCING S8969C2-180 (99193)	EA		1									10	4
X2F		WIRE, ELECTRICAL, 600 VOLT, COPPER, AIRCRAFT: SIZE 10, RED, 57 IN. LG, NO. K114818 FROM OIL PRESSURE SEQUENCING SWITCH PIN B TO FUEL VALVE PIN A S8969C2-570 (99193)	EA		1									10	5
X2F		CABLE, SPECIAL PURPOSE: THERMOCOUPLE LEAD, 79 IN. LG, WIRE NO. ALUMEL S8832A790 (99193)	EA		1									10	6
X2F		CABLE, SPECIAL PURPOSE: THERMOCOUPLE LEAD, 79 IN. LG, WIRE NO. CHROMEL S8832A790 (99193)	EA		1									10	7
X2F		WIRE, ELECTRICAL, 600 VOLT, COPPER, AIRCRAFT: SIZE 10, RED, 18-1/2 IN. LG NO. E306A18, FROM CUSTOMER CONNECTION PIN G TO GENERATOR TACHOMETER PIN B S8969C2-184 (99193)	EA		1									10	8
X2F		WIRE, ELECTRICAL, 600 VOLT, COPPER, AIRCRAFT: SIZE 10, RED, 18-1/2 IN. LG, NO. E305A18 FROM CUSTOMER CONNECTION PIN F TO GENERATOR TACHOMETER PIN A S8969C2-184 (99193)	EA		1									10	9
X2F		WIRE, ELECTRICAL, 600 VOLT, COPPER, AIRCRAFT: SIZE 10, RED, 49-1/2 IN. LG, NO. K304A18, FROM CUSTOMER CONNECTION PIN P TO GOVERNOR TORQUE MOTOR PIN D S8969C2-494 (99193)	EA		1									10	10
X2F		WIRE, ELECTRICAL, 600 VOLT, COPPER, AIRCRAFT: SIZE 10, RED, 49-1/2 IN. LG, NO. K303A18 FROM CUSTOMER CONNECTION PIN N, TO GOVERNOR TORQUE MOTOR PIN C. S8969C2-494 (99193)	EA		1									10	11
X2F		WIRE, ELECTRICAL, 600 VOLT, COPPER, AIRCRAFT: SIZE 10, RED, 49-1/2 IN. LG, K302A18 FROM CUSTOMER CONNECTION PIN M, TO GOVERNOR TORQUE MOTOR PIN B S8969C2-494 (99193)	EA		1									10	12

(10) SNR CODE	(11) FEDERAL STOCK NUMBER	(12) DESCRIPTION REF. NUMBER & MFR. CODE	USABLE ON CODE	(14) QTY INC IN UNIT	(15) 30-DAY DE MANT ALLOWANCE			(17) 30-DAY GS MANT ALLOWANCE			(18) 1-YR ALW PER 100 SQWP CHTRY	(19) 500YR MANT ALW PER 100 SQWP	(20) ILLUS- TRATION	
					(16A)	(16B)	(16C)	(17A)	(17B)	(17C)			(20A)	(20B)
					1-30	21-30	31-100	1-30	21-30	31-100			PH.	FR.
					NO.	NO.	NO.	NO.	NO.	NO.			NO.	NO.
X2F		WIRE, ELECTRICAL, 600 VOLT, COPPER, AIR CRAFT: SIZE 18, RED, 49-1/2 IN. LG, NO. K301A18, FROM CUSTOMER CONNECTION PIN L, TO GOVERNOR TORQUE MOTOR PIN A S8969C2-494 (99193)		EA	1								10	13
X2F		WIRE, ELECTRICAL, 600 VOLT, COPPER, AIRCRAFT: SIZE 18, RED, 16-1/2 IN. LG, NO. K117A18, FROM CUSTOMER CONNECTION PIN J CENTRIFUGAL SWITCH E S8969C2-164 (99193)		EA	1								10	14
X2F		WIRE, ELECTRICAL, 600 VOLT, COPPER, AIRCRAFT: SIZE 18, RED, 16-1/2 IN. LG, NO. K116A18, FROM CUSTOMER CONNECTION PIN D CENTRIFUGAL SWITCH F S8969C2-164 (99193)		EA	1								10	15
X2F		WIRE, ELECTRICAL, 600 VOLT, COPPER, AIRCRAFT: SIZE 18, RED, 41-1/2 IN. LG, NO. K115A18, FROM CUSTOMER CONNECTION PIN U TOIGNITION UNIT S8969C2-414 (99193)		EA	1								10	16
X2F		WIRE, ELECTRICAL, 600 VOLT, COPPER, AIRCRAFT: SIZE 18, RED, 14 IN. LG, NO. K114A18, FROM CUSTOMER CONNECTION PIN A TO OILPRESSURE SEQUENCING SWITCH S8969C2-140 (99193)		EA	1								10	17
X2F		WIRE, ELECTRICAL, 600 VOLT, COPPER AIRCRAFT, SIZE 18, RED, 24 IN. LG, NO. K113A18, PIN X TO PIN 8 S8969C2-140 (99193)		EA	1								10	18
X2F		WIRE, ELECTRICAL, 600 VOLT, COPPER, AIRCRAFT: SIZE 18 RED, 44 IN. LG, NO. K112A18, FROM CUSTOMER CONNECTION PIN H TO OVER TEMP. BY-PASS SOLENOID S8969C2-440 (99193)		EA	1								10	19
X2F		WIRE, ELECTRICAL, 600 VOLT, COPPER, AIRCRAFT: SIZE 18, RED, 19 IN. LG, NO. K111A18, FROM CUSTOMER CONNECTION PIN W TO OIL PRESS S8969C2-140 (99193)		EA	1								10	20
X2F		WIRE, ELECTRICAL, 600 VOLT, COPPER, AIRCRAFT: SIZE 18, RED, 16-1/2 IN. LG, NO. K110A18, FROM CUSTOMER CONNECTION PIN C CENTRIFUGAL SWITCH C S8969C2-164 (99193)		EA	1								10	21
X2F		WIRE, ELECTRICAL, 600 VOLT, COPPER, AIRCRAFT: SIZE 18, RED, 16-1/2 IN. LG, NO. K108A18, FROM CUSTOMER CONNECTION PIN B CENTRIFUGAL SWITCH B S8969C2-164 (99193)		EA	1								10	22

(11) SBR CODE	(12) FEDERAL STOCK NUMBER	(13) DESCRIPTION REF. NUMBER & MFR. CODE	(14) USABLE ON CODE	(15) U N I T O F M E A S U R E M E N T	(16) QTY INC IN UNIT	(18) 30-DAY QS MAINT ALLOWANCE			(17) 30-DAY QS MAINT ALLOWANCE			(19) 1-YR ALW PER 100 EQUIP CNTQY	(20) DEPOT MAINT ALW PER 100 EQUIP	(21) ILLUS- TRATION	
						(A)	(B)	(C)	(A)	(B)	(C)			(A)	(B)
						1-30	21-60	61-100	1-30	21-60	61-100			FIG. NO.	ITEM NO.
X2F		WIRE, ELECTRICAL, 600 VOLT, COPPER, AIRCRAFT: SIZE 16, RED, 16-1/2 IN. LG, NO. K107A18, FROM CUSTOMER CONNECTION PIN A CENTRIFUGAL SWITCH A S8969C2-164 (99193)		EA	1									10	23
X2F		WIRE, ELECTRICAL, 600 VOLT, COPPER, AIRCRAFT: SIZE 16, RED, 13-1/2 IN. LG NO. K102018N, FROM IGNITION GROUND TO STARTER GROUND S8969C2-134 (99193)		EA	1									10	24
X2F		WIRE, ELECTRICAL, 600 VOLT, COPPER, AIRCRAFT: SIZE 16, RED, 13 IN. LG, NO. K102C18M FROM FUEL VALVE TO STARTER GROUND S8969C2-130 (99193)		EA	1									10	25
X2F		WIRE, ELECTRICAL, 600 VOLT, COPPER, AIRCRAFT: SIZE 16, RED, 13-1/2 IN. LG, NO. K102B18M, FROM OVER TEMP. BY-PASS SOLENOID TO STARTER GROUND S8969C2-134 (99193)		EA	1									10	26
X2F		WIRE, ELECTRICAL, 600 VOLT, COPPER, AIRCRAFT: SIZE 16 RED, 45 IN. LG, NO. K102A18M FROM CUSTOMER CONNECTION PIN 2 TO STARTER GROUND S8969C2-450 (99193)		EA	1									10	27
		GROUP 07-AC WIRING													
X20		CLAMP, LOOP TA1718D17X (84971)		EA	1									11	1
X20		CLAMP, LOOP: ON FRAME ABOVE BATTERY BOX, 1 UNDER VOLTAGE REGULATOR BETWEEN AC POWER OUTLET AND BOLTAGE CHANGE PANELS WITH017X CLAMP TA1718D3X (84971)		EA	4									11	2
X20		BOLT, MACHINE: CABLE CLAMP MTG EACH END AF A5 BATTERY CHARGER A83-6A (88044)		EA	2									11	3
X20		CLAMP, LOOP: D3X CLAMP LEFT OF J15 RECEPTACLE, ON CURRENT TRANSFORMER MTG HOLE, WITH D14 AC HARNESS BELOW AND RIGHT OF LOAD ANTICIPATOR, AC HARNESS LEFT SIDE OF T84, AND UNDER VOLTAGE REGULATOR, BETWEEN VOLTAGE REGULATOR, BETWEEN VOLTAGE CHANGE AND AC POWER OUTLET PANELS WITH D3X CLAMP TA1718D6X (84971)		EA	6									11	4
X20		CLAMP, LOOP: BATTERY CHARGER MTG BRACKET, WITH D6X BELOW AND RIGHT OF LOAD ANTICIPATOR, AC HARNESS TO A5 BATTERY CHARGER MTG ON FAIRLEAD, AC HARNESS TO SHORTING PLUG, AND BOTTOM OF VOLTAGE CHANGE PANEL TA1718D4X (84971)		EA	12									11	5

(1) SRR CODE	(2) FEDERAL STOCK NUMBER	(3) DESCRIPTION REF. NUMBER & MFR. CODE	(4) U S A B L E O N C O D E	(5) Q T Y I N C I N C I D E N T	(6) 30-DAY QS MAINT ALLOWANCE			(7) 30-DAY QS MAINT ALLOWANCE			(8) 1-YR ALW PER 100 EQUIP ONTQY	(9) DEPOT MAINT ALW PER 100 EQUIP	(10) ILLU- STRATION	
					(A)	(B)	(C)	(A)	(B)	(C)	PAG. NO.	ITEM NO.		
					1-30	21-60	61-100	1-30	21-60	61-100				
					EA	EA	EA	EA	EA	EA	EA	EA	EA	EA
P O	5310-877-5797	NUT, SELF-LOCKING, HEXAGON MS21044N3 (96906)	EA	6									11	6
X2F		CONNECTOR, RECEPTACLE, ELECTRIC: BOX MTG, AC CUBICLE BRANCHED WIRING HARNESS, J1 MS3102R36-10P (96906)	EA	1									12	1
X1		INSULATION, SLEEVING: 0.166 IN. ID X 1.00 IN. OD, CONNECTOR J1, PIN U	EA	1									12	2
X1		INSULATION, SLEEVING: 0.118 IN. ID X 1.00 IN. LG AC CUBICLE BRANCHED WIRING HARNESS	EA	83									12	3
X2F		BAND, MARKER, BLANK: WIRING HARNESS JUNCTION TIE, LARGE TY5 (59730)	EA	V									12	4
X2F		STRAP, LINE SUPPORT: WIRING HARNESS JUNCTION TIE, SMALL TY3 (59730)	EA	V									12	5
X2F		TERMINAL: FREQUENCY TRANSDUCER LEADS, LOCAL REMOTE CONTROL SELECTOR LEADS, SYNCHRONIZING LIGHTS LEADS, TERMINAL BOARD ADS, THERMAL WATT CONVERTER LEADS AND UNDERVOLT RELAY LEADS 31882 (00779)	EA	45									12	6
X2F		TERMINAL, LUG 32542 (00779)	EA	1									12	7
X2F		TERMINAL, LUG 31889 (00779)	EA	6									12	8
X2F		TERMINAL, LUG: ADJUSTING POT. LEADS, FREQUENCY DROOP LEADS, REACTIVE VOLT DROOP LEADS, UNIT PARALLEL SELECTOR LEADS, VOLT, AMP SELECTOR LEADS AND VOLT ADJUSTING RHEOSTAT LEADS 31888 (00779)	EA	69									12	9
X2F		TERMINAL, LUG: METER POS AND NEG TO FREQUENCY TRANSDUCER POS AND NEG LEAD, ANMETER LEADS, WATTMETER LEADS, AND VOLTMETER LEADS 31878 (00779)	EA	11									12	10
X2F		RESISTOR: 1000 OHM, 1 WATT FOR 5 PER CENT RC32GF102J (09214)	EA	3									12	11
X2F		TERMINAL, STUD: SHANK, RESISTOR MTG NAS70554 (80205)	EA	6									12	12
X2F		NUT, SELF-LOCKING, HEXAGON: RESISTOR BOARD MTG SCREW MS21044N3 (96906)	EA	1									12	13
X2F		WASHER, FLAT: RESIST BOARD MTG SCREW AN960-10L (88044)	EA	2									12	14
X2F		SCREW, MACHINE, TRUSS HEAD: RESISTOR BOARD TO BRACKET AN526-1032-8 (88044)	EA	1									12	15

(1) SBR CODE	(2) FEDERAL STOCK NUMBER	(3) DESCRIPTION REF. NUMBER & MFR. CODE	(4) UN IT O F M E A S U R E S	(5) QTY INC IN UNITS	(6) 30-DAY QS MAINT ALLOWANCE			(7) 30-DAY QS MAINT ALLOWANCE			(8) 1-YR ALW PER 100 EQUIP CHTGY	(9) OSPOT MAINT ALW PER 100 EQUIP	(10) ILL TRA (A) FIG. NO.
					(A)	(B)	(C)	(A)	(B)	(C)			
					1-20	21-80	81-100	1-20	21-80	81-100			
X2F		BRACKET, ANGLE; RESISTOR AN743-12 (88044)	EA	1									12
X2F		HOLDER, RESISTOR 13207E3847-1 (99193)	EA	1									12
		GROUP 08- DC WIRING AND GROUND TERMINAL											
X2F		CONNECTOR, RECEPTACLE ELECTRI; BOX MTG, 1-3/4-18 TMD, DC CUBICLE BRANCHED WIRING HARNESS MS3102R28-21P (96906)	EA	1									13
X1		INSULATION, SLEEVING; 0.166 IN. LG, DC CUBICLE PROTECTED HARNESS, USED W/NO. 12 WIRE	EA	4									13
X1		INSULATION, SLEEVING; 0.118 IN. LG, 1.00 IN. LG, DC PROTECTED HARNESS, USED W/NO. 18 WIRE	EA	108									13
X2F		BAND, BLANK TY5 (59730)	EA	V									13
X2F		STRAP, LINE SUPPORT; HARNESS JUNCTION CABLE TIE, SMALL TY3 (59730)	EA	V									13
X2F		TERMINAL: DC CUBICLE UNPROTECTED HARNESS LEADS, USED WITH NO. 12 WIRE, HEATER CIRCUIT BREAKER, AND T81-1 32542 (09922)	EA	3									13
X2F		TERMINAL: USED W/NO. 18 WIRE, OVER VOLTAGE RELAY 31889 (09922)	EA	4									13
X2F		TERMINAL: DC CUBICLE UNPROTECTED HARNESS LEADS TO T81-1, USED WITH NO. 18 WIRE 31882 (09922)	EA	2									13
X2F		HARNESS ASSEMBLY, UNPROTECTED DC 13213E4439-5 (99193)	EA	1									13
X2F		HARNESS ASSEMBLY, PROTECTED DC 13213E4439-3 (99193)	EA	1									13
X2F		TERMINAL, STUD 13208E8968 (99193)	EA	1									14
P D	5307-014-8577	STUD, SHOULDERED 13207E3802-11 (99193)	EA	1								5	14
X2F		WIRE: AN12X18, AC CUBICLE BRANCHED WIRING HARNESS, WIRE NO. X22T12N, FROM CONNECTOR J1, PIN U TO T81, 18 IN. LG MILW5086TYPE2 (81349)	FT	1									
X2F		WIRE: AN18X10, AC CUBICLE BRANCHED WIRING HARNESS WIRE NO. X22T18N, FROM MT-2 TO K7-X2, 10 IN. LG MILW5086TYPE2 (81349)	FT	1									

(1) SBR CODE	(2) FEDERAL STOCK NUMBER	(3) DESCRIPTION REF. NUMBER & MFR. CODE	USABLE ON CODE	(4) QTY INC UNIT	(5) 30-DAY QS MAINT ALLOWANCE			(7) 30-DAY QS MAINT ALLOWANCE			(8) 1-YR ALW PER 100 EQUIP QNTGY	(9) DEPOT MAINT ALW PER 100 EQUIP	(10) CLASSI- FICATION	
					(A)	(B)	(C)	(A)	(B)	(C)			(A)	(B)
					1-30	21-60	61-100	1-30	21-60	61-100			FIG. NO.	FORM NO.
X2F		WIRE: AN10X40, AC CUBICLE BRANCHED WIRING HARNESS, WIRE NO. X51010C FROM R3-2 TO K7-B3, 40 IN. LG MILW5086TYPE2 (81349)		FT	V									
X2F		WIRE: AN0X38, AC CUBICLE BRANCHED WIRING HARNESS, WIRE NO. V13A10, FROM J1-J TO R1-CW, 38 IN. LG MILW5086TYPE2 (81349)		FT	1									
X2F		WIRE: AN10X39, AC CUBICLE BRANCHED WIRING HARNESS, WIRE NO. X68C10C, FROM J1-H TO S11-C, 39 IN. LG MILW5086TYPE2 (81349)		FT	1									
X2F		WIRE: AN10X24, AC CUBICLE BRANCHED WIRING HARNESS, WIRE NO. V73A10, FROM 12-52 TO J1-Z, 24 IN. LG MILW5086TYPE2 (81349)		FT	1									
X2F		WIRE: AN10X25, AC CUBICLE BRANCHED WIRING HARNESS WIRE NO. V72A10, FROM A2-SL TO J1-J, 25 IN. LG MILW5086TYPE2 (81349)		FT	1									
X2F		WIRE: AN10X22, AC CUBICLE BRANCHED WIRING HARNESS, WIRE NO. X30G18A, FROM K10-L1 TO K11-L2, 33 IN. LG MILW5086TYPE2 (81349)		FT	1									
X2F		WIRE: AN10X31, AC CUBICLE BRANCHED WIRING HARNESS, WIRE NO. X30E18A, FROM MT-1 TO A2-V1, 31 IN. LG MILW5086TYPE2 (81349)		FT	1									
X2F		WIRE: AN10X18, AC CUBICLE BRANCHED WIRING HARNESS WIRE NO. X110A10 FROM J1C TO R11-1 AND WIRE NO. X119A10, FROM J1-B TO R10-1, 18 IN. LG MILW5086TYPE2 (81349)		FT	1									
X2F		WIRE: AN10X19, AC CUBICLE BRANCHED WIRING HARNESS WIRE NO. X30D18A, FROM MT-1 TO J-10, 19 IN. LG MILW5086TYPE2 (81349)		FT	1									
X2F		WIRE: AN10X8, AC CUBICLE BRANCHED WIRING HARNESS, WIRE NO. 022AD10N, FROM S11-N TO M9-2, WIRE NO. X91A10, FROM J1-H TO R6-CCW, WIRE NO. 0103A10, FROM M9-1 TO S11-4, WIRE NO. X60D10C, FROM S11-F TO S11-C, WIRE NO. X66D10A, FROM S11-A TO S11-G WIRE NO. X110C10, FROM K10-C2 TO R11-1, WIRE NO. X30J18A FROM R9-2 TO K10-A3, WIRE NO. X39L10C, FROM R11-2 TO K10-C3 AND WIRE NO. X47B10B FROM R10-2 TO K10-B3, 8 IN. LG MILW5086TYPE2 (81349)		PT	10									
X2F		WIRE: AN10X16, AC CUBICLE BRANCHED WIRING HARNESS, WIRE NO. X22X10M, FROM A2-N1 TO K11-M, AND WIRE NO. L62410C FROM R2-2 TO DS7-1, 16 IN. LG MILW5086TYPE2 (81349)		FT	2									

(1) SMM CODE	(2) FEDERAL STOCK NUMBER	(3) DESCRIPTION REF. NUMBER & MFR. CODE	(4) USABLE ON CODE	(5) U N I T O F M E A S U R E M E N T	(6) 30-DAY OS MAINT ALLOWANCE			(7) 30-DAY OS MAINT ALLOWANCE			(8) 1-YR ALW PER 100 EQUIP CNTGY	(9) DEPOT MAINT ALW PER 100 EQUIP	(10) ILLUS- TRATION	
					(A)	(B)	(C)	(A)	(B)	(C)			(A)	(B)
					1-20	21-60	61-100	1-30	21-60	61-100			FIG. NO.	ITEM NO.
XZF		WIRE: AN10X23, AC CUBICLE BRANCHED WIRING HARNESS, WIRE NO. X22U18N, FROM T81-6 TO K11-M, WIRE NO. X47E188, FROM J1-R TO A2-V2 WIRE NO. V74A18, FROM A2-S3 TO J1-M, WIRE NO. X119A18 FROM J1-F TO K16-C1, WIRE NO. X116A18 FROM J1-E TO K16-B1, AND WIRE NO. X117A18 FROM J1-0 TO K16-A1, 23 IN. LG MILW5086TYPE2 (81349)		FT	6									
XZF		WIRE: AN10X30, AC CUBICLE BRANCHED WIRING HARNESS WIRE NO. X38H18A FROM K11-L1 TO R9-2, WIRE NO. X39K18C FROM R11-2 TO K11-L3, AND WIRE NO. X47M188 FROM R10-2 TO K11-L2, 30 IN. LG MILW5086TYPE2 (81349)		FT	3									
XZF		WIRE: AN10X34, AC CUBICLE BRANCHED WIRING HARNESS, WIRE NO. X66C18A FROM J1-F TO S11-A, AND WIRE NO. X67C188 FROM J1-J TO S11-B, 34 IN. LG MILW5086TYPE2 (81349)		FT	2									
XZF		WIRE: AN10X21, AC CUBICLE BRANCHED WIRING HARNESS WIRE NO. X48C188, FROM J1-V TO K7-X1, AND WIRE NO. X22AC18N FROM S12-15 TO M9-2, 21 IN. LG MILW5086TYPE2 (81349)		FT	2									
XZF		WIRE: AN10X47, AC CUBICLE BRANCHED WIRING HARNESS, WIRE NO. X221118N FROM S12-10 TO T81-6 AND WIRE NO. X70A18, FROM A2-L3 TO S11-9, 47 IN. LG MILW5086TYPE2 (81349)		FT	2									
XZF		WIRE: AN10X33, AC CUBICLE BRANCHED WIRING HARNESS, WIRE NO. V59A18 FROM S3-11 TO J1-0, WIRE NO. V60B18 FROM S3-8 TO J1-2 AND WIRE NO. L65F18A FROM J1-3 TO D58-2, 33 IN. LG MILW5086TYPE2 (81349)		FT	3									
XZF		WIRE: AN10X14, AC CUBICLE BRANCHED WIRING HARNESS WIRE NO. X29J18C FROM K10-L3 TO K11-L3, WIRE NO. X47G188 FROM K10-L2 TO K11-L2 AND WIRE NO. 94A18A FROM S12-5 TO RF-1, 14 IN. LG MILW5086TYPE2 (81349)		FT	3									
XZF		WIRE: AN10X15, AC CUBICLE BRANCHED WIRING HARNESS, WIRE NO. X38F18A FROM K10-L1 TO A2, WIRE NO. X39M18C, FROM K10-L3 TO A2, AND WIRE NO. X47F188, FROM K10-L2 TO A2-V2, 15 IN. LG MILW5086TYPE2 (81349)		FT	3									
XZF		WIRE: AN10X9, AC CUBICLE BRANCHED WIRING HARNESS WIRE NO. X93A18, FROM J1-0 TO R6-CW, WIRE NO. L96A181 FROM D58-1 TO XR4-2 AND WIRE NO. X92A18, FROM J1-P TO A6-S, 9 IN. LG MILW5086TYPE2 (81349)		FT	3									

(1) SMA CODE	(2) FEDERAL STOCK NUMBER	(3) DESCRIPTION REF. NUMBER & MFR. CODE	(4) U N I T O F M E A S U R E S	(5) QTY INC IN UNIT	(6) 30-DAY QS MAINT ALLOWANCE			(7) 30-DAY QS MAINT ALLOWANCE			(8) 1-YR ALW PER 100 EQUIP CNTQV	(9) DEPOT MAINT ALW PER 100 EQUIP	(10) ILLUS- TRATION	
					(A)	(B)	(C)	(A)	(B)	(C)			(A)	(B)
					1-30	21-60	61-180	1-30	21-60	61-180			Pg. NO.	ITEM NO.
XZF		WIRE: AN18X6, AC CUBICLE BRANCHED WIRING HARNESS WIRE NO. D97A18, FROM M7-2 TO S11-D, WIRE NO. X68E10C, FROM S11-F TO S11-K AND WIRE NO. X22AE18N, FROM S11-N TO S11-9, 6 IN. LG MILW5086TYPE2 (81349)	FT	3										
XZF		WIRE: AN18X52, AC CUBICLE BRANCHED WIRING HARNESS, WIRE NO. D75A18, FROM A2-POS TO M10-POS, WIRE NO. 76A18, FROM A2-NEG TO M10-NEG, AND WIRE NO. X94B18A, FROM S12-5 TO K7-AW, 52 IN. LG MILW5086TYPE2 (81349)	FT	3										
XZF		WIRE: AN18X4, AC CUBICLE BRANCHED WIRING HARNESS, WIRE NO. X71818 FROM S11-6 TO S11-1 WIRE NO. X67D108, FROM S11-B TO S11-E, WIRE NO. X22V18N, FROM A2-N2 TO A2-N1, WIRE NO. X22W18N, FROM A2-N3 TO A2-N2 AND WIRE NO. X22A818N, FROM S12-10 TO 12-15, 4 IN. LG MILW5086TYPE2 (81349)	FT	5										
XZF		WIRE: AN18X3, AC CUBICLE BRANCHED WIRING HARNESS, WIRE NO. X70818 FROM S11-3 TO S11-8 WIRE NO. X698188 FROM S11-2 TO S11-7, WIRE NO. X64A18A FROM R5-2 TO R4-1, WIRE NO. X61A18C FROM R3-2 TO R2-1, WIRE NO. 22AF18N FROM S11-3 TO S11-9 AND WIRE NO. X52D18 FROM R7-5 TO R7-CCW, 3 IN. LG MILW5086TYPE2 (81349)	FT	6										
XZF		WIRE: AN18X7, AC CUBICLE BRANCHED WIRING HARNESS WIRE NO. X22Y18N FROM M7-2 TO T81-6, WIRE NO. D98A18, FROM M7-1 TO S11-H, 7 IN. LG MILW5086TYPE2 (81349)	FT	2										
XZF		WIRE: AN18X44, AC CUBICLE BRANCHED WIRING HARNESS, WIRE NO. L63F18C, FROM J1-D TO DST-2, WIRE NO. D80A18, FROM M8-NEG TO M5-NEG WIRE NO. D18A18, FROM MA-POS TO M7-POS, AND WIRE NO. X108A18, FROM J1-5 TO S12-14, 44 IN. LG MILW5086TYPE2 (81349)	FT	4										
XZF		WIRE: AN18X43, AC CUBICLE BRANCHED WIRING HARNESS, WIRE NO. X64818A, FROM R5-2 TO K7-A3, WIRE NO. X107A18, FROM J1-R TO S12-12, WIRE NO. X109A18, FROM J1-T TO S12-13 AND WIRE NO. X32C18A, FROM S12-6 TO J1-6, 43 IN. LG MILW5086TYPE2 (81349)	FT	4										

(1) SAR CODE	(2) FEDERAL STOCK NUMBER	(3) DESCRIPTION REF. NUMBER & MFR. CODE	(4) UNITS OF MEAS	(5) QTY INC IN UNIT	(6) 30-DAY QS MAINT ALLOWANCE			(7) 30-DAY QS MAINT ALLOWANCE			(8) 1-YR ALW PER 100 EQUIP CNTQV	(9) DEPOT MAINT ALW PER 100 EQUIP	(10) ILLUS- TRATION	
					(A)	(B)	(C)	(A)	(B)	(C)			(A)	(B)
					1-30	21-60	61-100	1-30	21-60	61-100			FIG. NO.	ITEM NO.
X2F		WIRE: AN18X45, AC CUBICLE BRANCHED WIRING HARNESS WIRE NO. X14C10C, FROM J1-K TO S12-1, WIRE NO. X51C10, FROM J1-S TO S12-8, WIRE NO. X91010, FROM 47-CCW TO S12-8, WIRE NO. X52C10, FROM J1-Y TO S12-7, AND WIRE NO. X52E10, FROM R7-CCW TO S12-7, X45 IN. LG MILW5086TYPE2 (81349)	FT	5										
X2F		WIRE: AN18X35, AC CUBICLE BRANCHED WIRING HARNESS, WIRE NO. V12A10 FROM J1-H TO S3-9 AND WIRE NO. V101A10 FROM J1-Y TO S3-12, 35 IN. LG MILW5086TYPE2 (81349)	FT	2										
X2F		WIRE: AN18X50, AC CUBICLE BRANCHED WIRING HARNESS, WIRE NO. X69A10B, FROM A2-L2 TO S11-2, WIRE NO. X90A10C FROM K7-B2 TO S12-3, 10 IN. LG MILW5086TYPE2 (81349)	FT	2										
X2F		WIRE: AN18X51, AC CUBICLE BRANCHED WIRING HARNESS, WIRE NO. X71A10, FROM A2-L1 TO S11-1, 51 IN. LG MILW5086TYPE2 (81349)	FT	1										
X2F		WIRE: AN18X36, AC CUBICLE BRANCHED WIRING HARNESS WIRE NO. X39G10C, FROM J1-P TO A2-V3, WIRE NO. V58B10 FROM R1-CCW TO J1-H AND WIRE NO. V95B10, FROM R1-S TO J1-N, 36 IN. LG MILW5086TYPE2 (81349)	FT	3										
X2F		WIRE: DC CUBICLE PROTECTED HARNESS, WIRE NO. L34C10 FROM DS6-2 TO K10-P, 43 IN. LG, NO. 18 RED INSULATED EAL110030X43 (19728)	EA	V										
		GROUP 09-WIRING HARNESS, GENERATOR SET												
X2F		HARNESS ASSEMBLY: AC POWER OUT 13207E3825-2 (99193)	EA	1									15	
X2F		CONNECTOR, PLUG, ELECTRIC MS3106R20-21S (96906)	EA	2									15	1
X2F		CONNECTOR, PLUG, ELECTRIC MS3108R20-16S (96906)	EA	1									15	2
X2F		CONNECTOR, RECEPTACLE, ELECTRIC: BOX MTG MS3102R22-14S (96906)	EA	1									15	3
X1		HARNESS ASSEMBLY, AC: GENERATOR SET 13213E4440-3 (99193)	EA	1									15	4
X2F		CONNECTOR MS3106R36-10S (96906)	EA	1									15	5
X2F		CONNECTOR, PLUG, ELECTRIC, STRAIGHT: 1-1/4-18 TMD MS3106R20-29S (96906)	EA	1									15	6

(11) SMA CODE	(12) FEDERAL STOCK NUMBER	(13) DESCRIPTION REF. NUMBER & MFR. CODE	(14) USABLE ON CODE	(15) UNIT OF MEAS URE	(16) QTY INC IN UNIT	(18) 30-DAY QS MAINT ALLOWANCE			(17) 30-DAY QS MAINT ALLOWANCE			(19) 1-YR ALW PER 100 EQUIP CNTGY	(20) DEPOT MAINT ALW PER 100 EQUIP	(21) ILLUS TRATION	
						(18A) 1-30	(18B) 21-60	(18C) 61-180	(17A) 1-30	(17B) 21-60	(17C) 61-180			(21A) FIG. NO.	(21B) ITEM NO.
X2F		CONNECTOR, PLUG, ELECTRIC, QUICK DISCONNECT MS3108R20-29P (96906)		EA	1									15	7
X2F		CONNECTOR, PLUG, ELECTRIC, QUICK DISCONNECT MS3108R20-27S (96906)		EA	1									15	8
X2F		CONNECTOR, PLUG, ELECTRIC, QUICK DISCONNECT: 7/8-20 THD, PIN MS3108R14S6P (96906)		EA	1									15	9
X1		INSULATION, SLEEVING		EA	2									15	10
X1		INSULATION, SLEEVING		EA	13									15	11
X2F		STRAP TV3 (59730)		EA	V									15	12
X2F		BAND, MARKING, BLANK TV5 (59730)		EA	V									15	13
X2F		TERMINAL, LUG 31889 (00779)		EA	38									15	14
X2F		TERMINAL, LUG 31892 (00779)		EA	14									15	15
X2F		TERMINAL, LUG 32544 (00779)		EA	6									15	16
X2F		TERMINAL, LUG 32547 (00779)		EA	2									15	17
X2F		TERMINAL, LUG 31888 (00779)		EA	2									15	18
X2F		SPLICE, SET, QUICK 32445 (00779)		EA	1									15	19
X2F		CONNECTOR, PLUG 8P06CE22-21S (77820)		EA	1									15	20
X2F		CONNECTOR, PLUG, ELECTRIC, STRAIGHT: 1-1/8-18 THD MS3106R18-9S (96906)		EA	1									15	21
X2F		CONNECTOR 14169-3-5S (11139)		EA	1									15	22
X2F		CONNECTOR, PLUG 7760598 (00000)		EA	1									15	23
X2F		CONNECTOR, RECEPTACLE MS3100R18-4S (96906)		EA	1									15	24
X2F		CONNECTOR, PLUG, ELECTRIC, QUICK DISCONNECT: 3/4-20 THD, SOCKET MS3108R12-5S (96906)		EA	1									15	25
X2F		TERMINAL, LUG 31882 (00779)		EA	21									15	26
X2F		TERMINAL, LUG 31878 (00779)		EA	4									15	27
X2F		INSULATION, SLEEVING		EA	7										
X2F		STRAP TV3 (59730)		EA	V										

(1) PART CODE	(2) FEDERAL STOCK NUMBER	(3) DESCRIPTION REF. NUMBER & MFR. CODE	(4) USABLE ON CODE	(5) QUANTITY INC IN UNIT	(6) 30-DAY QS MAINT ALLOWANCE			(7) 30-DAY QS MAINT ALLOWANCE			(8) 1-YR ALW PER 100 SCUP CRTGY	(9) SPOT MAINT ALW PER 100 SCUP	(10) ILLUSTRATION	
					(A) 1-30	(B) 31-60	(C) 61-100	(A) 1-30	(B) 31-60	(C) 61-100			(A) FIG. NO.	(B) ITEM NO.
X2F		BAND, MARKER, BLANK TYS (59730)	EA	V										
X2F		TERMINAL, LUG: FUEL PUMP GROUND LEAD 31889 (00779)	EA	28										
X2F		TERMINAL, LUG 31888 (00779)	EA	8										
X1		WIRE, ELECTRIC, 600 VOLT, COPPER, AIRCRAFT: TYPE 11, SIZE 12, 25 IN. LG. WHITE INSULATED WIRE NO. X22L12N FROM P1-V TO T8-7 MS35190812X25 (96906)	EA	1										
X1		WIRE, ELECTRIC, 600 VOLT, COPPER, AIRCRAFT: TYPE 11, SIZE 12, 26 IN. LG. WHITE INSULATED, WIRE NO. X114A12C FROM F1-2 TO J19-1 MS35190812X26 (96906)	EA	1										
X1		WIRE, ELECTRIC, 600 VOLT, COPPER, AIRCRAFT: TYPE 11, SIZE 12, 37 IN. LG. WHITE INSULATED, WIRE NO. X39C12C FROM T85-9 TO T8-3 MS25190812X37 (96906)	EA	1										
X1		WIRE, ELECTRIC, 600 VOLT, COPPER, AIRCRAFT: TYPE 11 SIZE 12, 36 IN. LG. WHITE INSULATED, WIRE NO. X22M12N FROM T85-12 TO T8-7 MS25190812X36 (96906)	EA	1										
X1		WIRE, ELECTRIC, 600 VOLT, COPPER, AIRCRAFT: TYPE 11, SIZE 12, 43 IN. LG. WHITE INSULATED, WIRE NO. X22J12N FROM J19-2 TO T8-8 MS25190812X43 (96906)	EA	1										
X1		WIRE, ELECTRIC, 600 VOLT, COPPER, AIRCRAFT: TYPE 11, SIZE 12, 47 IN. LG. WHITE INSULATED, WIRE NO. X39B12C FROM F1-1 TO T8-3 MS25190812X47 (96906)	EA	1										
X1		WIRE, ELECTRIC, 600 VOLT, COPPER, AIRCRAFT: TYPE 11, SIZE 18, 23 IN. LG. WHITE INSULATED, WIRE NO. V50A18 FROM P7-F TO T8-4, WIRE NO. V53B18 FROM P1-2 TO P11-N WIRE NO. V59B18 FROM P1-O TO P11-D, WIRE NO. V60A18 FROM P1-W TO P11-E, WIRE NO. 111818 FROM P1-C TO P11-5, WIRE NO. 118B18 FROM P1-C TO P11-5, WIRE NO. X119B18 FROM P1-B TO P11-L MS25190818X23 (96906)	EA	6										

(1) SMB CODE	(2) FEDERAL STOCK NUMBER	(3) DESCRIPTION REF. NUMBER & MFR. CODE	(4) UNABLE ON CODE	(5) UNIT OF MEAS- URE	(6) QTY INC IN UNIT	(8) 30-DAY QS MAINT ALLOWANCE			(7) 30-DAY QS MAINT ALLOWANCE			(9) 1-YR ALW PER 100 EQUIP CNTGY	(10) DEPOT MAINT ALW PER 100 EQUIP	(11) COS ALLUB- TRATION		
						(A)	(B)	(C)	(A)	(B)	(C)			(A)	(B)	
						1-30	21-30	31-100	1-30	21-30	31-100			FIG. NO.	ITEM NO.	
X1		WIRE, ELECTRIC, 600 VOLT. COPPER, AIRCRAFT: TYPE 11, SIZE 18, 24 IN. LG. WHITE INSULATED, WIRE NO. X48B188 FROM P1-V XTO T85-5 MS25190818X24 (96906)		EA	1											
X1		WIRE, ELECTRIC, 600 VOLT. COPPER, AIRCRAFT: TYPE 11, SIZE 18, 27 IN. LG. WHITE INSULATED WIRE NO. V50C18 FROM P11-N TO T84-4, WIRE NO. X22AK18N FROM T84-6 TO P10-K, WIRE NO. V36A18 FROM T84-0 TO P10-M, WIRE NO. X136A18 FROM P10-M, WIRE NO. X136A18 FROM P1-C TO P11-A, WIRE NO. X137A18 FROM P1-2 TO P11-B MS25190818X27 (96906)		EA	5											
X1		WIRE, ELECTRIC, 600, VOLT. COPPER, AIRCRAFT: TYPE 11 SIZE 18, 28 IN. LG. WHITE INSULATED, WIRE, NO. X39F18C FROM P1-P TO T84-3 MS25190818X28 (96906)		EA	1											
X1		WIRE, ELECTRIC, 600 VOLT. COPPER, AIRCRAFT: TYPE 11 SIZE 18, 29 IN. LG. WHITE INSULATED, WIRE NO. V13B18 FROM P1-J TO T84-2 MS25190818X29 (96906)		EA	1											
X2F		CONNECTOR, PLUG, ELECTRIC: TACHOMETER INDICATOR MS3106R10SL3S (96906)		EA	1											
P F	6115-727-2553	HARNES ASSEMBLY, DC PROTECTED 13213E4440-5 (99193)		EA	1	*	*	1	*	*	1	6	10	15	28	
X2F		TERMINAL, LUG 31892 (00779)		EA	4											
X2F		TERMINAL, LUG 32544 (00779)		EA	3											
P F	6115-727-2547	HARNES ASSEMBLY, UNPROTECTED: GENERATOR SET 13213E4440-7 (99193)		EA	1	*	*	1	*	*	1	6	10	15	29	
X2F		TERMINAL, LUG 32543 (00779)		EA	4									15	30	
X2F		STRAP TY3 (59730)		EA	V											
X2F		TERMINAL, LUG 32544 (00779)		EA	4											
X2F		TERMINAL 32547 (00779)		EA	1											
X1		WIRE: DC CUBICLE PROTECTED HARNES, WIRE NO. P1C018 FROM S5-4 TO J3-M, WIRE NO. P105A18 FROM S3-3 TO J3-N, AND WIRE NO. P110A18 FROM S3-6 TO J3-J, 32 IN. LG. NO. 18 RED INSULATED EAL110038X32 (19728)		EA	3											

(1) SMM CODE	(2) FEDERAL STOCK NUMBER	(3) DESCRIPTION REF. NUMBER & MFR. CODE	(4) USABLE ON CODE	(5) UNIT OF MEAS	(6) QTY INC IN UNIT	(8) 30-DAY QS MAINT ALLOWANCE			(7) 30-DAY QS MAINT ALLOWANCE			(9) 1-YR ALW PER 100 EQUIP CNTGY	(10) DEPOT MAINT ALW PER 100 EQUIP	(100) ILLUS- TRATION		
						(A)	(B)	(C)	(A)	(B)	(C)			(A)	(B)	
						1-30	21-60	61-100	1-30	21-50	51-100			FIG. NO.	ITEM NO.	
X1		WIRE: DC CUBICLE PROTECTED HARNESS WIRE NO. P11L18 FROM K5-B1 TO K5-C1; WIRE NO. P11N18 FROM K4-B1 TO K4-A2 AND WIRE NO. P16H18 FROM K4X1 TO K4-A1, 4 IN. LG. NO. 18 RED INSULATED EAL110038X4 (19728)		EA	3											
X1		WIRE: DC CUBICLE PROTECTED HARNESS, WIRE NO. P132A18, FROM K8-A2 TO K3-X1, 12 IN. LG. NO. RED INSULATED EAK119937X12 (18627)		EA	1											
X1		WIRE: DC CUBICLE PROTECTED HARNESS, WIRE NO. P16C18 FROM S5-2 TO J3-E AND WIRE NO. P129A18 FROM S13-2 TO J3-D, 35 IN. LG. NO. 18 RED INSULATED EAL110038X33 (19728)		EA	2											
X1		WIRE: DC CUBICLE PROTECTED HARNESS, WIRE NO. P17B18 FROM T82-6 TO K11-A3, WIRE NO. K100A18 FROM K8-B1 TO J3-J, 18 IN. LG. NO. 18 RED INSULATED EAL110038X18 (19728)		EA	2											
X1		WIRE: DC CUBICLE PROTECTED HARNESS, WIRE NO. P19A18 FROM K12-X1 TO K4-C3 AND WIRE NO. P132B18, FROM K8-A2 TO K4-A3, 13 IN. LG. NO. 18 RED INSULATED EAL110038X13 (19728)		EA	2											
X1		WIRE: DC CUBICLE PROTECTED HARNESS, WIRE, NO. P2AA18M FROM T82-1 TO K16-X2, WIRE NO. P4K18 FROM T82-4 TO K2-2, WIRE NO. P11F18 FROM T82-5 TO K8-B2, AND WIRE NO. P34B18 FROM K10-P TO K5-X1, 26 IN. LG. NO. 18 RED INSULATED EAL110038X26 (19728)		EA	4											
X1		WIRE: DC CUBICLE PROTECTED HARNESS, WIRE, NO. P2AB18M FROM T82-2 TO K5-X2 AND WIRE NO. P2AD18M FROM T82-2 TO K12-X2, 23 IN. LG. NO. 18 RED INSULATED EAL110038X23 (19728)		EA	2											
P F	6115-727-2557	HARNESS ASSEMBLY, BRANCHED, DC CUBICLE 13213E4439-1 (99193)		EA	1	*	*	1	*	*	1	6	10			
X1		WIRE: DC CUBICLE PROTECTED HARNESS, WIRE NO. P2AC18M FROM T82-2 TO K4-X2 AND WIRE NO. P2AE18M FROM T82-2 TO K3-X2, 21 IN. LG. NO. 18 RED INSULATED EAL110038X21 (19728)		EA	2											
X1		WIRE: DC CUBICLE PROTECT HARNESS, WIRE NO. P2W12M FROM T82-3 TO J3-V AND WIRE NO. H42A12 FROM K9-4 TO J3-W, 16 IN. LG. NO. 12 RED INSULATED EAL110041X16 (19728)		EA	2											

(1) SNR CODE	(2) FEDERAL STOCK NUMBER	(3) DESCRIPTION REF. NUMBER & MFR. CODE	(4) USABLE ON CODE	(5) UNIT OF MEAS QTY INC IN UNIT	(6) 30-DAY DE MAINT ALLOWANCE			(7) 30-DAY OS MAINT ALLOWANCE			(8) 1-YR ALW PER 100 EQUIP CHTGY	(9) DEPOT MAINT ALW PER 100 EQUIP	(10) ILLUS- TRATION	
					(A)	(B)	(C)	(A)	(B)	(C)			(A)	(B)
					1-30	21-60	61-100	1-30	21-60	61-100			FIG NO.	ITEM NO.
X1		WIRE: DC CUBICLE PROTECTED HARNESS, WIRE NO. P2X18M FROM T82-1 TO K2-5 WIRE NO. P5818 FROM S3-2 TO J3-C AND WIRE NO. P6A18 FROM S3-1 TO J3-G, 29 IN. LG, NO. 18 RED INSULATED EAL110038X29 (19728)	EA	3										
X1		WIRE: DC CUBICLE PROTECTED HARNESS, WIRE NO. P2Y18M FROM K9-T TO K2-5, WIRE NO. P4L18 FROM K8-D2 TO K2-2, WIRE NO. P11M18 FROM K5-91 TO K4-81 WIRE NO. P18B18 FROM K4-C2 TO K5-D1, WIRE NO. P19B18 FROM K5-D2 TO K4-C3 AND WIRE NO. L41B18 FROM S8-2 TO DS5-3, 6 IN. LG, NO. 18 RED INSULATED EAL110038X6 (19728)	EA	6										
X1		WIRE: DC CUBICLE PROTECTED HARNESS, WIRE NO. P2Z18M FROM T82-1 TO S6-6 WIRE NO. L4G18 FROM S1-2 TO DS6-3 WIRE NO. K9J18 FROM S13-2 TO J3-A WIRE NO. K9K18 FROM S13-2 TO K3-D2, WIRE NO. P11M18 FROM K10-T TO T82-5, WIRE NO. P11J18 FROM K10-T TO K12-B2, WIRE NO. P16A18 FROM S5-2 TO K4-X1, WIRE NO. P21A18 FROM S5-3 TO J3-U, WIRE NO. P28A18 FROM S4-5 TO K12-B3, WIRE NO. P132C18 FROM K3-X1 TO J3-S, WIRE NO. P34A18 FROM DS6-2 TO S4-3, WIRE NO. P35A18 FROM S6-2 TP K8-X1, WIRE NO. P9N18 FROM S13-2 TO S6-3 AND WIRE NO. P141A18 FROM S6-5 TO K8-X2, 46 IN. LG, NO. 18 RED INSULATED EAL110038X46 (19728)	EA	1										
X1		WIRE: DC CUBICLE PROTECTED HARNESS, WIRE NO. P27A18 FROM S4-2 TO K5-B2, 40 IN. LG, NO. 18 RED INSULATED EAL110038X40 (19728)	EA	1										
X1		WIRE: DC CUBICLE PROTECTED HARNESS, WIRE NO. P29A18 FROM S4-6 TO K11-A2, WIRE NO. H40C18 FROM S8-3 TO J3-G AND WIRE NO. L46B18 FROM K55-2 TO J3-H, 37 IN. LG, NO. 18 RED INSULATED EAL110038X37 (19728)	EA	3										
X1		WIRE: DC CUBICLE PROTECTED HARNESS, WIRE NO. P4E18 FROM T82-4 TO J3-A, WIRE NO. P10B18 FROM K3-C3 TO K8-C3, WIRE NO. P15A18 FROM K8-A1 TO K4-B2, WIRE NO. P18A18 FROM K8-B3 TO K5-D1 WIRE NO. H111A18 FROM K15-5 TO J3-X, WIRE NO. H112A18 FROM K15-1 TO J3-Z AND WIRE NO. P130A18 FROM K16-X1 TO J3-E, 15 IN. LG, NO. 18 RED INSULATED EAL110038X15 (19728)	EA	7										

(1) SNR CODE	(2) FEDERAL STOCK NUMBER	(3) DESCRIPTION REF. NUMBER & MFR. CODE	(4) USABLE ON CODE	(5) QTY INC IN UNIT	(6) 30-DAY QS MAINT ALLOWANCE			(7) 30-DAY QS MAINT ALLOWANCE			(8) 1-YR ALW PER 100 SOLMP CNTGY	(9) DEPOT MAINT ALW PER 100 SOLMP	(10) ILLUS- TRATION	
					(A)	(B)	(C)	(A)	(B)	(C)			(A)	(B)
					1-30	21-30	31-30	1-30	21-30	31-30			FIG. NO.	ITEM NO.
X1		WIRE: DC CUBICLE PROTECTED HARNESS, WIRE NO. P4F18 FROM T82-4 TO S1-2 AND WIRE NO. P11K18 FROM T82-5 TO K5-C1, 20 IN. LG, NO. 18 RED INSULATED EAL110038X20 (19728)	EA	2										
X1		WIRE: DC CUBICLE PROTECTED HARNESS, WIRE NO. P4J18 FROM T82-4 TO K3-C2, WIRE NO. P17A18 FROM T82-6 TO K3-B1, WIRE NO. P17C18 FROM K5-C2 TO K11-A3, 19 IN. LG, NO. 18 RED INSULATED EAL110038X19 (19728)	EA	3										
X1		WIRE: DC CUBICLE PROTECTED HARNESS, WIRE NO. P4S18 FROM S5-5 TO S1-2, NO. 18 RED INSULATED EAL110038 (19728)	EA	V										
X1		WIRE: DC CUBICLE PROTECTED HARNESS, WIRE NO. P6B18 FROM S3-1 TO S3-5, 3 IN. LG, NO. 18 RED INSULATED EAL110038X3 (19728)	EA	1										
X1		WIRE: DC CUBICLE PROTECTED HARNESS, WIRE NO. P6C18 FROM S3-5 TO K2-1, 42 IN. LG NO. 18 RED INSULATED EAL110038X42 (19728)	EA	1										
X1		WIRE: DC CUBICLE PROTECTED HARNESS, WIRE NO. Q15818 FROM K8-A1 TO J3-C, 17 IN. NO. 18 RED INSULATED EAL110038X17 (19728)	EA	1										
X1		WIRE EAL110038X71 (19728)	EA	1										
X1		WIRE EAL110041X3 (19728)	EA	1										
X1		WIRE EAL110041X49 (19728)	EA	1										
X1		WIRE EAL110041X57 (19728)	EA	1										
X1		WIRE EAL110041X62 (19728)	EA	1										
X1		WIRE EAL110041X7 (19728)	EA	1										
P F	6119-727-2554	HARNESS ASSEMBLY, BRANCHED, GENERATOR SET 13213E4440-1 (99193)	EA	1	*	*	1	*	*	1	6	10		
X1		WIRE, ELECTRIC, 600, VOLT, COPPER, AIRCRAFT: TYPE 11 SIZE 18, 34 IN. LG, WHITE INSULATED, WIRE NO. X22Q18N FROM C13-X2 TO T84-B, WIRE NO. X22S18N FROM T84-6 TO P11-J, WIRE NO. X55A18 FROM P1-S TO P7-A, WIRE NO. X56A18 FROM P11-C TO P7-C, WIRE NO. X57A18 FROM P1-W TO P7-B NS25190B18X34 (96906)	EA	5										
X1		WIRE, ELECTRIC, 600 VOLT, COPPER AIRCRAFT: TYPE 11 SIZE 18, 35 IN. LG NS25190B18X35 (96906)	EA	2										

(1) SNR CODE	(2) FEDERAL STOCK NUMBER	(3) DESCRIPTION REF. NUMBER & MFR. CODE	(4) U N I T O F M E A S U R E S U S A B L E O N C O D E	(5) QTY INC IN UNIT	(6) 30-DAY DE MAINT ALLOWANCE			(7) 30-DAY OS MAINT ALLOWANCE			(8) 1-YR ALW PER 100 EQUIP CNTGY	(9) DEPOT MAINT ALW PER 100 EQUIP	(10) ILLUS- TRATION	
					(A)	(B)	(C)	(A)	(B)	(C)			(A)	(B)
					1-20	21-40	61-100	1-20	21-40	61-100			FIG. NO.	ITEM NO.
X1		WIRE, ELECTRIC, 600 VOLTS: SIZE 18, 36 IN. LG MS25190818X36 (96906)	EA	3										
X1		WIRE, ELECTRIC, 600 VOLTS, COPPER, AIRCRAFT: TYPE 11 SIZE 18, 38 IN. LG MS25190818X38 (96906)	EA	2										
X1		WIRE, ELECTRIC, 600 VOLT, COPPER, AIRCRAFT: TYPE 11 SIZE 18 IN. LG, WHITE INSULATED, WIRE NO. X114818C FROM C1-1 TO J19-1 MS25190818X4 (96906)	EA	1										
X1		WIRE, ELECTRIC, 600 VOLT, COPPER, AIRCRAFT: TYPE 11 SIZE 18, 40 IN. LG MS25190818X40 (96906)	EA	1										
X1		WIRE, ELECTRIC, 600 VOLT, COPPER, AIRCRAFT: TYPE 11 SIZE 18, 43 IN. LG MS25190818X43 (96906)	EA	1										
X1		WIRE, ELECTRIC, 600 VOLT, COPPER AIRCRAFT: TYPE 11 SIZE 18, 44 IN. LG MS25190818X44 (96906)	EA	2										
X1		WIRE, ELECTRIC, 600 VOLT, COPPER, AIRCRAFT: TYPE 11 SIZE 18, 45 IN. LG MS25190818X45 (96906)	EA	3										
X1		WIRE, ELECTRIC, 600 VOLT, COPPER, AIRCRAFT: TYPE 11 SIZE 18, 46 IN. LG MS25190818X46 (96906)	EA	3										
X1		WIRE, ELECTRIC, 600 VOLT, COPPER, AIRCRAFT: TYPE 11 SIZE 18, 47 IN. LG MS25190818X47 (96906)	EA	2										
X1		WIRE, ELECTRIC, 600 VOLT, COPPER, AIRCRAFT: TYPE 11 SIZE 18, 49 IN. LG MS25190818X49 (96906)	EA	1										
X1		WIRE, ELECTRIC, 600 VOLT, COPPER, AIRCRAFT: TYPE 11 SIZE 18, 50 IN. LG MS25190818X50 (96906)	EA	4										
X1		WIRE, ELECTRIC, 600 VOLT, COPPER, AIRCRAFT: TYPE 11 SIZE 18, 52 IN. LG MS25190818X52 (96906)	EA	9										
X1		WIRE, ELECTRIC, 600 VOLT, COPPER, AIRCRAFT: TYPE 11 SIZE 18, 53 IN. LG MS25190818X53 (96906)	EA	2										
X1		WIRE, ELECTRIC, 600 VOLT, COPPER, AIRCRAFT: TYPE 11 SIZE 18, 55 IN. LG MS25190818X55 (96906)	EA	4										
X1		WIRE, ELECTRIC, 600 VOLT, COPPER, AIRCRAFT: TYPE 11 SIZE 18, 57 IN. LG MS25190818X57 (96906)	EA	1										
X1		WIRE, ELECTRIC, 600 VOLT, COPPER, AIRCRAFT: TYPE 11 SIZE 18, 58 IN. LG MS25190818X58 (96906)	EA	7										

(11) SMR CODE	(12) FEDERAL STOCK NUMBER	(13) DESCRIPTION REF. NUMBER & MFR. CODE	(14) USABLE ON CODE	(15) UNIT OF MEAS- URE	(16) QTY INC IN LNWT	(18) 30-DAY DS MAINT ALLOWANCE			(17) 30-DAY DS MAINT ALLOWANCE			(19) 1-YR ALW PER 100 SQUP CNTGY	(20) DEPOT MAINT ALW PER 100 SQUP	(21) ILLUS- TRATION		
						(A)	(B)	(C)	(A)	(B)	(C)			(A)	(B)	
						1-30	31-60	61-100	1-30	31-60	61-100			FIG. NO.	ITEM NO.	
X1		WIRE, ELECTRIC, 600 VOLT, COPPER, AIRCRAFT: TYPE 11 SIZE 18, 59 IN. LG MS25190818X59 (96906)		EA	1											
X1		WIRE, ELECTRIC, 600 VOLT, COPPER, AIRCRAFT: TYPE 11 SIZE 18, 6 IN. LG MS25190818X6 (96906)		EA	3											
X1		WIRE, ELECTRIC, 600 VOLT, COPPER, AIRCRAFT: TYPE 11 SIZE 18, 60 IN. LG MS25190818X60 (96906)		EA	1											
X1		WIRE, ELECTRIC, 600 VOLT, COPPER, AIRCRAFT: TYPE 11 SIZE 18, 73 IN. LG MS25190818X73 (96906)		EA	4											
X1		WIRE, ELECTRIC, 600 VOLT, COPPER, AIRCRAFT: TYPE 11 SIZE 18, 74 IN. LG MS25190818X74 (96906)		EA	3											
X1		WIRE EAL110038X12 (19728)		EA	2											
X1		WIRE EAL110038X120 (19728)		EA	4											
X1		WIRE EAL110038X150 (19728)		EA	1											
X1		WIRE EAL110038X19 (19728)		EA	1											
X1		WIRE EAL110038X21 (19728)		EA	1											
X1		WIRE EAL110038X24 (19728)		EA	1											
X1		WIRE EAL110038X27 (19728)		EA	2											
X1		WIRE EAL110038X29 (19728)		EA	1											
X1		WIRE EAL110038X30 (19728)		EA	1											
X1		WIRE EAL110038X33 (19728)		EA	1											
X1		WIRE EAL110038X34 (19728)		EA	4											
X1		WIRE EAL110038X35 (19728)		EA	2											
X1		WIRE EAL110038X36 (19728)		EA	2											
X1		WIRE EAL110028X38 (19728)		EA	2											
X1		WIRE EAL110038X39 (19728)		EA	1											
X1		WIRE EAL110038X40 (19728)		EA	1											
X1		WIRE EAL110038X44 (19728)		EA	1											
X1		WIRE EAL110038X45 (19728)		EA	2											

(1) SBR CODE	(2) FEDERAL STOCK NUMBER	(3) DESCRIPTION REF. NUMBER & MFR. CODE	(4) USABLE OR CODE	(5) QTY INC IN UNIT	(6) 30-DAY QS MAINT ALLOWANCE			(7) 30-DAY QS MAINT ALLOWANCE			(8) 1-YR ALW PER 100 SQMP CNTBY	(9) DEPOT MAINT ALW PER 100 SQMP	(10) ILLUS- TRATION	
					(A)	(B)	(C)	(A)	(B)	(C)			(A)	(B)
					1-30	21-60	61-100	1-30	21-60	61-100			PIC. NO.	ITEM NO.
X1		WIRE EAL110038-46 (19720)	EA	1										
X1		WIRE EAL110038X48 (19720)	EA	7										
X1		WIRE EAL110038X49 (19720)	EA	3										
X1		WIRE EAL110038X52 (19720)	EA	1										
X1		WIRE EAL110038X54 (19720)	EA	1										
X1		WIRE EAL110038X55 (19720)	EA	1										
X1		WIRE EAL110038X59 (19720)	EA	1										
X1		WIRE EAL110038X68 (19720)	EA	1										
X1		WIRE EAL110038X72 (19720)	EA	1										
X1		WIRE EAL110038X75 (19720)	EA	5										
X1		WIRE EAL110038X76 (19720)	EA	1										
X1		WIRE EAL110038X79 (19720)	EA	1										
X1		WIRE EAL110038X8 (19720)	EA	1										
X1		WIRE EAL110038X84 (19720)	EA	1										
X1		WIRE EAL110038X87 (19720)	EA	1										
X1		WIRE EAL110038X94 (19720)	EA	1										
X1		WIRE EAL110038X96 (19720)	EA	1										
X1		WIRE EAL110038X97 (19720)	EA	1										
X1		WIRE EAL110038X98 (19720)	EA	3										
X1		WIRE EAL110041X38 (19720)	EA	1										
X1		WIRE EAL110041X49 (19720)	EA	2										
X1		WIRE EAL110041X52 (19720)	EA	1										
X1		WIRE WC61365X73 (38625)	EA	1										
X20		BOLT, MACHINE AN3-5A (88044)	EA	6										
X20		BOLT, MACHINE AN3-6A (88044)	EA	3										
X20		CLAMP, LOOP; DC HARNESS ON FRAME TO RIGHT OF LOAD ANTICIPATOR, BOTTOM OF VOLTAGE CHANGE PANEL TA1710D10X (84971)	EA	3										

(1) BAR CODE	(2) FEDERAL STOCK NUMBER	(3) DESCRIPTION REF. NUMBER & MFR. CODE	(4) USABLE OR CODE	(5) U N I T M E A S U R E	(6) QTY INC IN UNIT	(8) 30-DAY OS MAINT ALLOWANCE			(7) 30-DAY OS MAINT ALLOWANCE			(9) 1-YR ALW PER 100 EQUIP CMTY	(10) DEPOT MAINT ALW PER 100 EQUIP	(11) ILLUS- TRATION		
						(A)	(B)	(C)	(A)	(B)	(C)			(A)	(B)	
						1-30	21-60	61-100	1-30	21-60	61-100			FIG. NO.	ITEM NO.	
X2F		CLAMP, LOOP TA1710012X (84971)		EA	1											
X20		CLAMP: DC HARNESS ON CHANNEL RUNNING AFT FROM LOAD ANTICIPATOR TA171002X (84971)		EA	1											
X20		CLAMP, LOOP TA171005X (84971)		EA	2											
X20		CLAMP, LOOP TA171007X (84971)		EA	2											
X20		CLAMP, LOOP TA171008X (84971)		EA	2											
X20		NUT, PLAIN, HEXAGON MS35490-612 (96906)		EA	2											
X2F		SCREW, MACHINE, FLAT HEAD ANS07-1032-12 (88044)		EA	4											
X2F		SCREW, MACHINE, FLAT HEAD: CABLE CLAMP MTG, BETWEEN BATTERIES ANS07-1032-10 (88044)		EA	1											
X2F		SCREW, MACHINE, FLAT HEAD ANS10-416-20 (88044)		EA	5											
X2F		SCREW, MACHINE, ROUND HEAD ANS15-4-8 (88044)		EA	4											
X2F		SCREW, MACHINE, ROUND HEAD ANS15-4-10 (88044)		EA	4											
X2F		SCREW, MACHINE, TRUSS HEAD ANS26-1032-8 (88044)		EA	6											
X2F		SCREW, MACHINE, FLAT HEAD: SPARE FUSE BLOCK MTG ANS07-632-10 (88044)		EA	4											
		GROUP 10-BATTERY BOX														
P O	5310-600-5074	NUT, PLAIN, WING: BATTERY BOX RETAINER ANS50-5 (88044)		EA	4	•	•	•	•	•	•	1	•	16	1	
X20		HARNESS ASSEMBLY 13213E4440-5 (99193)		EA	1									16	2	
P O	5930-015-0061	SENSOR, TEMPERATURE: BATTERY ELECTROLYTE 305164-1 (99193)		EA	3	•	•	1	•	•	1	10	10	16	3	
X20		TERMINAL: 66, BATTERY CABLE		EA	4									16	4	
X20		WIRE ASSEMBLY: P2A2N, FROM BT2 NEG TO E2 NEG 34 IN. LG 13207E3820-2 (99193)		EA	1											
X1		SLEEVING: P2A2N, 0.576 EXP ID X 1 IN. LG, BLACK SRX34BLK (90484)		EA	2									16	5	
X2F		TERMINAL: P2A2N YAV2CL (09922)		EA	1									16	5	
X2F		TERMINAL: P2A2N, 1/W MIL-C-5756 YAV2CL2 (09922)		EA	1									16	5	

10 SMR CODE	20 FEDERAL STOCK NUMBER	30 DESCRIPTION REF. NUMBER & MFR. CODE	40 USABLE ON CODE	50 QTY INC IN UNIT	60 30-DAY QS MAINT ALLOWANCE			70 30-DAY QS MAINT ALLOWANCE			80 1-YR ALN PER 100 SOLAP CATEY	90 85POT MAINT PER 100 SOLAP	100 ILLUM- INATION		
					61	62	63	71	72	73			101	102	
					1-30	31-60	61-90	1-30	31-60	61-90			PIC. NO.	FEET REQ.	
X2F		WIRE: AWG2X34, P2A2N, 34 IN. LG		EA	1								16	5	
X2F		LEAD, ELECTRICAL 13207E3020-1 (99193)		EA	1								16	6	
X1		SLEEVING: P1A2, 0.570 EXP ID X 1 IN. LG, BLACK SRX348LK (90404)		EA	1								16	6	
X1		SLEEVING: P1A2, 0.570 EXP ID X 1 IN. LG, RED SRX34RED (90404)		EA	1								16	6	
X2F		TERMINAL: P1A2 YAV2CL (09922)		EA	1								16	6	
X2F		TERMINAL: P1A2, L/W MIL-C-5756 YAV2CL2 (09922)		EA	1								16	6	
X20		WIRE: AWG2X36, P1A2		EA	1								16	6	
X20		LEAD, ELECTRICAL: POS TO BT1 NEG 3.0 IN. LG 13207E3020-16 (99193)		EA	1								16	7	
X1		SLEEVING: P120A2, 0.570 EXP ID X 1 IN. LG, BLACK SRX348LK (90404)		EA	1								16	7	
X1		SLEEVING: P120A2, 0.570 EXP ID X 1 IN. LG, RED ARX34RED (90404)		EA	1								16	7	
X2F		TERMINAL: P120A2, L/W MIL-C-5756 YAV2CL2 (09922)		EA	2								16	7	
X2F		WIRE: AWG2X3, P120A2, 3 IN. LG		EA	1										
P O	6140-057-2553	BATTERY, STORAGE MS35000-1 (96906)		EA	2	1	1	3	1	1	3	30	30	16	8
P O	6140-072-7766	BOX ASSEMBLY, BATTERY 13213E4453-1 (99193)		EA	1	0	0	1	0	0	1	6	10	16	
X20		COVER ASSEMBLY: BATTERY BOX 13213E4453-5 (99193)		EA	1										
P F	5320-117-6830	RIVET, SOLID: BRACKET MTG MS20470AD4-8 (96906)		EA	20	0	0	0	0	0	0	1	0	16	9
X2F		BRACKET: BATTERY BOX 13213E4453-19 (99193)		EA	2									16	10
P F	5320-117-6836	RIVET, SOLID: HOLD DOWN BLOCK AND SPACER BLOCK MTG MS20470AD4-24 (96906)		EA	12	0	0	0	0	0	0	1	0	16	11
X2F		BLOCK, HOLD DOWN: BATTERY BOX 13213E4453-12 (99193)		EA	4									16	12
X2F		DOOR: BATTERY BOX 13213E4453-13 (99193)		EA	2									16	13
P F	5320-117-6831	RIVET, SOLID: FLANGE MTG MS20470AD4-9 (96906)		EA	16	0	0	0	0	0	0	1	0	16	14
X20		GROMMET, RUBBER: BATTERY BOX ASSEMBLY MS35489-20 (96906)		EA	3									16	15

(1) SNR CODE	(2) FEDERAL STOCK NUMBER	(3) DESCRIPTION REF. NUMBER & MFR. CODE	(4) USABLE ON CODE	(5) QTY INC IN UNIT	(6) 30-DAY OS MAINT ALLOWANCE			(7) 30-DAY OS MAINT ALLOWANCE			(8) 1-YR ALW PER 100 EQUIP CNTGY	(9) DEPOT MAINT ALW PER 100 EQUIP	(10) ILLUS- TRATION	
					(A)	(B)	(C)	(A)	(B)	(C)			(A)	(B)
					1-30	31-60	61-100	1-30	31-60	61-100			FIG. NO.	ITEM NO.
X2F		PLATE ASSEMBLY: BATTERY BOX 13213E4453-43 (99193)	EA	1									16	16
P F	5320-117-6830	RIVET, SOLID: BATTERY BOX HINGE MTG MS20470AD4-8 (96906)	EA	16	REF	REF	REF	REF	REF	REF	REF	REF	16	17
X2F		DOOR: BATTERY BOX ASSEMBLY 13213E4453-13 (99193)	EA	1									16	18
X2F		HINGE ASSEMBLY: BATTERY BOX 13213E4453-17 (99193)	EA	1									16	19
X1		HINGE, HALF: BATTERY BOX 13213E4453-37 (99193)	EA	1									16	20
X1		HINGE, HALF: BATTERY BOX 13213E4453-39 (99193)	EA	1									16	21
X2F		PIN, HINGE: BATTERY BOX 13213E4453-41 (99193)	EA	1										
X1		TRAY ASSEMBLY: BATTERY BOX 13213E4453-15 (99193)	EA	1									16	22
P F	5320-117-6956	RIVET, SOLID: BATTERY BOX SUPPORT BLOCK AND TRAY ASSEMBLY MTG MS20426AD4-12 (96906)	EA	8	•	•	•	•	•	•	1	•	16	23
X2F		BLOCK, SUPPORT: BATTERY BOX 13213E4453-27 (99193)	EA	8									16	24
X1		BOX: BATTERY 13213E4453-7 (99193)	EA	1									16	25
P F	5310-550-5009	WASHER, FLAT: BATTERY BOX COVER ASSEMBLY AN960D4 (88044)	EA	56	•	•	•	•	•	•	1	•		
P F	5310-550-5009	WASHER, FLAT: BATTERY BOX ASSEMBLY AN960D4 (88044)	EA	24	REF	REF	REF	REF	REF	REF	REF	REF		
X1		BOX ASSEMBLY: BATTERY BOX 13213E4453-3 (99193)	EA	1										
		GROUP 11-ENGINE LINES AND FITTINGS												
P O	2910-897-9148	HOSE ASSEMBLY, RUBBER: OIL PUMP TO COOLER 399-510-9001 (99193)	EA	1	1	2	4	1	2	4	48	30	17	1
P O	4730-187-0487	NIPPLE, TUBE AN819-8 (88044)	EA	2	•	•	•	•	•	•	1	•	17	2
P O	5330-171-5454	PACKING, PREFORMED S8316K8 (99193)	EA	3	7	13	26	7	13	26	312	300	17	3
X2O		BOLT, FLUID PASSAGE: OIL HOSE BANJO SEAL AN775-8 (88044)	EA	5									17	4
P O	2835-897-2312	SEAL S83-509-9004 (99193)	EA	5	10	21	42	10	21	42	500	500	17	5

(1) SNR CODE	(2) FEDERAL STOCK NUMBER	(3) DESCRIPTION REF. NUMBER & MFR. CODE	(4) USABLE OR CODE	(5) UNIT QTY INC IN UNITS	(6) 30-DAY DS MAINT ALLOWANCE			(7) 30-DAY GS MAINT ALLOWANCE			(8) 1-YR ALW PER 100 EQUIP CNTGY	(9) DEPOT MAINT ALW PER 100 EQUIP	(10) ILLUS- TRATION	
					(A)	(B)	(C)	(A)	(B)	(C)			(A)	(B)
					1-20	21-60	61-100	1-20	21-60	61-100			FIG. NO.	ITEM NO.
P O	4730-277-9762	CONNECTOR, MULTIPLE: OIL HOSE AN776-8 (88044)	EA	3	0	0	0	*	*	*	1	*	17	5
P O	2835-015-0212	TUBE ASSEMBLY, METAL: OIL COOLER TO OIL TANK 378125 (99193)	EA	1	0	1	2	*	1	2	14	20	17	7
P F	4730-287-0297	NUT, TUBE COUPLING AN818-8 (88044)	EA	2	0	*	0	*	*	*	1	*		
X1		TUBE: 1/2 IN. OD X 0.035 IN. WALL, CRES 378125-1 (99193)	EA	1										
X1		SLEEVE, FLARED TUBE FITTING MS20819-8 (96906)	EA	2										
P O	4720-014-8272	HOSE ASSEMBLY, RUBBER 601000-12D0140 (00624)	EA	1	1	2	4	1	2	4	48	30	17	9
P O	5330-171-5442	GASKET S8316K12 (70210)	EA	3	7	13	26	7	13	26	312	300	17	9
P O	5310-061-7326	NUT, SELF-LOCKING, HEXAGON: HOSE CLAMP BOLT MS21045-3 (96906)	EA	7	0	0	0	*	*	*	1	*	17	10
P O	5306-722-0393	BOLT, MACHINE: HEATER FUEL FILTER HOSE CLAMP MTG FUEL PUMP MTG AN3-4A (88044)	EA	6	REF	REF	REF	REF	REF	REF	REF	REF	17	11
X20		CLAMP, LOOP: PLUMBING SUPPORT TA171805T (99193)	EA	3									17	12
P O	4720-062-4149	HOSE, NONMETALLIC: MEDIUM PRESSURE, 1/4 IN. TUBE, 29 3/4 IN. LG 399-543-9014 (99193)	EA	1	1	2	4	1	2	4	48	30	17	13
P O	5330-171-5654	PACKING, PREFORMED S8316K4 (99193)	EA	4	8	17	33	9	17	33	400	400	17	14
P O	2835-757-6812	TUBE ASSEMBLY, NONMETALLIC M666000-4-0262 (00624)	EA	1	1	2	4	1	2	4	48	30	17	15
P O	2835-772-9952	TUBE ASSEMBLY, METAL: GAS TURBINE, ACCESSORY CASE TO OIL PRESSURE SWITCH 370512-6 (99193)	EA	1	0	1	2	0	1	2	18	20	17	16
P F	4730-222-1912	NUT, TUBE COUPLING: TUBE FITTING AN818-4 (88044)	EA	2	0	0	0	*	*	*	1	*		
X1		SLEEVE, FLARED TUBE FITTING: TUBE FITTING MS20819-4 (96906)	EA	2										
X1		TUBE: 0.25 IN. OD X 0.028 IN. WALL, 12.44 IN. LG CRES 370512-106 (99193)	EA	1										
P O	4730-277-5060	TEE, TUBE: FUEL ATOMIZER AN834-4 (88044)	EA	1	0	0	0	*	*	*	1	*	17	17
P F	5310-208-5769	NUT, PLAIN, HEXAGON: TUBE FITTING AN924-4 (88044)	EA	6	0	0	0	*	*	*	1	*	17	18
P O	4730-278-0375	BOLT, FLUID PASSAGE: OIL HOSE BANJO SEAL AN775-4 (88044)	EA	1	0	0	0	*	*	*	1	*	17	19
P O	2910-897-9150	SEAL S83-609-9001 (99193)	EA	1	2	4	9	2	4	8	90	100	17	20

(11) SBR CODE	(12) FEDERAL STOCK NUMBER	(13) DESCRIPTION REF. NUMBER & MFR. CODE	(14) USABLE OR CODE	(15) QTY INC IN UNIT	(16) 30-DAY DS MAINT ALLOWANCE			(17) 30-DAY OS MAINT ALLOWANCE			(18) 1-YR ALW PER 100 EQUIP CNTGY	(19) DEPOT MAINT ALW PER 100 EQUIP	(20) ILLU- STRATION	
					(A)	(B)	(C)	(A)	(B)	(C)			(A)	(B)
					1-20	21-80	81-100	1-20	21-80	81-100			FIG. NO.	ITEM NO.
P O	4730-277-9757	CONNECTOR, MULTIPLE: OIL TUBE AN776-4 (88044)	EA	1	*	*	*	*	*	*	1	*	17	21
P O	4720-766-9204	HOSE, NONMETALLIC: MEDIUM PRESSURE, 3/8 IN. TUBE, 29-1/4 IN. LG. FLARED SWIVEL 399-545-9007 (99193)	EA	1	1	2	4	1	2	4	48	30	17	22
P O	4730-510-7194	REDUCER, TUBE: OIL LINE AN919-6C (81352)	EA	1	*	*	*	*	*	*	1	*	17	23
P O	4730-187-3600	REDUCER, TUBE: SLAVE FITTING AN919-6 (88044)	EA	1	*	*	*	*	*	*	1	*	17	24
P O	6115-641-3773	PACKING, PREFORMED: OIL TANK DRAIN VALVE TEE S8316K6 (99193)	EA	5	17	33	67	17	33	67	800	800	17	25
P O	4730-278-2782	TEE, BOX: SLAVE FITTING AN938-6 (88044)	EA	1	*	*	*	*	*	*	1	*	17	26
P O	4720-710-3425	HOSE, NONMETALLIC: MEDIUM PRESSURE, 3/8 IN. TUBE, 17 IN. LG 399-545-9006 (99193)	EA	1	1	2	4	1	2	4	48	30	17	27
P O	2835-772-9951	TUBE ASSEMBLY, METAL: OIL PRESSURE LINE 370512-5 (99193)	EA	1	*	1	2	*	1	2	18	20	17	28
P F	4730-203-3831	NUT, TUBE COUPLING: TUBE FITTING AN818-6 (88044)	EA	2	*	*	*	*	*	*	1	*		
XI		SLEEVE, FLARED TUBE FITTING MS20819-6 (96906)	EA	2										
XI		NUT, TUBE COUPLING 370512-105 (99193)	EA	1										
P O	4730-187-0486	NIPPLE, TUBE: OIL TANK FILLER NECK DRAIN AN815-6 (88044)	EA	2	*	*	*	*	*	*	1	*	17	29
P O	2835-897-2431	SEAL 583-509-9003 (99193)	EA	1	2	4	8	2	4	8	90	100	17	30
P O	4730-278-5816	CONNECTOR, MULTIPLE: OIL HOSE AN778-6 (88044)	EA	1	*	*	*	*	*	*	1	*	17	31
P O	4730-287-0093	PLUG, MACHINE THREAD: LOCKWIRE HOLES, OIL AN814-4DL (88044)	EA	2	*	*	*	*	*	*	1	*	17	32
P O	4730-278-8794	PLUG, MACHINE THREAD: LOCKWIRE HOLES AN814-6DL (88044)	EA	1	*	*	*	*	*	*	1	*	17	33
P O	5330-861-1396	GASKET: TUBE FITTING S8316AD4 (99193)	EA	1	2	4	8	2	4	8	90	100	17	34
P O	4730-278-8805	PLUG, MACHINE THREAD AN814-12DL (88044)	EA	1	*	*	*	*	*	*	1	*	17	35
P O	4730-278-8804	PLUG, MACHINE THREAD: LOCKWIRE HOLES AN814-8DL (88044)	EA	1	*	*	*	*	*	*	1	*	17	36
P O	2835-757-6808	TUBE ASSEMBLY, METAL 694788-1 (99193)	EA	1	*	1	2	*	1	2	18	20	17	37
P F	4730-222-1912	NUT, TUBE COUPLING AN818-4 (88044)	EA	2	REF	REF	REF	REF	REF	REF	REF	REF		
XI		SLEEVE, FLARED TUBE FITTING MS20819-4 (96906)	EA	2										

(1) SRR CODE	(2) FEDERAL STOCK NUMBER	(3) DESCRIPTION REF. NUMBER & MFR. CODE	(4) USABLE ON CODE	(5) U N I T O F M E A S U R E S	(6) QTY INC IN UNIT	(8) 30-DAY QS MAINT ALLOWANCE			(7) 30-DAY QS MAINT ALLOWANCE			(9) 1-YR ALW PER 100 EQUIP CNTQV	(10) DEPOT MAINT ALW PER 100 EQUIP	(10) ILLUS- TRATION	
						(A)	(B)	(C)	(A)	(B)	(C)			(A)	(B)
						1-20	21-50	51-100	1-20	21-50	51-100			FIG NO.	ITEM NO.
X1		TUBE, UNFLARED, STRAIGHT: 1/4 IN. OD X 0.028 WALL, CRES 694788-11 (99193)	EA	1											
P O	4730-231-3026	ELBOW: FUEL SOLENOID VALVES AN833-4 (88044)	EA	3	*	*	*	*	*	*	1	*	17	30	
X20		CLAMP, LOOP: PLUMBING SUPPORT TA1718D4T (99193)	EA	11									17	39	
P O	4720-952-0061	HOSE ASSEMBLY, NONMETALLIC 399-543-9003 (99193)	EA	1	1	2	4	1	2	4	40	30	17	40	
P O	4730-277-5060	TEE, TUBE: OIL PRESSURE SWITCH LINE AN834-4 (88044)	EA	1	REF	REF	REF	REF	REF	REF	REF	REF	REF	17	41
P O	4730-230-8710	ELBOW, TUBE: FUEL SOLENOID VALVE OUTLET AN837-4 (88044)	EA	1	*	*	*	*	*	*	1	*	17	42	
P O	2835-757-6805	TUBE ASSEMBLY, METAL 694528 (99193)	EA	1	*	1	2	*	1	2	18	20	17	43	
P F	4730-222-1912	NUT, TUBE COUPLING AN818-4 (88044)	EA	2	REF	REF	REF	REF	REF	REF	REF	REF	REF		
X1		SLEEVE, FLARED TUBE FITTING MS20819-4 (96906)	EA	2											
X1		TUBE, UNFLARED, STRAIGHT: 1/4 IN. OD X 0.028 IN. WALL, CRES 694528-1 (99193)	EA	1											
P O	5306-722-0393	BOLT, MACHINE: FUEL PUMP HTC AN3-4A (88044)	EA	4	REF	REF	REF	REF	REF	REF	REF	REF	REF	17	44
X20		CLAMP, LOOP: PLUMBING SUPPORT TA1718DT4 (99193)	EA	5										17	45
P O	2835-015-0214	TUBE ASSEMBLY: GAS TURBINE ENGINE, 1/4 IN. OD X 0.028 IN. WALL, CRES 694527 (99193)	EA	1	*	1	2	*	1	2	18	20	17	46	
P F	4730-222-1912	NUT, TUBE COUPLING AN818-4 (88044)	EA	2	REF	REF	REF	REF	REF	REF	REF	REF	REF		
X1		SLEEVE, FLARED TUBE FITTING MS20819-4 (96906)	EA	2											
X1		TUBE, UNFLARED, STRAIGHT, 1/4 IN. OD X 0.028 IN. WALL, CRES 694527-1 (99193)	EA	1											
P O	5330-641-1824	PACKING, PREFORMED: PLUG S8316A4 (99193)	EA	2	3	5	10	3	5	10	120	100	17	47	
P O	2835-757-6815	TUBE ASSEMBLY, METAL 694675 (99193)	EA	1	*	1	2	*	1	2	18	20	17	48	
X1		NUT, TUBE COUPLING AN818-4 (88044)	EA	2											
X1		SLEEVE, FLARED TUBE FITTING MS20819-4 (96906)	EA	2											
X1		TUBE, UNFLARED, STRAIGHT: 1/4 IN. OD X 0.028 IN. WALL, CRES 694675-1 (99193)	EA	2											
X20		ELBOW: FUEL LINE 75436-9 (99193)	EA	1										17	49

(1) BAR CODE	(2) FEDERAL STOCK NUMBER	(3) DESCRIPTION REF. NUMBER & MFR. CODE	(4) USABLE OR CODE	(5) UNIT QTY INC	(6) 30-DAY DE MAINT ALLOWANCE			(7) 30-DAY DE MAINT ALLOWANCE			(8) 1-YR ALW PER 100 SQUP CNTGY	(9) DEPOT MAINT ALW PER 100 SQUP	(10) ILLUS- TRATION	
					(A)	(B)	(C)	(A)	(B)	(C)			(A)	(B)
					1-30	21-60	61-100	1-30	21-60	61-100			FIG. NO.	ITEM NO.
P O	5330-641-1024	PACKING, PREFORMED: ELBOW, FUEL CONTROL AIR LINE S8316A4 (99193)	EA	1	REF	REF	REF	REF	REF	REF	REF	REF	17	50
P O	2035-757-6016	TUBE ASSEMBLY, METAL 694524 (99193)	EA	1	*	1	2	*	1	2	10	20	17	51
P F	4730-107-0409	NIPPLE, TUBE AN815-12 (88044)	EA	2	*	*	*	*	*	*	1	*	17	52
P F	4730-207-0297	NUT, TUBE COUPLING AN810-0 (88044)	EA	2	REF	REF	REF	REF	REF	REF	REF	REF		
XI		SLEEVE, FLARED TUBE FITTING MS20019-0 (96906)	EA	2										
XI		TUBE: 1/2 IN. OD X 0.025 IN. WALL, 20.50 IN. LG. CRES 694524-1 (99193)	EA	1										
P O	4730-278-5026	CONNECTOR, MULTIPLE: COOLER BANJO SEAL, OIL TUBE BANJO SEAL AN770-0 (88044)	EA	1	*	*	*	*	*	*	1	*	17	53
X20		CLAMP, LOOP: PLUMBING SUPPORT TA1718010T (99193)	EA	1									17	54
P O	4720-757-6017	HOSE ASSEMBLY, RUBBER 399-503-9006 (99193)	EA	1	1	2	4	1	2	4	40	30	17	55
P O	5330-003-4215	PACKING, PREFORMED: OIL TANK DRAIN UNION S8316AD6 (99193)	EA	1	2	4	8	2	4	8	90	100	17	56
P O	4730-278-0797	PLUG, MACHINE THREAD: LOCKWIRE HOLES AN814-4L (88044)	EA	2	*	*	*	*	*	*	1	*	17	57
P O	5330-641-1024	PACKING, PREFORMED: THERMOSTAT BY-PASS SOLENOID VALVE S8316A4 (99193)	EA	2	REF	REF	REF	REF	REF	REF	REF	REF	17	58
P F	4730-510-7198	NIPPLE, TUBE AN815-4C (88044)	EA	1	*	*	*	*	*	*	1	*	17	59
X2F		GROMMET, RUBBER HOT OIL AND COOLANT RESISTANT MS23487-12 (96906)	EA	1									17	60
P F	5325-174-5315	GROMMET, RUBBER: FUEL LINE SUPPORT MS35489-7 (96906)	EA	1	REF	REF	REF	REF	REF	REF	REF	REF	17	61
X2F		GROMMET, RUBBER: 1/2 IN. ID, OIL LINE SUPPORT 370-050-9003 (99193)	EA	1									17	62
P O	4730-618-7377	ADAPTER, STRAIGHT, PIPE: OIL TANK 372044 (99193)	EA	1	*	*	1	*	*	1	6	5	17	63
P F	5330-263-0028	PACKING, PREFORMED: TUBE FITTING MS29512-4 (96906)	EA	3	3	5	10	3	5	10	120	100	17	64
P O	5330-094-3426	PACKING, PREFORMED S8316AH6 (99193)	EA	1	2	4	8	2	4	8	90	100	17	65
P O	5306-274-2119	BOLT, MACHINE: NOSE CLAMP AND BRACKET MTG AN3-5A (88044)	EA	1	x	x	x	x	x	x	1	x	17	66
P O	5310-167-0034	WASHER, FLAT AN960-10L (88044)	EA	16	REF	REF	REF	REF	REF	REF	REF	REF	17	67

(1) SMR CODE	(2) FEDERAL STOCK NUMBER	(3) DESCRIPTION REF. NUMBER & MFR. CODE	(4) UN- USABLE OR CODE	(5) QTY INC IN UNIT	(6) 30-DAY QS MAINT ALLOWANCE			(7) 30-DAY QS MAINT ALLOWANCE			(8) 1-YR ALW PER 100 SQMP CNTGY	(9) DEPOT MAINT ALW PER 100 SQMP	(10) ILLUS- TRATION	
					(A)	(B)	(C)	(A)	(B)	(C)			(A)	(B)
					1-30	21-60	61-100	1-30	21-60	61-100			FIG. NO.	ITEM NO.
		GROUP 12-STARTER MOTOR												
X20		LEAD, ELECTRICAL: FROM B1 MEG TO E2, 38 IN. LG, STARTER MEG TERMINAL TO INTERNAL GROUND STUD 13207E3820-3 (99193)	EA	1								18	1	
X20		TERMINAL: STARTER MEG TERMINAL END YAEV2CL1 (09922)	EA	1								18	2	
X20		TERMINAL: STARTER RELAY END YAEV2CL (09922)	EA	1								18	3	
X20		WIRE, ELECTRICAL, 600 VOLT, COPPER, AIRCRAFT: SIZE 1N-2, 38 IN. LG MS2519082X38 (96906)	EA	1										
X20		LEAD, ELECTRICAL: FROM K1-A1 TO B1 POS, 38.5 IN. LONG, STARTER RELAY TO STARTER POS TERMINAL 13207E3820-5 (99193)	EA	1								18	4	
P F	5310-061-7325	MUT, SELF-LOCKING: STARTER MTG AN365-428C (88044)	EA	4	*	*	*	*	*	1	*	18	5	
P F	5310-141-1795	WASHER, FLAT: STARTER MTG SCREW AN960-416 (88044)	EA	4	*	*	*	*	*	1	*	18	6	
P O	5330-576-9114	PACKING, PREFORMED: STARTER MOTOR MOUNTING S8171K15 (72599)	EA	1	2	4	8	2	4	8	90	100	18	7
X20		TERMINAL: STARTER POSITIVE TERMINAL END YAEV2CL1 (09922)	EA	1										
X20		WIRE, ELECTRICAL: 600 VOLT, COPPER, AIRCRAFT, SIZE AN-2, 39 IN. LG MS2519082X39 (96906)	EA	1										
X20		TERMINAL: INTERNAL GROUND END YAEV2CL (09922)	EA	1										
P OT	2920-792-2569	MOTOR ENGINE STARTER: GAS TURBINE 76483-2 (99193)	EA	1	*	1	1	*	1	1	12	2	18	8
X2F		NAMEPLATE, AC AND DC, MOTOR, AIRCRAFT: 0.097-0.093 MTG HOLE DIA S8304-1 (99193)	EA	1									19	1
X2F		SCREW	EA	2									19	2
P F	5340-027-3146	RING, RETAINING RR1375 (80765)	EA	1	10	20	40	10	20	40	480	100	19	3
P F	5315-298-3671	PIN, STRAIGHT, HEADED 75689 (99193)	EA	3	15	30	60	15	30	60	720	300	19	4
P F	2835-777-1752	PAWL, DRIVE SHAFT 376878 (99193)	EA	3	15	30	60	15	30	60	720	300	19	5
P F	2920-037-7512	SPIDER, CLUTCH DRIVEN 75668 (99193)	EA	1	*	*	1	*	*	1	6	30	19	6
P F	5340-754-1885	RING, EXTERNALLY THREADED 376313 (99193)	EA	1	*	1	1	*	1	1	12	30	19	7

(1) SNR CODE	(2) FEDERAL STOCK NUMBER	(3) DESCRIPTION REF. NUMBER & MFR. CODE	(4) USABLE ON CODE	(5) U N I T O F M E S U R E	(6) QTY INC IN UNITS	(8) 30-DAY OS MAINT ALLOWANCE			(7) 30-DAY OS MAINT ALLOWANCE			(9) 1-YR ALW PER 100 EQUIP CNTGY	(10) DEPOT MAINT ALW PER 100 EQUIP	(11) ILLUSTRATION	
						(A)	(B)	(C)	(A)	(B)	(C)			(A)	(B)
						1-20	21-80	81-100	1-20	21-80	81-100			FIG. NO.	ITEM NO.
P F	2920-777-1751	DISK, CLUTCH STARTER 376769 (99193)		EA	2	10	20	40	10	20	40	480	200	19	8
P F	2920-693-7406	SPRING, CLUTCH 75688-1 (99193)		EA	1	*	1	2	*	1	2	18	100	19	9
P F	2920-031-7241	RETAINER, SLIP CLUTCH 75692 (99193)		EA	1	*	1	1	*	1	1	12	30	19	10
P F	5310-595-9998	WASHER, SPRING 73524 (99193)		EA	1	*	1	1	*	1	1	12	50	19	11
P F	5340-527-0561	SHIM: TURBINE STARTER CLUTCH S8154-79-010 (70210)		EA	2	*	1	1	*	1	1	12	200	19	12
P D	2920-014-4506	MOTOR, STARTING: MODEL NO. DCM40-13-1 48346-1 (70210)		EA	1								5	19	13
P F	5977-636-3931	BRUSH, ELECTRICAL CONTACT 48312 (70210)		EA	8	1	1	2	1	1	2	24	100	20	1
P D	5310-682-4877	RING, LOCK, SERRATED RL28588 (83324)		EA	1								20	20	2
P D	5305-150-9644	SCREW, MACHINE, FILLISTER HEAD: DRILLED HEAD AN501A10-20 (88044)		EA	4								30	20	3
P D	5310-167-0662	WASHER, LOCK MS35337-43 (96906)		EA	4								30	20	4
P D	5310-167-0834	WASHER, FLAT AN960-10L (88044)		EA	4								REF	20	5
P D	5305-150-9750	SCREW, MACHINE, FLAT HEAD, RECESSED HEAD AN507-1032R16 (88044)		EA	4								30	20	6
P D	5340-664-4494	INSERT, SCREW THREAD R306S88L (83324)		EA	1								10	20	7
P D	2920-703-7856	DISK, SOLID, PLAIN 46788 (70210)		EA	4								100	20	8
P D	5977-651-2394	BLOCK ASSEMBLY, MOTOR BRUSH HOLDER 46785 (70210)		EA	1								10	20	9
P D	5977-091-6355	HOLDER, ELECTRICAL 48304 (70210)		EA	4								20	20	10
P D	2920-801-9843	ENDBELL, ELECTRICAL 48325-5 (70210)		EA	1								5	20	11
P D	3110-608-1550	BEARING, ANNULAR BALL 33397 (70210)		EA	1								100	20	12
P D	2920-500-2133	ARMATURE MOTOR 48316-6 (70210)		EA	1								5	20	13
P D	3110-608-1551	BEARING, ANNULAR BALL 33373 (70210)		EA	1								100	20	14
P D	2925-854-6746	ENDBELL, ELECTRICAL 515569-1 (70210)		EA	1								5	20	15
X2D		ENDBELL, ELECTRICAL 48311-3 (70210)		EA	1										
X2D		SCREW		EA	2									20	16
X2D		NAMEPLATE, AC AND DC MOTOR AIRCRAFT: 0.097-0.093 IN. MTG HOLE DIA S8304-1 (70210)		EA	1									20	17

(1) DMM CODE	(2) FEDERAL STOCK NUMBER	(3) DESCRIPTION REF. NUMBER & MFR. CODE	(4) USABLE ON CODE	(5) U N I T O F M E A S U R E	(6) QTY INC IN UNIT	(8) 30-DAY DS MAINT ALLOWANCE			(7) 30-DAY QS MAINT ALLOWANCE			(9) 1-YR ALW PER 100 EQUIP CNTGY	(10) DEPOT MAINT ALW PER 100 EQUIP	(11) ILLU- STRATION	
						(A)	(B)	(C)	(A)	(B)	(C)			(A)	(B)
						1-30	21-60	61-100	1-30	21-60	61-100			Pg. NO.	ITEM NO.
P D	2835-779-8816	DECALCOMANIA, RUBBER CURE DATE 58265 (70210)		EA	1								20	20	18
P D	4730-804-2565	CLAMP 330-1-875-3-9385 (98625)		EA	1								10	20	19
P D	5970-538-1974	INSULATOR, PLATE 58192-208007 (70210)		EA	1								5	20	20
P D	5305-582-5807	SCREW, MACHINE, FILLISTER HEAD AN500A6-6 (88044)		EA	24								30	20	21
P D	5310-198-3724	WASHER, LOCK AN935-6L (88044)		EA	24								30	20	22
P D	5310-167-0816	WASHER, FLAT AN960-6 (88044)		EA	12								30	20	23
X2D		CAP, ELECTRICAL 48331 (70210)		EA	4									20	24
P D	2920-696-3612	SPRING, HELICAL, COMPRESSION 48337 (70210)		EA	8								5	20	25
P D	5310-680-7504	NUT, SELF-LOCKING, HEXAGON 48322 (70210)		EA	4								30	20	26
P D	5310-167-0835	WASHER, FLAT AN960-416L (88044)		EA	4								30	20	27
P D	5310-579-1786	NUT, PLAIN, HEXAGON AN341-416 (88044)		EA	3								0	20	28
P D	5310-184-8970	WASHER, LOCK: NEG TERM AN9358416 (81352)		EA	1								5	20	29
P D	5310-141-1795	WASHER, FLAT: NEG TERM AN960-416 (88044)		EA	1								REF	20	30
P D	5307-207-7413	STUD, CONTINUOUS THREAD 48335-1 (70210)		EA	1								50	20	31
P D	5340-637-3522	SHIM 58154-86C005 (70210)		EA	V								30	20	32
P D	5340-664-5333	SHIM 58154-86C010 (70210)		EA	V								38	20	32
P D	5315-837-4545	PIN, SPRING 59-022-094-0875 (72962)		EA	1								100	20	33
P D	2835-771-9029	HOUSING, STARTER CLUTCH 73523-1 (70210)		EA	1								5	20	34
P D	5305-174-1168	SCREW, MACHINE, FLAT HEAD AN507-632-6 (88044)		EA	6								30	20	35
P D	2920-696-3611	PLATE, RETAINER: BEARING 48315-3 (70210)		EA	1								20	20	36
P D	5340-209-2057	SHIM 58154-116-015 (70210)		EA	1								30	20	37
P D	2995-202-2336	SEAL, PLAIN: SHAFT 48321 (70210)		EA	1								100	20	38
P D	5305-958-2041	BOLT 516816-2 (99193)		EA	4								20	20	39
P D	5310-579-1786	NUT, PLAIN, HEXAGON: STARTER POS TERM. AN341-416 (88044)		EA	3								REF	20	40
P D	5310-184-8970	WASHER, LOCK, SPRING: BRONZE, 1/4 IN. THREAD SIZE, POS TERM. AN9358416 (81352)		EA	1								REF	20	41

(11) BAR CODE	(12) FEDERAL STOCK NUMBER	(13) DESCRIPTION REF. NUMBER & MFR. CODE	(14) USABLE OR CODE	(15) UNIT OF MEAS	(16) QTY INC IN UNTY	(18) 30-DAY DE MAINT ALLOWANCE			(17) 30-DAY OS MAINT ALLOWANCE			(19) 1-YR ALW PER 100 EQUIP CWTGY	(20) DEPOT MAINT ALW PER 100 EQUIP	(19B) ILLUS- TRATION	
						(A)	(B)	(C)	(A)	(B)	(C)			(A)	(B)
						1-20	21-60	61-100	1-20	21-60	61-100			FIG. NO.	ITEM NO.
P D	5310-754-4337	WASHER, FLAT: POS TERM. AN961-416 (88044)		EA	1								30	20	42
P O	5307-207-7413	STUD. CONTINUOUS THREAD 48335-1 (70210)		EA	1	REF	REF	REF	REF	REF	REF	REF	REF	20	43
P D	5305-151-0386	SCREW, MACHINE, FILLISTER HEAD AN500A6-10 (88044)		EA	4								30	20	44
P D	5310-039-5398	WASHER, FLAT S815-7C82-032 (70210)		EA	4								30	20	45
X2D		TERMINAL, BOARD 48332-3 (70210)		EA	1									20	46
X2D		TERMINAL, MOTOR 48330 (72599)		EA	1									20	47
P D	5305-151-0150	SCREW, MACHINE, FLAT HEAD AN507-1024R10 (88044)		EA	24								10	20	48
X2D		POLE, MOTOR FIELD 32798 (72599)		EA	8									20	49
X2D		WINDING, MOTOR FIELD 48332-3 (70210)		EA	1									20	50
P D	5315-579-9841	PIN, SPRING 52-022-094-0187 (72962)		EA	1								100	20	51
X2D		HOUSING 48329-1 (70210)		EA	1									20	52
P D	2920-792-3532	PARTS KIT, MOTOR OVERHAUL 59098L-1 (99193)		EA	1								100		
P D	2925-540-9918	STATOR, ENGINE STARTER ASSEMBLY 48317 (70210)		EA	1								5		
X2D		NUT, PLAIN, HEXAGON, ELECTRICAL: 3/8-24 UNF, STARTER RELAY, X1 AND X2 TERMINALS MS20341-616 (96906)		EA	2									21	1
X2D		WASHER, LOCK, SPRING: 3/8 IN. THREAD SIZE, BRONZE, STARTER RELAY TERMINALS X1 AND X2 AN9358616 (88044)		EA	2									21	2
P O	5310-187-2413	WASHER, FLAT: STARTER RELAY TERMINALS X1 AND X2 AN961-616 (88044)		EA	2	•	•	•	•	•	•	1	•	21	3
X2D		NUT, PLAIN, HEXAGON, ELECTRICAL: NO. 6-32 UNC, STARTER RELAY TERMINALS, EXCEPT X1 AND X2 MS20341-6 (96906)		EA	6									21	4
X2D		WASHER, LOCK, SPRING: NO. 6 THREAD SIZE, BRONZE STARTER RELAY TERMINALS EXCEPT X1 AND X2 AN93586 (88044)		EA	6									21	5
X2D		WASHER, FLAT, ELECTRICAL: NO. 6 THREAD SIZE, STARTER RELAY TERMINALS EXCEPT X1 AND X2 AN961-6 (88044)		EA	6									21	6
X2D		SCREW, MACHINE: STARTER RELAY MTG, INBOARD AN526-1032-12 (88044)		EA	1									21	7

(1) SNR CODE	(2) FEDERAL STOCK NUMBER	(3) DESCRIPTION REF. NUMBER & MFR. CODE	(4) U N I T O F M E A S U R E S	(5) QTY INC IN UNIT	(6) 30-DAY DS MAINT ALLOWANCE			(7) 30-DAY GS MAINT ALLOWANCE			(8) 1-YR ALW PER 100 EQUIP CNTGY	(9) DEPOT MAINT ALW PER 100 EQUIP	(10) ILLU- STRATION	
					(A)	(B)	(C)	(A)	(B)	(C)			(A)	(B)
					1-20	21-40	61-100	1-20	21-40	61-100			FIG. NO	ITEM NO.
P O	5945-754-6611	RELAY, SOLENOID: STARTER RELAY MS24142D2 (96906) GROUP 13-FUEL TANK WIRING	EA	1	*	1	1	*	1	1	12	25	21	8
P O	5340-847-8082	CLAMP: FUEL TANK WIRING HARNES MTG TA1718D6X (84971)	EA	5	*	*	*	*	*	*	1	*	22	1
X20		NUT, SELF-LOCKING, HEXAGON REGULAR HEIGHT: 8-32 UNC, CRES, RESISTOR MTG BOLT MS21044C08 (96906)	EA	1									22	2
P O	5310-558-6207	WASHER, FLAT: RESISTOR MTG BOLT AN960C8L (88044)	EA	2	*	*	*	*	*	*	1	*	22	3
P O	5305-558-6266	SCREW, MACHINE, TRUSS HEAD: RESISTOR MTG AN526C832-24 (88044)	EA	1	*	*	*	*	*	*	1	*	22	4
P O	5310-952-0072	WASHER, NONMETALLIC 2516 (83330)	EA	2	*	*	*	*	*	*	1	*	22	5
P O	5305-271-8216	SCREW, MACHINE, FLAT HEAD: FUEL TANK WIRING HARNES CLAMP MTG AN507-1032-10 (88044)	EA	3	REF	REF	REF	REF	REF	REF	REF	REF	22	6
P O	5340-840-0066	CLAMP, LOOP TA1718D5X (84971)	EA	3	*	*	*	*	*	*	1	*	22	7
P O	5325-185-0001	GROMMET, RUBBER: SPLIT FUEL TANK WIRING HARNES MS35489-46S (96906)	EA	1	*	*	*	*	*	*	1	*	22	8
X20		GROMMET, RUBBER: 3/4 IN. ID, SPLIT TYPE, FUEL TANK WIRING HARNES MS35489-124S (96906)	EA	1									22	9
P FR	6115-872-7765	WIRING HARNES ASSEMBLY, FUEL TANK BASE: ENGINE CONTROLS 13213E4462-1 (99193)	EA	1	*	*	1	*	*	1	6	10	22	10
X2F		CONNECTOR, PLUG, ELECTRIC: FUEL TANK WIRING HARNES, PLUG P-39 MS3106R18-4P (96906)	EA	1									23	1
X2F		TERMINAL: FUEL TANK WIRING HARNES, P-39 CONNECTOR GRD 32543 (00779)	EA	1									23	2
X20		BAND, MARKER: HARNES JUNCTIONS TY5 (59730)	EA	V									23	3
X1		BRACKET ASSEMBLY, WARNING LIGHT, FUEL TANK BASE 13213E4463-1 (99193)	EA	1									23	4
X1		BRACKET: FUEL TANK BASE WARNING LIGHT 13213E4463-3 (99193)	EA	1										
P F	5310-660-2304	NUT, SELF-LOCKING, PLATE: WARNING LIGHT BRACKET ANS1032N3 (80205)	EA	4	*	*	*	*	*	*	1	*		
P F	5320-117-6939	RIVET, SOLID: WARNING LIGHT BRACKET NUT PLATE MTG MS20426AD3-5 (96906)	EA	8	REF	REF	REF	REF	REF	REF	REF	REF		

(1) SMM CODE	(2) FEDERAL STOCK NUMBER	(3) DESCRIPTION REF. NUMBER & MFR. CODE	USABLE OR CODE	(4) U N I T O F M E A S U R E M E N T	(5) 30-DAY QS MAINT ALLOWANCE			(7) 30-DAY QS MAINT ALLOWANCE			(8) 1-YR ALW PER 100 EQUIP CNTQY	(9) DEPOT MAINT ALW PER 100 EQUIP	(10) ILLUS- TRATION	
					(A)	(B)	(C)	(A)	(B)	(C)			(A)	(B)
					1-20	21-80	81-100	1-20	21-80	81-100			FIG. NO.	ITEM NO.
X1		LIGHT: WARNING LIGHT 103-4001-1331 (72619)	EA	1									23	5
X20		LAMP: WARNING INDICATOR LIGHT 656-30V (72619)	EA	1									23	6
X2F		CONNECTOR, PLUG, ELECTRIC: FUEL TANK WIRING HARNESS FUEL TANK FUEL PUMP MS310BR12-55 (96906)	EA	1									23	7
X2F		TERMINAL: FUEL TANK WIRING HARNESS, P-40 CONNECTOR GRD 31898 (00779)	EA	1									23	8
X1		INSULATION SLEEVING: 0.187 IN. ID X 1.00 IN. LG, FUEL TANK WIRING HARNESS, SCR1 RECTIFIER LEADS, R14 RESISTOR LEADS AND 2-8 LEADS AMF100X1871DX1 (08795)	EA	7									23	9
X2F		TERMINAL: FUEL TANK WIRING HARNESS, 8-2 LEADS 31904 (00779)	EA	2									23	10
X1		SWITCH, PUSH, MOISTURE PROOF: TYPE F, FUEL TANK BY-PASS MS250B9-4F (96906)	EA	1									23	11
X2F		RECTIFIER, SILICON CONTROLLED: SCR1, FUEL TANK WIRING HARNESS 2N602 (09214)	EA	1									23	12
X2F		RESISTOR: FUEL TANK WIRING HARNESS, R-14 RN300-16L (09214)	EA	1									23	13
X2F		CONNECTOR, PLUG, ELECTRICAL: P-41, P-42, P-43, AND P-44 PT96E8-35 (77820)	EA	4									23	14
X2F		WIRE - EE18X10: SILVER COATED CONDUCTOR AND SHIELD, 10 IN. LG, FUEL TANK WIRING HARNESS FROM SCR1-GROUND TO RESISTOR R14-2, NO. Q129A18	EA	1									24	1
X2F		WIRE - EE18X24: SILVER COATED CONDUCTOR AND SHIELD, 24 IN. LG, FUEL TANK WIRING HARNESS FROM SCR1-POSITIVE TO CONNECTOR P43, PIN 8, NO. Q124818	EA	1									24	2
X2F		WIRE - EE18X63: SILVER COATED CONDUCTOR AND SHIELD, 63 IN. LG, FUEL TANK WIRING HARNESS FROM SCR1 POSITIVE TO SWITCH S14 PIN 3, NO. 124A18	EA	1									24	3
X2F		WIRE - EE18X62: SILVER COATED CONDUCTOR AND SHIELD, 62 IN. LG, FUEL TANK WIRING HARNESS FROM SWITCH S14 PIN 2, TO RESISTOR R14 PIN 1, NO. Q123818	EA	1									24	4

(11) SMM CODE	(12) FEDERAL STOCK NUMBER	(13) DESCRIPTION REF. NUMBER & MFR. CODE	(14) USABLE ON CODE	(15) QTY INC IN UNITS	(16) 30-DAY OS MAINT ALLOWANCE			(17) 30-DAY OS MAINT ALLOWANCE			(18) 1-YR ALW PER 100 EQUIP CNTGY	(19) DEPOT MAINT ALW PER 100 EQUIP	(20) ILLUS- TRATION	
					(A)	(B)	(C)	(A)	(B)	(C)			(A)	(B)
					1-30	21-60	61-100	1-30	21-60	61-100			FIG. NO.	ITEM NO.
X2F		WIRE - EE10X42: SILVER COATED CONDUCTOR AND SHIELD, 42 IN. LG. FUEL TANK WIRING HARNESS FROM CONNECTOR P42 PIN C TO RESISTOR R14 PIN 1, NO. Q123A18	EA	1									24	5
X2F		WIRE - EE10X39: SILVER COATED CONDUCTOR AND SHIELD, 39 IN. LG. FUEL TANK WIRING HARNESS, FROM CONNECTOR P40 PIN A TO CONNECTOR P41 PIN C, NO. Q122A18	EA	1									24	6
X2F		WIRE - EE10X35: SILVER COATED CONDUCTOR AND SHIELD, 35 IN. LG. FUEL TANK WIRING HARNESS, FROM SCR1 NEGATIVE TO CONNECTOR P41, PIN A, NO. Q121A18	EA	1									24	7
X2F		WIRE - EE10X60: SILVER COATED CONDUCTOR AND SHIELD, 60 IN. LG. FUEL TANK WIRING HARNESS FROM CONNECTOR P43 PIN A TO SWITCH S14 PIN 1, NO. Q9R18	EA	1									24	8
X2F		WIRE - EE10X56: SILVER COATED CONDUCTOR AND SHIELD, 56 IN. LG. FUEL TANK WIRING HARNESS FROM CONNECTOR P42, PIN A TO SWITCH S14, PIN 1, NO. Q9Q18	EA	1									24	9
X2F		WIRE - EE10X74: SILVER COATED CONDUCTOR AND SHIELD, 74 IN. LG. FUEL TANK WIRING HARNESS FROM CONNECTOR P39 PIN A TO SWITCH S14 PIN 1, NO. Q9P18	EA	1									24	10
X2F		WIRE - E10X82: SILVER COATED CONDUCTOR AND SHIELD, 82 IN. LG. FUEL TANK WIRING HARNESS FROM CONNECTOR P39 PIN C TO CONNECTOR P44 PIN A, NO. P125A18	EA	1									24	11
X2F		WIRE - E10X82: SILVER COATED CONDUCTOR AND SHIELD, 82 IN. LG. FUEL TANK WIRING HARNESS FROM CONNECTOR P39 PIN D TO CONNECTOR P44 PIN B, NO. P5818	EA	1									24	12
X2F		WIRE - EE10X70: SILVER COATED CONDUCTOR AND SHIELD, 70 IN. LG. FUEL TANK WIRING HARNESS FROM CONNECTOR P39 PIN B TO B2 XX NEGATIVE NO. Q2A018	EA	1									24	13

(11) SMR CODE	(12) FEDERAL STOCK NUMBER	(13) DESCRIPTION REF. NUMBER & MFR. CODE	(14) USABLE ON CODE	(15) U N I T O F M E A S U R E M E N T S	(16) QTY WH IN UNIT	(16) 30-DAY QS MAINT ALLOWANCE			(17) 30-DAY QS MAINT ALLOWANCE			(18) 1-YR ALW PER 100 EQUIP CNTGY	(19) DEPOT MAINT ALW PER 100 EQUIP	(19) ILLUS- TRATION	
						(A)	(B)	(C)	(A)	(B)	(C)			(A)	(B)
						1-20	21-80	81-100	1-20	21-80	81-100			FIG. NO.	ITEM NO.
X2F		WIRE - EE18X28: SILVER COATED CONDUCTOR AND SHIELD, 28 IN. LG, FUEL TANK WIRING HARNESS FROM DS9 WARNING LIGHT, PIN 2 TO B2-NEGATIVE, NO. L2A18M	EA		1									24	14
X2F		WIRE - EE18X50: SILVER COATED CONDUCTOR AND SHIELD, 50 IN. LG, FUEL TANK WIRING HARNESS FROM WARNING LIGHT DS9 PIN 1 TOCONNECTOR P43, PIN C, NO. L23A18	EA		1									24	15
		GROUP 14-FUEL SYSTEM LINES, FITTING AND ACCESSORIES													
X2F		TUBE ASSEMBLY: FUEL TANK VENT 13215E6031-1 (99193)	EA		1										
P F	4730-187-0486	NIPPLE, TUBE: FUEL TANK FUEL PUMP AND REMOTE FUEL LINE AN815-6 (88044)	EA		3	REF	REF	REF	REF	REF	REF	REF	REF	25	1
P F	4730-278-8344	UNION, FLARED TUBE AN832-6 (88044)	EA		1	*	*	*	*	*	*	1	*	25	2
P F	4730-287-0289	MUT, TUBE COUPLING: FUEL TANK VENT AN818-4D (88044)	EA		2	*	*	*	*	*	*	1	*		
P F	4730-542-2784	SLEEVE, FLARED TUBE FITTING: FUEL TANK VENT MS20819-4D (96906)	EA		2	*	*	*	*	*	*	1	*		
X2F		TUBE: FUEL TANK VENT 13215E6031-3 (99193)	EA		1										
P O	4730-231-3946	ELBOW, TUBE: FUEL INLET AND OIL DRAIN AN837-6 (88044)	EA		2	*	*	*	*	*	*	1	*	25	3
P F	5310-282-7817	NUT, PLAIN, HEXAGON: FUEL LINE FITTINGS AN924-6 (88044)	EA		6	*	*	*	*	*	*	1	*	25	4
X2F		PACKING: TUBE UNION AND ELBOW 906-1427 (86579)	EA		5									25	5
P F	5310-877-5797	NUT, SELF-LOCKING, HEXAGON: FUEL LINE CLAMP MTG BOLT MS21044N3 (96906)	EA		12	REF	REF	REF	REF	REF	REF	REF	REF	25	6
X2F		VALVE: FUEL CHECK 483-3-8551-2 (86768)	EA		3									25	7
X2F		PACKING: TUBE BUSHING 912-1427 (86579)	EA		2									25	8
P O	5306-722-0393	BOLT, MACHINE: LOOP CLAMP MTG AN3-4A (88044)	EA		4	REF	REF	REF	REF	REF	REF	REF	REF	25	9
P O	5310-167-0834	WASHER, FLAT AN960-10L (88044)	EA		25	REF	REF	REF	REF	REF	REF	REF	REF	25	10
P F	4730-278-3991	TEE, PIPE: MAIN FUEL PUMP CHECK VALVES AN971-3 (88044)	EA		1	*	*	*	*	*	*	1	*	25	11

(1) SRR CODE	(2) FEDERAL STOCK NUMBER	(3) DESCRIPTION REF. NUMBER & MFR. CODE	(4) UNIT OF MEAS URE USABLE ON CODE	(5) QTY INC IN UNIT	(6) 30-DAY DE MAINT ALLOWANCE			(7) 30-DAY OS MAINT ALLOWANCE			(8) 1-YR ALW PER 100 SQUIP CNTGY	(9) DEPOT MAINT ALW PER 100 SQUIP	(10) ILLU- STRATION	
					(A)	(B)	(C)	(A)	(B)	(C)			(A)	(B)
					1-20	21-60	61-100	1-20	21-60	61-100			PHL NO.	ITEM NO.
P F	5310-088-0551	NUT, SELF-LOCKING, HEXAGON; FUEL LINE CAP CHAIN MTG SCREW MS21044M04 (96906)	EA	1	REF	REF	REF	REF	REF	REF	REF	REF	25	12
X20		WASHER, FLAT: FUEL LINE CAP MTG SCREW AN960-4L (88044)	EA	1									25	13
P D	5305-206-0542	SCREW, MACHINE: FUEL TUBE CAP CHAIN MTG AN515-4-B (88044)	EA	1	*	*	*	*	*	*	1	*	25	14
P F	2835-907-0624	TUBE ASSEMBLY: VALVE TO ATMOSPHERE 13213E4469-1 (99193)	EA	1	*	1	2	*	1	2	18	20	25	15
P F	4730-203-2661	NUT, TUBE COUPLING: FUEL TANK DRAIN TUBE AN818-6C (88044)	EA	2	*	*	*	*	*	*	1	*		
X1		SLEEVE, FLARED TUBE FITTING: FUEL TANK DRAIN TUBE MS20819-6C (96906)	EA	2										
X1		TUBE: FUEL TANK DRAIN 13213E4469-11 (99193)	EA	1										
X2F		SPACER: NO. 8 AND 10, 1/4 IN. LG. ALUMINUM ALLOY TUBE CLAMP NAS43D03-16 (80205)	EA	1									25	16
P D	5305-282-4816	SCREW, MACHINE: FUEL TANK CLAMP MTG AN507-1032-12 (88044)	EA	1	*	*	*	*	*	*	1	*	25	17
P F	2835-907-0625	TUBE ASSEMBLY: TANK TO VALVE 13213E4473-1 (99193)	EA	1	*	1	2	*	1	2	18	20	25	18
X1		TUBE: FUEL TANK DRAIN 13213E4473-11 (99193)	EA	1										
P F	4730-203-2661	NUT, TUBE COUPLING: FUEL TANK DRAIN TUBE AN818-6C (88044)	EA	2	REF	REF	REF	REF	REF	REF	REF	REF		
X1		SLEEVE: FUEL TANK DRAIN TUBE MS20819-6C (96906)	EA	2										
P D	5340-598-0597	CLAMP, LOOP: HEATER FUEL PUMP HOSE MS21919068 (96906)	EA	4	*	*	*	*	*	*	1	*	25	19
P D	5306-274-2119	BOLT, MACHINE: HOSE CLAMP AND BRACKET MTG AN3-5A (88044)	EA	12	REF	REF	REF	REF	REF	REF	REF	REF	25	20
X20		BRACKET, ANGLE: SUPPORT CLAMP, ONE HOLE MTG, TURBINE OIL HOSE AND MAIN FUEL PUMP HOSE CLAMP MTG AN743-12 (88044)	EA	6									25	21
P F	5310-877-5797	NUT, SELF-LOCKING, HEXAGON: HOSE CLAMP BOLT MS21044M3 (96906)	EA	15	REF	REF	REF	REF	REF	REF	REF	REF	25	22
X2F		CLAMP, LOOP MS21919065 (96906)	EA	2									25	23
P F	5340-283-0649	CLAMP, LOOP: TURBINE OIL IN HOSE TO FUEL FILTER TUBE MS21919067 (96906)	EA	1	*	*	*	*	*	*	1	*	25	24
X2F		HOSE: DETACHABLE END FITTING, MEDIUM PRESSURE, 1/4 IN. OD, 53 IN. LG, HEATER FUEL PUMP OUT MS28741-4-0530 (96906)	EA	1									25	25

16 SMB CODE	17 FEDERAL STOCK NUMBER	18 DESCRIPTION REF. NUMBER & MFR. CODE	19 USABLE OR CODE	20 U N I T M E S	21 QTY INC IN UNIT	22 30-DAY DS MAINT ALLOWANCE			23 30-DAY OS MAINT ALLOWANCE			24 1-YR ALW PER 100 SOLWP CMTBY	25 DEPOT MAINT ALW PER 100 SOLWP	26 ILLUS- TRATION	
						(A)	(B)	(C)	(A)	(B)	(C)			(A)	(B)
						1-30	31-60	61-100	1-30	31-60	61-100			PHS. NO.	ITEM NO.
P O	4730-231-4009	ELBOW, PIPE TO TUBE RS20822-4 (96906)		EA	1	•	•	•	•	•	•	1	•	25	26
P O	5306-656-8358	BOLT, MACHINE: HOSE CLAMP MTG AN3-6A (88044)		EA	2	•	•	•	•	•	•	1	•	25	27
P O	5340-598-4201	CLAMP, LOOP: HOSE, FUEL PUMP INLET, TURBINE OIL MS219190611 (96906)		EA	6	•	•	•	•	•	•	1	•	25	28
X2F		HOSE ASSEMBLY: FUEL PUMP INLET HOSE TO HEAT FUEL SHUT-OFF VALVE 180-95002-0254 (70128)		EA	1									25	29
X20		TEE, TUBE: MAIN FUEL PUMP INLET AN804C6 (88044)		EA	1									25	30
P F	5310-579-3612	NUT, PLAIN, HEXAGON: FUEL PUMP IN AND OUT ELBOW AN924-6C (88044)		EA	2	•	•	•	•	•	•	1	•	25	31
X2F		PACKING 906-1427 (86579)		EA	4									25	32
P O	4720-904-3282	HOSE: FUEL PUMP IN FROM EXTERNAL FUEL SOURCE 95004-600294 (70128)		EA	1	•	1	2	•	1	2	18	10	25	33
P O	4730-203-3136	CAP, TUBE: FUEL PUMP TEE AN929-6C (88044)		EA	1	•	•	•	•	•	•	1	•	25	34
X20		CAP, TUBE: FUEL LINE COVER AN929A6 (88044)		EA	2									25	34
P F	5310-282-7817	NUT, PLAIN, HEXAGON: FUEL INLET AN924-6 (88044)		EA	1	REF	REF	REF	REF	REF	REF	REF	REF	25	35
P O	4720-904-3283	HOSE: FUEL CONTROL DRAIN 950004-6-0092 (00624)		EA	1	•	1	2	•	1	2	18	10	25	36
X20		CAP, TUBE: FUEL CONTROL DRAIN AN29A4 (88044)		EA	1									25	37
P O	5310-208-5769	NUT, PLAIN, HEXAGON: FUEL CONTROL DRAIN, AND OIL PRESSURE GAUGE AN924-4 (88044)		EA	2	REF	REF	REF	REF	REF	REF	REF	REF	25	38
P O	4730-277-6458	NIPPLE, TUBE: FUEL CONTROL DRAIN AN832-4 (88044)		EA	1	•	•	•	•	•	•	1	•	25	39
P O	5310-088-0551	NUT, SELF-LOCKING, HEXAGON: FUEL CONTROL, FUEL INLET AND OIL DRAIN CAP CHAIN MTG SCREW MS21044N04 (96906)		EA	2	REF	REF	REF	REF	REF	REF	REF	REF	25	40
X20		WASHER, FLAT AN960-4L (88044)		EA	1									25	41
P O	5305-206-0542	SCREW, MACHINE ROUND HEAD: FUEL CONTROL FUEL INLET AN515-4-8 (88044)		EA	1	REF	REF	REF	REF	REF	REF	REF	REF	25	42
X20		CHAIN: 3/16 IN. BEAD CHAIN, 5 IN. LG. CRES. OFFSET STYLE END FITTING, FUEL CONTROL, FUEL INLET, AND OIL DRAIN CAP NAS120C108108 (80205)		EA	3									25	43
P O	5315-223-6113	PIN, RETAINING: FUEL CONTROL, FUEL INLET AN916-1 (88044)		EA	2	•	•	•	•	•	•	1	•	25	44

(1) SMR CODE	(2) FEDERAL STOCK NUMBER	(3) DESCRIPTION REF. NUMBER & MFR. CODE	(4) UNITS OF MEASURE	(5) QTY INC IN UNIT	(6) 30-DAY DE MAINT ALLOWANCE			(7) 30-DAY DE MAINT ALLOWANCE			(8) 1-YR ALN PER 100 SOUP CNTSV	(9) DEPT MAINT ALN PER 100 SOUP	(10) ILLUSTRATION	
					(A) 1-30	(B) 31-60	(C) 61-100	(A) 1-30	(B) 31-60	(C) 61-100			(A) FIG. NO.	(B) ITEM NO.
P O	4720-903-9502	HOSE ASSEMBLY, RUBBER: FUEL PUMP OUT 950012-6-0294 (00624)	EA	1	•	1	2	•	1	2	10	10	25	45
X20		ELBOW: MAIN FUEL PUMP OUTLET AN833-6C (88044)	EA	1									25	46
P O	4730-187-0486	NIPPLE, TUBE: OIL MANIFOLD AN815-6 (88044)	EA	1	REF	REF	REF	REF	REF	REF	REF	REF	25	47
P O	4720-903-9501	HOSE ASSEMBLY, RUBBER: MAIN FUEL FILTER OUT 950012-6-0190 (00624)	EA	1	•	1	2	•	1	2	10	10	25	48
P O	4730-279-0862	TEE, TUBE: FUEL FILTER AN824-6 (88044)	EA	1	•	•	•	•	•	•	1	•	25	49
P O	5340-283-0649	CLAMP, LOOP: HEATER OUT HOSE TO OIL PRESSURE GAUGE HOSE MS21919DG7 (96906)	EA	1	REF	REF	REF	REF	REF	REF	REF	REF	25	50
P O	5340-543-4394	CLAMP, LOOP: ALLOY FUEL FILTER TUBE MS21919GG6 (96906)	EA	1	•	•	•	•	•	•	1	•	25	51
P O	2835-017-9270	TUBE ASSEMBLY, FUEL: TO FUEL FILTER, IN AND OUT 13207E758-1 (99193)	EA	2	•	1	2	•	1	2	10	20	25	52
P F	4730-013-7399	NUT, INVERTED TUBE 105X6 (79470)	EA	1	•	•	•	•	•	•	1	•		
P F	4730-203-2661	NUT, TUBE COUPLING: FUEL TUBE, FEMALE AN818-6C (88044)	EA	1	REF	REF	REF	REF	REF	REF	REF	REF	REF	
X1		SLEEVE, FLARED TUBE FITTING: FUEL TUBE MS20819-6C (96906)	EA	1										
X1		ELBOW, TUBE 13207E3758-3 (99193)	EA	1										
P O	4730-618-9034	ELBOW, PIPE TO TUBE: HEATER FUEL PUMP MS20822-6-2 (96906)	EA	1	•	•	•	•	•	•	1	•	25	53
P O	4720-903-5780	HOSE ASSEMBLY: NONMETAL, PLENUM VENT M666301-4-0134 (00624)	EA	1	•	1	2	•	1	2	10	10	25	54
P O	4730-279-0119	ELBOW, TUBE: PLENUM DRAIN HOSE AN833-4C (88044)	EA	1	•	•	•	•	•	•	1	•	25	55
P F	5310-282-7823	NUT, FLARED TUBE, BULKHEAD AND UNIVERSAL FITTING: 7/16-20 NF AN924-40 (88044)	EA	4	•	•	•	•	•	•	1	•	25	56
P F	4730-287-0289	NUT, COUPLING: 7/16-20 NF AN818-4D (88044)	EA	2	REF	REF	REF	REF	REF	REF	REF	REF	25	57
X2F		TANK ASSEMBLY, FUEL: ENCLOSED, SKID MTG 13208E8989-2 (99193)	EA	1										
X20		HOSE, DETACHABLE END FITTING, MEDIUM PRESSURE: 3/8 IN. OD, 300 IN. LG, REMOTE FUEL SUPPLY MS28741-6-3000 (96906)	EA	1									25	58
X20		HOSE ASSEMBLY, DETACHABLE END FITTING, MEDIUM PRESSURE: 3/8 IN. OD, 10-1/2 IN. LG, FUEL BOOST PUMP MS28741-6-0104 (96906)	EA	1									25	59

(1) SMM CODE	(2) FEDERAL STOCK NUMBER	(3) DESCRIPTION REF. NUMBER & MFR. CODE	(4) USABLE ON CODE	(5) UNIT OF MEAS- URE	(6) QTY INC IN UNIT	(8) 30-DAY DS MAINT ALLOWANCE			(7) 30-DAY DS MAINT ALLOWANCE			(9) 1-YR ALW PER 100 SOLMP CNTQY	(10) DEPOT MAINT ALW PER 100 EQUMP	(10) ILLUS- TRATION	
						(A)	(B)	(C)	(A)	(B)	(C)			(A)	(B)
						1-30	31-60	61-100	1-30	31-60	61-100			FIG. NO.	ITEM NO.
P O	4730-187-0844	ADAPTER, STRAIGHT PIPE: FUEL LINE FITTINGS AN816-6-6 (88044)	EA	7	*	*	*	*	*	*	1	*	25	60	
P O	5306-722-0393	BOLT, MACHINE: FUEL TUBE CLAMP, PUMP AND FUEL DRAIN FUEL SELECTOR VALVE MTG AN3-4A (88044)	EA	22	REF	REF	REF	REF	REF	REF	REF	REF	25	61	
P O	5340-952-0906	CLAMP, LOOP TA1718D12X (84971)	EA	10	*	*	*	*	*	*	1	*	25	62	
X20		HOSE ASSEMBLY, DETACHABLE END FITTING, MEDIUM PRESSURE: 3/8 IN. OD, 20 IN. LG, FUEL BOOST PUMP MS28714-6-0200 (96906)	EA	1									25	63	
P O	4730-194-1121	ADAPTER, STRAIGHT PIPE: PUMP PRIMER TANK AN816-6 (88044)	EA	1	*	*	*	*	*	*	1	*	25	64	
X20		HOSE ASSEMBLY: FUEL, EXTERNAL TANK FLOAT SWITCH TO CHECK VALVE 950004-6D0162 (70128)	EA	1									25	65	
P O	4720-904-5055	HOSE ASSEMBLY: FUEL TANK FILTER OUT 950004-6D0095 (70128)	EA	1	*	1	2	*	1	2	18	20	25	66	
P O	4730-231-3028	ELBOW, TUBE: LINE FITTINGS AN833-6 (88044)	EA	4	*	*	*	*	*	*	1	*	25	67	
P O	4730-203-6943	REDUCER, TUBE: FUEL FILTER AN893-13 (88044)	EA	2	*	*	*	*	*	*	1	*	25	68	
P O	4720-904-5051	HOSE ASSEMBLY: FUEL, SELECTOR VALVE TO CENTER ELBOW 950004-6D0280 (70128)	EA	1	*	1	2	*	1	2	18	*	25	69	
P O	4720-904-5050	HOSE ASSEMBLY: FUEL, SELECTOR VALVE TO OUTSIDE ELBOW 950004-6D0214 (70128)	EA	1	*	1	2	*	1	2	18	20	25	70	
P O	4720-904-5052	HOSE ASSEMBLY: FUEL 950004-6D0310 (70128)	EA	1	*	1	2	*	1	2	18	20	25	71	
P O	4730-231-5403	ELBOW, PIPE: FUEL LINE FITTINGS AN914-3 (88044)	EA	2	*	*	*	*	*	*	1	*	25	72	
P O	4720-904-5053	HOSE ASSEMBLY: FUEL 950004-6D0210 (70128)	EA	2	1	2	4	1	2	4	48	40	25	73	
P O	4730-231-3012	ELBOW, PIPE TO TUBE: FUEL LINE FITTING MS20822-6-6 (96906)	EA	2	*	*	*	*	*	*	1	*	25	74	
X20		CHAIN, BEAD COMPONENTS AND ASSEMBLY: 3/16 IN. BEAD CHAIN, 5 IN. LG, CRES, OFFSET STYLE END FITTINGS, FUEL LINE CAP RETAINER NAS1201C108108 (80205)	EA	2									25	75	
P O	5315-223-6113	PIN, RETAINING: FUEL TUBE CAP CHAIN ATTACHING AN416-1 (88044)	EA	2	REF	REF	REF	REF	REF	REF	REF	REF	25	76	
P O	4730-585-8769	CAP ASSEMBLY, PRESSURE SEAL FLARED TUBE FITTING: FUEL INLET AND FUEL TANK DRAIN LINE AN929A6C (88044)	EA	2	*	*	*	*	*	*	1	*	25	77	
P O	4720-904-5054	HOSE ASSEMBLY: FUEL 950004-6D0330 (70128)	EA	1	*	1	2	*	1	2	18	20	25	78	

(1) SNR CODE	(2) FEDERAL STOCK NUMBER	(3) DESCRIPTION REF. NUMBER & MFR. CODE	(4) USABLE ON CODE	(5) QTY INC IN UNWT	(6) 30-DAY GS MAINT ALLOWANCE			(7) 30-DAY GS MAINT ALLOWANCE			(8) 1-YR ALW PER 100 EQUIP CNTGY	(9) DEPOT MAINT ALW PER 100 EQUIP	(10) ILLUS- TRATION	
					(A)	(B)	(C)	(A)	(B)	(C)			(A)	(B)
					1-30	21-60	61-100	1-30	21-60	61-100			FIG. NO.	ITEM NO.
P O	4730-231-3991	ELBOW, TUBE AN821-6 (88044)	EA	1	*	*	*	*	*	*	1	*	25	79
P O	4730-186-7799	NIPPLE, PIPE: FUEL LINE CHECK VALVES AN911-3 (88044)	EA	3	*	*	*	*	*	*	1	*	25	80
X2O		HOSE ASSEMBLY, DETACHABLE END FITTING, MEDIUM PRESSURE: FUEL TANK VENT, 1/4 IN. OD, 8 IN. LG MS28741-4-0080 (96906)	EA	1									25	81
P O	4730-277-6836	UNION, FLARED TUBE: 1/2 IN. BULKHEAD AND UNIVERSAL, 7/16-20 NF AN832-6D (88044)	EA	2	*	*	*	*	*	*	1	*	25	82
P O	5310-734-5759	LOCKNUT, TUBE FITTING: PLENUM VENT ELBOW AN924-4C (88044)	EA	1	*	*	*	*	*	*	1	*	25	83
P O	5310-167-0834	WASHER, FLAT AN960-10L (88044)	EA	6	REF	REF	REF	REF	REF	REF	REF	REF	25	84
P O	5306-151-1420	BOLT, MACHINE: FUEL FILTER MTG AN4-14A (88044)	EA	2	*	*	*	*	*	*	1	*	26	1
P O	5306-274-2119	BOLT, MACHINE: FLOAT AND BY-PASS VALVE SWITCH MTG AN3-5A (88044)	EA	16	REF	REF	REF	REF	REF	REF	REF	REF	26	2
P O	5306-151-1427	BOLT, MACHINE: PUMP PRIMER TANK AND TANK FILTER BRACKET MTG AN4-5A (88044)	EA	8	REF	REF	REF	REF	REF	REF	REF	REF	26	3
X2O		BRACKET ASSEMBLY 13213E4480-1 (99193)	EA	1									26	4
X1		BRACKET: FUEL TANK FILTER MTG 13213E4480-3 (99193)	EA	1										
P O	5310-582-8167	NUT, SELF-LOCKING, PLATE: TWO LUG, FLOATING REGULAR HEIGHT, FUEL TANK FILTER BRACKET NAS1031A4 (80205)	EA	2	REF	REF	REF	REF	REF	REF	REF	REF		
X1		RIVET, SOLID: FUEL TANK FILTER BRACKET NUT PLATE MTG MS20426A03-5 (96906)	EA	4										
P F	5306-180-1483	BOLT, MACHINE: FUEL TANK MTG, LOWER AN6-11A (88044)	EA	10	*	*	*	*	*	*	1	*	26	5
X2F		FRAME ASSEMBLY, BASE 13207E3797-1 (99193)	EA	1									26	6
X2F		BLOCK: TANK SUPPORT 13213E4476-1 (99193)	EA	8									26	7
X2O		HOSE ASSEMBLY, DETACHABLE END FITTING, MEDIUM PRESSURE: FUEL TANK VENT, 1/4 IN. OD, 28 IN. LG MS28741-402 (96906)	EA	1									26	8
P O	5340-205-6301	CLAMP, LOOP: FUEL TANK VENT TUBE MS21919064 (96906)	EA	5	*	*	*	*	*	*	1	*	26	9
X2F		GROMMET: 3/8 IN. ID, SPLIT TYPE, FUEL LINE, S18 TO CHECK VALVE MS35489-115 (96906)	EA	1										

(1) DNR CODE	(2) FEDERAL STOCK NUMBER	(3) DESCRIPTION REF. NUMBER & MFR. CODE	(4) UNIT OF MEAS URE	(5) QTY INC IN UNIT	(6) 30-DAY QS MAINT ALLOWANCE			(7) 30-DAY QS MAINT ALLOWANCE			(8) 1-YR ALW PER 100 EQUIP CNTGY	(9) DEPOT MAINT ALW PER 100 EQUIP	(10) ILLUS- TRATION	
					(A)	(B)	(C)	(A)	(B)	(C)			(A)	(B)
					1-30	21-30	31-100	1-30	21-30	31-100			FIG. NO.	ITEM NO.
P O	5310-167-0878	WASHER, LOCK: FUEL TANK FUEL PUMP MTG SCREWS AN936A10 (88044)	EA	4	*	*	*	*	*	*	1	*	26	10
P F	5306-722-0393	BOLT, MACHINE: FUEL TUBE CLAMP, PUMP AND FUEL DRAIN FUEL SELECTOR VALVE MTG AN3-4A (88044)	EA	1	REF	REF	REF	REF	REF	REF	REF	REF	26	11
X20		RIVET, SOLID: FUEL TANK LABEL MTG, PRIMING SWITCH, FUEL DRAIN VALVE LABEL, FUEL SELECTOR VALVE MS2047044-5 (96906)	EA	4									26	12
X20		LABEL, PRIMING SWITCH, FUEL TANK 13213E4472-1 (99193)	EA	1									26	13
X20		WASHER, FLAT: FUEL FILTER MTG SCREWS AN960-416L (88044)	EA	2									26	14
X2F		SPACERS, SCREW AND BOLT: 1/4 IN. THREAD SIZE, 19/32 IN. LG. ALUMINUM ALLOY, BRACKET NAS43004-38 (80205)	EA	2									26	15
X2F		SWITCH: FLOAT, LIQUID GMFME400-1 (70192)	EA	4									26	16
P F	5330-265-1095	PACKING, PREFORMED: FLOAT AND BY-PASS SWITCH MS29513-12B (96906)	EA	4	*	1	2	*	1	2	20	20	26	17
X20		LABEL, DRAIN VALVE, FUEL TANK 13213E4483-1 (99193)	EA	1									26	18
X20		LABEL, FUEL SELECTOR VALVE, FUEL TANK 13213E4474-1 (99193)	EA	1									26	19
X20		SCREW, TAPPING, THREAD FORMING, TYPE B, PAN HEAD, CROSS-RECESSED, CORROSION RESISTING STEEL: NO. 2-32, 3/16 IN. LG. BLEED AIR VALVE LABEL MTG MS24622-2 (96906)	EA	4									26	20
X20		RIVET, SOLID: FUEL TANK PLUMB AND ELECT, SCHEMATIC LABEL MTG MS20420A4-5 (96906)	EA	4									26	21
X20		LABEL, PLUMBING AND ELECTRICAL SCHEMATIC, FUEL TANK 13213E4471-1 (99193)	EA	1									26	22
P O	5306-150-9527	BOLT, MACHINE: HEATER FUEL PUMP MTG AN3C5A (88044)	EA	2	REF	REF	REF	REF	REF	REF	REF	REF	26	23
P O	5310-167-0878	WASHER, LOCK: HEATER FUEL PUMP MTG SCREW AN936A10 (88044)	EA	2	REF	REF	REF	REF	REF	REF	REF	REF	26	24
P O	2915-097-0325	VALVE, DRAIN B151-2 (75361)	EA	1	*	1	1	*	1	1	12	25	26	25
P O	5306-151-1426	BOLT, MACHINE: MAIN FUEL FILTER BRACKET MTG AN4-6A (88044)	EA	2	REF	REF	REF	REF	REF	REF	REF	REF	26	26
X20		WASHER, FLAT: MAIN FUEL FILTER MTG SCREW AN960-416L (88044)	EA	2									26	27

(11) SNR CODE	(12) FEDERAL STOCK NUMBER	(13) DESCRIPTION REF. NUMBER & MFR. CODE	USABLE ON CODE	(14) U N I T O F M E A S U R E	(15) QTY INC IN UNIT	(16) 30-DAY QS MAINT ALLOWANCE			(17) 30-DAY QS MAINT ALLOWANCE			(18) 1-YR ALW PER 100 EQUP CNTGY	(19) DEPOT MAINT ALW PER 100 EQUP	(20) ILLUS- TRATION	
						(A)	(B)	(C)	(A)	(B)	(C)			(A)	(B)
						1-30	21-30	31-100	1-30	21-30	31-100			FIG. NO.	ITEM NO.
						*	*	*	*	*	*			*	*
P O	2910-757-6857	FILTER, FLUID PRESSURE: MAIN FUEL FILTER 337-501-9002 (99193)		EA	1	*	*	1	*	*	1	6	*	26	28
P O	5310-167-0878	WASHER, LOCK: MAIN FUEL PUMP MTG SCREW AN936A10 (88044)		EA	4	REF	REF	REF	REF	REF	REF	REF	REF	26	29
P OT	4320-045-9430	PUMP, ROTARY, POWER DRIVEN: MAIN FUEL PUMP 694569-1 (99193)		EA	1	*	1	2	*	1	2	18	15	26	30
X20		NIPPLE, PIPE: FILTER TO HEATER 13207E3759 (99193)		EA	1									26	31
P O	5310-167-0835	WASHER, FLAT: FUEL TANK FILTER MTG BRACKET BOLT AN960-416L (88044)		EA	4	REF	REF	REF	REF	REF	REF	REF	REF	26	32
X20		TANK ASSEMBLY, PUMP PRIMER 13207E3845-1 (99193)		EA	1									26	33
P O	5306-722-0392	BOLT, MACHINE: RESISTOR MTG, BRACKET MTG, FUEL TANK ENCLOSURE AN3-4A (88044)		EA	6	*	*	*	*	*	*	1	*	26	34
X20		COVER, RESISTOR BRACKET: FUEL TANK ENCLOSURE 13213E4478-1 (99193)		EA	1									26	35
X2F		BRACKET ASSEMBLY: FUEL TANK ENCLOSURE 13213E4479-1 (99193)		EA	1									26	36
X1		BRACKET: RESISTOR MTG 13213E4479-3 (99193)		EA	1										
X1		CLIP: RESISTOR MTG BRACKET 13213E4479-5 (99193)		EA	2										
P F	5320-754-0822	RIVET, SOLID: RESISTOR BRACKET MTG MS20470AD4-5 (96906)		EA	2	*	*	*	*	*	*	1	*		
P O	5310-167-0835	WASHER, FLAT: PUMP PRIMER TANK ATTACHING BOLT AN960-416L (88044)		EA	4	REF	REF	REF	REF	REF	REF	REF	REF	26	37
P F	5310-167-0821	WASHER, FLAT: BOTTOM FUEL TANK MTG BOLT AN960-616 (88044)		EA	10	*	*	*	*	*	*	1	*	26	38
X2F		WASHER, FLAT: BOTTOM MTG BOLT 13213E4477-1 (99193)		EA	10									26	39
P F	5305-167-3886	SCREW, MACHINE: TANK STONE SHIELD COVER MTG AN525-10-6 (88044)		EA	14	*	*	*	*	*	*	1	*	26	40
X2F		COVER: FUEL TANK STONE SHIELD 13207E3849-5 (99193)		EA	1									26	41
P F	5320-117-6938	RIVET, SOLID: FUEL TANK STONE SHIELD COVER NUT PLATE MTG MS20426AD3-4 (96906)		EA	28	REF	REF	REF	REF	REF	REF	REF	REF	26	42
P F	5310-623-5909	NUT, SELF-LOCKING, PLATE: FUEL TANK SHIELD MTG SCREW NAS1031A3 (80205)		EA	14	REF	REF	REF	REF	REF	REF	REF	REF	26	43
X2F		SKIN: FUEL TANK STONE SHIELD 13207E3849-3 (99193)		EA	1									26	44
P F	5310-877-5796	NUT, SELF-LOCKING, HEXAGON: FUEL TANK STRAP ATTACHING MS20365-428 (96906)		EA	1	*	*	*	*	*	*	1	*	26	45

(1) SMR CODE	(2) FEDERAL STOCK NUMBER	(3) DESCRIPTION REF. NUMBER & MFR. CODE	(4) USABLE ON CODE	(5) QTY WIC IN LWVT	(6) 30-DAY QS MAINT ALLOWANCE			(7) 30-DAY QS MAINT ALLOWANCE			(8) 1-YR ALW PER 100 EQUIP CNTGY	(9) DEPOT MAINT ALW PER 100 EQUIP	(10) ILLUS- TRATION	
					(A)	(B)	(C)	(A)	(B)	(C)			(A)	(B)
					1-30	31-60	61-100	1-30	31-60	61-100			FIG. NO.	ITEM NO.
P O	5310-167-0835	WASHER, FLAT: FUEL TANK STRAP ATTACHING NUT AN960-416L (88044)	EA	8	REF	REF	REF	REF	REF	REF	REF	REF	26	46
X2F		STRAP ASSEMBLY, TANK: FUEL TANK ATTACHING 13207E3846-1 (99193)	EA	4									26	47
X1		LINER: FUEL TANK STRAP RUBBER, 0.30 IN. THK, 1.000 IN. W, APPROX 50 IN. LG	EA	1									26	48
X2F		TANK ASSEMBLY, FUEL 13207E3831-2 (99193)	EA	1									26	49
P F	4730-167-1380	REDUCER, FLARED TUBE, EXTERNAL THREAD: 9/16-18 NF AN919-6D (88044)	EA	2	*	*	*	*	*	*	1	*	26	50
P F	4730-277-6445	UNION, FLARED TUBE AN832-4D (88044)	EA	1	*	*	*	*	*	*	1	*	26	51
P O	5305-819-7087	SCREW, MACHINE: FUEL TANK VENT CLAMP AN520-10RS (88044)	EA	5	*	*	*	*	*	*	1	*	26	52
P O	5306-722-0393	BOLT, MACHINE: LOOP CLAMP MTG AN3-4A (88044)	EA	4	REF	REF	REF	REF	REF	REF	REF	REF	26	53
P O	5310-167-0834	WASHER, FLAT AN960-10L (88044)	EA	25	REF	REF	REF	REF	REF	REF	REF	REF	26	54
X2O		SHIELD ASSEMBLY, STONE: TANK PROTECTION 13207E3849-1 (99193)	EA	1										
P O	4720-904-3279	HOSE ASSEMBLY, RUBBER: HEATER FUEL PUMP TO FILTER 601002-6-0074 (70128)	EA	1	*	1	2	*	1	2	18	10		
		GROUP 15-FUEL CONTROL UNIT												
X2F		NUT, SELF-LOCKING: 1/4-28 UNF, CRES, OIL TANK MTG BOLT MS20305-428C (96906)	EA	2									27	1
P F	5306-151-0784	BOLT, MACHINE: FUEL CONTROL SUPPORT MTG AN3-10A (88044)	EA	1	*	*	*	*	*	*	1	*	27	2
P F	2835-907-0617	SUPPORT: FUEL CONTROL 694523 (99193)	EA	1	*	*	1	*	*	1	6	20	27	3
X2F		NUT, SELF-LOCKING: 1/4-28 UNF, STEEL AN365-428 (88044)	EA	3									27	4
P F	5310-141-1795	WASHER, FLAT: FUEL PUMP MTG SCREW AN960-416 (88044)	EA	3	REF	REF	REF	REF	REF	REF	REF	REF	27	5
P FT	2835-907-0618	CONTROL, FUEL UNIT, TURBINE TYPE ENGINE 394178-6 (99193)	EA	1	*	*	1	*	*	1	6	10	27	6
P F	2835-720-3305	GASKET: PUMP INSULATOR MTG AN4045-1 (88044)	EA	2	1	1	2	1	1	2	24	100	27	7
P F	5970-333-5761	INSULATOR, PLATE: FUEL PUMP 74661 (99193)	EA	1	*	*	1	*	*	1	6	5	27	8
P O	5310-167-0834	WASHER, FLAT AN960-10L (88044)	EA	2	REF	REF	REF	REF	REF	REF	REF	REF	27	9

(11) SNR CODE	(12) FEDERAL STOCK NUMBER	(13) DESCRIPTION REF. NUMBER & MFR. CODE	USABLE ON CODE	M U N I T S	(14) QTY INC IN UNIT	(15) 30-DAY GS MAINT ALLOWANCE			(16) 30-DAY GS MAINT ALLOWANCE			(17) 1-YR ALW PER 100 SOLUP CATEY	(18) DEPOT ALW PER 100 SOLUP	(19) ILLU- STRATION	
						(A)	(B)	(C)	(A)	(B)	(C)			(A)	(B)
						1-30	21-30	31-100	1-30	21-30	31-100			PAGE NO.	FRAME NO.
P D	2910-757-6827	ELEMENT, FILTER 854924 (03608)		EA	1	2	4	8	2	4	8	90	100	28	1
X1		PACKING 854616 (03608)		EA	1									28	2
P D	5305-060-7881	SCREW, MACHINE: METERING VALVE ARM AN300A02-3 (88044)		EA	1								5	29	1
P D	5340-757-6833	RETAINER, SEAT: METERING VALVE ARM 856095 (99193)		EA	1								20	29	2
X20		WASHER: SPECIAL CRES, 0.098 IN. ID, 0.020 IN. THK S8157N232-020 (99193)		EA	V									29	3
X20		WASHER: SPECIAL, CRES, 0.098 IN. ID, 0.002 IN. THK, METERING VALVE ARM SHIM S8157N232-002 (99193)		EA	V									29	3
P D	5310-576-7975	WASHER, THRUST S8157N232-010 (99193)		EA	V								5	29	3
P D	2835-907-0638	SEAT: METERING VALVE ARM 856096 (99193)		EA	1								20	29	4
P D	2835-872-7774	SPRING: METERING VALVE ARM 856098 (99193)		EA	1								20	29	5
P D	2835-907-0637	SEAT: VALVE 856094 (99193)		EA	1								20	29	6
P D	6115-892-7775	ARM, VALVE 856468 (99193)		EA	1								10	29	7
P D	2835-757-6832	ARM ASSEMBLY, VALVE 856365-1 (99193)		EA	1								5		
X20		DECALCOMANIA, RUBBER CURE DATE: SYNTHETIC RUBBER ASSEMBLY AGE CONTROL DATE, FUEL CONTROL UNIT S8265 (99193)		EA	1									29	8
X20		PLATE, IDENTIFICATION: FUEL CONTROL UNIT S884082P1 (99193)		EA	1									29	9
P F	4730-277-6224	CONNECTOR, MULTIPLE: FUEL CONTROL TUBING AN777-6D (88044)		EA	1	•	•	•	•	•	•	1	•	29	10
P F	4730-278-0375	BOLT, FLUID PASSAGE: FUEL CONTROL UNIT TUBE FITTING HTG AN775-4 (88044)		EA	2	HTG	HTG	HTG	HTG	HTG	HTG	HTG	HTG	29	11
P F	4730-277-6293	BOLT, FLUID PASSAGE: FUEL CONTROL TUBING AN774-4 (88044)		EA	3	•	•	•	•	•	•	1	•	29	12
P F	4730-278-0374	BOLT, FLUID PASSAGE: CONTROL UNIT TUBE FITTING HTG AN775-6D (88044)		EA	4	•	•	•	•	•	•	1	•	29	13
P F	4730-278-5827	CONNECTOR, MULTIPLE AN778-4 (88044)		EA	1	•	•	•	•	•	•	1	•	29	14
P F	4730-092-7833	ELBOW, UNIVERSAL: FUEL CONTROL TUBING AN778-6D (88044)		EA	1	•	•	•	•	•	•	1	•	29	15
P D	2910-730-2145	COVER ASSEMBLY, GOVERNOR: ACCELERATION CONTROL 75842 (99193)		EA	1								15	29	16

(1) SMM CODE	(2) FEDERAL STOCK NUMBER	(3) DESCRIPTION REF. NUMBER & MFR. CODE	(4) USABLE ON CODE	(5) QTY INC IN UNIT	(6) 30-DAY QS MAINT ALLOWANCE			(7) 30-DAY QS MAINT ALLOWANCE			(8) 1-YR ALW PER 100 SQUIP CHRGY	(9) DSPT MAINT ALW PER 100 SQUIP	(10) ILLUS- TRATION	
					(A)	(B)	(C)	(A)	(B)	(C)			(A)	(B)
					1-00	21-00	01-100	1-00	21-00	01-100			FIG. NO	ITEM NO.
P D	5315-504-0257	PINS, SPRING MS16562-198 (96906)	EA	1								5	29	17
P D	5315-206-4887	PIN, SPRING MS171440 (96906)	EA	1								5	29	17
P D	5315-753-3092	PIN, SPRING MS16562-216 (96906)	EA	1								5	29	18
P D	5315-619-1351	PIN, SPRING MS171500 (96906)	EA	1								5	29	18
P D	5315-014-8855	PIN: STRAIGHT, MANUAL SPEED CONTROL GOVERNOR COVER DOWEL S8152N80-0-200 (99193)	EA	2								5	29	19
X1		COVER: ACCELERATION CONTROL GOVERNOR 75842-5 (99193)	EA	1										
X2F		CONNECTOR, MULTIPLE: CONTROL UNIT TUBING AN776-4 (88044)	EA	2									29	20
P F	2835-907-0621	TUBE ASSEMBLY, METAL: FUEL CONTROL UNIT 855933 (99193)	EA	1	*	1	1	*	1	1	12	20	29	21
P F	4730-287-0289	NUT, TUBE COUPLING AN818-4D (88044)	EA	2	REF	REF	REF	REF	REF	REF	REF	REF	REF	REF
P F	4730-302-8641	SLEEVE, FLARED TUBE FITTING MS20819-4D (96906)	EA	2	*	*	*	*	*	*	1	*		
X1		TUBE: UNFLARED, STRAIGHT, 1/4 IN. OD X 0.035 IN. WALL, ALUMINUM ALLOY 855933-1 (99193)	EA	1										
P F	2835-907-0620	TUBE ASSEMBLY, METAL: FUEL CONTROL UNIT 855932 (99193)	EA	1	*	1	1	*	1	1	12	20	29	22
P F	4730-287-0289	NUT, TUBE COUPLING AN818-4D (88044)	EA	2	REF	REF	REF	REF	REF	REF	REF	REF	REF	REF
X1		SLEEVE, FLARED TUBE FITTING MS20819-4D (96906)	EA	2										
X1		TUBE: UNFLARED, STRAIGHT, 1/4 IN. OD X 0.035 IN. WALL, ALUMINUM ALLOY 855932-1 (99193)	EA	1										
P D	2910-014-7613	TUBE ASSEMBLY, METAL: FUEL CONTROL 665890 (99193)	EA	1								20	29	23
P D	4730-142-2167	NUT, TUBE COUPLING: FUEL CONTROL TUBE AN818-6D (88044)	EA	2								5		
X1		SLEEVE, FLARED TUBE FITTING: FUEL CONTROL TUBE MS20819-6D (96906)	EA	2										
X1		TUBE: UNFLARED, STRAIGHT 665890-1 (99193)	EA	1										
P F	2835-907-0619	TUBE ASSEMBLY: METAL FUEL CONTROL UNIT 855888 (99193)	EA	1	*	1	1	*	1	1	12	20	29	24

10 SMN CODE	20 FEDERAL STOCK NUMBER	30 DESCRIPTION REF. NUMBER & MFR. CODE	40 USABLE ON CODE	50 QTY INC IN UNIT	60 30-DAY QS MANT ALLOWANCE			70 30-DAY QS MANT ALLOWANCE			80 1-YR ALW PER 100 EQUIP CENTS	90 DEPOT MANT ALW PER 100 EQUIP	100 ILLUS- TRATION	
					(A)	(B)	(C)	(A)	(B)	(C)			(A)	(B)
					1-20	21-20	31-100	1-20	21-20	31-100			PIC. NO.	FIGS NO.
P F	4730-287-0289	NUT, TUBE COUPLING ANS18-4D (88044)	EA	2	REF	REF	REF	REF	REF	REF	REF			
X1		SLEEVE, FLARED TUBE FITTING MS20819-4D (96906)	EA	2										
X1		TUBE: UNFLARED, STRAIGHT, 1/4 IN. OD X 0.035 IN. WALL, ALUMINUM ALLOY 855888-1 (99193)	EA	1										
P F	2910-014-7599	TUBE ASSEMBLY, METAL: FUEL CONTROL 855702 (99193)	EA	1	•	1	1	•	1	1	12	10	29 25	
X1		NUT, TUBE COUPLING ANS18-4D (88044)	EA	2										
X1		SLEEVE, FLARED TUBE FITTING MS20819-4D (96906)	EA	2										
X1		TUBE: UNFLARED, STRAIGHT, 1/4 IN. OD X 0.035 IN. WALL, ALUMINUM ALLOY 855702-1 (99193)	EA	1										
P F	4730-907-9649	TEE, TUBE: RESTRICTED FLOW 856274-1 (99193)	EA	1	•	•	1	•	•	1	6	20	29 26	
P F	4730-187-3575	REDUCER, TUBE: FUEL CONTROL TUBING AN919-1D (88044)	EA	1	•	•	•	•	•	•	1	•	29 27	
X2F		PACKING, PREFORMED: FUEL CONTROL UNIT TUBING MS29512-2 (96906)	EA	1									29 28	
P F	4730-287-0093	PLUG, MACHINE THREAD: LOCKWIRE HOLES, FUEL CONTROL UNIT ANS14-4DL (88044)	EA	2	REF	REF	REF	REF	REF	REF	REF	REF	29 29	
X20		PACKING, PREFORMED: FUEL SOLENOID VALVE ELBOW MS29512-4 (96906)	EA	2									29 30	
P O	5330-757-6867	PACKING: O RING FUEL FILTER HTG S0057AP114 (99193)	EA	1	2	4	8	2	4	8	90	100	29 31	
P O	2910-757-6857	FILTER ELEMENT, FLUID, PRESSURE: O RING, FUEL CONTROL FUEL FILTER 038054 (98805)	EA	1	REF	REF	REF	REF	REF	REF	REF	REF	29 32	
P D	1730-569-9463	FITTING: SPECIAL, FUEL CONTROL DRIVE HOUSING 370122 (99193)	EA	1								20	29 33	
P F	5310-734-5759	LOCKNUT, TUBE FITTING: FUEL CONTROL TUBING AN924-4C (88044)	EA	1	REF	REF	REF	REF	REF	REF	REF	REF	29 34	
X20		PACKING, PREFORMED: FUEL CONTROL UNIT REDUCER MS29512-4 (96906)	EA	1									29 35	
P O	4730-278-5822	CONNECTOR, MULTIPLE AN779-6D (88044)	EA	1								5	29 36	
P D	4730-757-6828	ADAPTER, STRAIGHT, TUBE 855889 (99193)	EA	1								20	29 37	
X20		PACKING, PREFORMED: FUEL ATOMIZER TEE MS29512-4 (96906)	EA	1									29 38	

(1) SRR CODE	(2) FEDERAL STOCK NUMBER	(3) DESCRIPTION REF. NUMBER & MFR. CODE	(4) USABLE ON CODE	(5) UNIT QTY INC IN UNIT	(6) 30-DAY QS MAINT ALLOWANCE			(7) 30-DAY QS MAINT ALLOWANCE			(8) 1-YR ALW PER 100 EQUIP CNTGY	(9) DEPOT MAINT ALW PER 100 SQUIP	(10) ILLUS- TRATION	
					(A)	(B)	(C)	(A)	(B)	(C)			(A)	(B)
					1-30	21-60	61-100	1-30	21-60	61-100			FIG. NO.	ITEM NO.
XZF		CONNECTOR, MULTIPLE: FUEL CONTROL TUBING NAS552-40 (80205)	EA	1									29	39
P F	4730-270-0374	BOLT, FLUID PASSAGE: CONTROL UNIT TUBE FITTING MTG AN775-6D (88044)	EA	1	REF	REF	REF	REF	REF	REF	REF	REF	29	40
P F	4730-270-8794	PLUG, MACHINE THREAD: LOCKWIRE HOLES, FUEL CONTROL UNIT AN814-60L (88044)	EA	1	REF	REF	REF	REF	REF	REF	REF	REF	29	41
XZF		PACKING, PREFORMED: FUEL CONTROL UNIT PLUG MS29512-6 (96906)	EA	1									29	42
P F	4730-287-0095	PLUG, MACHINE: LOCKWIRE HOLES AN814-3DL (88044)	EA	1	•	•	•	•	•	•	1	•	29	43
XZF		PACKING, PREFORMED: FUEL CONTROL UNIT TUBING MS29512-3 (96906)	EA	1									29	44
P F	4730-277-9760	CONNECTOR, MULTIPLE AN776-6D (88044)	EA	1	•	•	•	•	•	•	1	•	29	45
P D	5310-637-0214	NUT, PLAIN, HEXAGON: MANUAL CONTROL ADJUSTING SCREW LOCK S8079-4R (70210)	EA	1									5	29
XZD		WASHER, FLAT: ACCELERATION CONTROL ADJUSTING SCREW LOCK NUT AN960-416L (88044)	EA	1									29	47
P D	5305-271-8359	SCREW, MACHINE: ACCELERATION CONTROL COVER MTG AN500AD10-24 (88044)	EA	4									5	29
P D	5310-167-0812	WASHER, FLAT: ACCELERATION CONTROL MTG SCREW AN960C10L (88044)	EA	4								REF	29	49
P F	5330-248-3835	PACKING, PREFORMED: FUEL CONTROL SENSOR PISTON PLUG MS29513-10 (96906)	EA	1	2	4	8	2	4	8	96	100	29	50
P D	5330-757-8865	PACKING: O RING, MANUAL CONTROL COVER AND HOUSING S8057AP174 (99193)	EA	2									300	29
P D	5307-098-2706	SCREW, ADJUSTING: FUEL CONTROL UNIT MANUAL SPEED AND ACCELERATION ADJUSTING 75176 (99193)	EA	2									20	29
P D	2835-031-7244	NUT, SPRING RETAINER 75836 (99193)	EA	1									20	29
P D	2835-014-7500	SPRING, HELICAL, COMPRESSION: ACCELERATION CONTROL DIAPHRAGM 664818 (99193)	EA	1									20	29
P D	2910-566-5361	SPACER, COVER: ACCELERATION CONTROL 370405 (99193)	EA	1									20	29
P D	5305-560-1041	SCREW, SELF-LOCKING: ACCELERATION CONTROL DIAPHRAGM MTG LP22A6255 (03038)	EA	6									5	29
P D	2835-757-6818	VALVE: FUEL BY-PASS, AIR FILTER 370137-1 (99193)	EA	1									20	29

(1) SNR CODE	(2) FEDERAL STOCK NUMBER	(3) DESCRIPTION REF. NUMBER & MFR. CODE	(4) USABLE ON CODE	(5) QTY REQ IN UNIT	(6) 30-DAY DE MAINT ALLOWANCE			(7) 30-DAY OS MAINT ALLOWANCE			(8) 1-YR ALW PER 100 EQUIP CNTGY	(9) DEPOT MAINT ALW PER 100 EQUIP	(10) ILLUS- TRATION	
					(A)	(B)	(C)	(A)	(B)	(C)			(A)	(B)
					1-30	21-60	61-100	1-30	21-60	61-100			FIG. NO.	ITEM NO.
P D	2835-907-0634	SEAT: BALL VALVE, ACCELERATION CONTRL AIR FILTER 695253-1 (99193)	EA	1							20	29	58	
P D	5330-014-9460	GASKET: FLANGE, METERING VALVE 663682 (99193)	EA	1							100	29	59	
P D	6115-014-7496	SPRING, HELICAL, COMPRESSION 663683 (99193)	EA	1							20	29	60	
P D	5305-014-8568	SCREW, CAP, SOCKET HEAD: MANUAL CONTROL METERING VALVE COVER MTG 20090-98C8 (96878)	EA	8							5	29	61	
P D	5310-685-3744	WASHER, FLAT: FUEL CONTROL SENSOR DIAPHRAGM COVER MTG SCREW AN960C8 (88044)	EA	4							REF	29	62	
P D	5330-027-9062	PACKING, PREFORMED: FUEL CONTROL SENSOR PISTON COVER S8057AP17 (99193)	EA	1							200	29	63	
P D	5310-263-2862	NUT, SELF-LOCKING, HEXAGON: FUEL CONTROL SENSOR PISTON MS21045C3 (96906)	EA	1							5	29	64	
P D	5310-167-0834	WASHER, FLAT: FUEL CONTROL SENSOR PISTON MTG NUT AN960-10L (88044)	EA	1							REF	29	65	
P D	2835-014-7515	PLUG: INTERGRATOR VALVE 665710 (99193)	EA	1							5	29	66	
P F	5330-248-3835	PACKING, PREFORMED: ACCELERATION CONTROL SPRING RETAINER NUT MS29513-10 (96906)	EA	1	REF	REF	REF	REF	REF	REF	REF	REF	29	67
P D	2835-014-7504	STOP, PISTON 665588 (99193)	EA	1							10	29	68	
P D	5310-014-8587	NUT, PLAIN, HEXAGON: FUEL CONTROL SENSOR LOWER ADJUSTING SCREW LOCK	EA	1							30	29	69	
X20		WASHER, FLAT: FUEL CONTROL SENSOR VALVE ADJUSTING SCREW AN60C816L (88044)	EA	1								29	70	
P D	5330-845-0915	PACKING: O RING, 0.244 IN. ID, FUEL CONTROL SENSOR ADJUSTING SCREW SEAL S8057AP5 (99193)	EA	1							100	29	71	
P D	2835-014-5018	SPRING, HELICAL, COMPRESSION: FUEL CONTROL SENSOR METERING VALVE 855663 (99193)	EA	1							10	29	72	
P D	2835-014-5017	VALVE, METERING: FUEL CONTROL SENSOR 855662-1 (99193)	EA	1							18	29	73	
P D	5310-637-0214	NUT, PLAIN, HEXAGON: FUEL CONTROL SENSOR ADJUSTING SCREW LOCK S8079-4R (70210)	EA	1							REF	29	74	
P D	5310-515-7449	WASHER, FLAT: FUEL CONTROL SENSOR ADJUSTING SCREW LOCKNUT AN960C416L (88044)	EA	1							REF	29	75	

(1) QTY INC IN UNIT	(2) FEDERAL STOCK NUMBER	(3) DESCRIPTION REF. NUMBER & MFR. CODE	(4) USABLE ON CODE	(5) UNIT OF MEAS URE	(6) 30-DAY QS MAINT ALLOWANCE			(7) 30-DAY QS MAINT ALLOWANCE			(8) 1-YR ALW PER 100 EQUIP CNTGY	(9) DEPOT MAINT ALW PER 100 EQUIP	(10) ILLUSTRATION	
					(A)	(B)	(C)	(A)	(B)	(C)			(A)	(B)
					1-20	21-80	81-100	1-20	21-80	81-100			FIG. NO.	ITEM NO.
P D	5305-687-7067	SCREW, MACHINE ANS15C8R26 (88044)		EA	4							5	29	76
P D	5310-685-3744	WASHER, FLAT: METERING VALVE COVER MTG SCREW AN960C8 (88044)		EA	4							REF	29	77
P D	2835-757-6845	SPRING, HELICAL, COMPRESSION: FUEL CONTROL SENSOR DIAPHRAGM 856386 (99193)		EA	2							60	29	78
P D	5310-014-8598	NUT, SPRING: ADJUSTING 645737 (99193)		EA	1							20	29	79
P D	5307-757-6824	STUD, LOCK: FUEL CONTROL SENSOR 856136 (99193)		EA	1							30	29	80
P D	5330-845-0915	PACKING: O RING, 0.244 IN. ID, FUEL CONTROL SENSOR VALVE SEAL S8057AP5 (99193)		EA	1							REF	29	81
X2D		NUT, SELF-LOCKING, HEXAGON: FUEL CONTROL SENSOR UPPER DIAPHRAGM MTG 525-518-9001 (99193)		EA	1								29	82
P D	6115-757-6848	SEAT, HELICAL, COMPRESSION: FUEL CONTROL SENSOR, UPPER DIAPHRAGM 856518 (99193)		EA	1							20	29	83
P F	6115-757-6846	RETAINER: FUEL CONTROL SENSOR, UPPER DIAPHRAGM 856517 (99193)		EA	1							20	29	84
P D	2835-907-0640	STOP, THREADED: FUEL CONTROL SENSOR METERING VALVE ADJUSTING 856564 (99193)		EA	1							20	29	85
P D	5305-761-2433	SCREW, MACHINE: FUEL CONTROL SENSOR DIAPHRAGM BACKING PLATE S8401P6-8 (99193)		EA	5							30	29	86
P D	5330-757-6850	PACKING: O RING, FUEL CONTROL SENSOR DIAPHRAGM SEAL S8057AP185 (99193)		EA	2							100	29	87
P D	2835-757-6847	PLATE BACKING: FUEL CONTROL SENSOR 856515 (99193)		EA	1							20	29	88
P D	6115-757-6856	VALVE: METERING REGULATOR, FUEL CONTROL SENSOR 856529 (99193)		EA	1							30	29	89
P D	5305-156-2689	SCREW, MACHINE ANS01AD10-8 (88044)		EA	1							5	29	90
X2D		SCREW, MACHINE ANS00AD8-8 (88044)		EA	1								29	91
P D	2835-907-0636	NUT, ADJUSTING: METERING VALVE 856286-1 (99193)		EA	1							20	29	92
P D	5330-845-0915	PACKING: O RING, 0.244 IN. ID, MANUAL CONTROL ADJUSTING SCREW SEAL S8057AP5 (99193)		EA	1							REF	29	93
P D	5330-842-8136	PACKING: O RING, MANUAL CONTROL METERING VALVE SEAL, ARM END S8057AP4 (99193)		EA	1							100	29	94

(1) DNR CODE	(2) FEDERAL STOCK NUMBER	(3) DESCRIPTION REF. NUMBER & MFR. CODE	(4) USABLE ON CODE	(5) QTY INC IN UNIT	(6) 30-DAY DE MAINT ALLOWANCE			(7) 30-DAY DE MAINT ALLOWANCE			(8) 1-YR ALW PER 100 EQUIP CNTGY	(9) DEPOT MAINT ALW PER 100 EQUIP	(10) ILLUS- TRATION	
					(A)	(B)	(C)	(A)	(B)	(C)			(A)	(B)
					1-20	21-80	81-100	1-20	21-80	81-100			FIG. NO.	ITEM NO.
P D	2910-757-6849	VALVE, METERING ASSEMBLY: MANUAL CONTROL GOVERNOR 856427-1 (99193)	EA	1								20	29	95
X1		VALVE: MANUAL CONTROL METERING 856427-5 (99193)	EA	1										
X1		PLUG: PASSAGE, HOLE 0.1538 IN. OD, 5/32 IN. LG, MANUAL CONTROL METERING VALVE S8324A5-5 (99193)	EA	1										
X2D		BOLT, SOCKET HEAD, HEXAGON DRILLED, CORROSION RESISTING STEEL: 24 UNF, 3/4 IN. LG, FUEL CONTROL	EA	1									29	96
P D	5310-167-0803	WASHER, FLATING VALVE AN960C516 (88044)	EA	1								REF	29	97
P D	2835-757-6842	RETAINER: SPRING, FUEL CONTROL SENSOR METERING VALVE 856163 (99193)	EA	1								20	29	98
P D	5330-903-3969	PACKING, PREFORMED: FUEL CONTROL SENSOR METERING VALVE SPRING RETAINER SEAL S8057AP210 (99193)	EA	1								100	29	99
P D	5340-757-6841	SPRING, HELICAL, COMPRESSION: FUEL CONTROL SENSOR METERING VALVE 856160 (99193)	EA	1								30	29	100
P D	2835-907-0632	RETAINER: SPRING 115107-24 (99193)	EA	1								20	29	101
P D	5310-903-3989	WASHER, FLAT S8157N10-016 (99193)	EA	V								100	29	102
P D	5310-903-3990	WASHER, FLAT S8157N10-032 (99193)	EA	V								100	29	102
P D	2910-757-6840	VALVE, METERING: FUEL CONTROL SENSOR 856162-1 (99193)	EA	1								20	29	103
P D	4730-278-2980	PLUG, PIPE: FUEL CONTROL SENSOR METERING UNIT AN93301 (88044)	EA	1								5	29	104
P F	2835-757-6829	RESTRICTOR, FLUID FLOW 855694-11 (99193)	EA	1								10	29	105
X2D		SETScrew: ORIFICE, FUEL CONTROL SENSOR 696098-2 (99193)	EA	1									29	106
P D	5310-637-0214	NUT, PLAIN, HEXAGON: ACCELERATION CONTROL ADJUSTING SCREW LOCK S8079-4R (70210)	EA	1								REF	29	107
P D	5310-515-7449	WASHER, FLAT AN960C416L (88044)	EA	1								REF	29	108
X2D		SCREW, MACHINE, FILLISTER HEAD: NO. 10-24, 3/4 IN. LG, DRILLED HEAD, CRES, FUEL CONTROL SENSOR COVER MTG S8805CA19-44 (99193)	EA	4									29	109
P D	5310-014-8597	NUT, PLAIN ROUND: MANUAL CONTROL 855629 (99193)	EA	1								20	29	110

(11) SMR CODE	(12) FEDERAL STOCK NUMBER	(13) DESCRIPTION REF. NUMBER & MFR. CODE	(14) USABLE OR CODE	(15) U N I T O F M E A S U R E	(16) QTY INC IN UNIT	(18) 30-DAY DS MAINT ALLOWANCE			(17) 30-DAY DS MAINT ALLOWANCE			(19) 1-YR ALW PER 100 EQUIP CNTGY	(20) DEPOT MAINT ALW PER 100 EQUIP	(108) ILLUS- TRATION	
						(A)	(B)	(C)	(A)	(B)	(C)			(A)	(B)
						1-00	21-00	01-100	1-00	21-00	01-100			FIG. NO.	ITEM NO.
P D	5330-845-0915	PACKING: O RING, 0.244 IN. ID, MANUAL CONTROL METERING VALVE ADJUSTING END S8057AP5 (99193)	EA	1								REF	29	111	
P D	5330-757-6865	PACKING: O RING, ACCELERATION CONTROL COVER S8057AP174 (99193)	EA	3								REF	29	112	
P D	6115-872-7769	SPRING, HELICAL, COMPRESSION 856145 (99193)	EA	1								20	29	113	
P D	6115-872-7770	SPRING, HELICAL, COMPRESSION 856146 (99193)	EA	1								20	29	113	
P D	6115-872-7771	SPRING, HELICAL, COMPRESSION 856177 (99193)	EA	1								20	29	113	
P D	6115-872-7772	SPRING, HELICAL, COMPRESSION 856321 (99193)	EA	1								20	29	113	
P D	2835-872-7773	SPRING, HELICAL, COMPRESSION 856421 (99193)	EA	1								20	29	113	
X1		PIN, STRAIGHT: 0.0633 IN. OD, 0.624 IN. LG, CRESS, MANUAL CONTROL SPRING RETAINER S8152N71-0-590 (99193)	EA	2									29	114	
X1		RETAINER, SPRING: MANUAL CONTROL 855624-1 (99193)	EA	1									29	115	
X2D		SCREW, MACHINE AN500AD0-7 (88044)	EA	2									29	116	
P D	5310-982-4971	NUT, SELF-LOCKING, HEXAGON; TORQUE TRIM MOTOR MTG SCREW M520364-832C (96906)	EA	2								5	29	117	
P D	5310-685-3744	WASHER, FLAT: CONTROL MOTOR MTG SCREW AN960C8 (88044)	EA	2								REF	29	118	
P D	5305-040-7887	SCREW, MACHINE AN500AD0-10 (88044)	EA	2								5	29	119	
P D	2835-757-6855	MOTOR, CONTROL: FUEL CONTROL UNIT TORQUE TRIM 856099 (99193)	EA	1								20	29	120	
P D	5330-903-3978	PACKING, PREFORMED: TORQUE TRIM MOTOR SEAL S8057AR153 (99193)	EA	1								100	29	121	
P D	2835-907-0635	RETAINER: SPRING 855746 (99193)	EA	1								20	29	122	
P D	5310-903-3987	WASHER, FLAT: MANUAL CONTROL SPRING LOADING S8157N229-020 (99193)	EA	V								100	29	123	
P D	5310-903-3988	WASHER, FLAT: MANUAL CONTROL SPRING LOADING S8157N229-062 (99193)	EA	V								100	29	123	
P D	5305-764-4443	SCREW, CAP, SOCKET HEAD FUEL CONTROL SENSOR COVER MTG 20098-9ACA (56878)	EA	8								5	29	124	
P D	5310-685-3744	WASHER, FLAT: FUEL CONTROL SENSOR COVER MTG SCREW AN960C8 (88044)	EA	4								REF	29	125	

(1) FEDERAL STOCK NUMBER	(2) DESCRIPTION REF. NUMBER & MFR. CODE	(3) USABLE ON CODE	(4) QTY IN UNIT	(5) 30-DAY QS MAINT ALLOWANCE			(7) 30-DAY QS MAINT ALLOWANCE			(8) 1-YR ALW PER 100 EQUIP CNTGY	(9) DEPT MAINT ALW PER 100 EQUIP	(10) ILLUS. TRATION	
				(A)	(B)	(C)	(A)	(B)	(C)			(A)	(B)
				1-00	21-00	01-100	1-00	21-00	01-100			FIG. NO.	FIG. NO.
P D	5330-027-9062		EA	1							29	126	
P D	5305-202-2712		EA	2						5	29	127	
P D	5310-630-9057		EA	2						5	29	128	
X2D			EA	V							29	129	
P D	2035-014-5527		EA	V						25	29	130	
P D	2035-014-7574		EA	V						25	29	130	
P D	2035-931-5793		EA	1						20	29	131	
X1			EA	1							29	132	
X1			EA	1							29	133	
X1			EA	1									
X1			EA	1									
P D	2035-771-9032		EA	2						100	29	134	
P D	5305-201-9769		EA	1						5	29	135	
P D	5310-014-8506		EA	1						100	29	136	
P D	2035-014-5557		EA	1						100	29	137	
P D	5330-641-1319		EA	1						100	29	138	
P D	5340-720-9221		EA	1						5	29	139	
P D	5310-209-4537		EA	V						100	24	140	
X2D			EA	2							29	141	

QTY INC IN UNIT	30-DAY QS MAINT ALLOWANCE	30-DAY QS MAINT ALLOWANCE	1-YR ALW PER 100 EQUIP CNTGY	DEPOT MAINT ALW PER 100 EQUIP	ILLUS- TRATION									
					(A)	(B)	(A)	(B)						
					1-30	21-60	61-100	1-30	21-60	61-100				
					PER 100 EQUIP CNTGY	ALW PER 100 EQUIP	PER 100 EQUIP CNTGY	ALW PER 100 EQUIP						
P F	5330-904-4105	PACKING WITH RETAINER: 0.430 IN. ID, 0.782 IN. OD, FUEL CONTROL TUBE FITTINGS 583-516-9004 (99193)	EA	5	10	21	42	10	21	42	500	500	29	142
P D	5330-724-4286	PACKING, PREFORMED: FUEL FILTER ELEMENT MS29513-12 (96906)	EA	1	2	4	8	2	4	8	90	100	29	143
P F	5330-905-1685	PACKING WITH RETAINER 620-342-6 (83259)	EA	4	2	4	8	2	4	8	90	400	29	144
P D	5330-240-3840	PACKING, PREFORMED: AIR FILTER VALVE MS29513-14 (96906)	EA	1								100	29	145
X2D		PACKING, PREFORMED: FUEL CONTROL SENSOR PISTON MS29513-16 (96906)	EA	1									29	146
P D	5330-250-0236	PACKING, PREFORMED: FUEL CONTROL SENSOR BODY, BOTTOM SEAL MS29513-24 (96906)	EA	1								100	29	147
X2D		PACKING, PREFORMED: FUEL CONTROL SENSOR BODY, CENTER SEAL MS29513-25 (96906)	EA	1									29	148
P D	5330-951-3150	PACKING, PREFORMED: FUEL CONTROL SENSOR BODY, TOP SEAL MS29513-26 (96906)	EA	1								100	29	149
P D	5315-903-6770	PIN, SHOULDERED: FUEL CONTROL SENSOR 856519 (99193)	EA	1								30	29	150
X2D		PIN, SPRING: METERING VALVE ADJUSTING NUT MS171432 (96906)	EA	1									29	151
P D	5315-905-1682	PIN, STRAIGHT, HEADED: MANUAL CONTROL METERING VALVE 856428 (99193)	EA	1								20	29	152
P D	5315-757-6864	PIN, GROOVED, HEADLESS 694806-2 (99193)	EA	1								20	29	153
P D	2835-014-7524	PISTON ASSEMBLY 665711 (99193)	EA	1								20		
X1		PISTON: INTEGRATOR 665578 (99193)	EA	1									29	154
X1		HOUSING: METERING VALVE 665577 (99193)	EA	1									29	155
P D	2835-091-6542	SEAT, VALVE: RELIEF 75838 (99193)	EA	1								20	29	156
P D	2835-326-6602	SPRING, HELICAL, COMPRESSION 661300 (72599)	EA	1								20	29	157
P D	2835-014-7486	SHAFT, DRIVE: FUEL PUMP 662579 (99193)	EA	1								25	29	158
P D	5340-804-2276	RING, RETAINING: FUEL CONTROL DRIVE SHAFT SEAL RETAINING MS16625-4118 (96906)	EA	1								5	29	159
P F	5330-958-1109	SEAL, PLAIN, ENCASED: FUEL CONTROL UNIT DRIVE SHAFT 662379 (99193)	EA	1	2	4	8	2	4	8	90	100	29	160

(1) FEDERAL STOCK NUMBER	(2) DESCRIPTION REF. NUMBER & MFR. CODE	(3) UNITS OF MEASURE	(4) QTY INC IN UNIT	(5) 30-DAY QS MAINT ALLOWANCE			(6) 30-DAY QS MAINT ALLOWANCE			(7) 1-YR ALW PER 100 SQMP DNTBY	(8) DEPT MAINT ALW PER 100 SQMP	(9) ILLUSTRATION	
				(A)	(B)	(C)	(A)	(B)	(C)			(A)	(B)
				1-30	31-60	61-100	1-30	31-60	61-100			FIG. NO.	VIEW NO.
P D 4730-595-3938	PLUG, MACHINE THREAD: FUEL PUMP 73876 (70210)	EA	1								5	29	161
X20	PACKING, PREFORMED: FUEL CONTROL UNIT PLUG MS29512-5 (96906)	EA	1									29	162
P D 5310-061-7325	NUT, SELF-LOCKING, HEXAGON: FUEL CONTROL, DRIVE HOUSING MTG AN363-428 (88044)	EA	4									29	163
P D 5310-167-0835	WASHER, FLAT: FUEL CONTROL DRIVE HOUSING MTG NUT AN960-416L (88044)	EA	4									29	164
P D 2835-323-7197	GASKET: FUEL CONTROL UNIT HOUSING 73776-1 (99193)	EA	1								100	29	165
P D 2835-014-5558	GEARSHAFT ASSEMBLY: SPUR 372230-7 (99193)	EA	1								50		
X1	GEARSHAFT: SPUR, MAIN DRIVE 855562 (99193)	EA	1									29	166
XL	GEAR, SPUR 855563 (99193)	EA	1										
P D 5330-441-3813	PACKING, PREFORMED: GEARSHAFT BUSHING 73875-2 (99193)	EA	4								400	29	167
P D 2835-014-5565	HOUSING: FUEL PUMP 75094-7 (99193)	EA	1								20	29	168
P D 5310-323-7198	WASHER, RECESSED 73799 (99193)	EA	1								5	29	169
P D 5340-200-9577	SPRING, HELICAL, COMPRESSION: FUEL CONTROL UNIT GEAR 73874 (99193)	EA	1								20	29	170
P D 5340-903-5912	WASHER, SPECIAL, CRES: BLANK DISC, 0.016 IN. THK, SPUR GEAR, SPRING LOADING S8157N154-016 (99193)	EA	V								100	29	171
P D 2910-200-9285	SPRING, HELICAL, COMPRESSION 75047 (99193)	EA	1								20	29	172
P D 3120-662-4403	WASHER: SPECIAL, FUEL CONTROL GEARSHAFT SPRING LOADING S8157N58-016 (99193)	EA	V								100	29	173
P D 5310-209-3074	WASHER: SPECIAL S8157N58-032 (70210)	EA	V								100	29	173
P D 5340-903-5915	SHIM: FUEL CONTROL SENSOR PISTON COVER GAP ADJUSTING S8157N391-002 (99193)	EA	V								100	29	174
P D 5340-903-5914	SHIM S8157N391-005 (99193)	EA	V								100	29	174
P D 2835-323-7175	RETAINER, DIAPHRAGM: FUEL BY-PASS VALVE 370136 (70210)	EA	1								20		
P D 2835-014-5011	SCREW, ADJUSTING 855645-2 (99193)	EA	1								10		
P D 5340-903-5913	DISC, SOLID: SPUR GEAR SPRING LOADING S81547N154-032 (99193)	EA	V								100		

(11) SNR CODE	(12) FEDERAL STOCK NUMBER	(13) DESCRIPTION REF. NUMBER & MFR. CODE	(14) USABLE QTY CODE	(15) U N I T M E A S U R E S	(16) 30-DAY QS MAINT ALLOWANCE			(17) 30-DAY QS MAINT ALLOWANCE			(18) 1-YR ALW PER 100 EQUIP CNTGY	(19) DSPOT MAINT ALW PER 100 EQUIP	(20) ILLU- STRATION	
					(A)	(B)	(C)	(A)	(B)	(C)			(A)	(B)
					1-30	21-30	31-100	1-30	21-30	31-100			FIG. NO.	ITEM NO.
P D	5340-880-4027	SHIM: FUEL CONTROL SENSOR METERING VALVE ADJUSTING S8157N10-005 (99193)	EA	V								100		
XI		PIN, SHOULDERED: LESS INSERT 856519-3 (99193)	EA	1										
P D	5340-815-4930	INSERT, SCREW THREAD MS21209C0615 (96906)	EA	1								5		
P D	2835-757-6843	SLEEVE, ASSEMBLY: MANUAL CONTROL GOVERNOR 855653-3 (99193)	EA	1								15		
P D	2835-014-5012	RETAINER ASSEMBLY: SPRING, MANUAL CONTROL 855647 (99193)	EA	1								5		
P D	5340-903-5911	SHIM: MANUAL CONTROL SPRING LOADING S8157N229-005 (99193)	EA	V								100		
P O	2910-014-5532	FILTER ELEMENT, FLUID PRESSURE: 74 MICRON, FUEL CONTROL AIR FILTER 111790-7 (99193)	EA	1								20		
P F	2835-014-5016	TUBE ASSEMBLY, METAL: FUEL CONTROL 855654 (99193)	EA	1	*	1	1	*	1	1	12	10		
P F	4730-142-2167	NUT, TUBE COUPLING AN818-6D (88044)	EA	2	REF	REF	REF	REF	REF	REF	REF	REF	REF	REF
XI		SLEEVE, FLARED TUBE FITTING MS20819-6D (96906)	EA	2										
XI		TUBE: UNFLARED STRAIGHT 855654-1 (99193)	EA	1										
P D	2835-927-8531	DIAPHRAGM ASSEMBLY: FUEL ACCESSORY, ACCELERATION CONTROL 662202-4 (99193)	EA	1								100		
XI		PLATE, BACKING 662204 (99193)	EA	1									29	175
XI		PLATE, RETAINING 662203 (99193)	EA	1									29	175
XI		DIAPHRAGM: AIR AND OIL 694852-1 (99193)	EA	1										
P D	2835-650-1456	DIAPHRAGM ASSEMBLY, AIR AND FUEL 373626 (99193)	EA	1								100	29	176
P D	2835-014-4539	COVER ASSEMBLY: SENSOR, FUEL CONTROL 855602 (99193)	EA	1								10	29	177
X2D		COVER: FUEL CONTROL SENSOR 855602-5 (99193)	EA	1										
P D	5315-899-2688	PIN, STRAIGHT, HEADLESS: FUEL CONTROL SENSOR COVER MS16556-601 (96906)	EA	1								5		
P D	2835-907-0639	DIAPHRAGM: AIR, FUEL CONTROL SENSOR 856514-2 (99193)	EA	1								100	29	178
P D	2910-757-6836	BODY: SENSOR, FUEL CONTROL 695077-1 (99193)	EA	1								20	29	179
P D	2835-757-6820	DIAPHRAGM ASSEMBLY: FUEL 694862-2 (99193)	EA	1								100	29	180

(1) SMB CODE	(2) FEDERAL STOCK NUMBER	(3) DESCRIPTION REF. NUMBER & MFR. CODE	(4) USABLE ON CODE	(5) QTY INC IN UNIT	(6) 30-DAY OS MAINT ALLOWANCE			(7) 30-DAY OS MAINT ALLOWANCE			(8) 1-YR ALW PER 100 SQUP CMTGY	(9) DEPOT MAINT ALW PER 100 SQUP	(10) ILLUS- TRATION	
					(A)	(B)	(C)	(A)	(B)	(C)			(A)	(B)
					1-30	21-30	31-100	1-30	21-30	31-100			FIG. NO.	ITEM NO.
P D	2835-757-6819	BRACKET ASSEMBLY 856469 (99193)	EA	1							10	29	181	
P D	2910-049-3573	CAP: FUEL PUMP FILTER 73000 (99193)	EA	1	*	*	1	*	*	1	6	10	29	182
P D	2835-014-7591	COVER: FUEL CONTROL SENSOR AND MANUAL CONTROL 855642 (99193)	EA	2								10	29	183
P D	3110-014-5523	BEARING: MANUAL CONTROL METERING VALVE 358157 (99193)	EA	2								200	29	184
P D	2835-091-6540	CAGE, GOVERNOR 75833 (99193)	EA	1								10	29	185
X1		BRACKET: YOKE, MACHINED, MANUAL CONTROL METERING VALVE 856469-5 (99193)	EA	1										
P D	2910-014-7514	BODY ASSEMBLY, FUEL CONTROL UNIT 666003 (99193)	EA	1								10		
P D	5340-815-4930	INSERT, SCREW THREAD MS21209C0615 (96906)	EA	5								REF	29	186
P D	5340-815-4929	INSERT, SCREW THREAD MS21209C0815 (96906)	EA	12								5	29	187
P D	5340-800-7674	INSERT, SCREW THREAD MS21209F1-15 (96906)	EA	1								5	29	188
X2D		INSERT, SCREW THREAD MS21208F5-10 (96906)	EA	1									29	189
P D	5340-825-4826	INSERT, SCREW THREAD MS21208C0620 (96906)	EA	2								5	29	190
X2D		INSERT, SCREW THREAD MS21208C0810 (96906)	EA	2									29	191
X2D		PLUG: SEALING MACHINED MOLE, 0.4687 IN. OD, 0.397 IN. LG, ALUMINUM ALLOY S8324A14-10 (99193)	EA	1									29	192
X2D		PLUG: PASSAGE MOLE, 0.2163 IN. OD, 3/16 IN. LG S8324A7-6 (70210)	EA	1									29	193
X2D		PLUG: PASSAGE MOLE, 0.1850 IN. OD, 5/32 IN. LG S8324A6-5 (99193)	EA	1									29	194
X2D		PLUG: PASSAGE MOLE, 0.2475 IN. OD, 3/16 IN. LG S8324A8-6 (99193)	EA	1									29	195
X2D		PLUG: PASSAGE MOLE, 0.310 IN. OD, 3/16 IN. LG S8324A10-6 (99193)	EA	3									29	196
X1		BODY: FUEL CONTROL UNIT 666003-5 (99193)	EA	1									29	197
P D	3110-141-9876	BEARING, BALL, ANNULAR: FUEL CONTROL UNIT GOVERNOR SHAFT 75443 (99193)	EA	2								280	29	198
X2D		BALL, BEARING: ULTIMATE RELIEF BY-PASS VALVE MS134356 (96906)	EA	1									29	199
P D	3120-014-7488	BEARING: FUEL CONTROL DRIVE GEARS, OUTER 663081-4 (99193)	EA	2								200	29	200

(1) SBR CODE	(2) FEDERAL STOCK NUMBER	(3) DESCRIPTION REF. NUMBER & MFR. CODE	(4) USABLE ON CODE	(5) QTY MTC IN UNIT	(6) 30-DAY GS MAINT ALLOWANCE			(7) 30-DAY GS MAINT ALLOWANCE			(8) 1-YR ALW PER 100 EQUIP CNTGY	(9) DEPOT MAINT ALW PER 100 EQUIP	(10) ILLUS- TRATION	
					(A)	(B)	(C)	(A)	(B)	(C)			(A)	(B)
					1-20	21-80	81-100	1-20	21-80	81-100			FIG. NO.	ITEM NO.
P D	3120-014-7487	BEARING: FUEL CONTROL DRIVE GEARS, INNER 663081-3 (99193)	EA	2								200	29	201
P D	2910-757-6839	BODY ASSEMBLY, FUEL CONTROL UNIT: ACCELERATION CONTROL 663817-30 (99193)	EA	1								10		
P D	5310-625-9940	WASHER, KEY: STUD LOCKING CR5A4 (99057)	EA	4								5	29	202
P D	2910-876-8343	STUD SC245-3-920A (99057)	EA	4								20	29	203
P D	5340-290-4478	INSERT, SCREW THREAD MS21208C1-20 (96906)	EA	8								5	29	204
P D	5340-682-1520	INSERT, SCREW THREAD MS21208C0615 (96906)	EA	6								5	29	205
X2D		INSERT, SCREW THREAD MS21209C0615 (96906)	EA	1									29	206
P D	2910-049-3575	GUIDE: FUEL PUMP FILTER RETAINING 73176 (99193)	EA	1								10	29	207
P D	2910-219-5524	SEAT, RELIEF VALVE: FUEL PUMP 73765 (99193)	EA	1								10	29	208
P D	5315-014-8855	PIN: STRAIGHT S8152N80-0-200 (99193)	EA	2								227	29	209
X2D		PLUG: PASSAGE HOLE S8324A0-12 (99193)	EA	1									29	210
X2D		BODY: MACHINED CASTING, ACCELERATION CONTROL 663817-13 (99193)	EA	1									29	211
X2D		SCREW, TAPPING, THREAD FORMING, TYPE B PAN HEAD CROSS-RECESSED, CORROSION RESISTING STEEL: FUEL CONTROL UNIT NAMEPLATE MTG MS24622-2 (96906)	EA	2									29	212
P D	2920-014-4505	COVER ASSEMBLY, GOVERNOR: MANUAL SPEED CONTROL 75842-52 (99193)	EA	1								15		
X1		COVER: MANUAL SPEED CONTROL 75842-9 (99193)	EA	1										
		GROUP 16-SOLENOID VALVE AND HEATER												
P D	5306-151-0778	BOLT, MACHINE: SOLENOID BY-PASS VALVE MTG AN3-16A (88044)	EA	1	*	*	*	*	*	*	1	*	30	1
P D	5310-167-0765	WASHER, FLAT: THERMOSTAT BY-PASS VALVE MTG BOLT AN970-3 (88044)	EA	2	*	*	*	*	*	*	1	*	30	2
P D	5310-061-3726	NUT, SELF-LOCKING, HEXAGON: SOLENOID VALVE MS21045-3 (96906)	EA	4	*	*	*	*	*	*	1	*	30	3
P D	4810-726-9293	VALVE, SOLENOID 692546-2 (99193)	EA	1	1	1	3	1	1	3	30	30	30	4
P D	5306-151-0779	BOLT, MACHINE: FUEL SOLENOID MTG AN3-15A (88044)	EA	2	*	*	*	*	*	*	1	*	30	5

(1) SHR CODE	(2) FEDERAL STOCK NUMBER	(3) DESCRIPTION REF. NUMBER & MFR. CODE	(4) USABLE ON CODE	(5) UNIT OF MEAS URE	(6) QTY INC IN UNIT	(8) 30-DAY QS MAINT ALLOWANCE			(7) 30-DAY QS MAINT ALLOWANCE			(9) 1-YR ALW PER 100 EQUIP CNTGY	(10) DEPOT MAINT ALW PER 100 EQUIP	(11) ILLUS- TRATION	
						(A)	(B)	(C)	(A)	(B)	(C)			(A)	(B)
						1-20	21-80	81-100	1-20	21-80	81-100			PGL NO.	ITEM NO.
P O	5310-061-3726	NUT, SELF-LOCKING, HEXAGON: FUEL CONTROL SUPPORT MTG SCREW MS21045-3 (96906)	EA	1	REF	REF	REF	REF	REF	REF	REF	REF	REF	30	6
P O	2910-689-9920	VALVE ASSEMBLY, SOLENOID 492545-2 (99193)	EA	1	*	1	1	*	1	1	12	30	30	30	7
P O	5310-061-7326	NUT, SELF-LOCKING, HEXAGON: SOLENOID VALVE BRACKET MTG MS21045-3 (96906)	EA	4	REF	REF	REF	REF	REF	REF	REF	REF	REF	30	8
P O	5306-150-9221	BOLT, MACHINE: FUEL SOLENOID MTG, BRACKET MTG AN3-3A (88044)	EA	2	*	*	*	*	*	*	1	*	30	9	
P O	2835-055-4384	BRACKET: DOUBLE ANGLE SOLENOID VALVE 377427 (99193)	EA	1	*	*	1	*	*	1	6	9	30	10	
P O	5310-167-0834	WASHER, FLAT AN960-10L (88044)	EA	4	REF	REF	REF	REF	REF	REF	REF	REF	REF	30	11
P O	2910-854-3664	PUMP: HEATER FUEL TRANSFER 476491 (72850)	EA	1	*	1	1	*	1	1	12	*	31		
X2F		COVER: HEATER FUEL PUMP 479130 (72850)	EA	1										31	1
X2F		MAGNET: HEATER FUEL PUMP 479012 (72850)	EA	1										31	2
X2F		FILTER ELEMENT: HEATER FUEL PUMP 479135 (72850)	EA	1										31	3
X2F		RETAINER, VALVE 479137 (72850)	EA	1										31	4
X2F		RING, BACK-UP 479138 (72850)	EA	1										31	5
X2F		PACKING, PREFORMED 479139 (72850)	EA	1										31	6
X2F		VALVE, CUP: HEATER FUEL PUMP 479132 (72850)	EA	1										31	7
X2F		SPRING 476285 (72850)	EA	1										31	8
X2F		PLUNGER 476474 (72850)	EA	1										31	9
X2F		CAPACITOR: HEATER FUEL PUMP NFT116-3 (99203)	EA	1											
X2F		GASKET: COVER 479136 (72850)	EA	1											
		GROUP 17-MAIN PUMP AND ATOMIZER													
X20		CAP, BRUSH HOLDER: MAIN FUEL PUMP 7024159001 (70763)	EA	2										32	1
X20		SPRING, BRUSH HOLDER: MAIN FUEL PUMP 70242680028 (70763)	EA	2										32	2
X20		BRUSH, MOTOR: MAIN FUEL PUMP 70242680028 (70763)	EA	2										32	3

(1) SNR CODE	(2) FEDERAL STOCK NUMBER	(3) DESCRIPTION REF. NUMBER & MFR. CODE	(4) USABLE ON CODE	(5) U N I T M E A S U R E	(6) QTY INC OR UNIT	(8) 30-DAY DS MAINT ALLOWANCE			(7) 30-DAY OS MAINT ALLOWANCE			(9) 1-YR ALW PER 100 SQUP CNTGY	(10) DEPOT MAINT ALW PER 100 EQUIP	(11) ILLU- STRATION	
						(A)	(B)	(C)	(A)	(B)	(C)			(A)	(B)
						1-30	21-60	61-100	1-30	21-60	61-100			PAG. NO.	ITEM NO.
						REF	REF	REF	REF	REF	REF			REF	REF
P OT	4320-045-9430	PUMP, ROTARY, POWER DRIVEN: FUEL TANK FUEL PUMP 694569-1 (99193)	EA	1	REF	REF	REF	REF	REF	REF	REF	REF	REF	32	4
P D	2910-065-6615	ATOMIZER ASSEMBLY, FUEL 73076-30 (99193)	EA	1	*	1	1	*	1	1	12	20	33		
P D	5340-031-7232	RING, RETAINING: ATOMIZER DISTRIBUTOR HEAD NUT 74686 (99193)	EA	1								50	33	1	
P D	2910-592-7379	NUT: FUEL ATOMIZER 73909 (99193)	EA	1								20	33	2	
P D	2835-757-6834	PLATE: FUEL ATOMIZER, MATCHED 371570-22 (99193)	EA	1								30	33	3	
P D	5330-878-2169	PACKING, O RING: 0.213 IN. ID, HEAD S8057AP4 (99193)	EA	1								100	33	4	
P D	2910-604-3299	DISTRIBUTOR HEAD: FUEL ATOMIZER 372436 (99193)	EA	1								20	33	5	
P D	2910-315-8305	SCREEN: FUEL 75404 (70210)	EA	1	*	*	1	*	*	1	6	20	33	6	
P D	2910-757-6859	VALVE: CAPSULE, FUEL RELIEF 376094-40 (99193)	EA	1	*	1	1	*	1	1	12	20	33	7	
P D	5330-861-1396	GASKET: STRAIGHT THREAD TUBE FITTING, BOSS S8316AD4 (99193)	EA	1	REF	REF	REF	REF	REF	REF	REF	REF	REF	33	8
P D	5330-845-0915	PACKING, PREFORMED: VALVE S8057APS (99193)	EA	1	REF	REF	REF	REF	REF	REF	REF	REF	REF	33	9
P D	2910-767-7142	HOUSING: DUAL ORIFICE ATOMIZER 74807-1 (99193)	EA	1								10	33	10	
GROUP 18-FUEL TANK															
X2D		ENCLOSURE ASSEMBLY, TANK 13207E3836-2 (99193)	EA	1										34	
X1		RIVET, SOLID: RETAINER SPRING, TOP MTG MS20470AD6-9 (96906)	EA	4										34	1
X1		RIVET, SOLID: RETAINER SPRING, BOTTON MTG MS20470AD6-7 (96906)	EA	4										34	2
X1		SPRING: DOOR RETAINER 23-10-11-12 (94222)	EA	2										34	3
X1		RIVET, SOLID-UNIVERSAL HEAD ALUMINUM ALLOY: 1/8 IN. DIA, 1/2 IN. LG, TOP DOOR SEAL RETAINER MTG MS20470A4-8 (96906)	EA	11										34	4
X1		RETAINER: FUEL TANK ENCLOSURE DOOR TOP SEAL 13207E3836-25 (99193)	EA	1										34	5
X1		SEAL: FUEL TANK ENCLOSURE DOOR, TOP 13207E3836-35 (99193)	EA	1										34	6
P D	5315-449-2945	PIN, CROSS: DOOR LATCHING STUD 99836 (76530)	EA	3								REF	REF	34	7

(1) SNR CODE	(2) FEDERAL STOCK NUMBER	(3) DESCRIPTION REF. NUMBER & MFR. CODE	(4) USABLE OR CODE	(5) QTY INC IN UNIT	(6) 30-DAY QS MAINT ALLOWANCE			(7) 30-DAY QS MAINT ALLOWANCE			(8) 1-YR ALW PER 100 EQUIP CNTGY	(9) DEPOT MAINT ALW PER 100 EQUIP	(10) ILLUS- TRATION	
					(A)	(B)	(C)	(A)	(B)	(C)			(A)	(B)
					1-30	31-60	61-100	1-30	31-60	61-100			PIC. NO.	ITEM NO.
X20		STUD: RING, TYPE, DOOR LATCHING 293511-2-220 (76530)	EA	3									34	8
X20		RIVET, SOLID: NUT PLATE AND DOOR LATCH RECEPTACLE MTG MS20426AD4-5 (96906)	EA	46									34	9
P D	5325-291-0336	RECEPTACLE: DOOR LATCHING STUD 99833P130 (76530)	EA	3							15		34	10
X1		RIVET, SOLID: BOTTOM DOOR SEAL RETAINER MTG MS20426AA-7 (96906)	EA	14									34	11
X1		RETAINER: FUEL TANK ENCLOSURE DOOR BOTTOM SEAL 13207E3836-29 (99193)	EA	1									34	12
X1		SEAL: FUEL TANK ENCLOSURE DOOR, BOTTOM 13207E3836-31 (99193)	EA	1									34	13
X1		RIVET, SOLID: END PLATE TO FLOOR PLATE MS20426AD4-6 (96906)	EA	7									34	14
X1		RIVET, SOLID, ALUMINUM ALLOY: 1/8 IN. DIA, 0.438 IN. LG. SIDE DOOR SEAL RETAINER MTG MS20470AA-7 (96906)	EA	14									34	15
X1		RETAINER: FUEL TANK ENCLOSURE DOOR SIDE SEAL 13207E3836-27 (99193)	EA	2									34	16
X1		SEAL: FUEL TANK ENCLOSURE DOOR, SIDE 13207E3836-33 (99193)	EA	2									34	17
X20		NUT, SELF-LOCKING, PLATE: SIDE PLATE NAS1031A6 (80205)	EA	20									34	18
X1		RIVET, SOLID: NUT PLATE MTG MS20426AD3-4 (96906)	EA	30									34	19
X20		NUT, SELF-LOCKING, PLATE: PLATE AND FIREWALL NAS1031A4 (80205)	EA	8									34	20
X1		RIVET, SOLID: NUT PLATE MTG MS20426AD3-5 (96906)	EA	16									34	21
X20		NUT, SELF-LOCKING, PLATE: END PLATE AND FIREWALL NAS1031A3 (80205)	EA	10									34	22
X20		NUT, SELF-LOCKING, PLATE: FUEL TANK VENT TUBE CLAMP NAS686A3 (80205)	EA	5										
X2F		PLUG ASSEMBLY, SHORTING, FUEL PUMP RECEPTACLE 13213E4461-1 (99193)	EA	1									35	1
X1		CABLE ASSEMBLY: FUEL PUMP SHORTING PLUG 13213E4461-3 (99193)	EA	1										
X1		CABLE, FUEL PUMP SHORTING PLUG CABLE 13213E4461-9 (99193)	EA	1										

16 SRR CODE	66 FEDERAL STOCK NUMBER	63 DESCRIPTION REF. NUMBER & MFR. CODE	14 U S A B L E O N C O D E	68 QTY INC IN UNIT	69 30-DAY GS MAINT ALLOWANCE			71 30-DAY GS MAINT ALLOWANCE			65 1-YR ALW PER 100 SQUP CNTGY	67 DEPOT MAINT ALW PER 100 SQUP	108 ILLUS- TRATION	
					(A)	(B)	(C)	(A)	(B)	(C)			(A)	(B)
					1-20	21-20	01-100	1-20	21-20	01-100			FIG. NO.	ITEM NO.
X1		SLEEVING: FUEL PUMP SHORTING PLUG CABLE 13213E4461-11 (99193)	EA	1										
X1		TERMINAL: FUEL PUMP SHORTING PLUG CABLE 13213E4461-13 (99193)	EA	2										
X2F		NUT, SELF-LOCKING, HEXAGON: SHORTING PLUG MS21044C04 (96906)	EA	2										
X2F		CONNECTOR, PLUG: SHORTING RECEPTACLE 13213E4461-5 (99193)	EA	1										
X2F		SCREW, MACHINE, FILLISTER HEAD: FUEL PUMP SHORTING PLUG PLATE MTG AN50004-10 (88044)	EA	2										
X2F		SEAL PLATE: FUEL PUMP SHORTING PLUG 13213E4461-7 (99193)	EA	1										
X2F		WASHER, FLAT: FUEL PUMP SHORTING PLUG MTG SCREW PLATE AN960C4L (88044)	EA	3										
X2F		WIRE, ELECTRICAL: SHORTING PLUG INTERNAL SHORTING MS25190B10 (96906)	EA	Y										
P F	5306-531-8979	BOLT, MACHINE: FUEL TANK MTG. TOP AN6-7A (88044)	EA	10	*	*	*	*	*	*	1	*	35	2
X2F		BUSHING: TOP MTG BOLT 13213E4475-1 (99193)	EA	10									35	3
X2F		TANK ASSEMBLY, FUEL: ENCLOSED, SKID MTG 13208E8989-2 (99193)	EA	1									35	4
X20		CAP, BRUSH HOLDER: FUEL TANK FUEL PUMP 7024159001 (70763)	EA	2									36	1
X1		SPRING, BRUSH HOLDER 7024268002B (70763)	EA	2									36	2
X1		BRUSH, MOTOR: FUEL TANK FUEL PUMP 7024268002B (70763)	EA	2									36	3
X20		FILTER, FLUID PRESSURE: FUEL TANK FUEL FILTER MS27820-12 (96906)	EA	1										
X20		BODY, FILTER 50227 (81321)	EA	1									36	4
P O	2940-849-8358	FILTER ELEMENT, FLUID 76149-1 (99193)	EA	1	2	4	8	2	4	8	90	100	36	5
P O	5330-194-3713	PACKING: FUEL TANK FILTER COVER TO BODY SEAL AN6230-6 (88044)	EA	1	2	4	8	2	4	8	90	100	36	6
P O	5330-186-4939	RETAINER, PACKING: FUEL TANK FILTER BODY TO COVER AN6244-6 (88044)	EA	1	2	4	8	2	4	8	90	100	36	7
X20		COVER, FILTER 51538 (81321)	EA	1									36	8
X20		VALVE: FUEL SELECTOR 310-3-3-855 (86768)	EA	1										

(1) BMR CODE	(2) FEDERAL STOCK NUMBER	(3) DESCRIPTION REF. NUMBER & MFR. CODE	(4) USABLE ON CODE	(5) QTY INC IN UNIT	(6) 30-DAY QS MAINT ALLOWANCE			(7) 30-DAY QS MAINT ALLOWANCE			(8) 1-YR ALW PER 100 SQUP CNTGY	(9) DEPT MAINT ALW PER 100 SQUP	(10) ILLU- STRATION	
					(A)	(B)	(C)	(A)	(B)	(C)			(A)	(B)
					1-30	21-30	31-100	1-30	21-30	31-100			FIG. NO.	ITEM NO.
X1		HANDLE, VALVE: FUEL SELECTOR 1-2745-7-1 (86768)	EA	1									36	9
X1		SCREW: HANDLE MTG 10-24NC2X3-8 (86768)	EA	1									36	10
X1		SCREW: HANDLE MTG 10-24NC2X3-8 (86768)	EA	1									36	10
X1		WASHER: HANDLE MTG SCREW 12-1836-1-4 (86768)	EA	1									36	11
X1		WASHER: HANDLE MTG SCREW 12-1836-1-4 (86768)	EA	1									36	11
X1		HANDLE, VALVE: FUEL DRAIN 1-2745-7-1 (86768)	EA	1										
X2F		BODY, VALVE: FUEL SELECTOR 7-2844-1-6 (86768)	EA	1										
X20		VALVE, PLUG 309GC3-855 (86768)	EA	1										
X1		BODY, VALVE: FUEL DRAIN 7-2444-6-6 (86768)	EA	1										
X20		SCREW: FUEL LEVER FLOAT GAGE MTG 40-26 (91475)	EA	4									36	12
X20		WASHER: FUEL LEVEL FLOAT GAGE MTG SCREW 21-26 (91475)	EA	4									36	13
X20		GASKET: FUEL GAGE 15-4 (96452)	EA	1									36	14
X20		FLOAT GAGE: FUEL TANK LEVEL INDICATING 3110-444 (96452)	EA	1									36	15
X1		ROD: GAGE TO FLOAT 6-5 (91475)	EA	1									36	16
X1		FLOAT, FUEL GAGE 6-5 (91475)	EA	1									36	17
X2F		TANK ASSEMBLY, FUEL 13207E3831-1 (99193)	EA	1									37	
X20		CAP: FUEL TANK FILLER MS35645-1 (96906)	EA	1									37	1
P O	2835-907-0622	STRAINER ASSEMBLY, FUEL TANK 13207E3831-7 (99193)	EA	1	*	*	1	*	*	1	6	15	37	2
X2F		SCREW, MACHINE: FUEL TANK FILLER NECK MTG AN525-832-8 (88044)	EA	6									37	3
P F	5310-167-0661	WASHER, LOCK: FUEL TANK FILLER NECK MTG SCREW AN935-8 (88044)	EA	6	*	*	*	*	*	*	1	*	37	4
X2F		FILLER ASSEMBLY: FUEL TANK 13207E3831-5 (99193)	EA	1									37	5
X2F		GASKET, FILLER NECK: FUEL TANK 13207E3831-65 (99193)	EA	1									37	6
P F	5305-167-3636	SCREW, MACHINE: FUEL TANK MOLDDOWN MTG AN525-416-14 (88044)	EA	1	*	*	*	*	*	*	1	*	37	7
P F	5310-582-5965	WASHER, LOCK: FUEL TANK MOLDDOWN MTG SCREW AN935-416 (88044)	EA	4	*	*	*	*	*	*	1	*	37	8

(1) SRR CODE	(2) FEDERAL STOCK NUMBER	(3) DESCRIPTION REF. NUMBER & MFR. CODE	(4) USABLE OR CODE	(5) QTY INC OR UNIT	(6) 30-DAY QS MAINT ALLOWANCE			(7) 30-DAY QS MAINT ALLOWANCE			(8) 1-YR ALW PER 100 SQUP CNTQV	(9) DEPOT MAINT ALW PER 100 SQUP	(10) ILLUS- TRATION	
					(A)	(B)	(C)	(A)	(B)	(C)			(A)	(B)
					1-20	21-80	81-100	1-20	21-80	81-100			FIG. NO.	ITEM NO.
XZF		VENT ASSEMBLY 13207E3831-11 (99193)	EA	1									37	9
X1		HOLDDOWN: FUEL TANK VENT 13207E3831-61 (99193)	EA	2									37	10
XZF		VENT TUBE: FUEL TANK 13207E3831-59 (99193)	EA	1										
XZD		NUT: FUEL TANK VENT TUBE AN817-6D (88044)	EA	3									37	11
P O	4730-106-9968	ELBOW, PIPE TO TUBE: FUEL TANK VENT TUBE AN822-6D (88044)	EA	2									37	12
P O	4730-106-9580	ADAPTER, STRAIGHT, PIPE: FUEL TANK DRAIN TUBE COUPLING AN816-6D (88044)	EA	1	*	*	*	*	*	*	1	*	37	13
X1		TANK ASSEMBLY 13207E3831-3 (99193)	EA	1									37	14
P F	4730-278-6070	SLEEVE, FLARED TUBE FITTING MS20819-6D (96906)	EA	2	*	*	*	*	*	*	1	*		
P F	4730-142-2167	NUT: FUEL TANK VENT TUBE AN818-6D (88044)	EA	2	REF	REF	REF	REF	REF	REF	REF	REF		
XZF		TUBE: FUEL TANK VENT 13207E3831-57 (99193)	EA	1										
		GROUP 19-ACCELERATION THERMOSTAT AND IGNITION UNIT												
P F	5305-558-6868	SCREW, CAP, HEXAGON, SOCKET HEAD S8151D416C4E (99193)	EA	2	2	3	6	2	3	6	72	60	38	1
P F	2885-025-1942	PLATE, THERMOSTAT RETAINING 75735 (99193)	EA	1	*	*	1	*	*	1	6	10	38	2
P F	6680-934-8200	THERMOSTAT 107996-60 (99193)	EA	1	*	1	2	*	1	2	18	20	38	3
P D	5310-754-1718	WASHER, FLAT 99867-3 (99193)	EA	V								20	39	1
P D	3120-551-6976	WASHER, THRUST 99867-4 (99193)	EA	V								20	39	1
P O	3120-551-5846	WASHER, THRUST 99867-5 (99193)	EA	V								20	39	1
P D	3120-551-5845	WASHER, THRUST 99867-6 (99193)	EA	V								20	39	1
P D	3120-531-9211	WASHER, THRUST 99867-7 (99193)	EA	V								20	39	1
P O	3120-754-1720	WASHER, THRUST 99867-8 (99193)	EA	V								20	39	1
P D	3120-754-1721	WASHER, THRUST 99867-9 (99193)	EA	V								20	39	1
P D	3120-754-1722	WASHER, FLAT 99867-10 (99193)	EA	V								20	39	1
P O	3120-551-6900	WASHER, THRUST 99867-11 (99193)	EA	V								20	39	1
P D	5340-998-2316	SHIM: 0.03075-03025 IN. THK 99867-12 (99193)	EA	V								20	39	1

(1) DNR CODE	(2) FEDERAL STOCK NUMBER	(3) DESCRIPTION REF. NUMBER & MFR. CODE	(4) U S A B L E O N C O D E	(5) QTY INC IN UNIT	(6) 30-DAY OS MAINT ALLOWANCE			(7) 30-DAY OS MAINT ALLOWANCE			(8) 1-YR ALW PER 100 EQHP CNTGY	(9) OS POT MAINT ALW PER 100 EQHP	(10) ILLUS- TRATION		
					(A)	(B)	(C)	(A)	(B)	(C)			(A)	(B)	
					1-30	21-30	31-100	1-30	21-30	31-100			FIG NO.	ITEM NO.	
X2D		THERMOSTAT ASSEMBLY 107997-6 (99193)	EA	1								39	2		
P F	6680-730-2146	FITTING, THERMOSTAT 96887-1 (99193)	EA	1	1	1	2	1	1	2	24	10	39	3	
P F	6620-707-0994	PARTS KIT, THERMOSTAT 650505-1 (99193)	EA	1	1	1	2	1	1	2	24	50			
P D	5310-754-1717	WASHER, FLAT 99867-1 (99193)	EA	V								20			
P D	5310-551-6975	WASHER, FLAT 99867-2 (99193)	EA	V								20			
P O	5310-167-0834	WASHER, FLAT: IGNITION UNIT MTG AN960-10L (88044)	EA	8	REF	REF	REF	REF	REF	REF	REF	REF	REF	40	1
P O	5305-819-7087	SCREW, MACHINE, ROUND HEAD: IGNITION UNIT MTG AN520-10R8 (88044)	EA	2	REF	REF	REF	REF	REF	REF	REF	REF	REF	40	2
P O	5305-144-3820	SCREW, MACHINE, ROUND HEAD: THERMOCOUPLE WIRING HARNESS CLAMP AND IGNITION UNIT AN520-10R10 (88044)	EA	2	•	•	•	•	•	•	1	•	40	3	
P O	5306-722-0393	BOLT, MACHINE: IGNITION UNIT BRACKET MTG AN3-4A (88044)	EA	4	REF	REF	REF	REF	REF	REF	REF	REF	REF	40	4
P O	5310-167-0753	WASHER, FLAT: IGNITION UNIT BRACKET MTG AN960PD10L (88044)	EA	4	•	•	•	•	•	•	1	•	40	5	
X2F		BRACKET ASSEMBLY: MTG ELECTRICAL COMPONENTS IGNITION UNIT 377409 (99193)	EA	1									40	6	
		GROUP 20-ENGINE LUGE FILTER SYSTEM													
P O	4720-903-8176	HOSE: OIL DRAIN M666301-6-0060 (00624)	EA	1	•	1	2	•	1	2	18	10	41	1	
P O	5310-282-7817	NUT, PLAIN, HEXAGON: OIL MANIFOLD AN924-6 (88044)	EA	1	REF	REF	REF	REF	REF	REF	REF	REF	REF	41	2
P O	5310-282-7817	NUT, PLAIN, HEXAGON: HEATER FUEL STOP VALVE AN924-6 (88044)	EA	1	REF	REF	REF	REF	REF	REF	REF	REF	REF	41	3
P O	1450-713-5888	HOSE: OIL PRESSURE GAGE TO OIL MANIFOLD TEE M666000-4-0560 (00624)	EA	1	•	1	2	•	1	2	18	10	41	4	
P O	4730-230-8710	ELBOW, TUBE: OIL PRESSURE GAUGE AN837-4 (88044)	EA	1	REF	REF	REF	REF	REF	REF	REF	REF	REF	41	5
P O	5330-667-0370	PACKING: OIL GAGE TO ELBOW 904-1427 (77308)	EA	1	1	2	4	1	2	4	48	100	41	6	
P O	4730-278-9383	TEE, TUBE: OIL MANIFOLD TO PRESSURE, GAUGE HOSE AN804-4 (88044)	EA	1	•	•	•	•	•	•	1	•	41	7	
P O	4730-278-3242	NIPPLE, TUBE: OIL MANIFOLD TO PRESSURE SWITCH HOSE AND PRESSURE SWITCH TO HOSE AN815-4 (88044)	EA	2	•	•	•	•	•	•	1	•	41	8	

(1) SBR CODE	(2) FEDERAL STOCK NUMBER	(3) DESCRIPTION REF. NUMBER & MFR. CODE	(4) USABLE ON CODE	(5) QTY INC IN UNIT	(6) 30-DAY DS MAINT ALLOWANCE			(7) 30-DAY DS MAINT ALLOWANCE			(8) 1-YR ALW PER 100 EQUIP CNTGY	(9) DSPT MAINT ALW PER 100 EQUIP	(10) ILLUS- TRATION	
					(A)	(B)	(C)	(A)	(B)	(C)			(A)	(B)
					1-30	21-30	31-100	1-30	21-30	31-100			FIG. NO.	ITEM NO.
P O	4720-777-7535	HOSE: OIL FILTER TO MANIFOLD M666000-6-0106 (70128)	EA	1	*	1	2	*	1	2	18	10	41	9
P O	4730-231-3028	ELBOW, TUBE: OIL FILTER IN AND OUT, OIL MANIFOLD FROM FILTER AN833-6 (88044)	EA	3	REF	REF	REF	REF	REF	REF	REF	REF	41	10
P O	5310-282-7817	NUT, PLAIN, HEXAGON: OIL DRAIN TUBE AT CAP AN924-6 (88044)	EA	1	REF	REF	REF	REF	REF	REF	REF	REF	41	11
X20		PACKING: OIL MANIFOLD IN AND OUT 906-1427 (86579)	EA	2									41	12
P O	5310-282-7817	NUT, PLAIN, HEXAGON: OIL DRAIN VALVE IN AND OUT AN924-6 (88044)	EA	2	REF	REF	REF	REF	REF	REF	REF	REF	41	13
X20		PACKING: OIL FILTER IN AND OUT BUSHINGS 912-1427 (86579)	EA	2									41	14
P O	4730-203-6943	REDUCER, TUBE: OIL FILTER IN AND OUT ELBOW AN893-13 (88044)	EA	2	REF	REF	REF	REF	REF	REF	REF	REF	41	15
P O	5310-167-0812	WASHER, FLAT AN960C10L (88044)	EA	10	REF	REF	REF	REF	REF	REF	REF	REF	41	16
P O	5340-283-0649	CLAMP, LOOP: OIL LINE TO STAND ASSY MS21919D67 (96906)	EA	1	REF	REF	REF	REF	REF	REF	REF	REF	41	17
P O	5310-263-2862	NUT, SELF-LOCKING, HEXAGON: OIL MANIFOLD MTG SCREW MS21045C3 (96906)	EA	4	REF	REF	REF	REF	REF	REF	REF	REF	41	18
X20		SCREW, MACHINE, TRUSS HEAD: OIL MANIFOLD MTG AN526C1032R36 (88044)	EA	4									41	19
P O	2835-017-9271	MANIFOLD, ENGINE OIL 13208E8945 (99193)	EA	1	*	*	1	*	*	1	6	10	41	20
P O	5306-504-4888	BOLT, MACHINE: OIL FILTER MTG, LEFT SIDE AN4C31A (88044)	EA	1	*	*	*	*	*	*	1	*	41	21
P O	5310-011-9947	WASHER, LOCK: OIL FILTER LH MTG SCREW AND OIL FILTER STAND ASSEMBLY MTG SCREW AN936A416 (88044)	EA	5	*	*	*	*	*	*	1	*	41	22
P O	5306-150-9872	BOLT, MACHINE: OIL FILTER MTG, RIGHT SIDE AN4C30A (88044)	EA	1	*	*	*	*	*	*	1	*	41	23
P O	5310-515-7449	WASHER, FLAT: OIL FILTER RH MTG SCREW AN960C416L (88044)	EA	1	REF	REF	REF	REF	REF	REF	REF	REF	41	24
P O	5330-194-3713	PACKING, PREFORMED: FILTER COVER TO HEAD AN6230-6 (88044)	EA	1	REF	REF	REF	REF	REF	REF	REF	REF	41	25
P O	5330-186-4939	RETAINER, PACKING: BACKUP, SINGLE TURN, FILTER COVER TO HEAD AN6244-6 (88044)	EA	1	REF	REF	REF	REF	REF	REF	REF	REF	41	26
P O	2940-849-8358	FILTER ELEMENT, FLUID 76149-1 (99193)	EA	1	REF	REF	REF	REF	REF	REF	REF	REF	41	27
X1		PACKING: FILTER ELEMENT S8057AP19 (99193)	EA	1									41	28
X1		FILTER ELEMENT 74896 (99193)	EA	1										

(11) SMR CODE	(12) FEDERAL STOCK NUMBER	(13) DESCRIPTION REF. NUMBER & MFR. CODE	(14) USABLE ON CODE	(15) U N I T O F M E A S U R E	(16) QTY INC IN LNWT	(18) 30-DAY DS MAINT ALLOWANCE			(17) 30-DAY OS MAINT ALLOWANCE			(19) 1-YR ALW PER 100 SQHP CNTGY	(20) DEPOT MAINT ALW PER 100 SQHP	(100) ILLU- STRATION	
						(A)	(B)	(C)	(A)	(B)	(C)			(A)	(B)
						1-30	31-60	61-100	1-30	31-60	61-100			FIG. NO.	ITEM NO.
P O	2940-773-1884	FILTER, FLUID PRESSURE 376854 (99193)	EA	1	•	•	1	•	•	1	6	5	41	29	
X20		COVER, FILTER 51538 (81321)	EA	1									41	30	
P O	5306-196-2337	BOLT, MACHINE: OIL FILTER STAND ASSY MTG AN4C5A (88044)	EA	4	•	•	•	•	•	•	1	•	41	31	
X1		RIVET, SOLID MS20427M3-4 (96906)	EA	8									41	32	
X1		NUT, SELF-LOCKING, PLATE NAS1031A4 (80205)	EA	2									41	33	
X1		NUT, SELF-LOCKING NAS10310A3 (80205)	EA	2									41	34	
P D	6115-014-7605	STAND ASSEMBLY, OIL FILTER, REMOTE 13208E8943-1 (99193)	EA	1								2			
X1		STAND, OIL FILTER, WELDED ASSEMBLY 13208E8943 (99193)	EA	1									41	35	
P F	5310-208-5769	NUT, PLAIN, HEXAGON: TUBE FITTING, ENGINE BLEED AIR AN924-4 (88044)	EA	2	REF	REF	REF	REF	REF	REF	REF	REF	REF	41	36
P O	5315-223-6113	PIN, RETAINING OIL DRAIN CAP CHAIN MTG AN416-1 (88044)	EA	1	REF	REF	REF	REF	REF	REF	REF	REF	REF	41	37
P O	5305-206-0542	SCREW, MACHINE, ROUND HEAD: OIL DRAIN CAP CHAIN MTG AN515-4-8 (88044)	EA	1	REF	REF	REF	REF	REF	REF	REF	REF	REF	41	38
P O	4730-187-0486	NIPPLE, TUBE: FUEL FILTER AN815-6 (88044)	EA	1	REF	REF	REF	REF	REF	REF	REF	REF	REF	41	39
X20		WASHER, FLAT AN960-4L (88044)	EA	1										41	40
X2F		CLAMP, LOOP MS21919D65 (96906)	EA	2										41	41
		GROUP 21-OIL PRESSURE SWITCHES													
X20		BRACKET: 2 IN. LG. HOLE FOR NO. 10 BOLT, OIL PRESSURE SWITCH S8808B2-9 (99193)	EA	1										42	1
P O	5930-017-9274	SWITCH, PRESSURE: OIL SEQUENCING 379353 (99193)	EA	1	•	1	2	•	1	2	18	15	42	2	
P O	5930-615-6831	SWITCH, PRESSURE: LOW OIL PRESSURE 379033-1 (99193)	EA	1	•	1	2	•	1	2	18	5	43	1	
		GROUP 22-TACHOMETER													
P F	6420-861-3828	GENERATOR, TACHOMETER: TWO POLE AIRCRAFT MS20054-1 (96906)	FA	1	•	1	1	•	1	1	12	20	44	1	
P F	5310-877-5796	NUT, SELF-LOCKING: TACHOMETER, GENERATOR MTG MS20365-428 (96906)	EA	4	REF	REF	REF	REF	REF	REF	REF	REF	REF	44	2

(10) SRR CODE	(11) FEDERAL STOCK NUMBER	(12) DESCRIPTION REF. NUMBER & MFR. CODE	(13) USABLE ON CODE	(14) QTY INC IN UNIT	(15) 30-DAY QS MAINT ALLOWANCE			(17) 30-DAY QS MAINT ALLOWANCE			(18) 1-YR ALW PER 100 SQHP CRNGY	(19) DEPOT MAINT ALW PER 100 SQHP	(20) ILLU- STRATION		
					(A)	(B)	(C)	(A)	(B)	(C)			(A)	(B)	
					1-20	21-60	61-100	1-60	21-60	61-100			FIG.	ITEM	
													NO.	NO.	
P F	5310-167-2354	WASHER, FLAT; TACHOMETER, GENERATOR MTG SCREWS AN960PD416 (88044)		EA	4	0	0	0	0	0	0	1	0	44	3
		GROUP 23-CENTRIFUGAL SWITCH													
P FT	5930-017-9273	SWITCH ASSEMBLY 370929-13 (99193)		EA	1	0	1	2	0	1	2	18	20	45	1
P F	5309-637-8412	SCREW, SELF-LOCKING MK503-8-10 (02615)		EA	4	0	0	0	0	0	0	1	0	45	2
P F	5310-167-0833	WASHER, FLAT; CENTRIFUGAL SWITCH MTG SCREW AN960-0L (88044)		EA	4	0	0	0	0	0	0	1	0	45	3
P D	2835-091-6464	LEVER, ACTUATOR 74605 (70210)		EA	1								20	46	1
P D	2835-098-2679	FLYWEIGHT, GOVERNOR 74604-1 (99193)		EA	2								60	46	2
P D	3110-144-8483	BEARING, BALL, ANNULAR 36X1A (43334)		EA	1								100	46	3
P D	2835-772-9935	FULCRUM, FLYWEIGHTS 74603 (99193)		EA	1								10	46	4
P D	3110-776-9813	BEARING, BALL, ANNULAR 55348 (70210)		EA	2								200	46	5
P D	2835-768-9755	CARRIER, OVERSPEED SWITCH; BEARING GASKET SEAL 75857-2 (70210)		EA	1								50	46	6
P F	2835-641-7896	GASKET: ACCESS PLATE 74991 (99193)		EA	1	2	4	8	2	4	8	90	100	46	7
P D	5935-757-1899	CONNECTOR, RECEPTACLE, ELECTRICAL: BOX MTG, SMALL FLANGE, 6 CONTACT PINS 223-533-9012 (99193)		EA	1								10	46	8
P D	2835-523-4856	ADAPTER, HOUSING: MULTISPEED SWITCH 76264 (99193)		EA	1								5	46	9
P D	2835-323-7220	GASKET: SWITCH HOUSING 75883 (99193)		EA	1								100	46	10
X1		RIVET, SOLID AN435M2-3 (88044)		EA	4									46	11
X1		SPRING, LEAF 74997 (99193)		EA	2									46	12
P D	2835-014-5589	INSULATOR 370961 (99193)		EA	1								20	46	13
X2D		INSERT, CRES HELICAL COIL, COARSE THREAD, 2 DIA NOMINAL LENGTH: NO. 9-40 THREAD NOTCHED MS122157 (96906)		EA	4									46	14
P D	5340-200-7755	INSERT, SCREW THREAD MS122198 (96906)		EA	8								5	46	15
X1		COVER, SWITCH: THREE SPEED 75880-5 (99193)		EA	1									46	16
P D	2835-055-1945	LEVER ASSEMBLY, SWITCH ACTUATING 74612-2 (99193)		EA	1								20		

PART CODE	FEDERAL STOCK NUMBER	DESCRIPTION REF. NUMBER & MFR. CODE	UNABLE TO QUOTE	QTY REQ IN UNIT	30-DAY QS MAINT ALLOWANCE			30-DAY QS MAINT ALLOWANCE			1-YR ALY FOR 100 SQHP CRVBY	DEPOT MAINT ALY FOR 100 SQHP	CLASSIFICATION	
					(A)	(B)	(C)	(A)	(B)	(C)			(A)	(B)
					1-00	21-00	01-100	1-00	21-00	01-100			PRI. NO.	FRS. NO.
P D	5340-141-6493	INSERT, SCREW THREAD NS21208C0810 (96906)		EA	1							5	46	17
P D	5340-042-5920	INSERT, SCREW THREAD NS21208C04-15 (96906)		EA	1							5	46	18
P D	5340-297-3841	INSERT, SCREW THREAD NS21208C08-15 (96906)		EA	2							5	46	19
K1		HOUSING ASSEMBLY: MULTISPEED SWITCH 76263-5 (99193)		EA	1								46	20
K1		LEVER ASSEMBLY, SWITCH ACTUATING 376439 (99193)		EA	1								46	21
P D	2835-676-9950	COVER ASSEMBLY, THREE SPEED SWITCH 75880 (99193)		EA	1							10		
P D	2835-336-6505	HOUSING ASSEMBLY, MULTISPEED SWITCH 76263 (70210)		EA	1							5		
X20		SCREW NK500C8-8 (02615)		EA	2								46	22
P D	5305-584-5715	SCREW, SELF-LOCKING NK503-8-8 (02615)		EA	2							5	46	22
P D	5305-576-2225	SCREW, SELF-LOCKING NK500C8-7 (02615)		EA	1							5	46	23
P D	5305-725-6928	SCREW, SELF-LOCKING NK503-8-7 (02615)		EA	1							5	46	23
P D	5330-171-6530	PACKING, PREFORMED S8057K121 (70210)		EA	1							100	46	24
P D	5305-174-3898	SCREW, MACHINE, FLAT HEAD AN507-440-6 (88044)		EA	1							5	46	25
P D	5340-582-2812	RING, RETAINING 5101-31 (79136)		EA	1							100	46	26
P D	5340-256-2843	RING, RETAINER NA550-143 (80205)		EA	1							5	46	27
P D	5340-205-6531	RING, RETAINING 5001-86 (79136)		EA	1							100	46	26
P D	5310-596-6102	WASHER, RECESSED 76039 (70210)		EA	1							20	46	29
P D	2920-754-2280	SEAT, HELICAL, COMPRESSION 74607 (99193)		EA	1							20	46	30
P D	5930-633-0214	SHAFT, CENTRIFUGAL SWITCH 373164 (99193)		EA	1							20		
P D	5310-558-6207	WASHER, FLAT AN960CBL (88044)		EA	3							100	46	31
P D	5315-205-7171	PIN, STRAIGHT, HEADED 74606 (99193)		EA	1							30	46	32
P D	5340-209-5844	SHIM S8153-7-005 (70210)		EA	V							50	46	33
P D	5310-209-5829	WASHER, SPECIAL, LOW CARBON STEEL; 0.193 IN. ID, 0.010 IN. THK S8153-7-010 (70210)		EA	V							60	46	33
P D	2835-723-6614	PLUG, NYLON 373165 (99193)		EA	2							200	46	34
I		SHAFT; CENTRIFUGAL SWITCH 373164-3 (99193)		EA	1								46	35

F10 DMM CODE	C2 FEDERAL STOCK NUMBER	C3 DESCRIPTION REF. NUMBER & MFR. CODE	C4 UNITS OR P HEAD	C5 QTY INC OR LBSWT	C6 30-DAY QS MAINT ALLOWANCE			C7 30-DAY QS MAINT ALLOWANCE			C8 1-YR ALW PER 100 EQUIP CMTGY	C9 DEPOT MAINT ALW PER 100 EQUIP	C10 ILLU- STRATION	
					SAJ	SB2	SC3	SAJ	SB1	SC3	PIG NO.	ITEM NO.		
					1-00	21-00	01-100	1-30	21-00	01-100				
P D	3120-540-9695	WASHER, THRUST S81578248-020A (99193)	EA	V								60	46	36
P D	2920-540-9848	WASHER, THRUST S81578248-050A (72999)	EA	V								60	46	36
P D	2835-754-1157	SPRING, HELICAL, COMPRESSION 371253 (99193)	EA	L								20	46	37
P D	2835-579-6900	SHIM S8154-127C002 (99193)	EA	V								60	46	38
P D	2835-579-6884	SHIM S8154-127C005 (70210)	EA	V								60	46	38
P D	5310-638-9857	WASHER, FLAT AN960C6L (88044)	EA	2								REF	46	39
P D	2835-819-3059	SPRING, HELICAL, COMPRESSION 74993 (99193)	EA	3								30	46	40
P D	2835-330-6818	SPRING, HELICAL, COMPRESSION 74995 (70210)	EA	1								20	46	41
P D	2835-200-9279	SPRING, HELICAL, COMPRESSION 74994 (99193)	EA	1								0	46	42
P D	5340-664-4786	SHIM S8154-6-005 (70210)	EA	V								60	46	43
P D	5340-217-1796	WASHER, SPECIAL, STEEL SHIM STOCK, 0.255 IN. ID, 0.010 IN. THK S8154-6-010 (70210)	EA	V								60	46	43
P D	5930-720-2913	WASHER, THRUST S8156E29-032C (70210)	EA	6								60	46	44
P D	5310-576-7975	WASHER, THRUST S8157N232-010 (99193)	EA	V								REF	46	45
P D	5310-291-4390	WASHER, NONMETALLIC S8157H33-025 (99193)	EA	4								60	46	46
P D	2835-014-4541	SWITCH ASSEMBLY, MULTIPLE, CENTRIFUGAL; OVERSPEED SHUTDOWN, IGNITION CUTOUT AND READY TO LOAD 378108 (99193)	EA	1								30	46	47
X2D		SWITCH, SENSITIVE; NORMALLY CLOSED SOLDER LUGS, OVERSPEED SHUTDOWN V3-19 (91929)	EA	1									46	47
X2D		SWITCH, SENSITIVE; DOUBLE THROW SOLDER LUGS 684-503-9002 (99193)	EA	1									46	48
X1		WIRE, ELECTRICAL: TYPE E INSULATED, HIGH TEMPERATURE, SIZE 20, BLUE, 22 IN. LG S836366-22 (99193)	EA	1										
X1		WIRE, ELECTRICAL: TYPE E INSULATED, HIGH TEMPERATURE, SIZE 20, BROWN, 22 IN. LG S836361-22 (99193)	EA	1										
X1		WIRE, ELECTRICAL: TYPE E INSULATED, HIGH TEMPERATURE, SIZE 20, ORANGE, 22 IN. LG S836363-22 (99193)	EA	1										

(1) SNR CODE	(2) FEDERAL STOCK NUMBER	(3) DESCRIPTION REF. NUMBER & MFR. CODE	(4) USABLE ON CODE	(5) QTY INC IN UNIT	(6) 30-DAY QS MAINT ALLOWANCE			(7) 30-DAY QS MAINT ALLOWANCE			(8) 1-YR ALW PER 100 EQUP CNTGY	(9) DEPOT MAINT ALW PER 100 EQUP	(10) ILLUS- TRATION	
					(A)	(B)	(C)	(A)	(B)	(C)			(A)	(B)
					1-30	21-60	61-100	1-30	21-60	61-100			FIG. NO.	ITEM NO.
X1		WIRE, ELECTRICAL: TYPE E INSULATED, HIGH TEMPERATURE, SIZE 20, YELLOW, 22 IN. LG S8363G4-22 (99193)		EA	1									
X1		WIRE, ELECTRICAL: TYPE E INSULATED, HIGH TEMPERATURE, SIZE 20, WHITE, 16 IN. LG S8363G9-16 (99193)		EA	1									
P O	5930-755-2370	SWITCH ASSEMBLY, MULTIPLE, CENTRIFUGAL: STARTER CUTOUT 377189 (99193)		EA	1							30	46	49
X20		SWITCH, SENSITIVE V3-21 (91929)		EA	1								46	49
X1		WIRE, ELECTRICAL: TYPE E INSULATED, HIGH TEMPERATURE, SIZE 20, GREEN, 34 IN. LG S8363G5-34 (99193)		EA	1									
X1		WIRE, ELECTRICAL: TYPE E INSULATED, HIGH TEMPERATURE, SIZE 20, RED, 40 IN. LG S8363G2-40 (99193)		EA	1									
P D	5310-685-6995	WASHER, SPECIAL, STEEL SHIM STOCK: 1.230 IN. ID, 0.016 IN. THK, CRES S8154-127C016 (70210)		EA	V							60		
X20		SCREW: MULTIPLE CENTRIFUGAL SWITCH, NAMEPLATE MTG		EA	2								46	50
X20		PLATE, IDENTIFICATION: MULTIPLE CENTRIFUGAL SWITCH S8842B3P1 (99193)		EA	1								46	51
P D	5305-582-5807	SCREW, MACHINE, FILLISTER HEAD AN500A6-6 (88044)		EA	2							100	46	52
P D	2920-339-0673	COVER, PLATE ACCESS 74611 (99193)		EA	1							10	46	53
P D	5310-690-9622	NUT, SELF-LOCKING 74992 (99193)		EA	3							90	46	54
P D	5315-091-6446	ROD, PUSH, SWITCH 74614-1 (70210)		EA	1							20	46	55
P D	2835-708-4782	ROD, PUSH SWITCH 74614-2 (99193)		EA	1							20	46	56
P D	5315-091-6448	ROD, PUSH, SWITCH 74614-3 (70210)		EA	1							20	46	57
X20		SCREW LL500-5-SM (03038)		EA	4								46	58
P D	5330-515-5618	PACKING, PREFORMED S8057K146 (99193)		EA	1							100	46	59
X20		SCREW LL500-6-BM (03038)		EA	6								46	60
P D	5305-558-8800	SCREW, SELF-LOCKING NR500-6-8 (02615)		EA	6							5	46	60
P D	5315-297-1933	PIN, STRAIGHT, HEADLESS S8152N8-1-250 (99193)		EA	1							20	46	61

(1) PDR CODE	(2) FEDERAL STOCK NUMBER	(3) DESCRIPTION REF. NUMBER & MFR. CODE	(4) USABLE ON CODE	(5) UNIT OF MEAS	(6) QTY INC IN LWT	(8) 30-DAY OS MAINT ALLOWANCE			(7) 30-DAY OS MAINT ALLOWANCE			(9) 1-YR ALW PER 100 EQUIP CHGTY	(10) DEPT MAINT ALW PER 100 EQUIP	(11) ILLUS-TRATION		
						(A)	(B)	(C)	(A)	(B)	(C)			(A)	(B)	
						1-30	21-30	31-100	1-30	21-30	31-100			FIG. NO.	ITEM NO.	
P D	5310-595-9653	NUT, PLAIN, HEXAGON 525-532-9009 (99193)		EA	3								5	46	62	
P D	5305-680-4264	SETSCREW, HEXAGON, SOCKET HEAD AN565F6M5 (88044)		EA	1								5	46	63	
P D	5305-721-3053	SETSCREW: ALLEN HEAD 371697 (99193)		EA	2								5	46	64	
P D	5305-559-8129	SETSCREW, HEXAGON, SOCKET HEAD AN565F6M4 (88044)		EA	2								5	46	64	
P D	5305-576-2549	SCREW, SELF-LOCKING MK500C5-5 (02615)		EA	1								5	46	65	
P D	5305-207-7341	SCREW, MACHINE: SWITCH MTG 32529-5 (99193)		EA	4								5	46	65	
P D	5340-330-6819	PLATE, WENDING NUT 74996 (70210)		EA	1								10	46	66	
		GROUP 24-OIL COOLER														
P D	5310-061-7326	NUT, SELF-LOCKING, HEXAGON: AIR DUCT MTG SCREW MS21045-3 (96906)		EA	2	REF	REF	REF	REF	REF	REF	REF	REF	REF	47	1
P D	5305-150-9147	SCREW, MACHINE, FILLISTER HEAD: DUCT ASSEMBLY MTG ANS01-10-24 (88044)		EA	2	*	*	*	*	*	*	1	*	*	47	2
X20		SPACER, SLEEVE: ENGINE CONTROL RECEPTACLE BRACKET TO DUCT S8168-7C0750P (99193)		EA	2										47	3
P D	2835-015-0252	BRACKET: RECEPTACLE ENGINE CONTROL 379392-1 (99193)		EA	2	*	*	1	*	*	1	6	5	47	4	
P D	5305-150-9156	SCREW, MACHINE, FILLISTER HEAD: DUCT ASSEMBLY MTG ANS01-10-12 (88044)		EA	2	*	*	*	*	*	*	1	*	*	47	5
P D	5310-167-0753	WASHER, FLAT: DUCT ASSEMBLY MTG BOLT AN960PD10L (88044)		EA	5	REF	REF	REF	REF	REF	REF	REF	REF	REF	47	6
X20		CLAMP, HOSE, STAINLESS STEEL, QUICK COUPLER: 0.625 IN. BAND WIDTH, 4.73 IN. DIA, AIR DUCT TO OIL COOLER HOSE 211-517-9013 (99193)		EA	2										47	7
P D	2835-772-9934	DUCT ASSEMBLY, COOLING 75725-2 (99193)		EA	1	*	*	1	*	*	1	6	2	47	8	
P D	5330-171-5659	PACKING, PREFORMED: AIR DUCT SEAL S8171K27 (70210)		EA	1	1	1	2	1	1	2	24	100	47	9	
P D	4720-683-8899	TUBING, RUBBER: AIR DUCT TO COOLER 370899 (99193)		EA	1	*	1	1	*	1	1	12	20	47	10	
P DT	2835-337-4818	COOLER, ASSEMBLY, OIL 152050 (70210)		EA	1	*	*	1	*	*	1	6	5	47	11	
P D	4730-278-5826	CONNECTOR, MULTIPLE: COOLER BANJO SEAL AN778-8 (88044)		EA	1	REF	REF	REF	REF	REF	REF	REF	REF	REF	47	12
X20		SCREW: OIL COOLER SMALL NAMEPLATE MTG		EA	2										48	1

(1) NSR CODE	(2) FEDERAL STOCK NUMBER	(3) DESCRIPTION REF. NUMBER & MFR. CODE	(4) USABLE OR CODE	(5) QTY INC IN UNIT	(6) 30-DAY DS MAINT ALLOWANCE			(7) 30-DAY DS MAINT ALLOWANCE			(8) 1-YR ALW PER 100 EQUIP CNTGY	(9) DEPOT MAINT ALW PER 100 EQUIP	(10) ILLUS- TRATION	
					(A)	(B)	(C)	(A)	(B)	(C)			(A)	(B)
					1-30	21-60	61-100	1-30	21-60	61-100			FIG. NO.	ITEM NO.
X20		PLATE, IDENTIFICATION: OIL COOLER ASSEMBLY S8370-1 (70210)	EA	1									48	2
P O	5310-515-8772	NUT, SELF-LOCKING, HEXAGON: OIL COOLER MTG SCREW AN363-428 (88044)	EA	4	•	•	•	•	•	•	1	•	48	3
P O	5310-167-0835	WASHER, FLAT: OIL COOLER MTG SCREW AN960-416L (88044)	EA	8	REF	REF	REF	REF	REF	REF	REF	REF	48	4
P O	5306-151-1424	BOLT, MACHINE: OIL COOLER MTG AN4-10A (88044)	EA	4	•	•	•	•	•	•	1	•	48	5
P O	5330-393-5622	PACKING, PREFORMED: FITTING TO COOLER S8057AP15 (70210)	EA	2	1	1	2	1	1	2	24	•	48	6
P O	2835-630-3949	FITTING ASSEMBLY, OIL INLET AND OUTLET 151581 (70210)	EA	1	•	•	1	•	•	1	6	5	48	7
X20		SCREW: OIL COOLER LARGE NAMEPLATE MTG	EA	2									48	8
X20		PLATE, NAME: OIL COOLER ASSEMBLY S8294-1 (70210)	EA	1									48	9
X20		COOLER ASSEMBLY, OIL 75821 (70210)	EA	1										
X1		TUBE, OIL COOLER S8099-1-1105 (70210)	EA	2									48	10
X1		COOLER, OIL 87521-5 (70210)	EA	1									48	11
		GROUP 25-OIL TANK												
X20		WASHER, FLAT: 1/4 IN. THREAD SIZE, OIL TANK MTG BOLT AN960PD416 (88044)	EA	2									49	1
P F	5330-171-5659	PACKING, NUT: OIL COOLER FAN DUCT S8171K27 (70210)	EA	1	REF	REF	REF	REF	REF	REF	REF	REF	49	2
X20		WASHER, FLAT: OIL TANK MTG BOLT AN960-416L (88044)	EA	1									49	3
P O	5306-151-1422	BOLT, MACHINE: OIL TANK MTG AN4-12A (88044)	EA	2	•	•	•	•	•	•	1	•	49	4
X20		SPACER: PLAIN, 1/2 IN. ID, 3/8 IN. LG, ALUMINUM ALLOY, OIL TANK MTG BOLT S8128C16-65-12A (99193)	EA	2									49	5
P OT	2835-015-0209	TANK ASSEMBLY, OIL 370515-4 (99193)	EA	1	•	•	1	•	•	1	6	5	49	6
P O	2835-608-6306	STRAINER, ELEMENT 74567-60 (99193)	EA	1	•	•	1	•	•	1	6	5	50	1
X2F		BOLT, MACHINE, AIRCRAFT, DRILLED HEAD, FINE THREAD: NO. 10-32 NF, 5/32 IN. LG AN73A3 (88044)	EA	1									50	2
P F	5310-167-0753	WASHER, FLAT AN960PD10L (88044)	EA	3	REF	REF	REF	REF	REF	REF	REF	REF	50	3

(11) SMR CODE	(12) FEDERAL STOCK NUMBER	(13) DESCRIPTION REF. NUMBER & MFR. CODE	USABLE ON CODE	14 U N I T O F M E A S U R E	(15) QTY INC IN UNIT	(16) 30-DAY OS MAINT ALLOWANCE			(17) 30-DAY OS MAINT ALLOWANCE			(18) 1-YR ALW PER 100 EQUIP CMTGY	(19) DEPOT MAINT ALW PER 100 EQUIP	(20) ILLUS- TRATION	
						(A)	(B)	(C)	(A)	(B)	(C)			(A)	(B)
						1-20	21-60	61-100	1-20	21-60	61-100			FIG. NO.	ITEM NO.
P F	2835-053-5132	COVER ASSEMBLY, OIL TANK 76572-2 (99193)		EA	1	*	*	1	*	*	1	6	2	50	4
P F	5330-576-5038	PACKING, PREFORMED S8171K14 (99193)		EA	1	1	1	2	1	1	2	24	100	50	5
P O	2835-790-6236	PAD, OIL TANK 370516 (99193)		EA	2	1	1	3	1	1	3	32	30	50	6
X2F		TANK, OIL 377429 (99193)		EA	1									50	7
P O	1650-530-3146	GASKET: CAP, OIL TANK 59687 (99193)		EA	1	2	4	8	2	4	8	90	100	50	8
X2F		GASKET, CAP, OIL TANK: ALTERNATE FOR P/M 59687 8027 (92541)		EA	1									50	8
X2F		FILLER NECK 8026 (92541)		EA	1									50	9
X20		CHAIN, BEAD: 10, CRES, 12 IN. LG		EA	1									50	10
X20		RING - NO. 8 STUD		EA	2									50	11
X20		RIVET - CRES - 3/32		EA	1									50	12
P O	2835-017-9272	CAP ASSEMBLY 8025-7 (92541)		EA	1	*	1	1	*	1	1	12	10	50	13
P F	5340-291-3481	INSERT, SCREW THREAD M5122140 (96906)		EA	3	*	*	*	*	*	*	1	*	50	14
X1		TANK, OIL, WELDED ASSEMBLY 377429-3 (99193)		EA	1										
X20		GAGE, ROD AND CAP, LIQUID 59633-7 (99193)		EA	1										
P F	2835-729-5825	TUBE, ASSEMBLY, METAL: FILLER NECK DRAIN 373223 (99193)		EA	1	*	1	1	*	1	1	12	20		
P F	4730-203-3831	NUT, TUBE, COUPLING: TUBE FITTING AN818-6 (88044)		EA	2	REF	REF	REF	REF	REF	REF	REF	REF	50	15
X1		SLEEVE, FLARED TUBE FITTING AN819-6 (88044)		EA	2										
X1		NUT, TUBE COUPLING 373223-1 (99193)		EA	1										
P F	4730-270-9384	TEE, TUBE: OIL DRAIN VALVE TO TUBES AN804-6 (88044)		EA	1	*	*	*	*	*	*	1	*	50	16
P O	5310-282-7817	NUT, PLAIN, HEXAGON: OIL FILTER ELBOW AN924-6 (88044)		EA	2	REF	REF	REF	REF	REF	REF	REF	REF	50	17
P F	6115-773-1887	VALVE: DRAIN, OIL TANK 376788 (99193)		EA	1	*	*	1	*	*	1	6	10	50	18
P F	4730-203-7458	BUSHING, MACHINE THREAD: OIL DRAIN VALVE TANK AN893-12 (88044)		EA	1	*	*	*	*	*	*	1	*	50	19
P O	6115-641-3773	PACKING, PREFORMED: OIL TANK DRAIN VALVE TEE S8316K6 (99193)		EA	3	REF	REF	REF	REF	REF	REF	REF	REF	50	20
P O	5306-151-1426	BOLT, MACHINE: OIL TANK MTC AN4-6A (88044)		EA	2	REF	REF	REF	REF	REF	REF	REF	REF		

(1) DNR CODE	(2) FEDERAL STOCK NUMBER	(3) DESCRIPTION REF. NUMBER & MFR. CODE	(4) USABLE OR CODE	(5) QTY INC IN UNIT	(6) 30-DAY DE MAINT ALLOWANCE			(7) 30-DAY DE MAINT ALLOWANCE			(8) 1-YR ALW PER 100 EQUIP CNTGY	(9) DEPOT MAINT ALW PER 100 EQUIP	(10) ILLUS- TRATION	
					(A)	(B)	(C)	(A)	(B)	(C)			(A)	(B)
					1-00	21-00	51-100	1-30	21-40	51-100			FIG. NO.	ITBM NO.
P D	4730-278-0381	BOLT, FLUID PASSAGE: OIL HOSE BANJO SEAL AN775-6 (88044)	EA	1	*	*	*	*	*	*	1	*		
P F	5330-834-6800	PACKING, PREFORMED S8057AH7 (99193)	EA	1	2	4	8	2	4	8	90	100		
X2F		PACKING: O RING, 0.369 IN. ID S8057AJ7 (99193)	EA	1	2	4	8	2	4	8	90	100		
P F	4730-580-2380	NIPPLE, TUBE: OIL LINE AN815-4C (88044)	EA	1	*	*	*	*	*	*	1	5		
P O	5310-061-7326	NUT, SELF-LOCKING, HEXAGON: THERMOCOUPLE WIRING, CLAMP AND IGNITION UNIT MTG MS21045-3 (96906)	EA	4	REF	REF	REF	REF	REF	REF	REF	REF		
		GROUP 26-OIL PUMP												
P FT	2835-772-2934	PUMP ASSEMBLY, ROTARY: POWER-DRIVEN, OIL 375001-1 (99193)	EA	1	*	1	2	*	1	2	18	20	51	1
X2F		BOLT, MACHINE: OIL PUMP MTG AN47A6 (88044)	EA	1									51	2
X2F		BOLT, MACHINE: OIL PUMP MTG AN74A16 (88044)	EA	2									51	3
P F	4730-609-3099	PLUG, MACHINE THREAD 370808 (99193)	EA	1	*	*	1	*	*	1	6	20	52	1
P F	5330-879-7676	PACKING, O RING: 0.930 IN. ID S8057AP151 (99193)	EA	1	2	4	8	2	4	8	90	100	52	2
P F	2835-663-1373	SPRING, HELICAL, COMPRESSION 75075 (99193)	EA	1	*	*	1	*	*	1	6	20	52	3
P F	2995-200-9282	SPRING, HELICAL, COMPRESSION 75068 (99193)	EA	1	*	*	1	*	*	1	6	20	52	4
P F	2835-631-6486	PISTON, RELIEF VALVE: OIL PUMP 375032 (99193)	EA	1	*	*	1	*	*	1	6	20	52	5
P F	4730-289-4932	PLUG, MACHINE THREAD: LOCKWIRE HOLES AN814-100L (88044)	EA	1	*	*	*	*	*	*	1	*	52	6
P F	5330-845-0913	PACKING, PREFORMED S8057AP14 (99193)	EA	1	2	4	8	2	4	8	90	100	52	7
X2F		PLUG AF905-10 (99238)	EA	1									52	8
P F	2835-776-1725	PLUG: FILTER, OIL PUMP 376667 (99193)	EA	1	*	*	1	*	*	1	6	5	52	9
P F	5330-883-2796	PACKING, PREFORMED 72045 (99193)	EA	1	2	4	8	2	4	8	90	100	52	10
P F	5310-188-7721	WASHER, FLAT AN960PD6 (88044)	EA	V	*	*	*	*	*	*	1	*	52	11
P F	2835-663-1353	SPRING, HELICAL, COMPRESSION 75061 (70210)	EA	1	*	*	1	*	*	1	6	20	52	12

(1) GMR CODE	(2) FEDERAL STOCK NUMBER	(3) DESCRIPTION REF. NUMBER & MFR. CODE	(4) USABLE ON CODE	(5) QTY INC IN UNIT	(6) 30-DAY DS MAINT ALLOWANCE			(7) 30-DAY DS MAINT ALLOWANCE			(8) 1-YR ALW PER 100 EQUIP CHTGY	(9) DEPOT MAINT ALW PER 100 EQUIP	(10) ILLUS- TRATION	
					(A)	(B)	(C)	(A)	(B)	(C)			(A)	(B)
					1-30	21-30	31-100	1-30	21-30	31-100			FIG. NO.	ITEM NO.
P F	4310-215-9588	SEAT, BY-PASS VALVE 75062 (99193)	EA	1	0	0	1	0	0	1	6	20	52	13
P F	5340-807-2636	RING, RETAINER NA550-100 (80205)	EA	1	0	0	0	0	0	0	1	0	52	14
P F	5330-558-1739	SEAL, PLAIN, ENCASED 0991606 (80201)	EA	1	2	4	8	2	4	8	90	100	52	15
P F	5330-879-8739	PACKING, PREFORMED S8057AP19 (99193)	EA	1	1	1	2	1	1	2	24	100	52	16
P D	5340-803-7301	RING, RETAINER NA551-30 (80205)	EA	1								5	52	17
X2D		WASHER S8164-33 (70210)	EA	1									52	18
P D	5310-167-0834	WASHER, FLAT AN960-10L (88044)	EA	5									52	19
P D	5305-150-9648	SCREW, MACHINE: FILLISTER HEAD AN501A10-32 (88044)	EA	1								5	52	20
P D	5305-052-9297	SCREW, SELF-LOCKING, FILLISTER HEAD LP500-10-12M (03038)	EA	2								5	52	21
P D	5305-014-8410	SCREW, SELF-LOCKING, FILLISTER HEAD LP500-10-20M (03038)	EA	1								5	52	22
P D	5306-014-8413	BOLT, SELF-LOCKING, HEXAGON HEAD LP25W04H12M (03038)	EA	1								5	52	23
P D	5315-878-1742	PIN, STRAIGHT, HEADLESS S8152N6-0-180 (99193)	EA	2								20	52	24
P D	5315-727-3921	PIN, STRAIGHT, HEADLESS S8152A821-0-380 (99193)	EA	1								20	52	25
P D	5340-200-7749	RING, LOCK, SERRATED RL245B7 (83324)	EA	4								5	52	26
P D	5307-637-8902	STUD, LOCKED-IN SFA101-95A12A (83324)	EA	4								5	52	27
P D	5315-732-5788	PLUG: OIL PUMP COVER 375002-5 (99193)	EA	1								5	52	28
P D	2835-772-2936	COVER ASSEMBLY, OIL PUMP 375002-1 (99193)	EA	1								15	52	29
X1		COVER, OIL PUMP 375002-7 (99193)	EA	1									52	29
P D	2835-662-2301	BEARING, SLEEVE: OIL PUMP 75059 (70210)	EA	1								25	52	30
X2D		PLATE, GASKET SEAL ASSEMBLY: OIL PUMP 75281 (99193)	EA	1									52	31
P D	2835-040-2966	SHAFT, GEAR OIL PUMP 75669 (99193)	EA	1								30	52	32
P D	2835-370-9132	PIN: OIL PUMP IDLER GEAR 72045 (99193)	EA	1								100	52	33
P D	2835-370-9131	PIN: SCAVENGER PUMP IDLER GEAR 72044 (99193)	EA	1								100	52	34
P D	2835-335-7560	BODY ASSEMBLY, OIL PUMP 75051-1 (99193)	EA	1								20		

(1) SNR CODE	(2) FEDERAL STOCK NUMBER	(3) DESCRIPTION REF. NUMBER & MFR. CODE	(4) USABLE ON CODE	(5) QTY INC OR UNIT	(6) 30-DAY BS MAINT ALLOWANCE			(7) 30-DAY BS MAINT ALLOWANCE			(8) 1-YR ALW PER 100 COMP ON/100	(9) DEPOT MAINT ALW PER 100 COMP	(10) ILLUS- TRATION	
					(A)	(B)	(C)	(A)	(B)	(C)			(A)	(B)
					1-00	21-00	01-100	1-00	21-00	01-100			PER NO.	FROM NO.
P D	5315-663-1090	PIN, STRAIGHT, HEADLESS S8152P4-0-195 (99193)	EA	1								20	52	35
P D	3120-287-8412	BEARING, SLEEVE 72042 (99193)	EA	1								50	52	36
P D	2835-331-6932	PLATE, OIL PUMP: BODY 72789 (99193)	EA	1								5	52	37
P D	5315-285-8925	PIN, STRAIGHT: 0.0628 IN. OD, CRES, 0.190 IN. LG S8152C4-0-190 (78210)	EA	1								20	52	38
P D	5340-290-4478	INSERT, SCREW THREAD 1185-3CNX380 (91767)	EA	4								REF	52	39
X1		BODY ASSEMBLY, OIL PUMP 75052-1 (70210)	EA	1									52	40
P D	5310-107-2390	WASHER, FLAT AN960PD6L (88044)	EA	V								5		
P D	4730-546-4098	PLUG, MACHINE THREAD 370687 (99193)	EA	1								5		
P D	5330-815-9489	GASKET AN980-10 (88044)	EA	1								100	52	41
P F	5330-883-4215	PACKING, PREFORMED S8316A06 (99193)	EA	1	REF	REF	REF	REF	REF	REF	REF	REF	52	42
P D	5310-877-5797	NUT, SELF-LOCKING, HEXAGON AN365-1032 (88044)	EA	1								REF	52	43
P F	5330-641-4277	PACKING WITH RETAINER 600-701-10-0S (82359)	EA	1	2	4	0	2	4	8	90	100	52	44
P D	1660-692-3299	GEAR, SPUR, DRIVE 52266 (70210)	EA	2								40	52	45
P D	2835-215-8257	GEAR, SPUR DRIVEN 52265 (70210)	EA	3								60	52	46
P D	5315-370-9129	KEY, WOODRUFF 55239 (99193)	EA	2								200	52	47
		GROUP 27-MUFFLER, EJECTOR AND PIPE ASSEMBLIES												
P D	5306-151-1427	BOLT, MACHINE: MUFFLER MTG AN4-5A (88044)	EA	6	REF	REF	REF	REF	REF	REF	REF	REF	53	1
P D	2835-015-0274	PIPE ASSEMBLY EXHAUST: GAS TURBINE ENGINE 13207E3776-1 (99193)	EA	1	0	0	1	0	0	1	6	5	53	2
P D	2835-017-9266	CLAMP: EXHAUST PIPE 18849-600 (98625)	EA	1	0	0	1	0	0	1	6	10	53	3
P D	5330-014-8447	GASKET: EXHAUST PIPE A1500-6 (72433)	EA	1	1	1	2	1	1	2	24	25	53	4
P D	2990-908-1537	MUFFLER, GAS TURBINE 13213E4452-1 (99193)	EA	1	0	1	1	0	1	1	12	5	53	5
P D	5305-151-0828	SCREW, MACHINE: MUFFLER SCREEN MTG AN526C1032-9 (88044)	EA	16	REF	REF	REF	REF	REF	REF	REF	REF	54	1
X20		SCREEN ASSEMBLY: MUFFLER 13213E4452-4 (99193)	EA	1									54	2
X20		DRAIN ASSEMBLY: MUFFLER 13213E4452-6 (99193)	EA	1									54	3

(19) SHR CODE	(20) FEDERAL STOCK NUMBER	(21) DESCRIPTION REF. NUMBER & MFR. CODE	(22) USABLE OR CODE	(23) QTY REQ OR UNIT	(24) 30-DAY QS MAINT ALLOWANCE			(25) 30-DAY QS MAINT ALLOWANCE			(26) 1-YR ALY FOR 100 SQUP CRTRY	(27) SQUP MAINT ALY FOR 100 SQUP	(28) ILLU- STRATION		
					(A)	(B)	(C)	(A)	(B)	(C)			(A)	(B)	
					1-00	21-00	01-100	1-00	21-00	01-100			PRL NO.	FRS NO.	
X20		SMELL ASSEMBLY, INNER: MUFFLER 13213E4452-2 (99193)	EA	1									54	4	
P O	5310-623-5909	NUT, SELF-LOCKING, PLATE: INNER SHELL ASSEMBLY NAS1031A3 (80205)	EA	11	REF	REF	REF	REF	REF	REF	REF	REF	REF	54	5
P O	5310-167-0812	WASHER, FLAT: MUFFLER SCREEN MTG SCREW AN960C10L (88044)	EA	16	REF	REF	REF	REF	REF	REF	REF	REF	REF	54	6
P O	5320-244-3469	RIVET, SOLID: INNER SHELL ASSEMBLY MS20427-3C4 (96906)	EA	22	*	*	*	*	*	*	1	*	54	7	
P O	6115-D14-7173	EJECTOR ASSEMBLY, GAS TURBINE 13207E3781-1 (99193)	EA	1	*	*	1	*	*	1	6	5	55		
X1		RIVET, SOLID: SEAL RETAINER TO FLANGE MTG MS20426AD4-5 (96906)	EA	28									55	1	
P O	5330-014-7174	RETAINER, PACKING 13207E3781-7 (99193)	EA	1	*	1	1	*	1	1	12	5	55	2	
X1		FLANGE: EJECTOR, 16 IN. OD, 0.090 IN. THK CRES 13207E3781-3 (99193)	EA	1									55	3	
P O	6115-014-7248	SEAL: EJECTOR 13207E3781-9 (99193)	EA	1	1	1	2	1	1	2	24	20	55	4	
X1		PIPE: EJECTOR, 11.67 IN. ID, 6.68 IN. LG, CRES 13207E3781-5 (99193)	EA	1											
X20		SCREW, MACHINE, TRUSS HEAD: EJECTOR AND LH AND RH DOOR HINGE MTG AN526C1032-B (88044)	EA	42											
		GROUP 20-ATOMIZER, AND CHAMBER ASSEMBLIES													
P O	5306-180-2779	BOLT, MACHINE: IGNITER PLUG MTG AN4CH5A (88044)	EA	2	*	*	*	*	*	*	1	*	56	1	
P O	5310-982-4988	NUT, SELF-LOCKING, HEXAGON: IGNITER PLUG MTG MS21045C4 (96906)	EA	2	*	*	*	*	*	*	1	*	56	2	
P O	2925-293-6481	IGNITER, PLUG 75153 (99193)	EA	1	1	1	2	1	1	2	24	25	56	3	
P O	2920-888-0591	IGNITION UNIT 377869 (99193)	EA	1	1	1	2	1	1	2	24	20			
P O	2920-791-8056	GASKET: IGNITOR PLUG 75099 (70210)	EA	1	2	4	8	2	4	8	90	100	56	4	
X20		CAP, TUBE: FUEL ATOMIZER TEE AN929-4C (88044)	EA	1									56	5	
X20		BOLT, MACHINE: ATOMIZER ASSY MTG AN73-5 (88044)	EA	3									56	6	
P O	5310-167-0834	WASHER, FLAT AN960-10L (88044)	EA	30	REF	REF	REF	REF	REF	REF	REF	REF	REF	56	7
P O	5330-171-8002	PACKING: O RING, FUEL ATOMIZER TO COMBUSTION CHAMBER CAP S8057A20 (70210)	EA	1	2	4	8	2	4	8	90	100	56	8	

(1)	(2)	(3)	(4)	(5)	(6)			(7)			(8)	(9)	(10)								
					SHR CODE	FEDERAL STOCK NUMBER	DESCRIPTION	USABLE ON CODE	QTY INC IN UNIT	30-DAY DE MANT ALLOWANCE			30-DAY DE MANT ALLOWANCE			1-YR ALW PER 100 SOUP CRTCY	DEPOT MAINT ALW PER 100 SOUP	ILLUSTRATION			
										(A)			(B)	(C)	(A)			(B)	(C)	(A)	(B)
										1-30			21-30	31-100	1-30			21-30	31-100		
P O	5340-663-1923	CLAMP: CAP ASSY 370081 (99193)	EA	1	0	0	1	0	0	1	6	10	56	9							
P O	2835-772-2937	CAP ASSEMBLY, COMBUSTOR 273024-2 (99193)	EA	1	0	0	1	0	0	1	6	10	56	10							
P O	2835-894-6470	PACKING, PREFORMED: CAP ASSY 561-501-9001 (99193)	EA	1	1	1	2	1	1	2	24	0	56	11							
P O	2835-015-0222	LINER COMBUSTION 694004 (99193)	EA	1	0	0	1	0	0	1	6	5	56	12							
P O	5310-059-9265	NUT, SELF-LOCKING: EXHAUST PIPE MTG 59FH428 (56878)	EA	24	0	0	0	0	0	0	1	0	57	1							
P O	5310-515-7449	WASHER, FLAT: MUFFLER MTG BOLT AN960C416L (88044)	EA	V	REF	REF	REF	REF	REF	REF	REF	REF	REF	57	2						
P O	2990-897-9145	FLANGE: TAIL PIPE 376092 (99193)	EA	1	0	0	1	0	0	1	6	10	57	3							
P O	2835-580-2299	GASKET: FLANGE TURBINE DISCHARGE 371959-1 (99193)	EA	V	1	1	2	1	1	2	24	100	57	4							
P O	2835-836-8961	GASKET: FLANGE, TURBINE DISCHARGE 371959-2 (99193)	EA	V	1	1	2	1	1	2	24	100	57	4							
P O	5330-014-8503	GASKET: FLANGE TURBINE DISCHARGE 371959-3 (99193)	EA	V	1	1	2	1	1	2	24	100	57	5							
P O	5330-014-8505	GASKET: FLANGE, TURBINE DISCHARGE 371959-4 (99193)	EA	V	1	1	2	1	1	2	24	100	57	5							
X2F		BOLT, MACHINE: COMBUSTION CHAMBER FLANGE BOLTS NS9088-6 (96906)	EA	36										57	6						
P F	5310-014-8428	WASHER-SPECIAL: COMBUSTION CHAMBER FLANGE BOLTS AND SUPPORT BOLTS SB157N175-032 (99193)	EA	56	12	23	46	12	23	46	552	560	57	7							
X2F		BRACKET ASSEMBLY: OIL COOLER 377423 (99193)	EA	1										57	8						
P F	5310-877-5797	NUT, SELF-LOCKING: STEEL, FIREWALL SUPPORT MTG BOLT NS20365-1032 (96906)	EA	4	REF	REF	REF	REF	REF	REF	REF	REF	REF	57	9						
X2F		BOLT, MACHINE: COMBUSTION CHAMBER FLANGE MTG AND SUPPORT MTG NS9088-7 (96906)	EA	16										57	10						
P F	5330-014-8498	GASKET: FIREWALL MTG RING 379053-1 (99193)	EA	V	0	1	2	0	1	2	18	100	57	11							
P F	5330-014-8499	GASKET 379053-2 (99193)	EA	V	0	1	2	0	1	2	18	100	57	12							
P F	5330-014-8500	GASKET: FIREWALL MTG RING 379053-3 (99193)	EA	V	0	1	2	0	1	2	18	100	57	13							
P F	2835-015-0253	SUPPORT ASSEMBLY, FIREWALL 378705 (99193)	EA	1	0	0	1	0	0	1	6	5	57	14							
P F	2835-015-0254	SUPPORT ASSEMBLY, FIREWALL 378705-100 (99193)	EA	1	0	0	1	0	0	1	6	5	57	15							
P F	2835-015-0205	CHAMBER ASSEMBLY, PLENUM, TURBINE 75746-20 (99193)	EA	1	0	0	1	0	0	1	6	5	57	16							

FEDERAL STOCK NUMBER	DESCRIPTION	USABLE ON CODE	QTY REC IN UNITS	30-DAY DE MAINT ALLOWANCE			30-DAY GS MAINT ALLOWANCE			1-YR ALW PER 100 EQUIP CRTGY	DEPOT MAINT ALW PER 100 EQUIP	ILLUS-TRATION	
				(A)	(B)	(C)	(A)	(B)	(C)			(A)	(B)
				1-00	21-00	01-100	1-00	21-00	01-100			FIG. NO.	ITEM NO.
P F 2835-610-9857	GASKET: FLANGE, OUTER PLENUM SHEET ASBESTOS 376322 (99193)	EA	V	1	1	2	1	1	2	24	100	57	17
P F 2835-610-9554	GASKET: FLANGE OUTER PLENUM STAINLESS STEEL, ASBESTOS FILLER 376323 (99193)	EA	V	1	1	2	1	1	2	24	100	57	18
	GROUP 29-TURBINE												
P F 5310-982-4988	NUT, SELF-LOCKING, HEXAGON: OIL TANK VENT FLANGE MTG, TURBINE ASSY MTG NS21045C4 (96906)	EA	10	REF	REF	REF	REF	REF	REF	REF	REF	58	1
P F 5330-580-3533	PACKING, PREFORMED: TURBINE ASSEMBLY S0057AH147 (99193)	EA	1	1	1	3	1	1	3	30	0	58	2
P F 5330-580-3533	PACKING, O RING: ID 6.257 TURBINE ASSY S0057AH147 (99193)	EA	1	REF	REF	REF	REF	REF	REF	REF	REF	58	2
P F 2835-630-3959	SHAFT, COMPRESSOR DRIVE, QUILL 75748 (70210)	EA	1	0	0	1	0	0	1	6	5	58	3
P F 5340-612-2678	SPRING, HELICAL, COMPRESSION: DRIVE SHAFT 75468 (70210)	EA	1	0	1	1	0	1	1	12	20	58	4
P FT 2835-907-0615	TURBINE ASSEMBLY, GAS 377412-5 (99193)	EA	1	0	0	1	0	0	1	6	2	58	5
P F 5315-616-5335	PIN, STRAIGHT, HEADED 372657 (99193)	EA	8	17	33	66	17	33	66	792	800	59	1
P F 2835-015-0255	TORUS ASSEMBLY, TURBINE 694005 (99193)	EA	1	0	0	1	0	0	1	6	30	59	2
P F 5330-014-8503	GASKET: FLANGE, TURBINE DISCHARGE 371959-3 (99193)	EA	V	REF	REF	REF	REF	REF	REF	REF	REF	59	3
P F 5330-014-8505	GASKET, FLANGE: TURBINE DISCHARGE 371959-4 (99193)	EA	V								100	59	3
P D 5310-531-0224	NUT, SELF-LOCKING HEXAGON: NOZZLE BOX BOLT S8297-10 (70210)	EA	24								1200	59	4
P D 5306-568-0271	BOLT, T-HEAD 70904 (99193)	EA	24								100	59	5
P D 2835-907-0630	NOZZLE ASSEMBLY, TURBINE 695050-1 (99193)	EA	1								50	59	6
XI	NOZZLE 695050-5 (99193)	EA	1										
P D 5306-014-8494	BOLT, MACHINE: PLENUM MTG 378703 (99193)	EA	24								240		
P D 2835-242-8707	SHIM: TURBINE NOZZLE BOX 71058-1 (99193)	EA	V								100	59	7
P D 2990-033-1711	SHIM: TURBINE NOZZLE BOX 71058 (99193)	EA	V								100	59	7
P D 5340-200-7462	RING, RETAINING: WHEEL SHAFT WASHER 52392 (99193)	EA	1								100	59	8

(1) SMR CODE	(2) FEDERAL STOCK NUMBER	(3) DESCRIPTION REF. NUMBER & MFR. CODE	(4) USABLE ON CODE	(5) UNIT OF MEAS URE	(6) QTY INC IN UNIT	(8) 30-DAY DS MAINT ALLOWANCE			(7) 30-DAY GS MAINT ALLOWANCE			(9) 1-YR ALW PER 100 EQUIP CNTGY	(10) DSPT MAINT ALW PER 100 EQUIP	(11) ILLU- STRATION	
						(A)	(B)	(C)	(A)	(B)	(C)			(A)	(B)
						1-30	21-60	61-100	1-30	21-60	61-100			FIG. NO.	ITEM NO.
P D	5310-286-3179	WASHER, KEY 52262-1 (99193)		EA	1								100	59	9
P D	5310-286-3180	WASHER, KEY 52263 (99193)		EA	1								100	59	9
P D	5310-331-6901	NUT: GAS TURBINE: WHEEL SHAFT 71478 (99193)		EA	1								20	59	10
P D	2835-907-0629	WHEEL ASSEMBLY, TURBINE 378704-1 (99193)		EA	1								50		
P D	5315-879-7675	PIN, STRAIGHT, HEADLESS, INCONEL, WHEEL NUT 5815AN8-0-750 (99193)		EA	1								100	59	11
P D	5310-579-0069	NUT, PLAIN, HEXAGON: TURBINE WHEEL 372372 (99193)		EA	1								20	59	12
P D	5310-873-5373	WASHER, FLAT 372373-7 (99193)		EA	1								33	59	13
P D	5310-873-5372	WASHER, FLAT 372373-6 (99193)		EA	1								20	59	13
P D	5310-873-5371	WASHER, FLAT 372373-5 (99193)		EA	1								20	59	13
P D	3120-494-6467	WASHER, THRUST 372373-4 (99193)		EA	1								20	59	13
P D	5310-873-5370	WASHER, FLAT 372373-3 (99193)		EA	1								20	59	13
P D	5310-874-0608	WASHER, FLAT 372373-2 (99193)		EA	1								20	59	13
P D	5310-874-0607	WASHER, FLAT 372373-1 (99193)		EA	1								20	59	13
X2D		EXDUCER: TURBINE WHEEL 378704-15 (99193)		EA	1									59	14
P D	2835-015-0273	BALL: SPECIAL 0.250 PROM 0.001 MIN. HARNESS ROCKWELL C 30 EXDUCER TO WHEEL 98225 (99193)		EA	3								300	59	15
X2D		WHEEL ASSEMBLY 378704-17 (99193)		EA	1										
P D	5315-514-2659	PIN, STRAIGHT, HEADLESS: DRILLROD, WHEEL SHAFT 58152C16-0-950 (99193)		EA	1								90	59	16
P D	2835-385-8002	COUPLING, SHAFT, RIGID 75723 (99193)		EA	1								15	59	17
X2D		WHEEL: TURBINE 379395-2 (99193)		EA	1									59	18
P D	3110-198-2394	BEARING, BALL, ANNULAR: WHEEL 70882 (99193)		EA	1								100	59	19
P D	5310-639-3013	WASHER, RECESSED 72595 (99193)		EA	1								20	59	20
P D	2835-200-9523	SPRING, HELICAL, COMPRESSION: WHEEL SHAFT BEARING LOADING 75868 (99193)		EA	1								20	59	21
P D	2835-330-6820	SPACER, SLEEVE: WHEEL SHAFT INNER BEARING 75478 (99193)		EA	1								20	59	22

(1) SRR CODE	(2) FEDERAL STOCK NUMBER	(3) DESCRIPTION REF. NUMBER & MFR. CODE	(4) USABLE ON CODE	(5) QTY INC IN UNIT	(6) 30-DAY DS MAINT ALLOWANCE			(7) 30-DAY QS MAINT ALLOWANCE			(8) 1-YR ALW PER 100 EQUIP CNTGY	(9) DEPOT MAINT ALW PER 100 EQUIP	(10) ILLUS- TRATION		
					(A)	(B)	(C)	(A)	(B)	(C)			(A)	(B)	
					1-20	21-40	51-100	1-20	21-40	51-100			FIG. NO.	ITEM NO.	
P D	5305-983-9653	SCREW, CAP, SOCKET HEAD: HOUSING TO SHROUD MTG S8150D416C10E (99193)		EA	4							100	59	23	
P D	5310-903-3990	WASHER, FLAT: HOUSING MTG SCREW S8157N76-032 (99193)		EA	V							REF	59	24	
P D	2835-603-6080	PLATE, RETAINING, SHAFT 370709-1 (99193)		EA	1							100	59	25	
P D	2835-566-5352	SHIM: TURBINE BEARING SEAL, SHIELD TO TORUS DRAIN 370103-1 (99193)		EA	V							100	59	26	
P D	2835-341-4380	SHIM: TURBINE BEARING SEAL 370103 (99193)		EA	V							100	59	26	
P D	2835-602-8376	SHIM: TURBINE BEARING SEAL 370103-2 (99193)		EA	V							100	59	26	
P D	3110-874-0616	BEARING, BALL, ANNULAR: WHEEL SHAFT, INNER 373028 (99193)		EA	1							100	59	27	
P D	5306-637-9949	BOLT, MACHINE: HOUSING TO SHROUD MTG 74947 (99193)		EA	8							5	59	28	
P D	2835-872-7768	SHROUD: TURBINE WHEEL 692506-10 (99193)		EA	1							30	59	29	
P D	2835-219-5490	SHIM: SHROUD 74639-1 (99193)		EA	V							100	59	30	
P D	2835-819-4877	SHIM: SHROUD 74639-2 (99193)		EA	V							100	59	30	
P D	2835-815-4593	SHIM: SHROUD 74639-3 (99193)		EA	V							100	59	30	
P D	2835-793-8007	SHIELD, TURBINE WHEEL 75157 (99193)		EA	1							20	59	31	
P D	2835-063-0118	HOUSING, BEARING, TURBINE 373237-50 (70210)		EA	1							10	59	32	
GROUP 30-THERMOCOUPLE															
P D	5306-156-2337	BOLT, MACHINE: THERMOCOUPLE AND OIL TANK VENT FLANGE MTG AN4C5A (88044)		EA	12	REF	REF	REF	REF	REF	REF	REF	REF	60	1
P D	6685-757-9327	THERMOCOUPLE, ENGINE 370854 (99193)		EA	1	0	1	2	0	1	2	18	30	60	2
P D	2835-531-2452	GASKET: THERMOCOUPLE AND OIL TANK VENT FLANGE MTG 375078 (99193)		EA	2	1	2	4	1	2	4	48	200	60	3
P F	5310-982-4988	NUT, SELF-LOCKING, HEXAGON: THERMOCOUPLE MTG MS21045C4 (96906)		EA	2	REF	REF	REF	REF	REF	REF	REF	REF	60	4
GROUP 31-ACCESSORY ASSEMBLY															
P F	5310-061-7325	NUT, SELF-LOCKING, HEXAGON: ACCESSORY ASSY MTG MS21045-4 (96906)		EA	12	REF	REF	REF	REF	REF	REF	REF	REF	61	1
P M	2835-335-6366	PLATE, GASKET SEAL: ACCESSORY AND COMPRESSOR CASE 75859 (99193)		EA	1				2	4	8	90	100	61	2

(1) SMR CODE	(2) FEDERAL STOCK NUMBER	(3) DESCRIPTION REF. NUMBER & MFR. CODE	(4) USABLE ON CODE	(5) QUANTITY IN UNITS	(6) 30-DAY DS MAINT ALLOWANCE			(7) 30-DAY OS MAINT ALLOWANCE			(8) 1-YR ALW PER 100 EQUIP CHNGY	(9) DSPT MAINT ALW PER 100 EQUIP	(10) ILLUS- TRATION	
					(A)	(B)	(C)	(A)	(B)	(C)			(A)	(B)
					1-30	21-60	61-100	1-30	21-60	61-100			FIG NO.	ITEM NO.
P H	3110-277-0522	BEARING, BALL: SELF-ALIGNING DOUBLE ROW, COMPRESSOR QUILT SHAFT 71129 (70210)	EA	1				2	4	8	90	100	61	3
P HT	0000-000-0000	ACCESSORY ASSEMBLY, GAS TURBINE POWER UNIT 373001-10 (99193)	EA	1				*	*	1	6	5	61	4
X2H		SHAFT ASSEMBLY, ACCESSORY DRIVE 76081-2 (99193)	EA	1										
P H	5310-274-9364	NUT, SELF-LOCKING: FAN SHAFT 73097 (70210)	EA	1				*	1	1	12	50	62	1
P H	2835-707-8261	WASHER, THRUST: ROTATING ASSEMBLY 73276 (99193)	EA	1				*	1	1	12	50	62	2
P H	2835-340-7685	IMPELLER, FAN 75973 (99193)	EA	1				*	1	1	12	20		
X1		HUB, FAN 75974 (70210)	EA	1									62	3
X1		FAN 73081 (99193)	EA	1									62	4
P H	5315-823-8745	PIN, SPRING MS171498 (96906)	EA	1				*	*	*	1	*	62	5
P H	2835-574-8626	JAW, FAN DRIVEN SHAFT 371048-1 (99193)	EA	1				*	*	1	6	50	62	6
X1		SHAFT, DRIVE, FAN 372420 (99193)	EA	1									62	7
X2F		SCREW, SELF-LOCKING NK501-10-6 (02615)	EA	6									62	8
P F	5306-720-8661	SCREW, SELF-LOCKING NK503-10-10 (02615)	EA	6	*	*	*	*	*	*	1	*	62	9
P D	2835-031-7161	END, MAIN DRIVE SHAFT 73059 (70210)	EA	1								10	62	10
P F	5305-619-5567	SCREW, SELF-LOCKING: PAD COVER MTG NK503-10-16 (02615)	EA	4	*	*	*	*	*	*	1	*	62	11
P F	5305-726-6788	SCREW, SELF-LOCKING NK503-10-8 (02615)	EA	2	*	*	*	*	*	*	1	*	62	12
P F	5305-151-0353	SCREW, MACHINE: OIL PUMP BAFFLE MTG AN500A10-6 (88044)	EA	2	*	*	*	*	*	*	1	*	62	13
P D	5340-290-4478	INSERT, SCREW THREAD MS21208C1-20 (96906)	EA	18								REF	62	14
P D	4730-278-3462	PLUG, PIPE AN932-2 (88044)	EA	5								5	62	15
P D	5340-382-6607	RING, LOCK, SERRATED: MOISTING BRACKET RL385B9 (83324)	EA	2								5	62	16
P D	5340-515-1926	INSERT, SCREW THREAD R3085B10 (83324)	EA	2								3	62	17
P D	5315-051-6756	PIN, STRAIGHT, HEADLESS 371292 (99193)	EA	1								10	62	18
X2D		STUD: FUEL PUMP MTG SMF101-95A18A (83324)	EA	3									62	19
P D	5330-171-5464	PACKING, PREFORMED S8057K5 (72599)	EA	5								500	62	20

(1) FEDERAL STOCK NUMBER	(2) DESCRIPTION	(3) REF. NUMBER & MFR. CODE	(4) USABLE ON CODE	(5) UNIT OF MEAS	(6) QTY INC IN UNIT	(8) 30-DAY QS MAINT ALLOWANCE			(7) 30-DAY QS MAINT ALLOWANCE			(9) 1-YR ALW PER YR EQUIP CONTOY	(10) DEPOT MAINT ALW PER YR EQUIP	(11) ILLU- STRATION	
						(A)	(B)	(C)	(A)	(B)	(C)			(A)	(B)
						1-00	21-00	51-100	1-00	21-00	51-100			FIG. NO.	ITEM NO.
P D	5340-720-8570	RING LOCK, SERRATED: FUEL PUMP MTG RL245B5 (83324)	EA	4									3	62	21
P D	5315-787-0183	PIN, THREADED: FUEL PUMP POSITIONING 373374 (99193)	EA	1									10	62	22
P D	5340-720-8571	RING, LOCK, SERRATED: STARTER MTG STUD RLR245B7 (83324)	EA	4									3	62	23
X2D		STUD: STARTER MTG SF101-95A12A (83324)	EA	4										62	24
P D	2835-031-7159	RESTRICTOR, FLUID 73055 (99193)	EA	1									10	62	25
P D	2835-662-2777	BUSHING, SLEEVE: OVERSPEED SWITCH SHAFT 73583 (99193)	EA	1									50	62	26
P D	4730-221-2138	PLUG, PIPE AN913-35 (88044)	EA	1									5	62	27
P D	2835-659-7911	HOUSING, BEARING 373344 (99193)	EA	1									20	62	28
P D	5340-290-4509	INSERT, SCREW THREAD MS21208C0820 (96906)	EA	6									5	62	29
P D	5340-286-2458	INSERT, SCREW THREAD MS21208C4-20 (96906)	EA	3									5	62	30
P D	5340-597-3304	INSERT, SCREW THREAD MS21208C1-15 (96906)	EA	2									5	62	31
P D	5305-721-3421	SCREW CAP, SOCKET HEAD S8151010-8P (70210)	EA	6									120	62	32
P D	2835-345-9524	CARRIER: BEARING FAN SHAFT 75968 (99193)	EA	1									20	62	33
P D	5330-171-5441	PACKING, PREFORMED: SHAFT BEARING CARRIER S8316K16 (70210)	EA	1									100	62	34
P D	2835-907-0631	FLANGE, ENGINE MOUNTING 375005-10 (99193)	EA	1									5	62	35
P D	5310-735-0196	RING, LOCK, SERRATED: 0.390 IN. ID, 0.145 IN. THK, GENERATOR MTG STUD LOCKING 626-502-9001 (99193)	EA	12									68	62	36
X2D		STUD, LOCKED IN: GENERATOR MTG 682-510-9009 (99193)	EA	12										63	37
X2D		INSERT MS122160 (96906)	EA	12										62	38
X1		CASE: ACCESSORY, POWER UNIT 373003-50 (99193)	EA	1										62	39
P D	2835-651-4703	SHAFT ASSEMBLY, FAN DRIVE 372822 (99193)	EA	1									30		
P D	5310-879-9712	WASHER, FLAT: IDLER SHAFT S8157N19-030 (99193)	EA	1									100	62	40
P D	2835-621-1977	SHAFT, FAN IDLER GEAR 371856 (99193)	EA	1									20		
X1		PIN, STRAIGHT S8152050-0-100 (99193)	EA	1										62	41

(1) PART CODE	(2) FEDERAL STOCK NUMBER	(3) DESCRIPTION REF. NUMBER & MFR. CODE	(4) USABLE ON CODE	(5) QTY REQ IN UNIT	(6) 30-DAY DS MAINT ALLOWANCE			(7) 30-DAY ES MAINT ALLOWANCE			(8) 1-YR ALW PER 100 SOLUP CHTGY	(9) SPOT MAINT ALW PER 100 SOLUP	(10) ILLUS- TRATION		
					(A)	(B)	(C)	(A)	(B)	(C)			(A)	(B)	
					1-30	31-60	61-90	1-30	31-60	61-90					
					PH.	ITEM									
X1		SHAFT, FAN IDLER GEAR 371856-3 (99193)	EA	1								62	42		
P D	5340-612-2664	SPRING, HELICAL, COMPRESSION: FAN DRIVE SHAFT BEARING 372080 (99193)	EA	1							20	62	43		
P D	3110-610-2277	BEARING, BALL, ANNULAR: FAN DRIVE SHAFT, STARTER SIDE 71871 (99193)	EA	1							100	62	44		
X2F		BOLT, SELF-LOCKING: FAN HOUSING MTG NK3-4 (02615)	EA	6								62	45		
P F	5310-167-0834	WASHER, FLAT: FAN INLET PLENUM MTG SCREW AN960-10L (88044)	EA	12	REF	REF	REF	REF	REF	REF	REF	REF	REF	62	46
P F	2835-340-7682	RETAINER, BEARING, FAN 75969 (99193)	EA	1	0	1	1	0	1	1	12	10	62	47	
P F	2835-540-9852	WASHER, SPECIAL: COPPER SHEET, 0.485 IN. IO S8157AE49-12 (99193)	EA	1	2	4	8	2	4	8	90	100	62	48	
P F	2835-664-0830	SHIM: RETAINER FAN BEARING 75975-1 (99193)	EA	V	2	4	8	2	4	8	90	100	62	49	
P F	2835-664-0831	SHIM: RETAINER, FAN BEARING 75975-2 (99193)	EA	V	2	4	8	2	4	8	90	100	62	49	
P D	3110-275-0088	BEARING, BALL, ANNULAR: FAN DRIVE SHAFT, FAN SIDE 73099 (99193)	EA	1								100	62	50	
P F	5310-167-0834	WASHER, FLAT: OUTPUT SHAFT SEAL RETAINER MTG SCREW AN960-10L (88044)	EA	6	REF	REF	REF	REF	REF	REF	REF	REF	REF	62	51
P F	2835-335-7366	RETAINER, MAIN SHAFT 75333 (99193)	EA	1	0	1	1	0	1	1	12	20	62	52	
P F	2835-579-6899	WASHER, SHIM S8154-154D002 (70210)	EA	V	2	4	8	2	4	8	90	100	62	53	
P F	5340-209-2297	SHIM S8154-154C005 (70210)	EA	V	2	4	8	2	4	8	90	100	62	53	
P F	2835-540-7295	WASHER, THRUST 370344 (99193)	EA	1	0	1	1	0	1	1	12	10	62	54	
P F	5340-619-2570	SHIM: DRIVE SHAFT 370343 (99193)	EA	V	2	4	8	2	4	8	90	100	62	55	
P F	2835-076-4458	SEAL, BEARING: OUTPUT SHAFT 377458 (99193)	EA	1	2	4	8	2	4	8	90	100	62	56	
P F	3110-198-2847	BEARING: COMPRESSOR DRIVE SHAFT 52529 (70210)	EA	1	0	1	1	0	1	1	12	100	62	57	
P F	5340-691-0542	SHIM S8154-155C002 (99193)	EA	V	2	4	8	2	4	8	90	100	62	58	
P F	3110-335-6365	RETAINER, BEARING 75858 (99193)	EA	1	2	4	8	2	4	8	90	100	62	59	
P D	5305-068-0543	SCREW, CAP, SOCKET HEAD S8150D10-10P (99193)	EA	4								200	62	60	
P D	2835-335-7564	PLATE, RETAINING, SHAFT 75274 (99193)	EA	1								10	62	61	
P D	5340-598-9197	RING, RETAINING, GEAR 74347 (70210)	EA	1								50	62	62	

QTY IN UNIT	QTY IN UNIT	DESCRIPTION	UNABLE ON CODE	30-DAY DS MAINT ALLOWANCE			30-DAY DS MAINT ALLOWANCE			1-YR ALW PER 100 EQUIP CNTGTY	SEPT MAINT ALW PER 100 EQUIP	ILLUS- TRATION		
				(A)	(B)	(C)	(A)	(B)	(C)			(A)	(B)	
				1-00	21-00	51-100	1-00	21-00	51-100			FIG. NO.	ITEM NO.	
				REF. NUMBER & MFR. CODE										
P D	2035-055-1947	GEAR, INTERNAL 74344 (99193)	EA	1							10	62	63	
P D	2035-055-1948	HUB: GEAR 74348 (99193)	EA	1							10	62	64	
P D	2035-633-3397	SHAFT, MAIN DRIVE 73749-2 (99193)	EA	1							20	62	65	
P D	2035-778-1092	SPACER 73061-2 (99193)	EA	1							100	62	66	
P D	5315-200-6035	PIN, STRAIGHT: GEAR ALIGNING S8152G17-0-625 (99193)	EA	2							60	62	67	
P F	5310-167-0834	WASHER, FLAT: GOVERNOR DRIVE SHAFT COVER MTG SCREW AM960-10L (88044)	EA	4	REF	REF	REF	REF	REF	REF	REF	REF	62	68
P F	5330-802-4001	PACKING WITH RETAINER: GOVERNOR DRIVE SHAFT 600-601-100S (83259)	EA	4	0	17	33	0	17	33	400	400	62	69
P O	2035-335-6376	COVER, DRIVE PAD: ACCESSORY CASE 75978 (70210)	EA	1							5	62	70	
P F	5310-807-1468	NUT, SELF-LOCKING, HEXAGON: IDLER GEAR SHAFT MS20364-420C (96906)	EA	1	0	0	0	0	0	0	1	0	62	71
P D	5315-597-5624	PIN, STRAIGHT, HEADLESS S8152C6-0-660 (99193)	EA	1							100	62	72	
P D	2035-340-7748	HOUSING ASSEMBLY, VANE: PRESWIRL 76262 (70210)	EA	1							5			
P D	5340-774-7264	INSERT, SCREW THREAD 1191-3CNX205 (91767)	EA	6							5	62	73	
XI		HOUSING, MACHINED CASTING: PRESWIRL VANE 76262-3 (99193)	EA	1								62	74	
P F	2035-579-7551	GASKET: FAN PLENUM 370681 (99193)	EA	1	2	4	8	2	4	8	90	100	62	75
P F	5320-117-6939	RIVET, SOLID MS20426AD3-5 (96906)	EA	22	REF	REF	REF	REF	REF	REF	REF	REF	62	76
P F	5310-497-3855	NUT, SELF-LOCKING PLATE AM366F1032 (88044)	EA	7	0	0	0	0	0	0	1	0	62	77
XI		PLENUM ASSEMBLY: FAN AIR INLET 75720-13 (99193)	EA	1									62	78
P F	5330-810-0669	PACKING, PREFORMED: FAN SHAFT SEAL S8057K117 (99193)	EA	1	2	4	8	2	4	8	90	100	62	79
P F	2035-608-6309	NUT, PLAIN, ROUND: BEARING RETAINER 370579 (99193)	EA	1	0	1	1	1	1	1	12	20	62	80
P F	5315-049-3577	KEY, NUT LOCKING: OUTPUT SHAFT 73563 (99193)	EA	1	0	1	1	0	1	1	12	100	62	81
P D	2995-141-8076	GEAR, BEVEL 73742 (99193)	EA	1								20	62	82
P D	5340-200-7224	INSERT, SCREW THREAD MS21200C4-10 (96906)	EA	2							5	62	83	
P F	5330-171-5614	PACKING, PREFORMED S8171K11 (70210)	EA	1	2	4	8	2	4	8	90	100	62	84

(1) SMB CODE	(2) FEDERAL STOCK NUMBER	(3) DESCRIPTION REF. NUMBER & MFR. CODE	(4) USABLE ON CODE	(5) QTY INC IN UNIT	(6) 30-DAY DS MAINT ALLOWANCE			(7) 30-DAY GS MAINT ALLOWANCE			(8) 1-YR ALW PER 100 EQUIP CMTY	(9) ESPT MAINT ALW PER 100 EQUIP	(10) ILLUS- TRATION	
					(A)	(B)	(C)	(A)	(B)	(C)			(A)	(B)
					1-00	21-00	01-100	1-00	21-00	01-100			PIC. NO.	ITEM NO.
P D	3110-864-6885	PLATE, RETAINER BEARING: GOVERNOR DRIVE SHAFT 73939 (99193)	EA	1								5	62	85
X2F		GEAR ASSEMBLY, GENERATOR DRIVE 75331-2 (99193)	EA	1									62	86
P D	2835-326-6573	GASKET: RETAINER, GOVERNOR BEARING 73784 (70210)	EA	V								100	62	87
P D	5905-721-3630	SCREW: 10-32 IN. DIA, 1/2 IN. LG, DRILLED HEAD, GEAR RETAINING S8150D10-8P (99193)	EA	4								100	62	88
P D	2835-335-6353	PLATE RETAINER, SHAFT 75335 (99193)	EA	1								10	62	89
P D	2835-534-9666	GEAR, BEVEL: GAS TURBINE POWER UNIT 73744-2 (99193)	EA	1								30	62	90
P D	2835-335-6354	PLUG, CORK 75339 (99193)	EA	1								100	62	91
P D	5315-815-4053	PIN, STRAIGHT, HEADED: GEAR ALIGNMENT S8152G83-0-420 (99193)	EA	2								40	62	92
P D	2835-873-5375	GEAR, SPUR: GOVERNOR DRIVE 73848-2 (99193)	EA	1								25	62	93
P D	2835-621-2147	HOUSING, BEARING: GENERATOR DRIVE 371728 (99193)	EA	1								5	62	94
P D	5315-209-7527	KEY, WOODRUFF: OVERSPEED SWITCH DRIVE GEAR AN280R404 (88044)	EA	1								30	62	95
P D	2835-390-8070	GEAR, SPUR: OVERSPEED DRIVE 72004 (99193)	EA	1								30	62	96
P D	2835-390-8071	GEAR, SPUR: PUMP DRIVE 72005 (99193)	EA	1								30	62	97
P D	3020-335-6345	GEAR, SPUR 73849 (99193)	EA	1								30	62	98
P F	2995-286-9832	PACKING, PREFORMED: OIL PUMP MTG S8171K7 (99193)	EA	1	2	4	8	2	4	8	90	100		
P F	2835-720-3305	GASKET: TYPE X OR XV ENGINE ACCESSORY DRIVE, TACHOMETER-GENERATOR MTG AN4043-1 (88044)	EA	1										
P F	2835-630-3966	PLENUM ASSEMBLY, FAN AIR INLET 75720-1 (99193)	EA	1	•	•	1	•	•	1	6	2		
P D	5310-275-4311	NUT, SELF-LOCKING PLATE 2245-02 (72962)	EA	4								5		
X1		COVER: ACCESSORY CASE DRIVE PAD 75978-5 (99193)	EA	1										
P F	5340-015-0902	RING, RETAINER: GOVERNOR DRIVE SHAFT BEARINGS MAS51-98P (80205)	EA	1	•	•	•	•	•	•	1	5	62	99
P D	2835-935-6352	SHIM: MAIN DRIVE 74594 (70210)	EA	V								100	62	100

14 SMB CODE	15 FEDERAL STOCK NUMBER	16 DESCRIPTION REF. NUMBER & MFR. CODE	17 UNABLE ON CODE	18 QTY INC IN UNIT	19 30-DAY QS MAINT ALLOWANCE			20 30-DAY QS MAINT ALLOWANCE			21 1-YR ALW PER YR SQUIP CHRGY	22 SQUIP MAINT ALW PER YR SQUIP	23 ILLU- STRATION		
					(A)	(B)	(C)	(A)	(B)	(C)			(A)	(B)	
					1-30	31-60	61-90	1-30	31-60	61-90			FIG. NO.	ITEM NO.	
P D	3110-198-2845	BEARING, BALL, ANNULAR: GOVERNOR DRIVE GEAR 73098 (99193)		EA	2								200	62	101
P D	2835-662-2320	SPACER, SLEEVE 73067-1 (99193)		EA	2								10	62	102
P D	2835-662-2668	SPACER, SLEEVE 73067-2 (99193)		EA	2								10	62	103
P F	5340-801-2500	RING, RETAINER: OIL PUMP SHAFT SEAL NA550-112 (80205)		EA	1	•	•	•	•	•	•	1	5	62	104
P D	2835-707-8238	BAFFLE: OIL PUMP DRIVE SHAFT GEAR 72906 (99193)		EA	1								5	62	105
XZF		SCREW, MACHINE: CENTRIFUGAL SWITCH DRIVE SHAFT BUSHING AN505-0-6 (88044)		EA	2									62	106
P D	2835-031-7188	BUSHING, OVERSPEED SWITCH: OUTBOARD 73267 (99193)		EA	1								50	62	107
P D	2835-031-7189	SHAFT, SHOULDER 73268 (99193)		EA	1								30	62	108
P D	2835-569-5016	BEARING, SLEEVE: IDLER BEAR 73053 (99193)		EA	1								50	62	109
P D	2835-757-6852	CASE ASSEMBLY: ACCESSORY, POWER UNIT 373002-3 (99193)		EA	1								5		
XZD		ROTATING ASSEMBLY, FAN 75976-2 (99193)		EA	1										
P F	5330-075-1032	SEAL: AIR, OIL, CONICAL WASHER, FAN SHAFT 693538 (99193)		EA	1	2	4	8	2	4	8	90	100	62	110
P F	5330-514-6393	SEAL, PLAIN, ENCASED 651-501-9002 (99193)		EA	1	2	4	8	2	4	8	90	100	62	111
		GROUP 32-PLANETARY GEAR													
P H	5310-014-8591	WASHER, KEY: PLANETARY GEAR MTG BOLT 692398-1 (99193)		EA	1				•	•	1	6	100	63	1
P H	5310-014-8588	WASHER, KEY: PLANETARY GEAR MTG BOLT 692398-2 (99193)		EA	2				•	1	1	12	200	63	1
P H	5306-754-1787	BOLT, MACHINE: PLANETARY GEAR ASSY MTG AN73A3 (88044)		EA	6				•	•	•	1	•	63	2
P H	2835-736-4428	SHAFT, PLANETARY DRIVE GULL 75747 (99193)		EA	1				•	1	1	12	20	63	3
P HT	2835-015-0218	GEAR ASSEMBLY, SPEED 373444-19 (99193)		EA	1				•	1	1	12	20	63	4
P D	5306-180-2778	BOLT, MACHINE: PLANETARY GEAR ASSY MTG AN4CH4A (88044)		EA	6								5	64	1
P D	2835-055-5590	ADAPTER, CARRIER: PLANET GEAR 75269 (99193)		EA	1								5	64	2

(1) SNR CODE	(2) FEDERAL STOCK NUMBER	(3) DESCRIPTION REF. NUMBER & MFR. CODE	(4) UN IT OF ME AS URE S	(5) QTY INC IN UNIT	(6) 30-DAY QS MAINT ALLOWANCE			(7) 30-DAY QS MAINT ALLOWANCE			(8) 1-YR ALW PER 100 SQUP CNTQY	(9) BSPOT MAINT ALW PER 100 SQUP	(10) ILLUS TRATION		
					(A)	(B)	(C)	(A)	(B)	(C)			(A)	(B)	
					1-30	21-60	61-100	1-30	21-60	61-100			FIG. NO.	VIEW NO.	
P D	2835-576-9093	GASKET: PLANETARY GEAR CARRIER HOUSING 370863 (99193)	EA	1								100	64	3	
P D	5330-757-6866	PACKING S8057AP108 (99193)	EA	1								100	64	4	
P D	5340-598-9194	RING, RETAINING: PLANET GEAR SHAFT 74345 (99193)	EA	1								50	64	5	
P D	5330-014-8484	PACKING, PREFORMED: PLANETARY GEAR SHAFT S8057K220 (99193)	EA	3								300	64	6	
P D	2835-015-0206	SHAFT, SHOULDERED: PLANET GEAR 74339-4 (99193)	EA	3								30	64	7	
P D	2835-055-1950	SPACER, GEAR: PLANET 74341-2 (99193)	EA	3								90	64	8	
P D	3110-014-8389	BEARING, SLEEVE: PLANET GEAR 692522 (99193)	EA	3								90	64	9	
P D	6115-736-4427	GEAR SET, HELICAL 75276 (99193)	EA	1								30			
XI		GEAR, PLANET: COMPRESSOR PLANETARY GEAR 74342 (99193)	EA	1									64	10	
P D	5340-805-0340	RING, RETAINING: PLANET GEAR 5002-137 (79136)	EA	1								5	64	11	
P D	3110-293-8712	BEARING, BALL, ANNULAR: PLANETARY SUN GEAR 74346 (99193)	EA	2								200	64	12	
P D	2835-051-7780	SHIM: SUN GEAR ADJUSTING 692089-1 (99193)	EA	V								100	64	13	
P D	2835-051-7781	SHIM: SUN GEAR ADJUSTING 692089-2 (99193)	EA	V								100	64	13	
P D	2835-051-7782	SHIM: SUN GEAR ADJUSTING 693009-3 (99193)	EA	V								100	64	13	
P D	2835-957-3907	CARRIER ASSEMBLY, PLANET GEAR 378916 (99193)	EA	1								10	64	14	
P D	5315-051-7453	PIN, STRAIGHT, HEADLESS: PLANETARY SUN GEAR S8152A60-0-560 (99193)	EA	1								20	64	15	
XI		GEAR: COMPRESSION SUN GEAR 75262-3 (99193)	EA	1									64	16	
XI		INSERT, SCREW THREAD: PLANETARY GEAR CARRIER ASSEMBLY H521208F4-10 (96906)	EA	6										64	17
XI		CARRIER, MACHINED: PLANET GEAR 378916-11 (99193)	EA	1											
P D	2835-053-5135	GEAR, SUN: COMPRESSOR PLANETARY GEAR 75262 (99193)	EA	1								30			

(1) SNR CODE	(2) FEDERAL STOCK NUMBER	(3) DESCRIPTION REF. NUMBER & MFR. CODE	(4) USABLE ON CODE	(5) UNIT OF MEAS	(6) QTY INC IN UNIT	(6) 30-DAY QS MAINT ALLOWANCE			(7) 30-DAY QS MAINT ALLOWANCE			(8) 1-YR ALW PER 100 EQUIP CNTQY	(9) DEPOT MAINT ALW PER 100 EQUIP	(10) ILLUS- TRATION		
						(A)	(B)	(C)	(A)	(B)	(C)			(A)	(B)	
						1-20	21-80	81-100	1-20	21-80	81-100			FIG. NO.	ITEM NO.	
		GROUP 33-COMPRESSOR														
X2F		BOLT, MACHINE: PLENUM SUPPORT BRACKET MFG AN73-3 (88044)		EA	4										65	1
P F	5306-825-1332	BOLT, MACHINE: BRACKET MFG AN74A3 (88044)		EA	2	*	*	*	*	*	*	1	*		65	2
P F	5310-187-2354	WASHER, FLAT: PLENUM MFG BRACKET MFG BOLT AN960PD416 (88044)		EA	V	REF	REF	REF	REF	REF	REF	REF	REF		65	3
P D	2835-015-0208	BRACKET: SUPPORT LM COMPRESSOR PLENUM 377428-1 (99193)		EA	1									5	65	4
P D	2835-015-0207	BRACKET: SUPPORT RM COMPRESSOR PLENUM 377428-2 (99193)		EA	1									5	65	5
X2D		SCREW, SELF-LOCKING: COMPRESSOR PLENUM GASKET MFG 655-533-9003 (99193)		EA	16										65	6
P F	2835-015-0257	PLENUM ASSEMBLY, COMPRESSOR INLET 377413-100 (99193)		EA	1	*	*	*	*	*	*	5	5			
X2F		NUT, PLATE: COMPRESSOR INLET PLENUM 22A21-68-02 (72962)		EA	16										65	7
P F	5320-117-6938	RIVET, SOLID: NUT PLATE MFG MS20426AD3-4 (96906)		EA	60	REF	REF	REF	REF	REF	REF	REF	REF		65	8
P F	5310-582-5529	NUT, SELF-LOCKING, PLATE: STEEL COMPRESSOR INLET PLENUM NAS680A3 (80205)		EA	11	*	*	*	*	*	*	1	*		65	9
X2P		NUT, SELF-LOCKING, PLATE: STEEL COMPRESSOR INLET PLENUM NAS682A3 (80205)		EA	1										65	10
P F	5310-616-8895	NUT, SELF-LOCKING, PLATE: STEEL COMPRESSOR INLET PLENUM NAS682A4 (80205)		EA	2	*	*	*	*	*	*	1	*		65	10
X1		PLENUM ASSEMBLY: COMPRESSOR INLET 377413-3 (99193)		EA	1										65	11
P F	5330-585-7743	GASKET: PLENUM FRONT 75377 (70210)		EA	1	1	1	2	1	1	2	24	100	65	12	
P F	5330-579-6824	PACKING, PREFORMED: COMPRESSOR HOUSING S8057A130 (70210)		EA	1	1	1	3	1	1	3	30	100	65	13	
P F	5386-180-2779	BOLT, MACHINE: REAR HOISTING BRACKET MOUNTING AN4CH5A (88044)		EA	2	REF	REF	REF	REF	REF	REF	REF	REF		65	14
P F	2835-977-0868	BRACKET: HOIST 75445 (99193)		EA	1	*	*	1	*	*	1	6	5	65	15	
P F	5310-167-0753	WASHER, FLAT AN960PD10L (88044)		EA	6	REF	REF	REF	REF	REF	REF	REF	REF		65	16
P NT	2835-878-0108	COMPRESSOR ASSEMBLY, TWO STAGE 376740-3 (99193)		EA	1				*	*	1	6	2			

(1) BMR CODE	(2) FEDERAL STOCK NUMBER	(3) DESCRIPTION REF. NUMBER & MFR. CODE	(4) USABLE OR CODE	(5) QTY INC IN UNIT	(6) 30-DAY DS MAINT ALLOWANCE			(7) 30-DAY OS MAINT ALLOWANCE			(8) 1-YR ALW PER 100 EQUIP CHTGY	(9) DEPOT MAINT ALW PER 100 EQUIP	(10) ILLUS- TRATION		
					(A)	(B)	(C)	(A)	(B)	(C)			(A)	(B)	
					1-30	21-30	31-100	1-30	21-30	31-100			FIG NO	ITEM NO.	
P F	2835-015-0260	FITTING: OIL AND BREATHER 378706-1 (99193)		EA	1	0	0	1	0	0	1	6	5	65	17
P F	5330-840-3432	PACKING, PREFORMED S8057AJ166 (99193)		EA	2	1	2	4	1	2	4	48	100	65	18
P F	5330-840-3430	PACKING, PREFORMED S8057AJ14 (99193)		EA	2	1	2	4	1	2	4	48	100	65	19
P F	5330-014-8445	PACKING, PREFORMED S8057AJ13 (99193)		EA	2	1	2	4	1	2	4	48	100	65	20
P F	2835-790-6801	TUBE, OIL BREATHER 376939 (99193)		EA	2	0	1	1	0	1	1	12	10	65	21
P F	5330-840-3431	PACKING, PREFORMED S8057AJ5 (99193)		EA	1	1	1	2	1	1	2	24	100	65	22
P F	5330-821-0618	PACKING, PREFORMED S8057AJ6 (99193)		EA	2	1	2	4	1	2	4	48	100	65	23
P F	2835-040-2968	TUBE ASSEMBLY, OIL JET 75679 (70210)		EA	1	0	0	1	0	0	1	6	25	65	24
P F	2835-790-6800	FITTING: OIL DRAIN 74623-1 (70210)		EA	1	0	0	1	0	0	1	6	5	65	25
P D	5305-151-0361	SCREW, MACHINE ANS00A10-24 (88044)		EA	2								5	65	26
X2D		BOLT, MACHINE: 12 POINT HEAD, HEAT RESISTANT, NO. 10-32 NF, 1.875 IN. LG MS9033-27 (96906)		EA	10									65	27
P D	2835-015-0261	DESWIRL ASSEMBLY, SECOND STAGE DIFFUSER 379226 (99193)		EA	1								10	65	28
P D	5340-205-4306	RING, LOCK: GAS TURBINE IMPELLER SHAFT NUT LOCK 70877 (70210)		EA	1								100	65	29
P D	5310-208-5003	NUT, SLOTTED, HEXAGON 70876 (99193)		EA	1								20	65	30
P D	5305-150-9206	SCREW, MACHINE ANS02-10-20 (88044)		EA	6								5	65	31
P D	3110-729-4608	PLATE: BEARING RETAINING 70851 (99193)		EA	1								20	65	32
P D	3110-198-2393	BEARING, BALL, ANNULAR 70852 (70210)		EA	1								100	65	33
P D	2835-033-1688	SUPPORT: GAS TURBINE COMPRESSOR BEARING 70853 (99193)		EA	1								20	65	34
P D	2835-757-6826	SHIM, BEARING: SUPPORT COMPRESSOR 74176-4 (99193)		EA	V								5	65	35
P D	2835-015-0271	SHIM, BEARING: SUPPORT COMPRESSOR 74176-5 (99193)		EA	V								5	65	35
P D	2835-219-5488	SHIM, BEARING SUPPORT: COMPRESSOR 74176-1 (70210)		EA	V								5	65	35
P D	2835-215-1706	SHIM, BEARING SUPPORT: COMPRESSOR 74176-2 (70210)		EA	V								5	65	35
P D	2835-215-1707	SHIM, BEARING SUPPORT: COMPRESSOR 74176-3 (70210)		EA	V								5	65	35

(1) SNR CODE	(2) FEDERAL STOCK NUMBER	(3) DESCRIPTION REF. NUMBER & MFR. CODE	(4) UNABLE ON CODE	(5) UNIT QTY INC IN UNIT	(6) 30-DAY GS MAINT ALLOWANCE			(7) 30-DAY GS MAINT ALLOWANCE			(8) 1-YR ALW PER 100 EQUIP CNTDGY	(9) DEPOT MAINT ALW PER 100 EQUIP	(10) ILLUS- TRATION	
					(A)	(B)	(C)	(A)	(B)	(C)			(A)	(B)
					1-20	21-80	81-100	1-20	21-80	81-100			FIG. NO.	ITEM NO.
P D	5306-639-6934	BOLT, MACHINE AN104709 (88044)		EA	12							5	65	36
P D	5310-167-0835	WASHER, FLAT AN960-416L (88044)		EA	12							REF	65	37
P D	2835-015-0264	SHROUD ASSEMBLY: IMPELLER, SECOND STAGE 376751-1 (99193)		EA	1							20		
P D	5315-731-7528	PIN, STRAIGHT, HEADLESS S8152A10-0-160 (99193)		EA	2							5	65	38
XI		JET, OIL, MACHINED CASTING 75372-3 (99193)		EA	1								65	39
P D	5340-597-3304	INSERT, SCREW THREAD MS21208C1-15 (96906)		EA	4							REF	65	40
P D	5340-290-6478	INSERT, SCREW THREAD 1185-3CX380 (91767)		EA	2							REF	65	41
P D	5340-720-8571	RING, LOCK, SERRATED RL245B7 (83324)		EA	8							REF	65	42
P D	5307-264-2558	STUD: TURBINE ASSEMBLY MTG SF101-9SA10A (83324)		EA	8							5	65	43
P D	5315-014-8495	PIN S8152M19-1-250 (99193)		EA	2							10	65	44
P D	5310-877-5797	NUT, SELF-LOCKING MS20365-1032 (96906)		EA	3							REF	65	45
P D	5310-167-0812	WASHER, FLAT AN960C10L (88044)		EA	6							REF	65	46
P D	5306-576-6947	BOLT, SHOULDER 75433 (99193)		EA	3							50	65	47
P D	5305-264-2347	SCREW, MACHINE AN50700632-8 (88044)		EA	7							5	65	48
P D	3130-014-8386	HOUSING ASSEMBLY, DIFFUSER, SECOND STAGE 376744-1 (99193)		EA	1							5		
P D	2835-015-0269	PLATE, DIFFUSER ASSEMBLY: COMPRESSOR, SECOND STAGE 379227-7 (99193)		EA	1							5	65	49
XI		DIFFUSER ASSEMBLY, MACHINE CASTING 379227-5 (99193)		EA	1								65	50
P D	5340-682-5877	RING, LOCK, SERRATED RL285B8 (83324)		EA	4							5	65	51
P D	5340-200-2362	INSERT, SCREW THREAD RD206588 (83324)		EA	4							5	65	52
P D	5340-290-4481	INSERT, SCREW THREAD MS21208C4-15 (96906)		EA	2							5	65	53
P D	5340-735-0196	RING, LOCK, SERRATED RL335B9 (83324)		EA	4							5	65	54
P D	5340-598-8895	INSERT, SCREW THREAD RA207589 (83324)		EA	4							5	65	55
P D	5340-829-2141	INSERT, SCREW THREAD 3591-4CMX3-8 (91767)		EA	12							5	65	56
P D	5340-455-6174	INSERT, SCREW THREAD 3591-3CMX285 (91767)		EA	48							5	65	57

16 SHR CODE	17 FEDERAL STOCK NUMBER	18 DESCRIPTION REF. NUMBER & MFR. CODE	19 UN IT O F M E A S U R E	20 QTY INC IN UNIT	21 30-DAY QS MAINT ALLOWANCE			22 30-DAY QS MAINT ALLOWANCE			23 1-YR ALW PER 100 EQUIP CMTQTY	24 DEPOT MAINT ALW PER 100 EQUIP	25 ILLUS- TRATION	
					(A)	(B)	(C)	(A)	(B)	(C)			(A)	(B)
					1-00	21-00	51-100	1-00	21-00	51-100			PAG. NO.	FIGS NO.
X1		HOUSING, MACHINED 376744-7 (99193)	EA	1								65	58	
P D	5310-839-3598	NUT, SELF-LOCKING, SPECIAL 79NCS-02 (72962)	EA	10							5	65	59	
X20		HOUSING, MACHINEO: SECOND STAGE IMPELLER SHROUD 376751-7 (99193)	EA	1								65	60	
P D	2835-015-0270	DIFFUSER ASSEMBLY, COMPRESSOR, SECOND STAGE 379227 (99193)	EA	1							20			
P D	2835-015-0262	SPACER, COMPRESSOR SEAL 693295 (99193)	EA	1							5	65	61	
P D	5330-014-8565	SEAL: COMPRESSOR BALL BEARING 358166 (99193)	EA	1							100	65	62	
P D	2835-907-0626	SHIM: IMPELLER, SHROUD CLEARANCE 376754-3 (99193)	EA	V							5	65	63	
P D	5340-014-8566	SHIM: IMPELLER, SHROUD CLEARANCE 376754-1 (99193)	EA	V							5	65	63	
P D	5340-014-8567	SHIM: IMPELLER, SHROUD CLEARANCE 376754-2 (99193)	EA	V							5	65	63	
P D	5330-014-8512	PACKING, PREFORMED 28057AJ77 (99193)	EA	1							100	65	64	
P D	5305-687-6724	SCREW, MACHINE AN503-6-6 (88044)	EA	2							5	65	65	
P D	5310-638-9857	WASHER, FLAT AN960C6L (88044)	EA	2							287	65	66	
P D	2835-631-6487	RETAINER, BUSHING: COMPRESSOR SHAFT 378124 (78218)	EA	1							28	65	67	
P D	5330-882-4133	PACKING, PREFORMED S8057AV288 (99193)	EA	2							100	65	68	
P D	2835-011-0713	BUSHING: COMPRESSOR SHAFT 377454 (70210)	EA	1							50	65	69	
P D	2835-015-0267	DIFFUSER, COMPRESSOR, FIRST STAGE 376747 (99193)	FA	1							10	65	70	
P D	5315-014-8496	PIN: DIFFUSER, COMPRESSOR GAS TURBINE 72537-2 (99193)	EA	5							20	65	71	
P D	5305-550-0315	SCREW, MACHINE AN507C1032R7 (88044)	EA	8							5	65	72	
P D	2835-015-0268	SHROUD: IMPELLER FIRST STAGE 376746 (99193)	EA	1							28	65	73	
P D	5330-014-8514	PACKING, PREFORMED S8171AD102 (99193)	EA	1							100	65	74	
P D	5330-014-8446	PACKING, PREFORMED S8057A.1121 (99193)	EA	1							100	65	75	
P D	2835-345-9541	SLEEVE, COMPRESSOR: INLET CASE 764901 (99193)	EA	1							38	65	76	

(10) BMM CODE	(11) FEDERAL STOCK NUMBER	(12) DESCRIPTION REF. NUMBER & MFR. CODE	(13) USABLE ON CODE	(14) QTY REQ IN UNIT	(15) 30-DAY DS MAINT ALLOWANCE			(17) 30-DAY DS MAINT ALLOWANCE			(18) 1-YR ALW PER 100 SQUP CNTGY	(19) SQUP MANT PER 100 SQUP	(20) ILLUS- TRATION	
					(A)	(B)	(C)	(A)	(B)	(C)			(A)	(B)
					1-30	21-30	31-100	1-30	21-30	31-100			FIG. NO.	ITEM NO.
P D	5330-014-8544	SEAL: COMPRESSOR INLET 358165 (99193)	EA	1								100	65	77
P D	5330-014-8511	PACKING, PREFORMED S8057AJ189 (99193)	EA	1								100	65	78
P D	2835-633-3393	SHAFT, COMPRESSOR IMPELLER 75036 (70210)	EA	1								20	65	79
P D	5315-844-3955	PIN, SPRING MS16562-22 (96906)	EA	6								5	65	80
P D	2835-907-0628	IMPELLER, COMPRESSOR, SECOND STAGE 697154-1 (99193)	EA	1								20	65	81
P D	2835-907-0627	IMPELLER, COMPRESSOR, FIRST STAGE 697155-1 (99193)	EA	1								20	65	82
P D	5330-014-8520	PACKING, PREFORMED S8171AD24 (99193)	EA	1								100	65	83
P D	5330-014-8563	SEAL: INTERSTAGE, COMPRESSOR 376749 (99193)	EA	1								50	65	84
P D	2835-015-0263	DIFFUSER, COMPRESSOR, INTERSTAGE 376750 (99193)	EA	1								10	65	85
X2D		RING, LOCK, SERRATED RL24587 (83324)	EA	12									65	86
X2D		STUD: ACCESSORY SECTION MTG SF101-9SA12A (83324)	EA	12									65	87
P D	5340-597-3304	INSERT, SCREW THREAD MS21208C1-15 (96906)	EA	6								REF	65	88
P D	5340-290-4482	INSERT, SCREW THREAD MS21208C1-10 (96906)	EA	16								5	65	89
X2D		INSERT 3591-3CNX285 (91767)	EA	8									65	90
P D	4730-221-2134	PLUG, PIPE AN932D1 (88044)	EA	1								5	65	91
X1		HOUSING, MACHINED CASTING 376741-5 (99193)	EA	1									65	92
P D	5306-145-7087	BOLT, MACHINE AN73A6 (88044)	EA	4								5		
P D	3130-014-8388	HOUSING ASSEMBLY: COMPRESSOR, FIRST STAGE 376741 (99193)	EA	1								5		
P D	3130-014-8387	HOUSING ASSEMBLY, DIFFUSER, SECOND STAGE 376742-1 (99193)	EA	1								5		
P F	2835-631-6498	JET, OIL 75372 (99193)	EA	1	•	1	1	•	1	1	12	10		
GROUP 34-GENERATOR														
P FT	6115-014-7649	GENERATOR ZCH35582 (24446)	EA	1	•	•	1	•	•	1	6	2	66	
X2F		SCREW, MACHINE: GENERATOR AIR INLET MTG ANS02-18-8 (88044)	EA	10									66	1

(1) SMP CODE	(2) FEDERAL STOCK NUMBER	(3) DESCRIPTION REF. NUMBER & MFR. CODE	(4) USABLE ON CODE	(5) UNIT OF MEAS- URE	(6) QTY INC IN UNIT	(8) 30-DAY DS MAINT ALLOWANCE			(7) 30-DAY DS MAINT ALLOWANCE			(9) 1-YR ALW PER 100 SQUIP CNTSY	(10) SQUIP MAINT ALW PER 100 SQUIP	(11) ILLUS- TRATION	
						(A)	(B)	(C)	(A)	(B)	(C)			(A)	(B)
						1-30	21-60	61-100	1-30	21-60	61-100			FIG. NO.	ITSP NO.
XZF		WASHER: END SHIELD, BEARING SUPPORT AND AIR INLET MTG SCREW M402P9C5 (11083)		EA	26									66	2
P F	6115-014-7670	INLET, AIR 798C922P1 (24446)		EA	1	*	*	1	*	*	1	6	10	66	3
XZF		RING, RETAINER 36A22565P1 (01288)		EA	1									66	4
XZF		SHAFT 798C786P1 (01288)		EA	1									66	5
P F	6115-014-5020	SHAFT 36A225658G01 (24446)		EA	1	*	*	1	*	*	1	6	10	66	6
XZF		RING, RETAINER 5108-137 (79136)		EA	1									66	7
XZF		SCREW, MACHINE: TERMINAL BOARD COVER MTG AN503-8-6 (88044)		EA	4									66	8
XZF		WASHER, FLAT: TERMINAL BOARD COVER MTG SCREW AN960-8L (88044)		EA	4									66	9
P F	6115-014-5636	COVER 36B508112P1 (24446)		EA	1	*	*	1	*	*	1	6	10	66	10
XZF		NUT, SELF-LOCKING, HEXAGON MS20364-624C (96906)		EA	12									66	11
XZF		WASHER, LOCK MS35337-84 (96906)		EA	12									66	12
XZF		WASHER, FLAT AN960C616L (88044)		EA	12									66	13
XZF		CONNECTOR 36A226101P1 (01288)		EA	6									66	14
XZF		CONNECTOR 798C939P1 (01288)		EA	1									66	15
XZF		BOLT, MACHINE: TERMINAL BLOCK MTG AN3-7A (88044)		EA	4									66	16
XZF		WASHER: TERMINAL BLOCK MTG SCREW 956A853P1 (30221)		EA	4									66	17
P F	6115-014-5022	BLOCK, TERMINAL 798C917G01 (24446)		EA	1	*	*	1	*	*	1	6	10	66	18
XZF		SCREW: CONNECTOR MTG 8125829AAP2 (24446)		EA	4									66	19
XZF		WASHER, LOCK: CONNECTOR MTG SCREW AN935-4L (88044)		EA	4									66	20
XZF		CONNECTOR, RECEPTACLE, ELECTRIC: BOX MTG, 7/8-20 NEF, 6 CONTACTS MS3102R1456S (96906)		EA	1									66	21
XZF		WASHER, SAFETY 8705150ACP1 (24446)		EA	1									66	22
XZF		SPACER 36A226081P1 (24446)		EA	2									66	23
XZF		SLEEVING 5863964AAP5 (24446)		EA	4									66	24
XZF		SCREW, MACHINE: END SHIELD MTG AN501A10-40 (88044)		EA	10									66	25

ITEM CODE	FEDERAL STOCK NUMBER	DESCRIPTION REF. NUMBER & MFR. CODE	UNABLE ON CODE	UNIT OR MEAS URE	30-DAY QS MAINT ALLOWANCE			30-DAY QS MAINT ALLOWANCE			1-YR ALW PER 100 SOLUP CNTGY	DEPOT MAINT ALW PER 100 SOLUP	ILLUS- TRATION		
					(A)	(B)	(C)	(A)	(B)	(C)			(A)	(B)	
					1-30	31-60	61-100	1-30	31-60	61-100			FIG. NO.	ITEM NO.	
P FT	2920-014-4503	ROTOR 790C935G01 (24446)		EA	1	0	0	1	0	0	1	6	5	66	26
XZF		NUT, LOCK 36A224590P1 (24446)		EA	1									66	27
XZF		WASHER: HOLDER MTG LOCKNUT 36A226098P1 (24446)		EA	1									66	28
XZF		PIN: HOLDER MTG LOCKNUT N503P904 (11083)		EA	1									66	29
P F	6115-014-3642	HOLDER ASSEMBLY 360500099G01 (01288)		EA	1	0	1	1	0	1	1	12	5	66	30
XZF		NUT, LOCK: HOLDER ASSEMBLY RECTIFIER MTG FN812-428 (36878)		EA	6									66	31
XZF		WASHER: RECTIFIER MTG 36A224355P3 (24446)		EA	6									66	32
P F	6115-014-3643	RECTIFIER 36A226010P1 (24446)		EA	3	1	2	3	1	2	3	36	30	66	33
P F	6115-014-3644	RECTIFIER 36A226010P2 (24446)		EA	3	1	2	3	1	2	3	36	30	66	34
XZF		RING, BUSHING 36A226069P1 (24446)		EA	2									66	35
XZF		INSULATING: RECTIFIER ATTACHING 36A226054P1 (30221)		EA	1									66	36
XZF		BUSHING: RECTIFIER ATTACHING 36A224611P1 (24446)		EA	6									66	37
XZF		WASHER, LOCK 1288354P3 (24446)		EA	1									66	38
XZH		ROTOR, GENERATOR PNG 360500133G01 (24446)		EA	1									66	39
XZF		KEY 36A224653P16 (24446)		EA	1									66	40
XZF		SCREW, MACHINE: FAN MTG AND BEARING SUPPORT MTG ANS02-10-10 (88044)		EA	10									66	41
P F	6115-014-3637	SUPPORT, BEARING 790C910G01 (24446)		EA	1	0	0	1	0	0	1	6	10	66	42
XZF		WASHER, FLAT: FAN MTG SCREW, BEARING SUPPORT MTG SCREW AN960-10L (88044)		EA	12									66	43
P F	6115-014-3634	FAN 360500095P1 (24446)		EA	1	0	0	1	0	0	1	6	1	66	44
P F	6115-014-3641	BEARING, BALL PMS207PPPS36731 (21335)		EA	1	2	4	8	2	4	8	90	100	66	45
XZF		SCREW, MACHINE: BALL BEARING RING MTG ANS02-10-18 (88044)		EA	4									66	46
XZF		RING, BALL BEARING 36A226099P1 (01288)		EA	1									66	47
P F	3110-727-3467	BEARING, BALL 956A248P1 (24446)		EA	1	1	1	2	1	1	2	24	100	66	48
XZF		SCREW, MACHINE, DRILLED: WOUND FRAME MTG ANS03-8-8 (88044)		EA	4									66	49

(1) SMR CODE	(2) FEDERAL STOCK NUMBER	(3) DESCRIPTION REF. NUMBER & MFR. CODE	(4) USABLE ON CODE	(5) QTY INC IN UNIT	(6) 30-DAY QS MAINT ALLOWANCE			(7) 30-DAY QS MAINT ALLOWANCE			(8) 1-YR ALW PER 100 EQUIP CNTGY	(9) DEPOT MAINT ALW PER 100 EQUIP	(10) ILLUS- TRATION	
					(A)	(B)	(C)	(A)	(B)	(C)			(A)	(B)
					1-20	21-80	81-100	1-20	21-80	81-100			FIG. NO.	ITBM NO.
X2F		CLIP: WOUND FRAME ATTACHING 36A226092P1 (24446)	EA	4									66	50
X2F		BUSHING, BLANK 36A225727P1 (01288)	EA	1									66	51
X2D		FRAME, WOUND 790C906G01 (30221)	EA	1									66	52
P F	6115-014-5639	SHIELD, END 36A226172G01 (24446)	EA	1	*	*	1	*	*	1	6	5	66	53
P F	6115-014-5640	SUPPORT, BEARING 790C712G01 (24446)	EA	1	*	*	1	*	*	1	6	10	66	54
X2F		HOLDER 36A226148G01 (24446)	EA	1									66	55
P FT	6115-014-5021	STATOR 36A226149G01 (24446)	EA	1	*	*	1	*	*	1	6	10	66	56
X2F		SCREW, MACHINE: BEARING SUPPORT MTG AN502-10-8 (88044)	EA	8										
P F	6115-014-5638	SHIELD 36B508127G01 (24446)	EA	1	*	*	1	*	*	1	6	5		
P F	5940-015-0045	BOARD, TERMINAL 36A226147G01 (24446)	EA	2	*	1	1	*	1	1	12	20		
X2F		BOLT, MACHINE: 13207E3813-23 FAIRLEAD ASSEMBLY CENTER MTG AN3-17A (88044)	EA	1										
X2F		BOLT, MACHINE: 13207E3813-23 FAIRLEAD ASSEMBLY END MTG AN3-20A (88044)	EA	2										
X2F		BOLT, MACHINE: 13207E3813-7 FAIRLEAD MTG AN3-24A (88044)	EA	2										
X2F		BOLT, MACHINE: 13208E3813-9 FAIRLEAD MTG AN3-31A (88044)	EA	2										
X2F		PLATE: ELECTRICAL COMPONENT MTG BRACKET 13207E3837-15 (99193)	EA	1										
X2F		BRACKET ASSEMBLY, MOUNTING, ELECTRICAL COMPONENTS: FAIRLEAD MTG 13207E3837-3 (99193)	EA	1										
X2F		NUT, SELF-LOCKING, PLATE: ELECTRICAL COMPONENTS MTG NAS1032A3 (80205)	EA	2										
X2F		NUT, SELF-LOCKING, PLATE: ELECTRICAL COMPONENTS MTG NAS1023A3 (80205)	EA	3										
X2F		RIVET, SOLID: ELECTRICAL COMPONENTS MTG NUT PLATE MTG MS20426AD3-4 (96906)	EA	10										
X2F		BRACKET ASSEMBLY, MOUNTING ELECTRICAL COMPONENTS 1320UE3837-5 (99193)	EA	1										
X2F		NUT, SELF-LOCKING, PLATE: ELECTRICAL COMPONENTS MTG NAS1031A3 (80205)	EA	4										
X1		PLATE: ELECTRICAL COMPONENT MTG BRACKET 13207E3837-21 (99193)	EA	1										

(1) SBR CODE	(2) FEDERAL STOCK NUMBER	(3) DESCRIPTION REF. NUMBER & MFR. CODE	(4) USABLE ON CODE	(5) U N I T S	(6) QTY REQ IN UNIT	(8) 30-DAY QS MAINT ALLOWANCE			(7) 30-DAY QS MAINT ALLOWANCE			(9) 1-YR ALW PER 100 EQUIP CNTDY	(10) DEPOT MAINT ALW PER 100 EQUIP	(11) ILLUS- TRATION	
						(A)	(B)	(C)	(A)	(B)	(C)			(A)	(B)
						1-30	31-60	61-100	1-30	31-60	61-100			FIG. NO.	ITEM NO.
X2F		RIVET, SOLID: ELECTRICAL COMPONENTS MTG NUT PLATE MTG MS20426AD3-4 (96906)		EA	10										
X2F		FAIRLEAD ASSEMBLY 13207E3813-23 (99193)		EA	1										
X1		FAIRLEAD: ELECTRIC 13207E3813-25 (99193)		EA	2										
X2F		FAIRLEAD ASSEMBLY 13207E3813-7 (99193)		EA	1										
X1		FAIRLEAD: ELECTRIC CABLE 13207E3818-15 (99193)		EA	2										
X1		FAIRLEAD: ELECTRIC CABLE 13207E3813-17 (99193)		EA	1										
X2F		FAIRLEAD ASSEMBLY 13207E3813-9 (99193)		EA	1										
X1		FAIRLEAD: ELECTRIC CABLE 13207E3813-13 (99193)		EA	2										
X1		FAIRLEAD: ELECTRIC CABLE 13207E3813-21 (99193)		EA	2										
X2F		PAD, TERMINAL BOARD 388508113P1 (24446)		EA	1										
X2F		NUT, SELF-LOCKING, HEXAGON MS21044M3 (96906)		EA	1										
X2F		NUT, SELF-LOCKING, HEXAGON: FAIRLEAD CENTER MTG BOLT 13207E3813-23 (97403)		EA	1										
X2F		SCREW, MACHINE, TRUSS HEAD AN526-1032-8 (88044)		EA	6										
X2F		SCREW, MACHINE, TRUSS HEAD: ELECTRICAL COMPONENT MTG BRACKET MTG 13207E3837-3 (97403)		EA	3										
X2F		SCREW, MACHINE, TRUSS HEAD: BRACKET ASSEMBLY MTG 13207E3837-5 (97403)		EA	3										
X2F		WASHER, FLAT AN940-10L (88044)		EA	14										
X2F		WASHER, FLAT: CENTER MTG BOLT, FAIRLEAD ASSEMBLY 13207E3813-23 (97403)		EA	2										
X2F		WASHER, FLAT: END MTG BOLT, FAIRLEAD ASSEMBLY 13207E3813-23 (97403)		EA	2										
X2F		WASHER, FLAT: FAIRLEAD MTG BOLT 13207E3813-7 (97403)		EA	2										
X2F		WASHER, FLAT: FAIRLEAD MTG BOLT 13207E3813-9 (97403)		EA	2										
X2F		WASHER, FLAT: MTG BRACKET, MTG BOLT 13207E3837-3 (97403)		EA	3										
X2F		WASHER, FLAT: MTG BRACKET, MTG BOLT 13207E3837-5 (97403)		EA	3										
X2F		WASHER, FLAT: GENERATOR MTG NUT AN940C616 (88044)		EA	12										

(1) SBR CODE	(2) FEDERAL STOCK NUMBER	(3) DESCRIPTION REF. NUMBER & MFR. CODE	(4) USABLE CN CODE	(5) UNIT QTY INC OR UNIT	(6) 30-DAY QS MAINT ALLOWANCE			(7) 30-DAY QS MAINT ALLOWANCE			(8) 1-YR ALW PER 100 EQUIP CNTGY	(9) DEPOT MAINT ALW PER 100 EQUIP	(10) ILLUS- TRATION				
					(A)	(B)	(C)	(A)	(B)	(C)			(A)	(B)			
					1-30	31-60	61-100	1-30	31-60	61-100			FIG. NO.	ITEM NO.			
X2F		NUT, SELF-LOCKING, HEXAGON MS21049C6 (96906)		EA	2												
		GROUP 35-VOLTAGE REGULATOR															
X2F		SCREW, MACHINE: BATTERY CHARGER MTG AN526-1032-10 (88044)		EA	4									67	1		
X2F		SCREW, MACHINE: VOLTAGE REGULATOR AND BONDING JUMPER MTG AN526-1032-12 (88044)		EA	1									67	2		
X2F		WASHER, LOCK: VOLTAGE REGULATOR BONDING JUMPER MTG SCREW AND BOLT AN936A10 (88044)		EA	4									67	3		
X2F		LEAD, ELECTRICAL: VOLTAGE REGULATOR TO FRAME MS25083-2886 (96906)		EA	1									67	4		
X2F		WASHER, LOCK: BATTERY CHARGER MTG AN936A10 (88044)		EA	4									67	5		
X2F		BOLT, MACHINE: VOLTAGE REGULATOR BONDING JUMPER MTG AN3-6A (88044)		EA	1									67	6		
X2F		SCREW, MACHINE: VOLTAGE REGULATOR MTG BRACKET MTG, REAR AN507-1032-12 (88044)		EA	2									67	7		
X2F		SCREW, MACHINE: VOLTAGE REGULATOR MTG AN526-1032-10 (88044)		EA	3									67	8		
X2F		PLATE ASSEMBLY: ELECTRICAL COMPONENTS MTG BRACKET 13207E3837-43 (99193)		EA	1												
X1		PLATE: ELECTRICAL COMPONENTS MTG BRACKET 13207E3837-45 (99193)		EA	1									67	9		
X2F		RIVET, SOLID MS20426AD3-4 (96906)		EA	16									67	10		
X2F		NUT, SELF-LOCKING, PLATE NAS1031A3 (80205)		EA	4									67	11		
X2F		NUT, SELF-LOCKING, PLATE NAS1032A3 (80205)		EA	4									67	12		
P F	5310-167-0834	WASHER, FLAT: VOLTAGE REGULATOR MTG SCREWS, FRONT MTG AN960-10L (88044)		EA	5	REF	REF	REF	REF	REF	REF	REF	REF	REF	REF	67	13
P FT		REGULATOR, VOLTAGE 13208E8940-1 (99193)		EA	1	*	1	2	*	1	2	18	20	67	14		
P F	6130-015-0197	RECTIFIER 10283461P1 (01526)		EA	2	1	1	3	1	1	3	30	3	68	1		
P F	6130-015-0196	RECTIFIER 10283461P5 (01526)		EA	6	1	1	3	1	1	3	30	30	68	2		
P F	5961-015-0087	ZENER DIODE 448253315-003 (01526)		EA	1	*	1	2	*	1	2	18	10	68	3		
P F	5961-058-0148	TRANSISTOR 448253311-005 (01526)		EA	1	*	1	2	*	1	2	18	10	68	4		

(1) SBR CODE	(2) FEDERAL STOCK NUMBER	(3) DESCRIPTION REF. NUMBER & MFR. CODE	(4) USABLE ON CODE	(5) QTY INC IN UNIT	(6) 30-DAY QS MAINT ALLOWANCE			(7) 30-DAY QS MAINT ALLOWANCE			(8) 1-YR ALW PER 100 EQUIP CNTGY	(9) DSPT MAINT ALW PER 100 EQUIP	(10) ILLU- STRATION			
					(A)	(B)	(C)	(A)	(B)	(C)			(A)	(B)		
					1-20	21-50	51-100	1-20	21-50	51-100			FIG. NO.	ITEM NO.		
P F	5310-014-8589	WASHER, INSULATION 9338558P1 (01526)		EA	4	1	2	4	1	2	4	48	40	68	5	
P F	5310-014-8590	WASHER, INSULATION 44A250900-001 (01526)		EA	1	0	1	1	0	1	1	12	20	68	6	
P F	5905-015-0118	RESISTOR 561A831V034 (01526)		EA	1	1	1	2	1	1	2	24	10	68	7	
P F	5905-015-0114	RESISTOR		EA	1	1	1	2	1	1	2	24	10	68	8	
P F	5905-015-0135	RESISTOR 561A832ZF27 (01526)		EA	1	1	1	2	1	1	2	24	10	68	9	
P F	5905-964-2147	RESISTOR 561A832ZF47 (01526)		EA	1	1	1	2	1	1	2	24	10	68	10	
P F	5905-015-0119	RESISTOR 561A833ZF22 (01526)		EA	1	1	1	2	1	1	2	24	10	68	11	
P F	5905-015-0135	RESISTOR: 2.7K OHMS PORN, 3 PERCENT, 3 WATT 561A832ZF27 (01526)		EA	1	REF	REF	REF	REF	REF	REF	REF	REF	REF	68	12
P F	5905-015-0120	RESISTOR 561A832ZF39 (01526)		EA	1	1	1	2	1	1	2	24	10	68	13	
P F	5905-015-0116	RESISTOR 561A832ZE27 (01526)		EA	1	1	1	2	1	1	2	24	10	68	14	
P F	5905-015-0121	RESISTOR 561A834ZE22 (01526)		EA	1	1	1	2	1	1	2	24	10	68	15	
P F	5910-015-0112	CAPACITOR, FIXED, METALLIC 3958826P128 (01526)		EA	1	1	1	2	1	1	2	24	10	68	16	
P F	5905-875-4352	RESISTOR 3958463C50 (01526)		EA	1	1	1	2	1	1	2	24	10	68	17	
P F	5905-015-0115	RESISTOR 3958463ZF39 (01526)		EA	1	1	1	2	1	1	2	24	10	68	18	
XZF		CONNECTOR, RECEPTACLE MS3102R20-29P (96906)		EA	1										68	19
P F	5910-895-3303	CAPACITOR 8168647P88 (01526)		EA	1	1	1	2	1	1	2	24	10	68	20	
P F	5950-015-0086	REACTOR 44B252651-001 (01526)		EA	1	1	1	2	1	1	2	24	10	68	21	
P F	5950-615-4004	REACTOR 2328999 (01526)		EA	1	1	1	2	1	1	2	24	10	68	22	
P F	5961-015-0198	SEMICONDUCTOR, DIODE 44B253342-010 (01526)		EA	4	1	2	4	1	2	4	48	40	68	23	
P F	5910-015-0111	CAPACITOR, FIXED, METALLIC 2328998P17A (01526)		EA	1	1	1	2	1	1	2	24	100	68	24	
P F	5910-015-0110	CAPACITOR 8168647P48 (01526)		EA	1	1	1	2	1	1	2	24	100	68	25	
P F	6120-014-5663	TRANSFORMER 44B252647-001 (01526)		EA	1	0	1	2	0	1	2	18	10	68	26	
P F	6115-014-5662	AMPLIFIER 44B252653-004 (01526)		EA	1	1	1	2	1	1	2	24	10	68	27	
XZF		TERMINAL, LUG 111A9930-4 (01526)		EA	4											
P F	5310-841-5535	WASHER, NONMETALLIC 111A9976P2 (01526)		EA	4	1	2	4	1	2	4	48	40			
P F	5970-841-3331	WASHER, INSULATION 289A613P3 (01526)		EA	16	1	2	4	1	2	4	48	80			

(1) SNR CODE	(2) FEDERAL STOCK NUMBER	(3) DESCRIPTION REF. NUMBER & MFR. CODE	(4) USABLE CODE	(5) UNIT OF MEASURE	(6) QTY INC OR UNIT	(8) 30-DAY QS MAINT ALLOWANCE			(7) 30-DAY QS MAINT ALLOWANCE			(9) 1-YR ALW PER 100 SOLUP CNTGY	(10) DEFPT MAINT ALW PER 100 SOLUP	(11) ILLUS-TRATION		
						(A)	(B)	(C)	(A)	(B)	(C)			(A)	(B)	
						1-00	21-00	01-100	1-00	21-00	01-100			PH. NO.	FIG. NO.	
X2F		NUT, SELF-LOCKING, HEXAGON: VOLTAGE REGULATOR BONDING JUMPER MTC NS21044M3 (96906)		EA	1											
X2F		SCREW, MACHINE: VOLTAGE REGULATOR MTC BRACKET FRONT MTC AN526-1032-10 (88044)		EA	2											
X2F		NUT, PLAIN, HEXAGON: REAL VOLTAGE DROOP RHEOSTAT MTC NS25082B7 (96906)		EA	1											
		GROUP 36-AC POWER OUTPUT PANEL														
X2F		NUT, PLAIN, HEXAGON NS20341-10A (96906)		EA	26										69	1
X2F		NUT, PLAIN, HEXAGON NS20341-616A (96906)		EA	12										69	1
X2F		WASHER, LOCK NS35337-100 (96906)		EA	20										69	2
X2F		WASHER, FLAT AN961-616 (88044)		EA	12										69	3
X2F		LINK, TERMINAL CONNECTING NS25226-4-3 (96906)		EA	1										69	4
X2F		NUT, SELF-LOCKING, HEXAGON NS21044M04 (96906)		EA	3										69	5
X2F		SCREW, MACHINE AN515-4-8 (88044)		EA	6										69	6
X2F		TERMINAL BOARD, ELECTRICAL: 12.454 IN. LG. 10 STUDS, T84 NS25123-2-10 (96906)		EA	1										69	7
X2F		WASHER, LOCK NS35337-103 (96906)		EA	8										69	8
X2F		LEAD, ELECTRICAL 13207E3820-8 (99193)		EA	1										69	9
X2F		TERMINAL, LUG YAEV25L (09922)		EA	2										69	9
X2F		WIRE ASSEMBLY: DISC FROM T87-L3 TO C4-1 13207E3820-39 (99193)		EA	1										69	10
X2F		WIRE, ELECTRIC, 600 VOLT, COPPER, AIRCRAFT: TYPE 11 SIZE 0, 17 IN. LG NS25190801X17 (96906)		EA	1											
X2F		LEAD, ELECTRICAL 13207E3820-17 (99193)		EA	1										69	11
X2F		TERMINAL YAEV25L (09922)		EA	2										69	11
X2F		WIRE, ELECTRIC, 600 VOLT, COPPER, AIRCRAFT: TYPE 11, SIZE 0, 10 IN. LG NS25190801X10 (96906)		EA	1										69	11
X2F		TERMINAL 31888 (00779)		EA	1											
X2F		TERMINAL 31896 (00779)		EA	1											

(1) QMR CODE	(2) FEDERAL STOCK NUMBER	(3) DESCRIPTION REF. NUMBER & MFR. CODE	(4) USABLE ON CODE	(5) QTY INC IN UNIT	(6) 30-DAY DS MAINT ALLOWANCE			(7) 30-DAY OS MAINT ALLOWANCE			(8) 1-YR ALW PER 100 EQUIP CNTDY	(9) OSPOT MAINT ALW PER 100 EQUIP	(10) ILLUS- TRATION	
					(A)	(B)	(C)	(A)	(B)	(C)			(A)	(B)
					1-30	21-60	61-100	1-30	21-60	61-100			FIG. NO.	ITEM NO.
X2F		WIRE, ELECTRIC MS25190B18 (96906)	EA	V										
X2F		WIRE ASSEMBLY X67A28: FROM T89-2 TO C83-T2, 25.0 IN. LG 13207E3820-22 (99193)	EA	1										
X2F		LEAD, ELECTRICAL 13207E3820-24 (99193)	EA	1								69	12	
X2F		TERMINAL YAEV25L (09922)	EA	2								69	12	
X2F		WIRE, ELECTRIC, 600 VOLT. COPPER, AIRCRAFT: TYPE 11, SIZE 0, 13 IN. LG MS25190B10X13 (96906)	EA	1								69	12	
X2F		TERMINAL, LUG YAEV2CL (09922)	EA	2										
X2F		WIRE, ELECTRIC, 600 VOLT. COPPER AIRCRAFT: TYPE 11, SIZE 2, 25 IN. LG MS25190B2X25 (96906)	EA	1										
X2F		TERMINAL, LUG YAEV2CL (09922)	EA	2										
X2F		WIRE, ELECTRIC, 600 VOLT. COPPER, AIRCRAFT: TYPE 11, SIZE 2, 22 IN. LG MS25190B2X22 (96906)	EA	1										
X2F		WIRE ASSEMBLY, X99D188: FROM T87-L2 TO C3-1 13207E3820-41 (99193)	EA	1										
X2F		TERMINAL, LUG 31888 (00779)	EA	1								69	13	
X2F		TERMINAL, LUG 31896 (00779)	EA	1								69	13	
X2F		WIRE, ELECTRIC MS25190B18 (96906)	EA	V								69	13	
X2F		WIRE ASSEMBLY X65D18A: FROM T87-L1 TO C2-1 13207E3820-40 (99193)	EA	1										
X2F		WIRE, ELECTRIC MS25190B18 (96906)	EA	V								69	14	
X2F		LEAD, ELECTRICAL 13207E3820-19 (99193)	EA	1								69	15	
X2F		TERMINAL, LUG YAEV25L (09922)	EA	2								69	15	
X2F		WIRE, ELECTRIC, 600 VOLT. COPPER, AIRCRAFT: TYPE 11, SIZE 0, 16 IN. LG MS25190B01X16 (96906)	EA	1								69	15	
X2F		TERMINAL 31888 (00779)	EA	1										
X2F		TERMINAL 31896 (00779)	EA	1										
X2F		NIPPLE, ELECTRICAL TERMINAL: 0.06 IN. ID, RUBBER MS25171-15 (96906)	EA	3								69	16	
X2F		NUT, SELF-LOCKING, HEXAGON MS21044N4 (96906)	EA	5								69	17	

(1) SNR CODE	(2) FEDERAL STOCK NUMBER	(3) DESCRIPTION REF. NUMBER & MFR. CODE	(4) USABLE ON CODE	(5) QTY INC IN LWT	(6) 30-DAY QS MAINT ALLOWANCE			(7) 30-DAY QS MAINT ALLOWANCE			(8) 1-YR ALW PER 100 SQWP CHTYG	(9) DEPOT MAINT ALW PER 100 SQWP	(10) ILLUS- TRATION	
					(A)	(B)	(C)	(A)	(B)	(C)			(A)	(B)
					1-30	21-30	31-100	1-30	21-30	31-100			Pd. NO.	FRS NO.
X2F		WASHER, FLAT AN960-416 (88044)	EA	4								69	18	
X2F		SCREW, MACHINE AN507-428-16 (88044)	EA	5								69	19	
P F	6150-014-5691	BUS BAR 13207E3803-3 (99193)	EA	4	*	1	1	*	1	1	12	20	69	20
X2F		SCREW, MACHINE AN51508416-20 (88044)	EA	8								69	21	
X2F		WASHER, LOCK MS3337-101 (96906)	EA	8								69	22	
X2F		WASHER, FLAT AN961-416 (88044)	EA	8								69	23	
X2F		STUD, SHOULDERED 13207E8302-9 (99193)	EA	1								69	24	
P F	5307-014-8581	STUD, SHOULDERED: TERMINAL NO. L-3 13207E8302-7 (99193)	EA	1	*	*	1	*	*	1	6	5	69	25
P F	5307-014-8580	STUD, SHOULDERED: TERMINAL NO. L-2 13207E8302-5 (99193)	EA	1	*	*	1	*	*	1	6	5	69	26
P F	5307-014-8579	STUD, SHOULDERED: TERMINAL NO. L-1 13207E8302-3 (99193)	EA	1	*	*	1	*	*	1	6	5	69	27
P F	6150-014-7103	BUS BAR 13207E3803-5 (99193)	EA	4	*	1	1	*	1	1	12	20	69	28
P F	6115-014-5653	PANEL ASSEMBLY 13208E8964-1 (99193)	EA	1	*	*	1	*	*	1	6	5	69	29
X20		WASHER, FLAT AN961-616 (88044)	EA	18								69	30	
X2F		LINK, TERMINAL CONNECTING MS25226-4-2 (96906)	EA	1										
X2F		LINK, TERMINAL CONNECTING MS25226-4-3 (96906)	EA	1										
X2F		TERMINAL BOARD, ELECTRICAL: 12.454 IN. LG, 16 STUDS, T83 MS25123-2-16 (96906)	EA	1										
X2F		WASHER, FLAT AN960-4L (88044)	EA	5										
X2F		WASHER, FLAT AN961-10 (88044)	EA	26										
		GROUP 37-VOLTAGE PANEL												
X20		NUT, PLAIN, HEXAGON MS20341-616A (96906)	EA	39								70	1	
X20		WASHER, FLAT AN961-616 (88044)	EA	18								70	2	
X20		WASHER, LOCK MS3337-103 (96906)	EA	32								70	3	
X2F		LEAD, ELECTRICAL 13207E3820-26 (99193)	EA	1								70	4	
X2F		LEAD, ELECTRICAL 13207E3820-29 (99193)	EA	1								70	4	

10 SMM CODE	11 FEDERAL STOCK NUMBER	12 DESCRIPTION REF. NUMBER & MFR. CODE	13 USABLE ON CODE	14 QTY INC IN UNIT	15 30-DAY GS MAINT ALLOWANCE			16 30-DAY GS MAINT ALLOWANCE			17 1-YR ALW PER 100 SQUP ENTSY	18 88PPT MAINT ALW PER 100 SQUP	19 ILLUS- TRATION	
					(A)	(B)	(C)	(A)	(B)	(C)			(A)	(B)
					1-00	21-00	51-100	1-00	21-00	51-100			PAG. NO.	ITEM NO.
X2F		LEAD, ELECTRICAL 13207E3820-32 (99193)	EA	1									70	5
X2F		TERMINAL, LUG YAEVZCL (09922)	EA	2										
X2F		WIRE, ELECTRIC, 600 VOLT, COPPER, AIRCRAFT: TYPE 11, SIZE 2, 47 IN. LG MS2519082X47 (96906)	EA	1										
X2F		TERMINAL YAEVZCL (09922)	EA	2										
X2F		WIRE, ELECTRIC, 600 VOLT, COPPER, AIRCRAFT: TYPE 11, SIZE 2, 14 IN. LG MS2519082X14 (96906)	EA	1										
X2F		TERMINAL YAEVZCL (09922)	EA	2										
X2F		WIRE, ELECTRIC, 600 VOLT, COPPER, AIRCRAFT: TYPE 11, SIZE 2, 75 IN. LG MS2519082X76 (96906)	EA	1										
X2F		SPACER: AC VOLTAGE CHANGE PANEL 13208E8981-3 (99193)	EA	2									70	6
X2F		LEAD, ELECTRICAL 13207E3820-35 (99193)	EA	1									70	7
X2F		TERMINAL, LUG YAEVZCL (09922)	EA	2										
X2F		WIRE, ELECTRICAL, 600 VOLT COPPER, AIRCRAFT: TYPE 11, SIZE 2, 16 IN. LG MS2519082X16 (96906)	EA	1										
X2F		WIRE ASSEMBLY 13207E3820-21 (99193)	EA	1									70	8
X2F		TERMINAL, LUG YAEVZCL (09922)	EA	2										
X2F		WIRE, ELECTRIC, 600 VOLT, COPPER, AIRCRAFT: TYPE 11, SIZE 2, 30 IN. LG MS2519082X30 (96906)	EA	1										
X2F		SPACER: AC VOLTAGE CHANGE PANEL 13208E8981-29 (99193)	EA	2									70	9
X2F		LEAD, ELECTRICAL 13207E3820-34 (99193)	EA	1									70	10
X2F		LEAD, ELECTRICAL 13207E3820-33 (99193)	EA	1									70	11
X2F		LEAD, ELECTRICAL 13207E3820-31 (99193)	EA	1									70	12
X2F		TERMINAL, LUG YAEVZCL (09922)	EA	2										
X2F		WIRE, ELECTRIC, 600 VOLT, COPPER, AIRCRAFT: TYPE 11, SIZE 2, 69 IN. LG MS2519082X69 (96906)	EA	1										
X2F		TERMINAL, LUG YAEVZCL (09922)	EA	2										
X2F		WIRE, ELECTRIC, 600 VOLT, COPPER, AIRCRAFT: TYPE 11, SIZE 2, 28 IN. LG MS2519082X28 (96906)	EA	1										

(1) SNR CODE	(2) FEDERAL STOCK NUMBER	(3) DESCRIPTION REF. NUMBER & MFR. CODE	(4) USABLE ON CODE	(5) UNIT OF MEAS QTY INC IN UNIT	(6) 30-DAY GS MAINT ALLOWANCE			(7) 30-DAY GS MAINT ALLOWANCE			(8) 1-YR ALW PER 100 EQUIP CNTGY	(9) DSPT MAINT ALW PER 100 EQUIP	(10) ILLUS- TRATION	
					(A)	(B)	(C)	(A)	(B)	(C)	FIG NO.	ITEM NO.		
					1-20	21-80	81-100	1-20	21-80	81-100				
X2F		TERMINAL, LUG YAEV2CL (09922)		EA	2									
X2F		WIRE, ELECTRIC, VOLT, COPPER, AIRCRAFT: TYPE 11, SIZE 2, 67 IN. LG MS2519082X67 (96906)		EA	1									
X2F		LEAD, ELECTRICAL 13207E3020-23 (99193)		EA	1								70	13
P F	6115-014-5656	PANEL 13208E8975 (99193)		EA	1	*	*	1	*	*	1	6	2	70 14
X2F		PANEL ASSEMBLY, VOLTAGE CHANGE 13208E8976-3 (99193)		EA	1									
X2F		TERMINAL: HORIZONTAL MTG 13208E8976-9 (99193)		EA	6								70	15
X2F		BUS BAR: CENTER VERTICAL BARS 13208E8976-13 (99193)		EA	2								70	16
X2F		BUS BAR: END VERTICAL BAR 13208E8976-11 (99193)		EA	1								70	17
X2F		TERMINAL 13208E8976-7 (99193)		EA	1								70	18
X2F		RIVET, SOLID: BUS BAR TO TERMINAL BOARD ATTACHING MS20427-4C8 (96906)		EA	18									
X20		JUMPER, BUS BAR: VOLTAGE CHANGE PANEL 13208E8976-5 (99193)		EA	1								70	19
X2F		STUD, TERMINAL: AC VOLTAGE CHANGE PANEL 13208E8981-23 (99193)		EA	2								70	20
X2F		STUD, TERMINAL: AC VOLTAGE CHANGE PANEL 13208E8981-25 (99193)		EA	1								70	21
X2F		STUD TERMINAL: AC VOLTAGE CHANGE PANEL 13208E8981-27 (99193)		EA	1								70	22
X2F		STUD, TERMINAL: AC VOLTAGE CHANGE PANEL 13208E8981-11 (99193)		EA	1								70	23
X2F		STUD TERMINAL: AC VOLTAGE CHANGE PANEL 13208E8981-13 (99193)		EA	1								70	24
X20		STUD TERMINAL: AC VOLTAGE CHANGE PANEL 13208E8981-15 (99193)		EA	1								70	25
X2F		STUD TERMINAL: AC VOLTAGE CHANGE PANEL 13208E8981-9 (99193)		EA	1								70	26
X2F		STUD TERMINAL: AC VOLTAGE CHANGE PANEL 13208E8981-21 (99193)		EA	1								70	27
X2F		STUD TERMINAL 13208E8981-7 (99193)		EA	1								70	28
X2F		STUD TERMINAL: AC VOLTAGE CHANGE PANEL 13208E8981-19 (99193)		EA	1								70	29
X2F		STUD TERMINAL: AC VOLTAGE CHANGE PANEL 13208E8981-5 (99193)		EA	1								70	30

(11) SMM CODE	(12) FEDERAL STOCK NUMBER	(13) DESCRIPTION REF. NUMBER & MFR. CODE	(14) USABLE ON CODE	(15) UNIT OF MEAS	(16) QTY INC IN UNIT	(18) 30-DAY QS MAINT ALLOWANCE			(17) 30-DAY QS MAINT ALLOWANCE			(19) 1-YR ALW PER 100 EQUIP CNTGY	(20) OSPOT MAINT ALW PER 100 EQUIP	(198) ILLUS- TRATION	
						(A)	(B)	(C)	(A)	(B)	(C)			(A)	(B)
						1-30	21-60	61-100	1-30	21-60	61-100			FIG. NO.	ITEM NO.
X2F		STUD TERMINAL: AC VOLTAGE CHANGE PANEL 13208E8981-17 (99193)	EA		1									70	31
X2F		WIRE ASSEMBLY X48A2B: FROM G1-T5 TO T85-S, 20.5 IN. LG 13207E3820-30 (99193)	EA		1									70	32
X2F		LEAD, ELECTRICAL 13207E3820-27 (99193)	EA		1									71	1
X2F		TERMINAL, LUG YAEV2CL (09922)	EA		2										
X2F		WIRE, ELECTRIC, 600 VOLT, COPPER, AIRCRAFT: TYPE 11, SIZE 2, 21 IN. LG MS25190B2X21 (96906)	EA		1										
X2F		TERMINAL YAEV2CL (09922)	EA		2										
X2F		WIRE, ELECTRIC, 600 VOLT, COPPER, AIRCRAFT: TYPE 11, SIZE 2, 36 IN. LG MS25190B2X36 (96906)	EA		1										
X2F		BOLT, MACHINE AN3-6A (88044)	EA		5									71	2
X2F		LABEL, INSTRUMENT 13213E4451-1 (99193)	EA		1									71	3
X2F		SPACER 13208E8981-31 (99193)	EA		3									71	4
P F	6150-014-6051	BUS BAR: MAIN CIRCUIT BREAKER TO OVERCURRENT RELAY 13207E3808 (99193)	EA		3	*	1	1	*	1	1	12	15	71	5
X2F		SCREW, MACHINE: MAIN CIRCUIT BREAKER MTG AN526-1032-9 (88044)	EA		4									71	6
X2F		WASHER, FLAT: MAIN CIRCUIT BREAKER MTG SCREW AN960-10L (88044)	EA		4									71	7
X2F		WIRE ASSEMBLY 13207E3820-28 (99193)	EA		1									71	8
X2F		TERMINAL, LUG YAEV2CL (09922)	EA		2										
X2F		WIRE, ELECTRIC, 600 VOLT, COPPER, AIRCRAFT: TYPE 11, SIZE 2, 43 IN. LG MS25190B2X43 (96906)	EA		1										
P F	5945-015-0076	RELAY 8145NB (74063)	EA		1	*	1	1	*	1	1	12	10	71	9
X2F		BOLT, MACHINE: WIRE ASSY CLAMP ON INBOARD FORWARD CORNER OF BATTERY BOX AN3-6A (88044)	EA		2										
X20		CLAMP, LOOP TA1718D12X (84971)	EA		1										
X2F		CLAMP, OOP: CORNER OF BATTERY BOX TA1718D22X (84971)	EA		1										
X20		NUT, SELF-LOCKING, HEXAGON: WIRE ASSEMBLY CLAMPS INBOARD OF BATTERY BOX MS21044N3 (96906)	EA		2										

(1) SMM CODE	(2) FEDERAL STOCK NUMBER	(3) DESCRIPTION REF. NUMBER & MFR. CODE	UNABLE ON CODE	(4) QTY INC IN UNIT	(5) 30-DAY QS MAINT ALLOWANCE			(7) 30-DAY QS MAINT ALLOWANCE			(6) 1-YR ALW PER 100 EQUP CNTGY	(8) DEPOT MAINT ALW PER 100 EQUP	(9) ILLUS- TRATION	
					(A)	(B)	(C)	(A)	(B)	(C)	(A)	(B)		
					1-30	21-30	31-100	1-30	21-30	31-100	PHG. NO.	ITEM NO.		
X20		NUT, SELF-LOCKING, HEXAGON; WIRE ASSEMBLY CLAMPS INBOARD OF BATTERY BOX MS21044M3 (96906)		EA	2									
X20		SCREW, MACHINE; WIRE ASSY CLAMP, CENTER, INBOARD ON BATTERY BOX AN507-1032-10 (88044)		EA	1									
		GROUP 38-MOTOR AND BRACKET												
X20		STUD, COVER MOUNTING 16002-1 (74063)		EA	2								72	1
X20		STABILIZER 17267-10 (74063)		EA	2								72	3
X20		NUT 50408071 (74063)		EA	2								72	3
X20		WASHER, LOCK 51808011 (74063)		EA	2								72	4
X20		INSERT 20884-1 (74063)		EA	2								72	5
X20		BRACKET, MOTOR MOUNTING 20625-1 (74063)		EA	1								72	6
X20		BRACKET, MOTOR MOUNTING 20623-1 (74063)		EA	1								72	7
X20		BRACKET, MOUNTING 20623-2 (74063)		EA	1								72	8
X20		FORK ASSEMBLY, TRIP 20897-10 (74063)		EA	1								72	9
X20		WASHER 10992-1 (74063)		EA	2								72	10
X20		STUD, COVER; MTG 16002-1 (74063)		EA	2								72	11
X20		SCREW 21259-1 (74063)		EA	1								72	12
X20		NUT 20711-1 (74063)		EA	1								72	13
X20		WASHER, LOCK 51806070 (74063)		EA	1								72	14
X20		SCREW, LATCH PIVOT 20888-1 (74063)		EA	2								72	15
X20		CLOSE MOTOR ASSEMBLY 15991-10 (74063)		EA	1								72	16
X20		CASE ASSEMBLY 20692-10 (74063)		EA	1									
X20		CLAMP, SEAL 20880-1 (74063)		EA	1									
X20		CLAMP, SEAL 20881-1 (74063)		EA	1									
X20		CLAMP, SEAL 30881-2 (74063)		EA	1									
X20		COIL 15994-1 (74063)		EA	1									

(1) BAR CODE	(2) FEDERAL STOCK NUMBER	(3) DESCRIPTION REF. NUMBER & MFR. CODE	(4) USABLE ON CODE	(5) QTY INC IN UNIT	(6) 30-DAY OS MAINT ALLOWANCE			(7) 30-DAY OS MAINT ALLOWANCE			(8) 1-YR ALW PER 100 EQUIP CNTQV	(9) DEPOT MAINT ALW PER 100 EQUIP	(10) ILLUS- TRATION	
					(A)	(B)	(C)	(A)	(B)	(C)			(A)	(B)
					1-30	21-60	61-180	1-30	21-60	61-180			FIG. NO.	TYPM NO.
X20		CORE AND GUIDE PIN ASSEMBLY 15878-20 (74063)	EA	1										
X20		CORE STATOR 15894-1 (74063)	EA	1										
X20		GROMMET 52300007 (74063)	EA	1										
X20		INSULATION 21291-1 (74063)	EA	1										
X20		NUT, ADJUSTING 20673-1 (74063)	EA	1										
X20		NUT, LOCK 15902-1 (74063)	EA	1										
X20		PLATE, END 15891-1 (74063)	EA	1										
X20		PLATE, FACE 20889-1 (74063)	EA	1										
X20		RETAINING RING 90900081 (74063)	EA	2										
X20		ROLLER ASSEMBLY 15897-10 (74063)	EA	1										
X20		SCREW 51204391 (74063)	EA	6										
X20		SCREW 5120281 (74063)	EA	6										
X20		SEAL, CORE 30879-2 (74063)	EA	1										
X20		SHAFT, ROLLER 15890-1 (74063)	EA	1										
X20		TUBE, CORE GUIDE 20681-1 (74063)	EA	1										
X20		SCREW 21314-1 (74063)	EA	2									72	17
X20		WASHER, LOCK 91808050 (74063)	EA	2									72	18
X20		SPRING, RETURN 15964-1 (74063)	EA	3									72	19
X20		BRACKET ASSEMBLY, LATCH 20631-10 (74063)	EA	1									72	20
X20		BRACKET ASSEMBLY, MOVABLE CONTACT 20697-10 (74063)	EA	1									72	21
X20		SCREW 91208641 (74063)	EA	8									72	22
		GROUP 39-BASE ASSEMBLY												
X20		BASE ASSEMBLY 15990-10 (74063)	EA	1										
X20		PLATE, BASE 15935-1 (74063)	EA	2									73	1
X20		SCREW 91200040 (74063)	EA	8									73	2

(1) SNR CODE	(2) FEDERAL STOCK NUMBER	(3) DESCRIPTION REF. NUMBER & MFR. CODE	USABLE ON CODE	14 U N I T O P M E A S U R E S	(6) QTY INC IN UNIT	(8) 30-DAY DS MAINT ALLOWANCE			(7) 30-DAY DS MAINT ALLOWANCE			(9) 1-YR ALW PER 100 SQUP CMTGY	(10) DEPOT MAINT ALW PER 100 SQUP	(11) ILLU- STRATION		
						(A)	(B)	(C)	(A)	(B)	(C)			(A)	(B)	
						1-00	21-00	01-100	1-00	21-00	01-100			FIG. NO.	ITEM NO.	
X20		WASHER, BASE SPACE 7620-1 (74063)		EA	8									73	3	
X20		GASKET, BASE 15934-1 (74063)		EA	1									73	4	
X20		BUS BAR ASSEMBLY 15999-10 (74063)		EA	6									73	5	
X20		SCREW 51208261 (74063)		EA	6									73	6	
X20		WASHER, LOCK 51808021 (74063)		EA	6									73	7	
X20		NUT, LOCK, BUS BAR 16229-1 (74063)		EA	6									73	8	
X20		INSERT, BASE 12925-1 (74063)		EA	6									73	9	
X20		SCREW 51205291 (74063)		EA	4									73	10	
X20		BASE, MAIN 20611-1 (74063)		EA	1									73	11	
		GROUP 40-ELECTRICAL CONTROLS, PANELS AND INSTRUMENTS														
X2F		SCREW, MACHINE, TRUSS HEAD: ELECTRICAL CONTROLS INSTRUMENT PANEL MTG AN526-1032-10 (88044)		EA	3										74	1
X2F		WASHER, FLAT AN960-10L (88044)		EA	42										74	2
X2F		PANEL ASSEMBLY, MOUNTING 13207E3743-3 (99193)		EA	1										74	3
X20		LENS, INDICATOR LIGHTS 80-537 (72619)		EA	2										75	1
X20		LAMP, INCANDESCENT 6S61DS120V (24455)		EA	2										75	2
X20		NUT, KNURLED: SYNCHRONIZING LIGHT MTG, FRONT OF PANEL 228KNR (72619)		EA	1										75	3
X20		NUT, HEXAGON: SYNCHRONIZING LIGHT MTG, BACK OF PANEL 228HEX (72619)		EA	2										75	4
X20		WASHER, LOCK: SYNCHRONIZING LIGHT MTG, BACK OF PANEL 22L (72619)		EA	2										75	5
X20		PACKING, PREFORMED: SYNCHRONIZING LIGHT SEAL MS29513-22 (96906)		EA	2										75	6
X20		LIGHT ASSEMBLY, PRESS TO TEST INDICATOR: GREEN WITH DIMMER FEATURE, MAIN CB CLOSURE MS25331-3-313 (96906)		EA	1										75	7
X20		LIGHT ASSEMBLY, PRESS TO TEST INDICATOR: YELLOW, WITHOUT DIMMER FEATURE, HEATER AND COVER OVERVOLTAGE MS25331-9-313 (96906)		EA	2										75	7

(1) ZMR CODE	(2) FEDERAL STOCK NUMBER	(3) DESCRIPTION REF. NUMBER & MFR. CODE	(4) USABLE ON CODE	(5) QTY REQ IN UNIT	(6) 30-DAY DS MAINT ALLOWANCE			(7) 30-DAY OS MAINT ALLOWANCE			(8) 1-YR ALW PER 100 EQUIP CNTGY	(9) DEPOT MAINT ALW PER 100 EQUIP	(10) ILLUS- TRATION	
					(A)	(B)	(C)	(A)	(B)	(C)			(A)	(B)
					1-20	21-80	81-100	1-20	21-80	81-100			FIG. NO.	ITEM NO.
X20		LAMP, INCANDESCENT, SINGLE CONTACT: PRESS TO TEST LIGHT MS25213 (96906)	EA	1									75	8
X20		LAMP, INCANDESCENT, SINGLE CONTACT: PRESS TO TEST LIGHTS MS25231 (96906)	EA	1									75	8
X20		NUT, PLAIN, HEXAGON: 2-1/2 THREAD THICK, 5/8-24 UNEF BRASS, PUSH TO TEST LIGHT MTG, FRONT AND BACK OF PANEL MS25082B11 (96906)	EA	2									75	9
X20		WASHER, LOCK: PUSH TO TEST LIGHTS MTG, FRONT OF PANEL AN936A716S (88044)	EA	1									75	10
X20		WASHER, LOCK: PUSH TO TEST LIGHT MTG, FRONT OF PANEL AN936A716S (88044)	EA	1									75	10
X20		NUT, PLAIN, HEXAGON: 2-1/2 THREAD THICK, 5/8-23 UNEF, BRASS, PUSH TO TEST LIGHT MTG, FRONT AND BACK OF PANEL MS25213 (96906)	EA	2										
X20		PACKING, PREFORMED: VOLTAGE, HEATER AND MAIN CB CLOSURE LIGHT SEAL MS29513-16 (96906)	EA	3									75	11
P O	6115-014-5521	LIGHT B03202-1235 (72619)	EA	2	1	2	4	1	2	4	40	40		
X20		HANDLE: VOLT-AMP AND UNIT PARALLEL SELECTOR SWITCHES 8204-7Y (82121)	EA	2									76	1
X20		SCREW, MACHINE, TRUSS HEAD: NO. 10-32 NF, 1/2 IN. LG, RECESSED HEAD, CRES, VOLT-AMP SELECTOR AND UNIT-PARALLEL SELECTOR AN526C1024R8 (88044)	EA	8									76	2
P O	5930-015-0126	SWITCH: VOLT-AMP SELECTOR C10727A (82121)	EA	1	•	1	2	•	1	2	18	20	76	3
X20		SCREW: HANDLE MTG 10-24TAP (82121)	EA	1									76	4
P O	5930-757-6868	SWITCH: UNIT PARALLEL SELECTOR S1669CA (82121)	EA	1	•	1	2	•	1	2	18	20	76	5
X20		SCREW: HANDLE MTG 10-24TAP (82121)	EA	1										
X20		SWITCH, TOGGLE: LOCKS IN BOTH ON POSITIONS, LOCAL-REMOTE VOLTAGE SENSING MS29125-8 (96906)	EA	1									76	6
X20		WASHER, TOOTH: MTG TS10013 (83814)	EA	1									76	7
X20		WASHER, KEY: MTG TS10020 (83814)	EA	1									76	8
X20		SWITCH, TOGGLE: REMOTE-LOCAL CONTROL MS29127-8 (96906)	EA	1									76	9

(1) SNR CODE	(2) FEDERAL STOCK NUMBER	(3) DESCRIPTION REF. NUMBER & MFR. CODE	(4) USABLE ON CODE	(5) UNIT TO P E A S	(6) QTY INC IN UNIT	(8) 30-DAY QS MAINT ALLOWANCE			(7) 30-DAY QS MAINT ALLOWANCE			(9) 1-YR ALW PER 100 SQUP CATEV	(10) DEPOT MAINT ALW PER 100 SQUP	(11) ILLUS- TRATION	
						(A)	(B)	(C)	(A)	(B)	(C)			(A)	(B)
						1-00	21-00	01-100	1-00	21-00	01-100			PAL NO.	ITEM NO.
X20		NUT, HEXAGON: MTG TS10301 (83014)		EA	1									76	10
X20		WASHER, TOOTH: MTG TS10013 (83014)		EA	1										
X20		WASHER, KEY: MTG TS10020 (83014)		EA	1										
X20		SWITCH, TOGGLE: SINGLE POLE, ONE-HOLE MOUNTING: NO CENTER POSITION, HEATER ON-OFF, AND PANEL LIGHTS ON-OFF MS24523-23 (96906)		EA	2									76	11
X20		NUT, HEXAGON: MTG TS10301 (83014)		EA	1										
X20		WASHER, TOOTH: MTG TS10013 (83014)		EA	1										
X20		WASHER, KEY TS10020 (83014)		EA	1										
X20		SWITCH, TOGGLE: CENTER POSITION MOMENTARY OFF, OVER VOLT RESET MS24524-23 (96906)		EA	1									76	12
X20		NUT, HEXAGON: MTG TS10301 (83014)		EA	2										
X20		WASHER, TOOTH: MTG TS10013 (83014)		EA	1										
X20		WASHER, KEY TS10020 (83014)		EA	1										
P 0	9930-640-3947	SWITCH, TOGGLE: MAIN CIRCUIT BREAKER MS24524-27 (96906)		EA	1	0	1	2	0	1	2	10	20	76	13
X20		NUT, HEXAGON: MTG TS10301 (83014)		EA	1										
X20		WASHER, TOOTH: MTG TS10013 (83014)		EA	1										
X20		WASHER, KEY: MTG TS10020 (83014)		EA	1										
P 0	9925-769-3466	CIRCUIT BREAKER: BATTERY HEATER D7271-1-15 (82647)		EA	1	0	1	1	0	1	1	12	10	76	14
X20		NUT, HEXAGON: MTG MS25002-8 (96906)		EA	1										
X20		WASHER, TOOTH: MTG AM936A7165 (80044)		EA	1										
X20		WASHER, KEY: MTG MS25001-1 (96906)		EA	1										
X20		GUARD, SWITCH: PROTECTION BY-PASS SWITCH MS25224-1 (96906)		EA	1									76	15
X20		SWITCH, TOGGLE: NO CENTER POSITION, PROTECTION BY-PASS MS24524-23 (96906)		EA	1									76	16
X20		NUT, HEXAGON: MTG TS10301 (83014)		EA	1										
X20		WASHER, TOOTH: MTG TS10013 (83014)		EA	1										
X20		WASHER, KEY: MTG TS10020 (83014)		EA	1										

10 SBR CODE	08 FEDERAL STOCK NUMBER	03 DESCRIPTION REF. NUMBER & MFR. CODE	14 USABLE ON CODE	05 QTY REQ IN UNIT	06 30-DAY QS MANT ALLOWANCE			07 30-DAY QS MANT ALLOWANCE			09 1-YR ALW PER 100 EQUIP CENTSY	10 DEPOT MANT ALW PER 100 EQUIP	11 ILLUS- TRATION		
					(A)	(B)	(C)	(A)	(B)	(C)			(A)	(B)	
					1-00	21-00	01-100	1-00	21-00	01-100			PRE. NO.	ITEM NO.	
X20		NUT, PLAIN, HEXAGON: 2-1/2 THREAD THICK BRASS, 3/8-32 UNEF BRASS, VOLTAGE ADJUSTING RHEOSTAT, FREQUENCY ADJUSTING POTENTIOMETER MS2508207 (96906)		EA	2								76	17	
X20		WASHER, LOCK: FREQUENCY ADJUSTING POTENTIOMETER MS35333-93 (96906)		EA	1								76	18	
P O	9330-240-3036	PACKING, PREFORMED: FREQUENCY ADJUSTING POTENTIOMETER MS29513-12 (96906)		EA	1	1	1	3	1	1	3	32	90	76	19
X20		PACKING WITH RETAINER: TOGGLE SWITCHES AND CIRCUIT BREAKER MS25196-1 (96906)		EA	0								76	20	
X2F		PANEL ASSEMBLY, MOUNTING ELECTRICAL CONTROLS 13207E3744-1 (99193)		EA	1								77		
X20		SCREW, MACHINE: AMMETER MTG, FREQUENCY METER, VOLTAGE MTG AND WATTMETER MTG AN51506R12 (80044)		EA	12								77	1	
X20		WASHER, FLAT: AMMETER MTG SCREW, FREQUENCY METER MTG SCREW, VOLTMETER MTG SCREW AND WATTMETER MTG SCREW NAS620C6 (80205)		EA	12								77	2	
X20		WASHER, FLAT: AMMETER MTG SCREW, FREQUENCY METER MTG SCREW, VOLTMETER MTG SCREW, AND WATTMETER MTG SCREW AN960C6L (80044)		EA	12								77	3	
X20		NUT, SELF-LOCKING, HEXAGON: AMMETER MTG SCREW, FREQUENCY METER MTG SCREW, VOLTMETER MTG SCREW		EA	12								77	4	
P O	6625-014-0191	AMMETER 13206E4599-1 (99193)		EA	1	0	1	1	0	1	1	12	19	77	5
P O	6625-015-0192	VOLTMETER MTG SCREW 13206E4590-1 (99193)		EA	1	0	1	2	0	1	2	18	20	77	6
P O	6115-014-5516	METER SET 13207E3043-1 (99193)		EA	1	0	1	1	0	1	1	12	10	77	7
P O	6625-041-4995	WATTMETER: 0 TO 60 KW RED LINE VALVE, 0 TO 75 KW FULL SCALE 13207E3033-2 (99193)		EA	1	0	1	2	0	1	2	18	20	77	8
X2F		RESISTOR, VARIABLE MS91420 (96906)		EA	1								77	9	
X2F		RESISTOR, VARIABLE WIRE-WOUND: SLOTTED SHAFT, 7/8 IN. LG, 3500 OHM, FREQUENCY ADJUSTING POTENTIOMETER MS35047 (96906)		EA	1								77	10	
X2F		RIVET, SOLID MS20426AD4-7 (96906)		EA	11								77	11	
X2F		HINGE ASSEMBLY, ELECTRICAL CONTROLS MOUNTING PANEL 13207E3744-5 (99193)		EA	1								77	12	

(1) DMM CODE	(2) FEDERAL STOCK NUMBER	(3) DESCRIPTION REF. NUMBER & MFR. CODE	(4) UNIT OF MEAS URE	(5) QTY INC IN UNIT	(6) 30-DAY DS MAINT ALLOWANCE			(7) 30-DAY DS MAINT ALLOWANCE			(8) 1-YR ALW PER 100 EQUIP CNTGY	(9) DEPOT MAINT ALW PER 100 EQUIP	(10) ILLUS- TRATION	
					(A)	(B)	(C)	(A)	(B)	(C)			(A)	(B)
					1-30	21-60	61-100	1-30	21-60	61-100			FIG. NO.	ITEM NO.
X2F		RETAINER 13207E3809-21 (99193)	EA	1								77	13	
X2F		SEAL: ELECTRICAL CONTROL MTG PANEL, BOTTOM 13207E3744-27 (99193)	EA	1								77	14	
X2F		RIVET, SOLID MS20426AD4-6 (96906)	EA	24								77	15	
X2F		RETAINER 13207E3809-19 (99193)	EA	2								77	16	
X2F		SEAL: ELECTRICAL CONTROLS MTG PANEL, TOP 13207E3744-21 (99193)	EA	1								77	17	
X2F		PIN: CONTROLS MTG PANEL LATCHING STUD 99836 (76530)	EA	2								77	18	
X2F		STUD: ELECTRICAL CONTROLS MTG PANEL LATCHING 98292-10-1-050 (76530)	EA	2								77	19	
X20		BOLT, MACHINE: HARNESS ASSY CLAMP MTG TO 13207E3744-35 BRACKET AN3-5A (88044)	EA	2										
X20		CLAMP, LOOP: HARNESS ASSY MTG TO 13207E3744-35 BRACKET MS21919DG12 (96906)	EA	2										
X20		CLAMP, LOOP TA1718D12X (84971)	EA	2										
X20		NUT, SELF-LOCKING, HEXAGON: CLAMP MTG TO 13207E3744-35 BRACKET MS21044N3 (96906)	EA	2										
X20		TAPE: 33, WARNING TAG ATTACHING TO REMOTE-LOCAL CONTROL SWITCH 00000000 (00000)	EA	V										
X20		WASHER, FLAT: HARNESS ASSEMBLY, CLAMP MTG TO 13207E3744-35 BRACKET AN960-10L (88044)	EA	4										
X2F		SCREW, MACHINE: SYNCHRONIZING LIGHT RESISTOR MTG AN526-832R8 (88044)	EA	8								77	20	
X20		NUT, SELF-LOCKING, HEXAGON: SYNCHRONIZING, RESISTOR MTG SCREW MS21044N08 (96906)	EA	8								77	21	
P F	5905-015-0054	RESISTOR: SYNCHRONIZING LIGHTS, 9000 OHM RM10-5K (91637)	EA	2	1	1	2	1	1	2	24	20	77	22
P F	5905-015-0053	RESISTORS: SYNCHRONIZING LIGHTS, 2500 OHM RM10-2-5K (91637)	EA	2	1	1	2	1	1	2	24	20	77	23
P O	5330-248-3036	PACKING, PREFORMED: ADJUSTING RHEOSTAT MS29513-12 (96906)	EA	1									77	24
X20		WASHER, LOCK: VOLTAGE ADJUSTING RHEOSTAT MTG NUT MS35333-93 (96906)	EA	1									77	25

(1) SNR CODE	(2) FEDERAL STOCK NUMBER	(3) DESCRIPTION REF. NUMBER & MFR. CODE	(4) USABLE ON CODE	(5) QTY INC IN UNIT	(6) 30-DAY QS MAINT ALLOWANCE			(7) 30-DAY QS MAINT ALLOWANCE			(8) 1-YR ALW PER 100 EQUIP CNTGY	(9) DEPOT MAINT ALW PER 100 EQUIP	(10) ILLUS- TRATION	
					(A)	(B)	(C)	(A)	(B)	(C)			(A)	(B)
					1-20	21-80	81-100	1-20	21-80	81-100			FIG. NO.	ITEM NO.
		GROUP 41-ELECTRICAL EQUIPMENT RACK												
X2F		NUT, SELF-LOCKING, HEXAGON: J3 CONNECTOR RECEPTACLE MTG MS21044N06 (96906)		EA 4									78	1
X2F		WASHER, FLAT: J3 CONNECTOR RECEPTACLE MTG NUT AN960-6L (88044)		EA 4									78	2
X2F		SCREW, MACHINE, TRUSS HEAD: CONNECTOR RECEPTACLE J3 MTG AN526-632-8 (88044)		EA 4									78	3
X2F		NUT, SELF-LOCKING, HEXAGON: J1 CONNECTOR RECEPTACLE MTG MS21044N08 (96906)		EA 4									78	4
X2F		SCREW, MACHINE, TRUSS HEAD: CONNECTOR RECEPTACLE J1 MOUNTING AN526-832-12 (88044)		EA 4									78	5
X2F		SCREW, MACHINE, TRUSS HEAD: RESISTOR BOARD MTG AN526-1032-8 (88044)		EA 1									78	6
X2F		WASHER, FLAT: HARNESS CLAMP IN ENGINE CONTROL PANEL AND ELECTRIC CONTROL INSTRUMENT PANEL MOUNTING AN960-10L (88044)		EA 4									78	7
X2F		WASHER, FLAT: CONNECTOR RECEPTACLE J1 MTG SCREW AN960-10L (88044)		EA 4									78	7
X2F		CLAMP, LOOP TAL718D14X (84971)		EA 1									78	8
X2F		WASHER, FLAT: RESISTOR BOARD MTG SCREW AN960-10L (88044)		EA 1									78	9
X2F		RACK ASSEMBLY, EQUIPMENT: GENERATOR SET, ENCLOSED 13207E3764-3 (99193)		EA 1									78	10
X2F		CLAMP, LOOP: HARNESS MTG TO RACK, BOTH BOTTOM AND UPPER RIGHT MS219190612 (96906)		EA 3									78	11
X2F		CLAMP, LOOP: HARNESS MTG, CENTER OF RACK AND L. H. END MS21919066 (96906)		EA 2									78	12
X2F		CLAMP, LOOP TAL71806X (84971)		EA 2									78	12
X2F		CLAMP, LOOP: HARNESS MTG TO RACK, UPPER LEFT MS219190614 (96906)		EA 1										
X2F		NUT, PLAIN, HEXAGON: REACTIVE VOLTAGE DROOP RHEOSTAT MOUNTING MS2908287 (96906)		EA 1									79	1
X2F		WASHER, LOCK: RHEOSTAT MTG NUT, REAL VOLTAGE DROOP MS35333-93 (96906)		EA 1									79	2

(11) SNR CODE	(12) FEDERAL STOCK NUMBER	(13) DESCRIPTION REF. NUMBER & MFR. CODE	(14) USABLE ON CODE	(15) QTY INC BY UNIT	(16) 30-DAY QS MAINT ALLOWANCE			(17) 30-DAY QS MAINT ALLOWANCE			(18) 1-YR ALW PER 100 SQUP CHTGY	(19) DEPOT MAINT ALW PER 100 SQUP	(20) ILLUS- TRATION	
					(A)	(B)	(C)	(A)	(B)	(C)			(A)	(B)
					1-30	21-30	31-100	1-30	21-30	31-100			FIG. NO.	ITEM NO.
X2F		RESISTOR, VARIABLE: WIRE WOUND, POWER TYPE, STYLE RP16, 25 WATTS, 50 PLUS OR MINUS 5 OHMS, TYPE RP16-1-7B500-KK, REAL VOLTAGE DROOP MS91430-500KK (96906)	EA	1									79	3
X2F		NUT, PLAIN, HEXAGON: FREQUENCY DROOP RHEOSTAT MTG MS25082B7 (96906)	EA	1									79	4
X2F		WASHER, LOCK: RHEOSTAT MTG NUT, REACTIVE VOLTAGE DROOP MS35333-93 (96906)	EA	1									79	5
X2F		RESISTOR, VARIABLE MS91428 (96906)	EA	1									79	6
X2F		WASHER, LOCK: RHEOSTAT MTG NUT, FREQUENCY DROOP MS35333-93 (96906)	EA	1									79	7
X2F		RESISTOR, VARIABLE: WIRE WOUND, POWER TYPE, STYLE RP16, 25 WATTS 25 PLUS OR MINUS, 2.5 OHMS, TYPE RP16-1-UB250-KK MS91430-250KK (96906)	EA	1									79	8
X2F		NUT, SELF-LOCKING, HEXAGON: RELAY MTG K2 AND K9, K8 AND K16, K4 AND K5, K3 AND K12 MS21044N3 (96906)	EA	8									79	9
X2D		WASHER, FLAT: K14 RELAY MTG SCREW AN960-10L (88044)	EA	4									79	10
X2F		SCREW, MACHINE: RELAY MTG, K12 AND K3 AN526-1032-9 (88044)	EA	2									79	11
P F	5945-015-0069	RELAY: K2 AND K9 64-662 (96261)	EA	2	1	1	2	1	1	2	24	20	79	12
X2D		WASHER, FLAT: K10 MTG SCREW AN960-10L (88044)	EA	4									79	13
X2F		SCREW, MACHINE: RELAY MTG, K2 AND K9 AN526-1032-9 (88044)	EA	2									79	14
X2F		SCREW, MACHINE: RELAY MTG, K4 AND K5 AN526-1032-9 (88044)	EA	2									79	14
P F	5945-954-3050	RELAY: K16, K5, K4 AND K3 9220-4510 (00614)	EA	4	1	2	4	1	2	4	48	40	79	15
X2D		WASHER, FLAT: K2 AND K9, K3 AND K16, K4 AND K5, K3 AND K12 MTG SCREWS AN960-10L (88044)	EA	16									79	16
X2D		WASHER, FLAT: K11 MTG SCREW AN960-10L (88044)	EA	4									79	16
X2F		SCREW, MACHINE: RELAY MTG, K8 AND K16 AN526-1032-9 (88044)	EA	2									79	17
X2F		NUT, SELF-LOCKING: RELAY K7 MTG MS21044N06 (96906)	EA	2									79	18
X2F		WASHER, FLAT: K7 RELAY MTG NUT AN960-6L (88044)	EA	2									79	19

16 SMR CODE	17 FEDERAL STOCK NUMBER	18 DESCRIPTION REF. NUMBER & MFR. CODE	19 USABLE ON CODE	20 QTY INC IN UNIT	21 30-DAY QS MANT ALLOWANCE			22 30-DAY QS MANT ALLOWANCE			23 1-YR ALN PER 100 GOLP GNTBY	24 30-DAY MANT ALN PER 100 GOLP	25 ILLUS- TRATION	
					(A)	(B)	(C)	(A)	(B)	(C)			(A)	(B)
					1-00	21-00	31-00	1-00	21-00	31-00			PH.	ITEM
													NO.	NO.
P F	5945-034-0210	RELAY, ARMATURE 9224-4461 (00614)	EA	1	0	1	1	0	1	1	12	10	79	20
X2F		NUT, SELF-LOCKING: RELAY K15 MTG MS21044N04 (96906)	EA	2									79	21
X2F		WASHER, FLAT: K15 RELAY MTG NUT AN960-4L (88044)	EA	2									79	22
P F	5945-914-2690	RELAY: K15 PM5470 (77342)	EA	1	0	1	1	0	1	1	12	10	79	23
X2F		SCREW, MACHINE: K10 MTG AN526-1032-8 (88044)	EA	4									79	24
P F	5945-015-0071	RELAY, SOLENOID AVR83486 (74063)	EA	1	0	1	1	0	1	1	12	10	79	25
X2F		SCREW, MACHINE: K11 MTG AN526-1032-8 (88044)	EA	4									79	26
P F	5945-015-0073	RELAY, ARMATURE TD800-15 (74063)	EA	1	0	1	1	0	1	1	12	10	79	27
X2F		RACK ASSEMBLY, ELECTRICAL COMPONENTS, GENERATOR SET ENCLOSED 13207E4763-2 (99193)	EA	1									79	28
X2F		SCREW, MACHINE, TRUSS HEAD: THERMAL WATT CONVERTER MTG AN526-1832-8 (88044)	EA	4									79	29
X2F		WASHER, FLAT: THERMAL WATT CONVERTER MTG SCREW AN960-10L (88044)	EA	4									79	30
X2F		CONVERTER: 40 KW, 0.8 PF RATED LOAD MAX. LOAD 75 KW 13206E4533-2 (99193)	EA	1									79	31
X2F		NUT, SELF-LOCKING, HEXAGON: THERMAL BOARD MTG MS21044N04 (96906)	EA	4									79	32
X2F		WASHER, FLAT: TERMINAL BOARD MTG SCREW AN960-4L (88044)	EA	4									79	33
X2F		SCREW, MACHINE, ROUND HEAD: TERMINAL BOARD MTG AN515-4-7 (88044)	EA	4									79	34
X2F		TERMINAL BOARD, ELECTRICAL: 6 STUDS, TB1 AND TB2 MS29123-1-6 (96906)	EA	2									79	35
X2F		WASHER, LOCK: TERMINAL BOARD TERMINAL MTG SCREW MS35337-100 (96906)	EA	12									79	36
X2F		WASHER, FLAT: TERMINAL BOARD TERMINAL MTG SCREW AN961-10 (88044)	EA	12									79	37
X2F		CHANNEL: RACK ASSY KM11 (75345)	EA	V									79	38
X2F		NUT, PLAIN, HEXAGON, NONSTRUCTURAL, COARSE THREAD: NO. 6-32 NC, BRASS TERMINAL BOARD TERMINAL MTG AN35086 (88044)	EA	12									79	39
X2F		LINK, TERMINAL CONNECTING MS29226-2-3 (96906)	EA	1									79	40

(1) SBR CODE	(2) FEDERAL STOCK NUMBER	(3) DESCRIPTION REF. NUMBER & MFR. CODE	(4) USABLE ON CODE	(5) QTY INC IN UNIT	(6) 30-DAY DB MAINT ALLOWANCE			(7) 30-DAY OS MAINT ALLOWANCE			(8) 1-YR ALW PER 100 SQUP CHTY	(9) DEPOT MAINT ALW PER 100 SQUP	(10) ILLUS- TRATION	
					(A)	(B)	(C)	(A)	(B)	(C)			(A)	(B)
					1-30	21-60	61-100	1-30	21-60	61-100			FIG. NO.	ITEM NO.
X2F		LINK, TERMINAL CONNECTING MS25226-2-2 (96906)	EA	1									79	41
X2F		BRACE ASSEMBLY: GENERATOR SET ELECTRICAL COMPONENT RACK ASSEMBLY 13207E3763-25 (99193)	EA	1										
X1		WASHER, FLAT AN960-10L (88044)	EA	9									80	1
X1		SUPPORT: ELECTRICAL COMPONENT RACK TRAY ASSEMBLY 13207E3763-15 (99193)	EA	1									80	2
X1		WASHER, FLAT: BRACE ATTACHING SCREW AN960-10L (88044)	EA	6									80	3
X1		WASHER, FLAT: BRACE ATTACHING SCREW AN960-10L (88044)	EA	6									80	4
X1		TRAY: ELECTRICAL COMPONENT RACK 13207E3763-11 (99193)	EA	1									80	5
X2F		RIVET, SOLID: NUTPLATE MTG MS20426AD3-5 (96906)	EA	4									80	6
X2F		NUT, SELF-LOCKING, PLATE: ELECTRICAL COMPONENT MTG NAS1031A3 (80205)	EA	2									80	7
X2F		BRACE: ELECTRICAL COMPONENT RACK 13207E3763-13 (99193)	EA	1									80	8
X2F		SCREW, MACHINE, FLAT HEAD: FRAME TO TRAY MTG AN507C1032-8 (88044)	EA	3									80	9
X2F		SCREW, MACHINE, TRUSS HEAD: ATTACHING BRACE ASSEMBLY EXCEPT AT LOWER CORNERS AN526-1032-9 (88044)	EA	4									80	10
X2F		RIVET, SOLID: NUTPLATE MTG MS20426AD3-5 (96906)	EA	36									80	11
X1		RIVET, SOLID: 13207E3763-21 ANGLE MOUNTING MS20470AD4-6 (96906)	EA	2									80	12
X1		NUT, SELF-LOCKING, PLATE: CENTER AND BOTTOM CENTER OF TRAY ASSEMBLY NAS1031A08 (80205)	EA	2									88	13
X1		NUT, SELF-LOCKING, PLATE: TOP AND BOTTOM TRAY MTG, BRACKET AND SUPPORT MTG NAS1031A3 (80205)	EA	16									88	14
X2F		SCREW: MACHINE, TRUSS HEAD: ATTACHING ANGLE TO BRACE ASSEMBLY AN526-1032-10 (88044)	EA	2									80	15
X2F		RIVET, SOLID: ANGLE NUTPLATE MTG MS20436AD3-5 (96906)	EA	4									80	16
X2F		NUT, SELF-LOCKING, PLATE: 23 ANGLE NUTPLATE NAS1031A3 (80205)	EA	2									80	17

(1) SNR CODE	(2) FEDERAL STOCK NUMBER	(3) DESCRIPTION REF. NUMBER & MFR. CODE	(4) USABLE OR CODE	(5) U N I T O F M E A S U R E	(6) QTY INC OR UNIT	(8) 30-DAY QS MAINT ALLOWANCE			(7) 30-DAY QS MAINT ALLOWANCE			(9) 1-YR ALW PER 100 EQUIP ONTGY	(10) DEPOT MAINT ALW PER 100 EQUIP	(11) ILLUSTRATION	
						(A)	(B)	(C)	(A)	(B)	(C)			(A)	(B)
						1-30	21-30	31-100	1-30	21-30	31-100			FIG. NO.	ITEM NO.
X2F		NUT, SELF-LOCKING, PLATE NAS1031A3 (80205)		EA	17									80	18
X2F		RIVET, SOLID: FRAME NUTPLATE RTG MS20426AD3-5 (96906)		EA	34									80	19
X2F		FRAME ASSEMBLY: ENCLOSED GENERATOR SET ELECTRICAL COMPONENT RACK ASSEMBLY 13207E3763-31 (99193)		EA	1									80	20
X1		ANGLE: ELECTRICAL COMPONENT RACK TRAY ASSEMBLY 13207E3763-17 (99193)		EA	1									80	21
X1		ANGLE: ELECTRICAL COMPONENT RACK TRAY ASSEMBLY 13207E3763-19 (99193)		EA	1									80	22
X1		BRACKET, ANGLE: COMPONENT RACK TRAY ASSEMBLY 13207E3763-21 (99193)		EA	1									80	23
X2F		TRAY ASSEMBLY: ENCLOSED GENERATOR SET ELECTRICAL COMPONENT RACK ASSEMBLY 13207E3763-5 (99193)		EA	1										
X1		INSULATION, SLEEVING: 0.100 IN. LG, 1.00 IN. LG, USED WITH NO. 18 WIRE, DC CUBICLE UNPROTECTED HARNESS		EA	4										
X1		WIRE: DC CUBICLE UNPROTECTED HARNESS, WIRE NO. P106A18 FROM K3-A1 TO J3-P, 8 IN. LG, NO. 18 RED INSULATED EAL110038X8 (19728)		EA	1										
X1		WIRE: DC CUBICLE UNPROTECTED HARNESS, WIRE NO. P31E12 FROM T81 TO J3-2, 24 IN. LG NO. 12 RED INSULATED EAL110041X24 (19728)		EA	1										
X1		WIRE: DC CUBICLE UNPROTECTED HARNESS, WIRE NO. P31S12 FROM T81-1 TO CB2-2, 25 IN. LG, NO. 12 RED INSULATED EAL110041X25 (19728)		EA	1										
X1		WIRE: DC CUBICLE UNPROTECTED HARNESS, WIRE NO. P31G18 FROM T81-1 TO K8-D1, 20 IN. LG, NO. 18 RED INSULATED EAL110038X20 (19728)		EA	1										
X1		WIRE: DC CUBICLE UNPROTECTED HARNESS, WIRE NO. P31H18, FROM T81-1 TO K3-A2, 26 IN. LG, NO. 18 RED INSULATED EAL110038X26 (19728)		EA	1										
X1		WIRE: DC CUBICLE PROTECTED HARNESS, WIRE NO. P10A18 FROM S9-4 TO K8-C3, 47 IN. LG, NO. 18 RED INSULATED EAL110038X47 (19728)		EA	1										

(1) SMR CODE	(2) FEDERAL STOCK NUMBER	(3) DESCRIPTION REF. NUMBER & MFR. CODE	(4) USABLE ON CODE	(5) QTY INC IN UNIT	(6) 30-DAY QS MAINT ALLOWANCE			(7) 30-DAY QS MAINT ALLOWANCE			(8) 1-YR ALW PER 100 GROUP CNTY	(9) ESPT MAINT ALW PER 100 GROUP	(10) ILLUS- TRATION	
					(A)	(B)	(C)	(A)	(B)	(C)			(A)	(B)
					1-00	21-00	01-100	1-00	21-00	01-100			FILE NO.	ITEM NO.
X1		WIRE: DC CUBICLE PROTECTED HARNESS, 4 IN. LG. NO. 12 RED INSULATED EAL110041X4 (19720)	EA	1										
X1		WIRE: DC CUBICLE PROTECTED HARNESS WIRE NO. M40A10 FROM K15-4 TO K9-2 AND WIRE NO. M43A10 FROM K15-3 TO K9-1, 6.5 IN. LG. NO. 10 RED INSULATED EAL110030X7 (19720)	EA	2										
X1		WIRE: DC CUBICLE PROTECTED HARNESS, WIRE NO. M40B12 FROM S0-3 TO K9-2 49 IN. LG. NO. 12 RED INSULATED EAL110041X49 (19720)	EA	1										
X1		WIRE: DC CUBICLE PROTECTED HARNESS, WIRE NO. K24A10 FROM K4-B3 TO J3-N, WIRE NO. L2AK10M FROM DS4-1 TO DS6-1, WIRE NO. L4M10 FROM DS4-3 TO DS6-3, WIRE NO. K102A10 FROM K3-D1 TO J3-N AND WIRE NO. M4C10 FROM C02-1 TO J3-0, 10 IN. LG. NO. 10 RED INSULATED EAL110030X10 (19720)	EA	5										
X1		WIRE: DC CUBICLE PROTECTED HARNESS, WIRE NO. K9L10 FROM K2-4 TO K3-D2, WIRE NO. P11E10 FROM T02-5 TO J3-L, WIRE NO. K17D10 FROM T02-6 TO J3-K, AND WIRE NO. P29A10 FROM K3-D2 TO K0-C2, 14 IN. LG. NO. 10 RED INSULATED EAL110030X14 (19720)	EA	4										
X1		WIRE: DC CUBICLE PROTECTED HARNESS, WIRE NO. L2AM10M FROM T02-3 TO DS9-1, 27 IN. LG. NO. 10 RED INSULATED EAL110030X27 (19720)	EA	1										
X1		WIRE: DC CUBICLE PROTECTED HARNESS, WIRE NO. L2AJ10M, FROM DS9-1 TO DS4-11, 11 IN. LG. NO. 10 RED INSULATED EAL110030X11 (19720)	EA	1										
X1		WIRE: DC CUBICLE PROTECTED HARNESS, WIRE NO. L26A10 FROM DS4-2 TO J3-0, 34 IN. LG. NO. 10 RED INSULATED EAL110030X34 (19720)	EA	1										
X1		WIRE: DC CUBICLE PROTECTED HARNESS, WIRE NO. L3A10 FROM S1-3 TO J3-T 31 IN. LG. NO. 10 RED INSULATED EAL110030X31 (19720)	EA	1										
X1		WASHER, FLAT: ANGLE MTG SCREW 13207E3763-19 (97403)	EA	3										
X1		WASHER, FLAT: SUPPORT MTG SCREW 13207E3763-15 (97403)	EA	4										

QTY	INC IN UNIT	DESCRIPTION	USABLE ON CODE	UNITS	30-DAY BS MAINT ALLOWANCE			30-DAY BS MAINT ALLOWANCE			1-YR ALW PER 100 EQUIP CMTY	DEPOT MAINT ALW PER 100 EQUIP	ILLUSTRATION		
					(A)	(B)	(C)	(A)	(B)	(C)			(A)	(B)	
					1-30	31-60	61-100	1-30	31-60	61-100			FIG. NO.	ITEM NO.	
X1		WASHER, FLAT: BRACKET MTG SCREW 13207E3763-17 (97403)		EA	2										
X2F		SCREW, MACHINE, TRUSS HEAD: WIRING HARNESS CLAMP MTG AN526-1032-8 (88044)		EA	2										
X2F		WASHER, FLAT: WIRING HARNESS CLAMPS AN960-10L (88044)		EA	2										
X2F		HARNESS ASSEMBLY, BRANCHED, AC CUBICLE 13207E3791-1 (99193)		EA	1										
X2F		WIRE: AN18X12, AC CUBICLE BRANCHED WIRING HARNESS WIRE NO. X90810C FROM R3-1 TO S12-3, AND WIRE NO. V95A10 FROM S3-7 TO R1, 12 IN. LG MILW5086TYPE2 (81349)		FT	2										
X2F		WIRE: AN18X13, AC BRANCHED WIRING HARNESS, WIRE NO. V98A10, FROM S3-10 TO R1CCW, 13 IN. LG MILW5086TYPE2 (81349)		FT	1										
X1		SCREW, MACHINE, TRUSS HEAD: NO. 10-32 NF, 9/16 IN. LG MS20470AD4-6 (96906)		EA	2										
X1		SCREW, MACHINE, TRUSS HEAD: NO. 10-32 NF, 9/16 IN. LG, ANGLE MTG 13207E3763-19 (97403)		EA	3										
X1		SCREW, MACHINE, TRUSS HEAD: NO. 10-32 NF, 9/16 IN. LG, SUPPORT MTG 13207E3763-15 (97403)		EA	4										
X1		SCREW, MACHINE, TRUSS HEAD: NO. 20-32 NF, 9/16 IN. LG, BRACKET MTG 13207E3763-17 (97403)		EA	2										
X2F		BRACKET, ANGLE: ENCLOSED GENERATOR SET ELECTRICAL COMPONENT RACK ASSEMBLY, LOWER CORNERS MTG 13207E3763-23 (99193)		EA	2									80	24
P F	5945-842-0016	RELAY, ARMATURE 9224-4120 (35334)		EA	2	1	1	2	1	1	2	24	20		
X2F		SCREW, MACHINE: STARTER RELAY, MTG, OUTBOARD AN526-1032-14 (88044)		EA	1										
X2F		SCREW, MACHINE: RELAY MTG, K14 AN526-1032-9 (88044)		EA	4										
P F	5310-167-0812	WASHER, FLAT: FIREWALL MTG SCREW AN960C10L (88044)		EA	22										
P F	5310-531-9515	WASHER, FLAT: OIL TANK VENT FLANGE MTG AN960C416 (88044)		EA	2	*	*	*	*	*	*	1	*		
P O	9306-150-9221	BOLT, MACHINE: PRESSURE SWITCH AND SOLENOID VALVE MTG AN3-3A (88044)		EA	5										

(1) SBR CODE	(2) FEDERAL STOCK NUMBER	(3) DESCRIPTION REF. NUMBER & MFR. CODE	(4) USABLE ON CODE	(5) QTY INC IN UNIT	(6) 30-DAY DS MAINT ALLOWANCE			(7) 30-DAY DS MAINT ALLOWANCE			(8) 1-YR ALW PER YOB EQUIP CNTGY	(9) DEPOT MAINT ALW PER YOB EQUIP	(10) ILLUS- TRATION	
					(A)	(B)	(C)	(A)	(B)	(C)			(A)	(B)
					1-30	21-60	61-100	1-30	21-60	61-100			FIG. NO.	ITEM NO.
		GROUP 42-MAIN CIRCUIT BREAKER												
P FT	5925-015-0057	CIRCUIT BREAKER: MAIN (CB3) 8155F (74063)	EA	1	*	1	1	*	1	1	12	10		
X2D		NUT, SPACER 13564-2 (74063)	EA	4									81	1
X2D		PLATE, BASE COVER 16040-1 (74063)	EA	1									81	2
X2D		NUT 50407161 (74063)	EA	6									81	3
X2D		WASHER, FLAT 51704161 (74063)	EA	6									81	4
P O	6115-014-5657	KIT, OVERHAUL KO-038 (74063)	EA	1								90		
X2D		PLATE, BASE COVER 16040-2 (74063)	EA	1									81	5
X2D		PLATE, NAME 12366-1 (74063)	EA	1									81	6
X2D		NUT, CORE 5760 (74063)	EA	7									81	7
X2F		AUXILIARY CONTACT ASSEMBLY 20648-10 (74063)	EA	1									81	8
X2D		BLADE, AUXILIARY CONTACT 15182-3 (74063)	EA	7										
X2D		BLADE, AUXILIARY CONTACT 15182-4 (74063)	EA	4										
X2D		BLADE, BACKUP 15183-1 (74063)	EA	11										
X2D		BLADE ASSEMBLY 15245-10 (74063)	EA	1										
X2D		BLADE ASSEMBLY 15245-20 (74063)	EA	6										
X2D		BLADE ASSEMBLY 15246-10 (74063)	EA	4										
X2D		BLADE ASSEMBLY 15246-20 (74063)	EA	7										
X2D		BRACKET, AUXILIARY CONTACT 20620-1 (74063)	EA	1										
X2D		BRACKET, AUXILIARY CONTACT 20627-1 (74063)	EA	1										
X2D		COMBINATION AUXILIARY LIFT 15981-1 (74063)	EA	1										
X2D		COMBINATION AUXILIARY LIFT 15982-1 (74063)	EA	1										
X2D		WASHER, LOCK 51804031 (74063)	EA	4										
X2D		WASHER, LOCK 51808011 (74063)	EA	4										
X2D		NUT 50408011 (74063)	EA	4										
X2D		NUT 50506031 (74063)	EA	4										

(1) SMR CODE	(2) FEDERAL STOCK NUMBER	(3) DESCRIPTION REF. NUMBER & MFR. CODE	(4) USABLE ON CODE	(5) UNIT OF MEAS	(6) QTY INC IN UNIT	(8) 30-DAY OS MAINT ALLOWANCE			(7) 30-DAY OS MAINT ALLOWANCE			(8) 1-YR ALW PER 100 EQUIP CNTGY	(9) DEPOT MAINT ALW PER 100 EQUIP	(10) ILLUS- TRATION		
						(A)	(B)	(C)	(A)	(B)	(C)			(A)	(B)	
						1-20	21-80	81-100	1-20	21-80	81-100			FIG NO.	ITEM NO.	
X20		PILEUP INSULATOR 13419-2 (74063)		EA	22											
X20		SCREW 51208541 (74063)		EA	4											
X20		SCREW ASSEMBLY 20693-10 (74063)		EA	2											
X20		SCREW, SPRING GUIDE 20629-1 (74063)		EA	2											
X20		SPRING, AUXILIARY CONTACT SUPPORT 13184-1 (74063)		EA	4											
X20		TUBING 51615014 (74063)		EA	4											
X20		TUBING 51615032 (74063)		EA	4											
X20		BRACKET, SWITCH MOUNTING 20628-1 (74063)		EA	1									81	9	
X20		GASKET, ARC SHIELD 05950-1 (74063)		EA	1									81	10	
X20		COVER ASSEMBLY 20610-10 (74063)		EA	1									81	11	
X20		WASHER, LOCK 51810011 (74063)		EA	4									81	12	
X20		CONNECTOR ASSEMBLY 21310-10 (74063)		EA	1									81	13	
X20		WASHER, LOCK 51802011 (74063)		EA	2									81	14	
X20		INSULATION 14580-2 (74063)		EA	1									81	15	
X20		WASHER, LOCK 51804021 (74063)		EA	2									81	16	
X20		WASHER, LOCK 51806031 (74063)		EA	2									81	17	
X20		CORE, MOVABLE 20617-1 (74063)		EA	1									81	18	
X20		WASHER, LOCK 51808011 (74063)		EA	1									81	19	
X20		MOTOR AND BRACKET ASSEMBLY 31307-10 (74063)		EA	1									81	20	
X20		STABILIZER 17267-10 (74063)		EA	1									81	21	
X20		NUT 50409071 (74063)		EA	1									81	22	
X20		WASHER, LOCK 51808011 (74063)		EA	1									81	23	
X20		INSERT 20884-1 (74063)		EA	1									81	24	
X20		BRACKET 20624-1 (74063)		EA	1									81	25	
X20		RECTIFIER AND PLATE ASSEMBLY 21311-10 (74063)		EA	1									81	26	
X20		SCREW 51208231 (74063)		EA	10									81	27	

(1) DNR CODE	(2) FEDERAL STOCK NUMBER	(3) DESCRIPTION REF. NUMBER & MFR. CODE	(4) USABLE ON CODE	(5) QTY INC IN UNIT	(6) 30-DAY DS MAINT ALLOWANCE			(7) 30-DAY OS MAINT ALLOWANCE			(8) 1-YR ALW PER 100 EQUIP CNTD	(9) DEPOT MAINT ALW PER 100 EQUIP	(10) ILLUS- TRATION	
					(A)	(B)	(C)	(A)	(B)	(C)			(A)	(B)
					1-30	21-30	31-100	1-30	21-30	31-100			FIG. NO.	ITEM NO.
X20		SHIELD, ARC 15949-1 (74063)	EA	1								81	28	
X20		SCREW 51206731 (74063)	EA	6								81	29	
X20		SCREW 51208341 (74063)	EA	8								81	30	
X20		SCREW 51216141 (74063)	EA	6								81	31	
X20		SPRING, RETURN 20640-1 (74063)	EA	2								81	32	
X20		SWITCH, MINATURE 50301014 (74063)	EA	1								81	33	
X20		SCREW, MICROSWITCH 14895-2 (74063)	EA	2								81	34	
X20		SCREW 51204360 (74063)	EA	2								81	35	
X20		SCREW 51206581 (74063)	EA	2								81	36	
X20		TRIP ASSEMBLY, MOTOR 15992-10 (74063)	EA	1								81	37	
X20		SHIELD, TERMINAL 14428-3 (74063)	EA	2								81	38	
X20		SCREW, NYLOCK 15784-1 (74063)	EA	4								81	39	
X20		TAPE, BASE, SEALING 15951-1 (74063)	EA	1								81	40	
X20		TUBING 15382-1 (74063)	EA	18								81	41	
X20		TUBING 12695-1 (74063)	EA	4								81	42	
X20		CASE ASSEMBLY 20692-10 (74063)	EA	1										
X20		COIL 15995-2 (74063)	EA	1										
X20		CORE ASSEMBLY STATOR 20886-10 (74063)	EA	1										
X20		GROMMET, RUBBER 52300007 (74063)	EA	1										
X20		INSULATION 21291-1 (74063)	EA	1										
X20		WASHER, LOCK 51008011 (74063)	EA	2										
X20		PLATE, END 15891-1 (74063)	EA	1										
X20		PLATE, FACE 20889-2 (74063)	EA	1										
X20		SCREW 51208181 (74063)	EA	2										
X20		TUBE, CORE GUIDE 20681-1 (74063)	EA	1										
X20		SCREW 51208641 (74063)	EA	8										
X20		NUT 50406031 (74063)	EA	2								81	43	

68 FEDERAL STOCK NUMBER	69 DESCRIPTION	70 UNABLE ON CODE	71 UNIT	72 QTY	73 30-DAY DS MAINT ALLOWANCE			74 30-DAY GS MAINT ALLOWANCE			75 1-YR ALW PER 100 EQUIP CHTGY	76 DEPOT MAINT ALW PER 100 EQUIP	77 ILLUSTRATION	
					(A)	(B)	(C)	(A)	(B)	(C)			(A)	(B)
					1-30	21-30	31-100	1-30	21-30	31-100			FIG. NO.	ITEM NO.
X2D	NUT 50408021 (74063)		EA	1									81	44
X2D	PRIMARY ASSEMBLY: CONTACTOR 21312-10 (74063)		EA	1										
X2F	FUSEHOLDER: 15 AMP FUSE 4512 (71400)		EA	1										
X2F	FUSEHOLDER: 30 AMP FUSE 4515 (71400)		EA	1										
X2F	WASHER, FLAT: SPARE FUSEHOLDER MTG SCREWS AN960-6 (88044)		EA	4										
X2D	CONTACT AND ROD ASSEMBLY 21309-10 (74063)		EA	3										
X2D	BRACKET ASSEMBLY, MOTOR MOUNTING 21308-10 (74063)		EA	1										
X2D	BRACKET ASSEMBLY, MOTOR MOUNTING 21299-10 (74063)		EA	1										
	GROUP 43-AC POWER OUTLET RECEPTACLE													
X2F	WIRE ASSEMBLY: FROM T87-L0 TO E1 13207E3820-11 (99193)		EA	1										
X2F	TERMINAL, LUG: OUT WIRING HARNESS YAEV25L (09922)		EA	4									82	1
X2F	WIRE, ELECTRIC MS25190801 (96906)		EA	V									82	2
X2F	TERMINAL YAEV25L (09922)		EA	2										
X2F	INSULATION, SLEEVING: IRRADIATED EXPANDING, AC POWER OUT WIRING HARNESS TO J18 CONNECTOR 1-1-2NT (08795)		EA	V									82	3
X2F	WIRE, ELECTRIC: WIRE NO. X22F08 TO T87-L0, 42.0 IN. WIRE NO. X63C0C TO T87-L3, 45.0 IN. WIRE NO. X99C08 TO T87-L2, 47.5 IN. WIRE NO. X65C01 TO T87-L1 MS25190801 (96906)		EA	V									82	4
X2F	CONNECTOR: J18 AC POWER OUT WIRING HARNESS P200835-3M4P (49367)		EA	1									82	5
X2D	NUT, SELF-LOCKING, HEXAGON MS21044N04 (96906)		EA	8									82	6
X2F	WASHER, FLAT AN960-4L (88044)		EA	8									82	7
X2F	NUT, SELF-LOCKING, HEXAGON: J19 CONVENIENCE OUTLET RECEPTACLE COVER MOUNTING MS21044N08 (96906)		EA	4									82	8
X2F	WASHER, FLAT: J19 CONVENIENCE OUTLET RECEPTACLE COVER MTG SCREW AN960-8L (88044)		EA	4									82	9

(11) SRR CODE	(12) FEDERAL STOCK NUMBER	(13) DESCRIPTION REF. NUMBER & MFR. CODE	(14) USABLE ON CODE	(15) QTY INC IN UNIT	(16) 30-DAY DS MAINT ALLOWANCE			(17) 30-DAY BS MAINT ALLOWANCE			(18) 1-YR ALIN PER 100 EQUIP CENTGY	(19) DSPT MAINT ALIN PER 100 EQUIP	(20) ILLUS- TRATION	
					(A)	(B)	(C)	(A)	(B)	(C)			(A)	(B)
					1-30	21-60	61-100	1-30	21-60	61-100			FIG. NO.	ITEM NO.
XZF		SCREW, MACHINE: J19 CONVENIENCE OUTLET RECEPTACLE COVER MTG AN526-832-12 (88044)	EA	4									82	10
P D	5975-879-7234	PLATE, WALL ELECTRIC 5211 (74545)	EA	1								10	82	11
XZF		NUT, SELF-LOCKING, HEXAGON NS21044N06 (96906)	EA	2									82	12
XZF		WASHER, FLAT: J19 DOUBLE RECEPTACLE MTG SCREWS AN960-6L (88044)	EA	2									82	13
XZF		SCREW, MACHINE AN507-632-5 (88044)	EA	2									82	14
P F	5935-295-3129	RECEPTACLE: DOUBLE CONVENIENCE OUTLET 5262 (74545)	EA	1	*	*	1	*	*	1	6	10	82	15
XZF		NUT, SELF-LOCKING, HEXAGON; FUSEHOLDER MOUNTING, CONVENIENCE RECEPTACLE FUSEHOLDER MOUNTING, SPARE	EA	6									82	16
XZF		WASHER, FLAT: FUSE HOLDER MTG SCREW, BOTH SIDED NAS620-6 (80205)	EA	4									82	17
XZF		SCREW, MACHINE: FUSEHOLDER MTG AN526-632-12 (88044)	EA	2									82	18
P F	5310-167-0835	WASHER, FLAT: J15 MTG AN960-416L (88044)	EA	4	REF	REF	REF	REF	REF	REF	REF	REF	82	19
XZF		PLUG ASSEMBLY, SHORTING: P14 DUMMY SHORTING REMOTE CONTROL RECEPTACLE 13207E3844-1 (99193)	EA	1									82	20
XZF		NUT, SELF-LOCKING, HEXAGON; POTTING COMPOUND SEAL ATTACHING SCREW NS21044C04 (96906)	EA	2									83	1
XZF		WASHER, FLAT: POTTING COMPOUND SEAL ATTACHING SCREW, ON CABLE SIDE AND OPPOSITE CABLE SIDE AN960C4L (88044)	EA	3									83	2
XZF		SCREW, MACHINE, FILLISTER HEAD: POTTING COMPOUND SEAL ATTACHING ANS00AD-10 (88044)	EA	2									83	3
X1		LEAD, ELECTRICAL: J14 REMOTE CONTROL RECEPTACLE 13207E3844-3 (99193)	EA	1									83	4
X1		TERMINAL: SHORTING PLUG CABLE ASSEMBLY 13207E3844-13 (99193)	EA	2									83	5
X1		SLEEVING: SHORTING CABLE ASSEMBLY 13207E3844-11 (99193)	EA	V									83	6
X1		CABLE: SHORING PLUG CABLE ASSY 13207E3844-9 (99193)	EA	V									83	7
XZF		SEAL PLATE: SHORTING PLUG POTTING COMPOUND, 1.00 IN. DIA, 0.040 IN. THK 13207E3844-7 (99193)	EA	1									83	8

(17) SBR CODE	(12) FEDERAL STOCK NUMBER	(13) DESCRIPTION REF. NUMBER & MFR. CODE	(14) USABLE ON CODE	(15) QTY INC IN UNIT	(16) 30-DAY QS MAINT ALLOWANCE			(17) 30-DAY QS MAINT ALLOWANCE			(18) 1-YR ALW PER 100 EQUIP CNTGY	(19) DEPOT MAINT ALW PER 100 EQUIP	(100) ILLUS- TRATION	
					(A)	(B)	(C)	(A)	(B)	(C)			(A)	(B)
					1-30	31-60	61-180	1-30	31-60	61-180			FIG. NO.	ITEM NO.
X2F		WIRE, ELECTRIC: PLUG INTERNAL WIRING, PIN K TO U, PIN N TO H, PIN T TO G MS25190818 (96906)	EA	V									83	9
X2F		CONNECTOR: SHORTING PLUG ASSEMBLY 13207E3844-5 (99193)	EA	1									83	10
		GROUP 44-FUSEHOLDER AND SLAVE RECEPTACLE												
X20		FUSE, STYLE F08: TIME LAG, 15 AMP, CONVENIENCE RECEPTACLE PROTECTION MS90084-15 (96906)	EA	2									84	1
P O	5920-078-8659	FUSE: 15 AMPERES, ALTERNATE FOR P/N MS90084-15 F09B125V15A (72599)	EA	2	1	1	2	1	1	2	24	0	84	1
P F	5920-015-0088	FUSEHOLDER: CONVENIENCE RECEPTACLE FUSE J571004 (75915)	EA	1	0	0	1	0	0	1	6	10	84	2
X2F		SCREW, MACHINE, TRUSS HEAD: J18 MTG, AND J15 MTG ANS26-428-14 (88044)	EA	8									84	3
X2F		WASHER, FLAT: J18 MTG, AND J15 MTG AN960-416L (88044)	EA	4									84	4
X20		NUT, SELF-LOCKING, HEXAGON: J15 MTG, J18 MTG MS21044N4 (96906)	EA	8									84	5
X2F		HARNESS ASSEMBLY, BATTERY CHARGING: CONNECTOR J15 TO STARTER RELAY AND INTERNAL GROUND STUD 13207E3827-2 (99193)	EA	1									84	6
X2F		TERMINAL, LUG: WIRING HARNESS TO STARTER RELAY TERMINAL A2 AND E2 INTERNAL GROUND STUD YAEV2CL (09922)	EA	2									85	1
X2F		WIRE, ELECTRIC: BATTERY CHARGING WIRE HARNESS MS2519082 (96906)	EA	V									85	2
X2F		CONNECTOR, RECEPTACLE 60-40736-24 (77820)	EA	1									85	3
		GROUP 45-BATTERY CHARGER												
X2F		BOLT, MACHINE AN3-15A (88044)	EA	4									86	1
X20		FAIRLEAD ASSEMBLY: ELECTRIC CABLE, 5 CABLE TOP OF BATTERY CHARGER 13207E3813-27 (99193)	EA	2									86	2
X1		FAIRLEAD: ELECTRIC CABLE 13207E3813-29 (99193)	EA	2										
X2F		BOLT, MACHINE: BATTERY CHARGER SHIELD MTG AN3-4A (88044)	EA	4									86	3

(1) SRR CODE	(2) FEDERAL STOCK NUMBER	(3) DESCRIPTION REF. NUMBER & MFR. CODE	(4) USABLE ON CODE	(5) UNIT OF MEAS URE	(6) QTY INC IN UNTY	(8) 30-DAY QS MAINT ALLOWANCE			(7) 30-DAY QS MAINT ALLOWANCE			(9) 1-YR ALIN PER 100 SQUP CMTY	(10) QSPOT MAINT ALIN PER 100 SQUP	(11) ILLUS- TRATION		
						(A)	(B)	(C)	(A)	(B)	(C)			(A)	(B)	
						1-20	21-60	61-100	1-20	21-60	61-100			PRL NO.	ITEM NO.	
XZF		WASHER, FLAT: BATTERY CHARGER SHIELD MTG BOLTS AN960-10L (88044)		EA	4										06	4
XZF		SHIELD, CHARGER 13213E4454-1 (99193)		EA	1										06	5
P FT	6130-015-0199	BATTERY CHARGER 13208E8942-1 (99193)		EA	1	*	1	2	*	1	1	10	10		06	6
XZF		CAP. FUSEHOLDER: BATTERY CHARGER FUSE F8N206 (75915)		EA	1										06	7
XZ0		FUSE: BATTERY CHARGER F03A125V30A (75915)		EA	2										06	8
		GROUP 46-ENGINE CONTROLS PANEL														
P O	5305-151-2783	SCREW, MACHINE, TRUSS HEAD: ENGINE CONTROLS INSTRUMENT PANEL MTG, BOTTOM AN526-1032-9 (88044)		EA	2	REF	REF	REF	REF	REF	REF	REF	REF	REF	07	1
P O	5310-167-0834	WASHER, FLAT: HARNESS CLAMP TO ACCESS OIL LINE AN960-10L (88044)		EA	2	REF	REF	REF	REF	REF	REF	REF	REF	REF	07	2
XZOR		PANEL ASSEMBLY, INSTRUMENTS, ENGINE CONTROLS 13207E3768-2 (99193)		EA	1										07	3
P O	5310-773-7624	WASHER, FLAT: TACHOMETER, OIL PRESSURE GAGE, EXHAUST TEMP INDICATOR, START COUNTER AND HOURMETER MTG SCREWS NAS620C6 (80205)		EA	20	*	*	*	*	*	*	1	*	08	1	
P O	5305-685-2290	SCREW, MACHINE, FILLISTER HEAD: FRONT AND REAR PLATE ATTACHMENT AN300A4-4 (88044)		EA	4	*	*	*	*	*	*	1	*	08	2	
XZ0		BEZEL, INSTRUMENT MOUNTING MS28055-11 (96906)		EA	1										08	3
P O	6480-611-0748	INDICATOR, ELECTRIC MS28000-1 (96906)		EA	1	*	1	2	*	1	2	10	15	08	4	
XZ0		NUT: TACHOMETER INDICATOR MTG SCREW, NO. 6-32 MTG X50T (78553)		EA	4										08	5
P O	5310-088-0551	NUT, SELF-LOCKING, HEXAGON: AMMETER MTG MS21044N04 (96906)		EA	4	REF	REF	REF	REF	REF	REF	REF	REF	REF	08	6
P O	5310-057-0573	WASHER, FLAT: AMMETER MTG SCREW NAS620C4 (80205)		EA	4	*	*	*	*	*	*	1	*	08	7	
P O	5310-193-7577	WASHER, LOCK: INTERNAL TEETH, AMMETER MTG SCREW AN936A4 (88044)		EA	1	*	*	*	*	*	*	1	*	08	7	
P O	5305-150-9504	SCREW, MACHINE, ROUND HEAD: START COUNTER MTG AN51986R8 (88044)		EA	4	*	*	*	*	*	*	1	*	08	8	
XZ0		COUNTER, ELECTRICAL 75361 (99193)		EA	1										08	9

QTY	FEDERAL STOCK NUMBER	DESCRIPTION REF. NUMBER & MFR. CODE	UNASSEMBLED OR CODE	UNIT	30-DAY QS MAINT ALLOWANCE			30-DAY QS MAINT ALLOWANCE			1-YR ALW PER 100 SQUP CNTGY	DEPOT MAINT ALW PER 100 SQUP	ILLUSTRATION	
					(A)	(B)	(C)	(A)	(B)	(C)			(A)	(B)
					1-00	21-00	01-100	1-00	21-00	01-100			FILE NO.	ITEM NO.
XZF		BRACKET ASSEMBLY, RESISTOR, THERMOCOUPLE LEAD 370330 (99193)	EA	1									00	10
P F	5310-167-0832	WASHER, LOCK: RESISTOR LEAD MTG SCREW AN960-6L (80044)	EA	2	*	*	*	*	*	*	1	*	00	11
P F	5310-996-8272	NUT: RESISTOR LEAD SCREW LOCKING 12349-4 (99193)	EA	2	*	*	*	*	*	*	1	*	00	12
P F	5310-167-0876	WASHER, LOCK: INTERNAL TEETH RESISTOR LEAD MTG SCREW AN934A6 (80044)	EA	2	*	*	*	*	*	*	1	*	00	13
P F	5309-151-0605	SCREW, MACHINE, TRUSS HEAD: RESISTOR LEAD MTG AN526-632-10 (80044)	EA	1	*	*	*	*	*	*	1	*	00	14
P F	5310-811-3494	NUT, SELF-LOCKING: RESISTOR MTG SCREW AN365-832 (80044)	EA	1	*	*	*	*	*	*	1	*	00	15
P F	5310-515-8058	WASHER, FLAT: RESISTOR MTG SCREW AN960-8 (80044)	EA	1	*	*	*	*	*	*	1	*	00	16
P F	5310-014-8426	WASHER, FLAT: RESISTOR LEAD INSULATOR S0157F27-032 (99193)	EA	2	*	*	*	*	*	*	1	*	00	17
P F	5309-151-0838	SCREW, MACHINE: TRUSS HEAD, RESISTOR MTG AN526-632-36 (80044)	EA	1	*	*	*	*	*	*	1	*	00	18
XZF		BRACKET, RESISTOR, THERMOCOUPLE 370331 (99193)	EA	1										
XZF		CLIP: RESISTOR BRACKET 370331-3 (99193)	EA	1										
XZF		PLATE: RESISTOR BRACKET 370331-5 (99193)	EA	1										
P F	5320-637-9422	RIVET, SOLID: RESISTOR BRACKET AN470A3-4 (80044)	EA	3	*	*	*	*	*	*	1	*		
P O	6405-957-3000	INDICATOR, TEMPERATURE, ELECTRICAL RESISTANCE 149E316 (35918)	EA	1	*	1	2	*	1	2	18	15	00	19
P O	6445-500-9605	METER, TIME TOTALIZING 375010-3 (99193)	EA	1	*	1	2	*	1	2	18	16	00	20
XZ0		SCREW, MACHINE, ROUND HEAD, COARSE THREAD: NO. 4-40, 3/16 IN. LG. SLOTTED HEAD, TERMINAL MTG AN515P04-3 (80044)	EA	3									00	21
P O	5310-167-0878	WASHER, LOCK: TERMINAL MTG AN934A18 (80044)	EA	3	REF	REF	REF	REF	REF	REF	REF	REF	00	22
XZ0		NUT: 6-32 NC, METER MTG SCREW X50T (70553)	EA	4									00	23
XZF		BRACKET ASSEMBLY: HARNESS CLAMP MTG 13207E3037-9 (99193)	EA	1									00	24

(1) SBR CODE	(2) FEDERAL STOCK NUMBER	(3) DESCRIPTION REF. NUMBER & MFR. CODE	(4) USABLE ON CODE	(5) QTY INC IN UNIT	(6) 30-DAY DS MAINT ALLOWANCE			(7) 30-DAY DS MAINT ALLOWANCE			(8) 1-YR ALW PER 100 EQUIP CNTQY	(9) DEPOT MAINT ALW PER 100 EQUIP	(10) ILLUS- TRATION	
					(A)	(B)	(C)	(A)	(B)	(C)			(A)	(B)
					1-30	21-60	61-100	1-30	21-60	61-100			FIG. NO.	ITEM NO.
P F	5310-623-5989	NUT, SELF-LOCKING, PLATE: ELECTRIC COMPONENTS MTG BRACKET MAS1031A3 (80205)	EA	1	REF	REF	REF	REF	REF	REF	REF			
P F	5320-117-6938	RIVET, SOLID: ELECTRIC COMPONENTS MTG BRACKET NUT PLATE MTG MS20426AD3-4 (96906)	EA	2	REF	REF	REF	REF	REF	REF	REF			
XZF		PANEL ASSEMBLY, MOUNTING, ENGINE CONTROLS 13207E3767-1 (99193)	EA	1										
P F	5305-151-0983	SCREW, MACHINE, ROUND HEAD: AMMETER MTG AN51584R12 (88044)	EA	4	*	*	*	*	*	*	1	*	88 25	
P F	5320-117-6952	RIVET, SOLID: ENGINE CONTROLS MTG PANEL MS20426AD4-7 (96906)	EA	8	*	*	*	*	*	*	1	*	88 26	
XZF		RETAINER, SEAL BACK-UP: 8.60 IN., FLAT, STRAIGHT 13207E3809-23 (99193)	EA	1									88 27	
XZF		SEAL: ENGINE CONTROLS MTG PANEL 13207E3767-21 (99193)	EA	1									88 28	
XZF		HINGE ASSEMBLY: ENGINE CONTROLS MTG PANEL 13207E3767-5 (99193)	EA	1									88 29	
P F	5320-117-6951	RIVET, SOLID: ENGINE CONTROLS MTG PANEL MS20426AD4-6 (96906)	EA	26	REF	REF	REF	REF	REF	REF	REF	REF	88 30	
XZF		RETAINER, SEAL BACK-UP: 4.250 IN. X 9.30 IN. LG SHAPE 13207E3809-25 (99193)	EA	2									88 31	
XZF		SEAL: ENGINE CONTROLS MTG PANEL 13207E3767-19 (99193)	EA	1									88 32	
P F	5315-449-2945	PIN, CROSS: ENGINE CONTROLS PANEL LATCHING STUD 99836 (76530)	EA	2	REF	REF	REF	REF	REF	REF	REF	REF	88 33	
P F	5325-078-6051	STUD, TURNLOCK FASTENER 98292-11-1-130 (76530)	EA	2	*	*	*	*	*	*	1	*	88 34	
XZF		PANEL, WELDED ASSEMBLY: ENGINE CONTROLS MTG 13207E3767-3 (99193)	EA	1									88 35	
X20		SCREW, MACHINE: BRASS, RECESSED HEAD, OIL PRESSURE GAGE MTG AN51586R12 (88044)	EA	4									88 36	
X20		WASHER, FLAT MAS620C6 (80205)	EA	4									88 37	
X20		NUT, SPECIAL: OIL PRESSURE GAGE MTG AN2988 (61349)	EA	4									88 38	
P O	6620-015-0369	GAGE, OIL PRESSURE 13207E3850-1 (99193)	EA	1	*	1	1	*	1	1	12	10	88 39	
X20		NUT: TERMINAL STUD, NO. 8-32 MC AMMETER ND15750-001 (65092)	EA	4									88 40	

(1) SNR CODE	(2) FEDERAL STOCK NUMBER	(3) DESCRIPTION REF. NUMBER & MFR. CODE	(4) UNABLE ON CODE	(5) QTY INC IN UNIT	(6) 30-DAY QS MAINT ALLOWANCE			(7) 30-DAY QS MAINT ALLOWANCE			(8) 1-YR ALW PER 100 EQUIP CNTGY	(9) DEPOT MAINT ALW PER 100 EQUIP	(10) ILLU- STRATION		
					(A)	(B)	(C)	(A)	(B)	(C)			(A)	(B)	
					1-30	21-30	31-100	1-30	21-30	31-100			FIG. NO.	ITEM NO.	
X20		WASHER, LOCK SPLIT RING; NO. 8 THREAD SIZE TERMINAL STUD AMMETER ND37001-001 (65092)		EA	2								88	41	
P O	6625-015-0193	AMMETER: DC, DIAL READING MINUS 10 TO PLUS 20 ENGINE CONTROL PANEL 13206E4593-1 (99193)		EA	1	0	1	2	0	1	2	18	15	88	42
P F	5905-015-0130	RESISTOR ASSEMBLY, THERMOCOUPLE 47072-1 (99193)		EA	1	0	1	1	0	1	1	12	10		
X1		TERMINAL, LUG A68 (59730)		EA	1									88	43
X1		WIRE: AWG 18		EA	V									88	44
X1		TERMINAL A85 (59730)		EA	1									88	45
X1		WIRE, BRAID 36062 (75818)		EA	V									88	46
X1		RESISTOR, ADJUSTABLE 1007 (44655)		EA	1									88	47
X20		PACKING, PREFORMED: CIRCUIT BREAKER MTG MS29513-14 (96906)		EA	2									88	48
X20		NUT, HEXAGON: CIRCUIT BREAKER MTG MS25082-8 (96906)		EA	1									88	49
X20		WASHER, FLAT: MASTER SWITCH AND CIRCUIT BREAKERS MTG NUT AN960-816L (88044)		EA	3									88	50
X20		WASHER, KEY: CIRCUIT BREAKER MTG MS25081-1 (96906)		EA	1									88	51
P F	5925-835-4431	CIRCUIT BREAKER: INTERNAL AND EXTERNAL, DC D7271-1-10 (82647)		EA	2	1	1	2	1	1	2	24	10	88	52
X20		BOLT, MACHINE: WIRING CLAMP MTG IN ENGINE CONTROL PANEL AN3-10A (88044)		EA	1									88	53
X20		PACKING, PREFORMED: MASTER SWITCH MTG MS29513-14 (96906)		EA	1									88	54
X20		SWITCH, FOUR POLE, SEALED LEVER: START, RUN OFF, MASTER 13207E3748-1 (99193)		EA	1									88	55
X20		NUT, HEXAGON: MTG 815-254-6 (15605)		EA	1									88	56
X20		WASHER, TOOTH: SWITCH MTG TS10013 (91927)		EA	1									88	57
X20		WASHER, KEY: MTG 29-761 (15605)		EA	1									88	58
X20		RIVET, BLIND: ELECTRICAL CONTROL PANEL LABEL MTG, CIRCUIT BREAKER AND MASTER SWITCH INSTRUCTION LABEL TOP MTG, GENERATOR IDENTIFICATION PLATE MTG, GENERATOR SET IDENTIFICATION PLATE MTG, AND PLUMBING LABEL MTG MS20600B4W2 (96906)		EA	10									88	59

(1) QTY REQ IN UNIT	(2) FEDERAL STOCK NUMBER	(3) DESCRIPTION REF. NUMBER & MFR. CODE	(4) U S A S	(5) 30-DAY QS MANT ALLOWANCE			(7) 30-DAY QS MANT ALLOWANCE			(8) 1-YR ALW PER 100 SQUP CHTGV	(9) DEPT MANT ALW PER 100 SQUP	(10) ILLU- STRATION		
				(A)	(B)	(C)	(A)	(B)	(C)			(A)	(B)	
				1-00	21-00	01-100	1-00	21-00	01-100			FIG. NO.	ITEM NO.	
X20		RIVET, BLIND: CIRCUIT BREAKER AND MASTER SWITCH INSTRUCTION LABEL BOTTOM MTG MS2060004W3 (96906)	EA	2								00	60	
X20		LABEL, INSTRUCTION, ENGINE INSTRUMENT 13213E4451-1 (99193)	EA	1								00	61	
X20		LABEL, INSTRUCTION, ENGINE INSTRUMENT 13213E4451-1 (99193)	EA	1								00	61	
X20		LAMP, INCANDESCENT: 30 BULB, PANEL LIGHTS MS15549-7 (96906)	EA	3								09	1	
X20		LIGHT: INSTRUMENT PANELS 473504 (72619)	EA	3								09	2	
X2F		PLATE, MOUNTING, LAMP: OVER GENERATOR CONTROL PANEL, OVER ENGINE CONTROL PANEL 13207E3816 (99193)	EA	4								09	3	
P O	5310-167-0034	WASHER, PLAT: HARNESS CLAMP INSTRUMENT PANEL MTG BOTTOM SCREW AN960-10L (80044)	EA	2	REF	REF	REF	REF	REF	REF	REF			
GROUP 47-WINTERIZATION														
P O	4730-317-4039	CLAMP, NOSE: RETAINER 05200R055 (00404)	EA	1	*	1	1	*	1	1	12	10	90	1
P O	5330-014-3433	ASBESTOS STRIP 13200E0973-3 (99193)	EA	1	*	1	1	*	1	1	12	5	90	2
P O	4730-064-0655	CLAMP: NOSE 05200R205 (00404)	EA	1	*	1	1	*	1	1	12	10	90	3
P O	5330-014-3432	ASBESTOS STRIP 13200E0973-3 (99193)	EA	1	*	1	1	*	1	1	12	5	90	4
X20		NUTS, SELF-LOCKING, HEXAGON: HEATER MTG BOLT MS21045-3 (96906)	EA	4									90	5
X20		WASHER, LOCK: 3 EA HEATER TO MTG PLATE BOLT AN936410 (80044)	EA	12									90	6
X20		BOLT, MACHINE: BATTERY HEATER TO MTG PLATE AND HEATER EXHAUST PIPE TO BRACKET AN3-5A (80044)	EA	6									90	7
X20		BOLT, MACHINE: BATTERY HEATER MTG PLATE MTG AN3-4A (80044)	EA	4									90	8
P O	6119-014-3431	PIPE ASSEMBLY, BATTERY HEATER 13200E0971-1 (99193)	EA	1	*	*	1	*	*	1	6	5		
X2F		PLATE, MOUNTING, BATTERY HEATER 13207E3795 (99193)	EA	1									99	9
X2F		RIVET, SOLID: SEAL RETAINER MTG EXCEPT 3 RIVETS THRU COVER MS20619-3W0 (96906)	EA	13									90	10
X2F		RIVET, SOLID: SEAL RETAINER MTG THRU COVER MS20619-3W9 (96906)	EA	3									90	11

(14) SMM CODE	(15) FEDERAL STOCK NUMBER	(16) DESCRIPTION REF. NUMBER & MFR. CODE	(17) UNABLE ON CODE	(18) QTY INC IN UNIT	(19) 30-DAY DS MAINT ALLOWANCE			(20) 30-DAY GS MAINT ALLOWANCE			(21) 1-YR ALW PER 100 EQUIP CNTGY	(22) DEPOT MAINT ALW PER 100 EQUIP	(23) ILLUS- TRATION	
					(A)	(B)	(C)	(A)	(B)	(C)			(A)	(B)
					1-30	31-60	61-100	1-30	31-60	61-100			FIG. NO.	ITEM NO.
X1		BACKING RING: BATTERY HEATER PIPE SEAL 13208E971-19 (99193)	EA	1									90	12
X1		TAPE: BATTERY HEATER PIPE 13208E971-21 (99193)	EA	1									90	13
P F	6115-014-3424	RETAINER, SEAL: BATTERY HEATER PIPE 13208E971-17 (99193)	EA	1	0	1	1	0	1	1	12	5	90	14
X2F		PIPE, WELDED: BATTERY HEATER 13208E971-3 (99193)	EA	1									90	15
X2D		WASHER, FLAT: HEATER EXHAUST PIPE TO BRACKET MTG BOLT, HEATER STRAIGHT EXHAUST TUBE FLANGE MTG, HEATER L SHAPED EXHAUST TUBE FLANGE MTG SCREW AN960C10L (80044)	EA	7									90	16
X2F		SCREW, MACHINE, TRUSS HEAD: L SHAPED EXHAUST TUBE FLANGE MTG AN526C1032-8 (80044)	EA	3									90	17
X2F		SCREW, MACHINE, TRUSS HEAD: STRAIGHT EXHAUST TUBE FLANGE MTG AN526C1032-10 (80044)	EA	2									90	18
P F	6115-072-7778	TUBE, HEATER EXHAUST 13208E965-1 (99193)	EA	1	0	1	1	0	1	1	12	5		
P O	6115-014-3049	CAP ASSEMBLY: HEATER EXHAUST TUBE 13208E965-31 (99193)	EA	2	0	1	1	0	1	1	12	10		
X1		RIVET, ROUND HEAD, HONEY: CHAIN TO CAP MTG NS20435M6-9 (38597)	EA	1									90	19
X2D		CHAIN, BEAD ASSEMBLY: 3/4 IN. BEAD CHAIN, 4 IN. LG. CRES, OFFSET STYLE END FITTING, CAP RETAINING NAS1201C10000 (80205)	EA	1									90	20
X1		GASKET: HEATER EXHAUST TUBE 13208E965-35 (99193)	EA	1									90	21
X1		CAP: HEATER EXHAUST TUBE 13208E965-33 (99193)	EA	1									90	22
X2F		ACCUMULATOR: HEATER EXHAUST 13208E965-3 (99193)	EA	1									90	23
X2F		TUBE: HEATER EXHAUST, L SHAPED 13208E965-5 (99193)	EA	1										
X2F		TUBE ASSEMBLY: HEATER EXHAUST STRAIGHT 13208E965-7 (99193)	EA	1										
X2F		RIVET, SOLID: CHAIN TO NUT PLATE MTG NS20427H3-4 (96906)	EA	2									90	24
X2F		NUT, SELF-LOCKING, PLATE: CAP RETAINING CHAIN MTG SCREW NAS1032C3 (80205)	EA	1									90	25
P O	9930-015-0061	SENSOR, TEMPERATURE, BATTERY ELECTROLYTE 305164-1 (99193)	EA	1	REF	REF	REF	REF	REF	REF	REF	REF	90	26

(1) SRR CODE	(2) FEDERAL STOCK NUMBER	(3) DESCRIPTION REF. NUMBER & MFR. CODE	(4) USABLE ON CODE	(5) QTY INC IN UNIT	(6) 30-DAY DE MAINT ALLOWANCE			(7) 30-DAY QS MAINT ALLOWANCE			(8) 1-YR ALW PER 100 SQUP CHGY	(9) DEPOT MAINT ALW PER 100 SQUP	(10) ILLUS- TRATION	
					(A)	(B)	(C)	(A)	(B)	(C)			(A)	(B)
					1-30	21-30	31-100	1-30	21-30	31-100			P.N.	TRAC.
X20		TERMINAL: HEATER FUEL PUMP GROUND LEAD 31889 (00779)	EA	1										
P OT	2990-014-7484	HEATER, AIR DUCT, INTERNAL COMBUSTION 13208E8960-1 (80684)	EA	1	*	1	1	*	1	1	12	1	90	27
X2F		COVER, PROTECTOR 82489 (80684)	EA	1									91	1
X2F		BRACKET A2145 (80684)	EA	1									91	2
X2F		SCREW, MACHINE, ROUND HEAD: NO. 8-32 X 5/8 IN. A2173 (80684)	EA	4									91	3
X2F		TERMINAL BOARD A2015 (80684)	EA	1									91	4
X2F		SCREW, MACHINE, PAN HEAD: NO. 8-32 X 1/4 IN. A2170 (80684)	EA	26									91	5
X2F		SCREW, MACHINE, ROUND HEAD: NO. 6-32 X 1/4 IN. A2174 (80684)	EA	4									91	6
P F	6115-014-5621	RECEPTACLE ASSEMBLY A2397 (80684)	EA	1	*	1	1	*	1	1	12	10	91	7
P F	6115-014-5620	TUBE ASSEMBLY A2157 (80684)	EA	1	*	1	2	*	1	2	18	10	91	8
X20		CONNECTOR A2087 (80684)	EA	1									91	9
P F	2910-874-3241	ORIFICE, METERING A2084 (80684)	EA	1	*	1	2	*	1	2	18	10	91	10
P D	5340-014-5623	BRACKET, ANGLE 82055 (80684)	EA	2	*	*	1	*	*	1	6	10	91	11
P F	2990-820-2232	VALVE ASSEMBLY C2187 (80684)	EA	1	*	1	2	*	1	2	18	10	91	12
P D	6115-691-5493	GASKET A2096 (80684)	EA	1	2	4	8	2	4	8	90	100	91	13
X20		SCREW, MACHINE, ROUND HEAD: NO. 6-32 X 1 IN. A2238 (80684)	EA	1									91	14
P D	6115-859-5923	SPRING, MELICAL, COMPRESSION A2091 (80684)	EA	1								10	91	15
P D	6115-859-5922	SPRING, MELICAL, COMPRESSION A2090 (80684)	EA	1								10	91	16
P D	6115-014-5626	PAD, SPRING A2013 (80684)	EA	1								10	91	17
P D	6115-701-6934	ROD, QUARTZ COMBUSTION A2010 (80684)	EA	1								100	91	18
X20		SCREW: ROUND HEAD 2137 (80684)	EA	3									91	19
P D	5930-708-3588	SWITCH, MICRO A2092 (80684)	EA	1	*	1	2	*	1	2	18	10	91	20
P D	6115-014-5627	FRAME ASSEMBLY 82117 (80684)	EA	1								10	91	21
X1		COIL, SOLENOID: FUEL CONTROL VAL. . 82094 (80684)	EA	1										

(10) SBR CODE	(11) FEDERAL STOCK NUMBER	(12) DESCRIPTION REF. NUMBER & MFR. CODE	(13) USABLE ON CODE	(14) QTY INC IN UNIT	(15) 30-DAY DS MAINT ALLOWANCE						(16) 30-DAY OS MAINT ALLOWANCE			(17) 1-YR ALW PER 100 EQUIP CNTGY	(18) DEPOT MAINT ALW PER 100 EQUIP	(19) ILLUS- TRATION							
					(A)	(B)	(C)	(A)	(B)	(C)	(A)	(B)	(C)			(A)	(B)						
																		1-20	21-60	61-100	1-20	21-60	61-100
																		FIG. NO.	ITEM NO.				
P O	5930-700-3509	SWITCH, FLAME 82070 (80684)	EA	1	•	1	2	•	1	2	18	10	91	22									
P F	5905-533-3086	RESISTOR ASSEMBLY A2169-1 (80684)	EA	1	1	1	2	1	1	2	24	10	91	23									
X2D		CHAMBER 82291 (80684)	EA	1									91	24									
X2D		CHAMBER ASSEMBLY 82294 (80684)	EA	1									91	25									
X2F		SETSCREW: NO. 0-32 X 1/4 IN. A2204 (80684)	EA	2									91	26									
P F	6115-055-2463	FAN, FRESH AIR 82295 (80684)	EA	1	•	1	1	•	1	1	12	10	91	27									
X2D		CASING ASSEMBLY 82292 (80684)	EA	1									91	28									
X2F		PLATE, IDENTIFICATION 82140 (80684)	EA	1									91	29									
X2F		SCREW, MACHINE, PAN HEAD: NO. 10-32 X 3/8 IN. A2009 (80684)	EA	1									91	30									
X2F		BRACKET, MOUNTING A2012 (80684)	EA	2									91	31									
P F	6115-014-5619	SUPPORT ASSEMBLY A2149 (80684)	EA	2	•	•	1	•	•	1	6	10	91	32									
X2F		BURNER CHAMBER ASSEMBLY C2002 (80684)	EA	1																			
P O	2920-902-7063	IGNITER ASSEMBLY A2053-1 (80684)	EA	1	1	3	5	1	3	5	60	50	91	33									
P O	5310-014-5629	WASHER, RECESSED A2014 (80684)	EA	1	•	1	1	•	1	1	12	10	91	34									
P F	6115-054-4208	VAPORIZER, BURNER A2029 (80684)	EA	1	•	1	2	•	1	2	18	50	91	35									
P F	5325-099-1271	GROMMET A2142 (80684)	EA	1	•	•	1	•	•	1	6	10	91	36									
X2F		SCREW, MACHINE, PAN HEAD: NO. 0-32 X 5/16 IN. A2172 (80684)	EA	4									91	37									
P F	6115-014-5622	FAN ASSEMBLY 82047 (80684)	EA	1	•	1	1	•	1	1	12	10	91	38									
P F	6115-014-5624	PLATE, AIR INLET 82057 (80684)	EA	1	•	•	1	•	•	1	6	10	91	39									
X2F		NUT, HEXAGON: NO. 0-32 AIR INLET MTG A2165 (80684)	EA	4									91	40									
X2F		WASHER, LOCK: NO. 0 A2177 (80684)	EA	4									91	41									
P F	6115-014-5625	PLATE, COMBUSTION 82065 (80684)	EA	1	•	•	1	•	•	1	6	10	91	42									
P F	6105-830-6499	MOTOR ASSEMBLY 82064 (80684)	EA	1	•	1	1	•	1	1	12	10	91	43									
X2F		COVER 82072 (80684)	EA	1																			
P F	5930-700-2825	SWITCH, LIMIT A2075 (80684)	EA	1	•	1	2	•	1	2	18	10											

(11) SMM CODE	(12) FEDERAL STOCK NUMBER	(13) DESCRIPTION REF. NUMBER & MFR. CODE	(14) USABLE ON CODE	(15) QTY INC IN UNIT	(16) 30-DAY DS MAINT ALLOWANCE			(17) 30-DAY OS MAINT ALLOWANCE			(18) 1-YR ALW PER 100 SQWP CNTBY	(19) DEPOT MAINT ALW PER 100 SQWP	(100) ILLUS- TRATION	
					(A)	(B)	(C)	(A)	(B)	(C)			(A)	(B)
					1-30	21-60	61-100	1-30	21-60	61-100			PKL NO.	ITRM NO.
X2F		WASHER, LOCK: NO. 6 SWITCH MTG SCREW	EA	2										
X2D		SPACER: AC POWER OUTPUT PANEL 1320BE8964-5 (99193)	EA	4										
X2D		ELBOW, PIPE TO TUBE: HEATER FUEL FILTER MS20822-4 (96906)	EA	1								92	1	
X2D		BOWL, SEDIMENT, FUEL 26413 (90005)	EA	1								92	2	
X2D		SPRING, HELICAL, COMPRESSION 26417A (90005)	EA	1								92	3	
P O	2910-335-9344	ELEMENT ASSEMBLY, FILTER 569807 (90005)	EA	1	9	19	38	9	19	38	450	100	92	4
P O	9330-265-1089	PACKING, PREFORMED 26405A (90005)	EA	1	9	19	38	9	19	38	450	100	92	5
X2D		HEAD, HEATER FUEL 451-0 (90005)	EA	1									92	6
P O	1660-025-3493	FILTER, FLUID PRESSURE 450-0 (90005)	EA	1	0	1	1	0	1	1	12	5		
		GROUP 48-RADIO INTERFERENCE SUPPRESSION												
X2D		CAPACITOR: RADIO INTERFERENCE SUPPRESSION, HEATER FUEL PUMP NFT116-3 (09023)	EA	1									93	1
X2F		SCREW: DUMMY SHELL RECEPTACLE TO MAIN AND FUEL TANK FUEL PUMPS 6190040121 (70763)	EA	0									93	2
X2D		WASHER: DUMMY SHELL RECEPTACLE MOUNTING SCREW, MAIN AND FUEL TANK FUEL PUMP FEED-THRU CAPACITOR MTG 6230120031 (70763)	EA	0									93	3
X2F		RECEPTACLE: DUMMY SHELL FOR ANS106-1-12-95 CONNECTOR, MAIN FUEL TANK FUEL PUMP FEED-THRU CAPACITOR MTG 7025824001 (70763)	EA	2									93	4
X2D		SPACER, CAPACITOR HOLDER: MAIN AND FUEL TANK FUEL PUMP FEED-THRU CAPACITOR MTG RECEPTACLE 7025812001 (70763)	EA	2									93	5
X2D		CAPACITOR: RADIO INTERFERENCE SUPPRESSION, MAIN AND FUEL TANK FUEL PUMP NFT109-5 (14655)	EA	2									93	6
X2D		CAPACITOR: BATTERY HEATER MOTOR, 0.005 UF, 500 VDC, BY-PASS 46FB (09023)	EA	1									93	7
X2D		CAPACITOR: BATTERY HEATER MOTOR, 0.01 UF, 100 VDC TWC1S1ECB (09023)	EA	1									93	8

(1) SRR CODE	(2) FEDERAL STOCK NUMBER	(3) DESCRIPTION REF. NUMBER & MFR. CODE	(4) USABLE OR CODE	(5) UNIT OF MEAS- URE	(6) QTY INC IN UNIT	(8) 30-DAY OS MAINT ALLOWANCE			(7) 30-DAY OS MAINT ALLOWANCE			(9) 1-YR ALW PER 100 EQUIP CNTGY	(10) DEPOT MAINT ALW PER 100 EQUIP	(11) ILLUS- TRATION	
						(A)	(B)	(C)	(A)	(B)	(C)			(A)	(B)
						1-30	21-30	31-100	1-30	21-30	31-100			FIG. NO.	ITEM NO.
X20		SCREW, MACHINE: CAPACITOR C2, C3, AND C4 MTG AN507-1032-16 (88044)		EA	3									93	9
X2F		NUT, SELF-LOCKING, HEXAGON: CAPACITOR MTG SCREW MS21044N3 (96906)		EA	4									93	10
X20		WASHER, LOCK: CAPACITOR MTG SCREW AN936A10 (88044)		EA	11									93	11
X20		SPACERS, SLEEVE: CAPACITOR C2, C3 AND C4 MTG NAS43D03-16 (80205)		EA	3									93	12
P O	5910-706-9237	CAPACITOR: RADIO INTERFERENCE SUPPRESSION, C1, C2, C3 AND C4 MC9C07 (14655)		EA	4	1	2	4	1	2	4	48	40	93	13
X2F		BOLT, MACHINE: CAPACITOR C1 MTG AN3-4A (88044)		EA	1									93	14
		SECTION III - SPECIAL TOOLS, TEST AND SUPPORT EQUIPMENT FOR DS, GS, AND DEPOT MAINTENANCE													
		GROUP 49-SPECIAL TOOLS													
X20		ADAPTER, HOLDER, ROTATING ASSEMBLY, PRESS 256106 (70210)		EA	1										
X20		ADAPTER, LEAKAGE TEST, OIL COOLER 258834 (70210)		EA	1										
P F	5120-608-4756	ADAPTER, TORQUE WRENCH: STARTER PAILS 280368 (99193)		EA	1	*	*	*	*	*	*	1	5		
X20		ADAPTER, WRENCH 280377-1 (99193)		EA	1										
X20		ADAPTER, WRENCH, EXTERNAL SPLINE 259686-2 (99193)		EA	1										
X20		ADAPTER, EXHAUST DUCT 281134-1 (99193)		EA	1										
X2F		ADAPTER, MAINTENANCE STAND: ENGINE ACCESSORY END SUPPORT 281329 (99193)		EA	1										
P F	4920-717-7019	ADAPTER, MAINTENANCE STAND: ENGINE SIDE MOUNT 281327 (99193)		EA	1	*	*	*	*	*	*	1	5		
X20		ADAPTER, TORQUE WRENCH 253300 (70210)		EA	1										
X20		ADAPTER, TORQUE WRENCH: DISTRIBUTOR HEAD REMOVING OR INSTALLING 253682 (99193)		EA	1										
X20		ADJUSTER, END PLAY, ROTOR, MULTI-PURPOSE 266524 (70210)		EA	1										

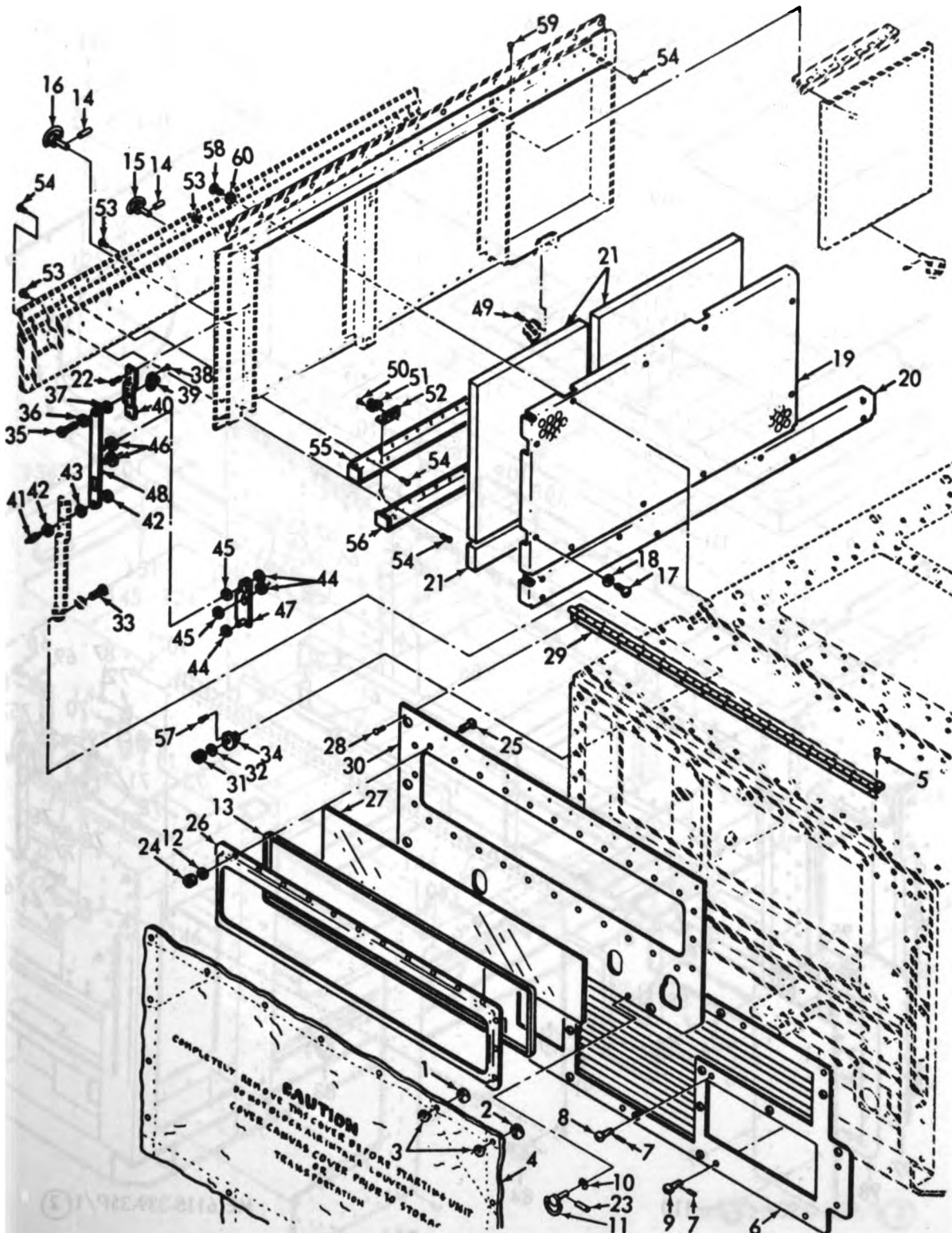
(1) NSR CODE	(2) FEDERAL STOCK NUMBER	(3) DESCRIPTION REF. NUMBER & MFR. CODE	(4) USABLE ON CODE	(5) U N I T O F M E S U R E	(6) QTY INC IN UNIT	(8) 30-DAY QS MAINT ALLOWANCE			(7) 30-DAY QS MAINT ALLOWANCE			(9) 1-YR ALW PER 100 EQUIP CNTGY	(10) DEPOT MAINT ALW PER 100 EQUIP	(11) ILLUS- TRATION		
						(A)	(B)	(C)	(A)	(B)	(C)	(A)	(B)	(A)	(B)	
						1-20	21-60	61-100	1-20	21-60	61-100					FIG. NO.
X2D		ALIGNMENT DEVICE, SHROUD AND ROTATING ASSEMBLY 281122 (99193)		EA	1											
X2D		ALIGNMENT TOOL, COVER AND LEVER 281518-1 (99193)		EA	1											
P F	4920-778-6091	ANALYZER, GAS TURBINE ENGINE 281069-1 (99193)		EA	1	*	*	*	*	*	*	1	5			
X2D		ARBOR SET, BALANCING 290993 (99193)		EA	1											
X2D		ARBOR SET, BALANCING: FIRST STAGE IMPELLER 284329-1-1 (99193)		EA	1											
X2D		ARBOR SET, BALANCING: SECOND STAGE IMPELLER 284328-1-1 (99193)		EA	1											
X2D		BALANCE MACHINE, DYNAMIC STATIC HORIZONTAL 281743-1 (99193)		EA	1											
X2D		BIT, SWAGING, MACHINE 256121-18 (99193)		EA	1											
X2D		BIT, SWAGING, MACHINE 256121-20 (70210)		EA	1											
X2D		BIT, SWAGING, MACHINE 256121-21 (99193)		EA	1											
X2D		CABLE AND RELAY ASSEMBLY, SPECIAL PURPOSE, ELECTRICAL 284056-1-1 (99193)		EA	1											
X2F		CABLE ASSEMBLY, SPECIAL PURPOSE, ELECTRICAL BRANCHED 281683-1 (99193)		EA	1											
X2F		CABLE ASSEMBLY, SPECIAL PURPOSE, ELECTRICAL: FOR USE WITH 253630-1 CALIBRATOR SET 281804-1 (99193)		EA	1											
X2D		CABLE ASSEMBLY, SPECIAL PURPOSE, ELECTRICAL: FOR USE WITH 281976-2-1 CALIBRATOR SET 281985-1-1 (99193)		EA	1											
X2D		CABLE SET, SPECIAL PURPOSE, ELECTRICAL 284343-1-1 (99193)		EA	1											
X2D		CALIBRATOR, THERMOSTAT 231445-1 (99193)		EA	1											
X2D		CALIBRATOR SET, CENTRIFUGAL SWITCH 253630-1 (99193)		EA	1											
X2D		CALIBRATOR SET, CENTRIFUGAL SWITCH: ALTERNATE TO 253630-1 CALIBRATOR SET 281976-2-1 (99193)		EA	1											
X2D		COMPRESSOR, RETAINING RING 280279-1 (99193)		EA	1											
X2D		CONTROLLER, TORQUE MOTOR 284322-1-1 (99193)		EA	1											
X2D		DRIVER, BEARING 257710 (70210)		EA	1											

(1) SNR CODE	(2) FEDERAL STOCK NUMBER	(3) DESCRIPTION REF. NUMBER & MFR. CODE	(4) USABLE ON CODE	(5) UNIT OF MEAS URE	(6) QTY INC IN UNIT	(8) 30-DAY OS MAINT ALLOWANCE			(7) 30-DAY OS MAINT ALLOWANCE			(9) 1-YR ALW PER 100 EQUIP CNTGY	(10) DEPOT MAINT ALW PER 100 EQUIP	(11) ILLUS- TRATION		
						(A)	(B)	(C)	(A)	(B)	(C)			(A)	(B)	
						1-30	21-60	61-100	1-30	21-60	61-100			FIG. NO.	ITEM NO.	
X2D		DRIVER, BEARING: CENTRIFUGAL SWITCH SHAFT BEARING AND CARRIER REMOVING 257944-1 (99193)		EA	1											
X2D		DRIVER, BEARING: FAN SHAFT 257622 (70210)		EA	1											
X2D		DRIVER, BUSHING: CENTRIFUGAL SWITCH IDLER SHAFT 253598 (99193)		EA	1											
X2D		DRIVER, SEAL: COMPRESSOR INLET SEAL 281165 (99193)		EA	1											
X2D		DRIVER, SEAL: COMPRESSOR SHAFT SEAL INSTALLING 281314 (99193)		EA	1											
X2D		DRIVER, SEAL: COMPRESSOR SHAFT SLEEVE INSTALLING 281314-1 (99193)		EA	1											
X2D		DRIVER, SEAL: OIL PUMP DRIVE SHAFT SEAL 259800-1 (99193)		EA	1											
X2D		DRIVER, SEAL: OUTPUT SHAFT SEAL 259560 (70210)		EA	1											
X2D		DRIVER, SEAL HAND 253648 (70210)		EA	1											
X2D		DRIVER, BEARING: GOVERNOR DRIVE GEAR INSTALLING 284065-1-1 (99193)		EA	1											
X2D		DRIVER, GEAR SHAFT: GOVERNOR DRIVE GEAR REMOVING 284066-1-1 (99193)		EA	1											
X2D		DRIVER, OIL JET 281408-1 (99193)		EA	1											
X2D		DUMMY GEAR SET, OIL PUMP ASSEMBLY 280207 (99193)		EA	1											
X2D		DYNAMOMETER, MOTOR TEST 253676 (70210)		EA	1											
X2D		EXPANDER, TUBE ROLLER 256068 (70210)		EA	1											
X2D		GAGE, GEAR POSITIONING 281449-1 (99193)		EA	1											
X2D		GUIDE, PLATE, SEAL PRESSING 256436 (70210)		EA	1											
X2D		HANDLE, TOOL, TUBE: FOR USE WITH 253754-1 TUBE PULLER 253755 (70210)		EA	1											
X2D		HOLDER ASSEMBLY, ACCESSORY 253596 (70210)		EA	1											
X2D		HOLDER, BEARING PRESSING 253626-1 (99193)		EA	1											
X2D		HOLDER, BEARING PRESSING 257962 (70210)		EA	1											
X2D		HOLDER, BEARING PRESSING 280241 (99193)		EA	1											
X2D		HOLDER, HOUSING REMOVAL, ROTATING ASSEMBLY 257714 (99193)		EA	1											

(1) SNR CODE	(2) FEDERAL STOCK NUMBER	(3) DESCRIPTION REF. NUMBER & MFR. CODE	(4) U N I T M E A S U R E	(5) QTY INC IN UNIT	(6) 30-DAY QS MAINT ALLOWANCE			(7) 30-DAY QS MAINT ALLOWANCE			(8) 1-YR ALW PER 100 SQMP CNTGY	(9) DEPOT MAINT ALW PER 100 SQMP	(10) ILLUS- TRATION	
					(A)	(B)	(C)	(A)	(B)	(C)	(A)	(B)		
					1-00	21-00	01-100	1-00	21-00	01-100	FILE NO.	ITEM NO.		
X2D		HOLDER, OIL PUMP ASSEMBLY 280208 (99193)	EA	1										
X2D		HOLDER, ROTATING, ASSEMBLY PRESSING 256108 (70210)	EA	1										
X2D		HOLDER, SEAL INSTALLING 281029 (99193)	EA	1										
X2D		HOLDER, STUD INSTALLING 253674 (70210)	EA	1										
X2D		HOLDER, TOOL, TUBE 253752 (70210)	EA	1										
X2D		HOLDER, ACCESSORY CASE 280245 (99193)	EA	1										
X2D		HOLDER, ATOMIZER DISTRIBUTOR 281464-1 (99193)	EA	1										
X2D		HOLDER, ATOMIZER GAS TURBINE 253680 (70210)	EA	1										
P F	4920-336-0648	HOLDER, CLUTCH TORQUING 285541-1-1 (99193)	EA	1	*	*	*	*	*	*	1	5		
X2D		HOLDER, IMPELLER PRESSING 256226 (70210)	EA	1										
X2F		HOSE KIT, ANALYZER 281605-2 (99193)	EA	1										
X2D		INSERT, BALANCING SUPPORT, ROTATING ASSEMBLY 256377-9 (70210)	EA	1										
X2D		INSERT, BALANCING SUPPORT, ROTATING ASSEMBLY, ARBOR SUPPORT 256377-6 (70210)	EA	1										
X2D		INSERT, BALANCING SUPPORT ROTATING ASSEMBLY COMPRESSOR SHAFT SUPPORT 256377 (70210)	EA	1										
X2D		KNURL MACHINE CIRCUMFERENTIAL LAND 281694-1 (99193)	EA	1										
X2D		LAPPING TOOL, BUSHING, HAND 262724 (70210)	EA	1										
X2D		LOSSENING TOOL, TUBE 256071 (70210)	EA	1										
X2D		MEASURING SECTION, FAN AIR 265836-2 (99193)	EA	1										
X2F		MOUNT, GAS TURBINE ENGINE, LOWER 281499-2 (99193)	EA	1										
X2D		MOUNT, VIBRATION PICKUP 265846-2 (99193)	EA	1										
X2D		PANEL TEST, ELECTRICAL 253678-1 (70210)	EA	1										
X2D		PANEL ASSEMBLY, ELECTRICAL CONTROL 284051-1-1 (99193)	EA	1										
X2D		POSITIONER, BALL VALVE 281421-1 (99193)	EA	1										
X2F		PULLER, MECHANICAL FAN 253592 (70210)	EA	1										

(1) SMM CODE	(2) FEDERAL STOCK NUMBER	(3) DESCRIPTION REF. NUMBER & MFR. CODE	(4) USABLE ON CODE	(5) QTY INC OR UNIT	(6) 30-DAY OS MAINT ALLOWANCE			(7) 30-DAY OS MAINT ALLOWANCE			(8) 1-YR ALW PER 100 EQUIP CNTGY	(9) DEPOT MAINT ALW PER 100 EQUIP	(10) ILLUS- TRATION	
					(A)	(B)	(C)	(A)	(B)	(C)			(A)	(B)
					1-30	21-30	31-100	1-30	21-30	31-100			FIG. NO.	ITEM NO.
X2D		PULLER, MECHANICAL GOVERNOR GAGE ASSEMBLY 257954 (70210)	EA	1										
X2D		PULLER, MECHANICAL, HOUSING 280173 (99193)	EA	1										
X2D		PULLER, MECHANICAL, SCROLL 280346 (99193)	EA	1										
X2F		PULLER, MECHANICAL, SEAL; TACHOMETER-GENERATOR SHAFT SEAL REMOVING 280209 (99193)	EA	1										
X2F		PULLER, MECHANICAL, SEAL, FUEL PUMP 259898 (99193)	EA	1										
X2D		PULLER, MECHANICAL, SHAFT 281028 (99193)	EA	1										
X2D		PULLER, TUBE: OIL COOLER TUBE REMOVING 253426 (70210)	EA	1										
X2D		PULLER, TUBE: OIL COOLER TUBE REMOVAL 253754-1 (99193)	EA	1										
X2D		PULLER, MECHANICAL, BEARING 281404-1 (99193)	EA	1										
X2D		PULLER, MECHANICAL, BUSHING 281475-1 (99193)	EA	1										
X2D		PULLER, MECHANICAL, EXDUCER 280981 (99193)	EA	1										
X2D		RING, CENTERING, GEAR BACKLASH 253586 (70210)	EA	1										
X2D		ROLLER, BURRING TUBE 256066 (70210)	EA	1										
P F	6115-731-0051	SLING, BEAM TYPE, ADJUSTABLE 281513-1 (99193)	EA	1	*	*	*	*	*	*	1	5		
X2F		SLING, BEAM TYPE, ADJUSTABLE 281514-1 (99193)	EA	1										
P F	1730-961-3068	STAND, PORTABLE, GAS TURBINE ENGINE 281270-0-3 (99193)	EA	1	*	*	*	*	*	*	5	5		
X2D		SUPPORT, BALANCING, ROTATING ASSEMBLY 280211 (99193)	EA	1										
X2D		SUPPORT, BALANCING, TURBINE WHEEL 280994 (99193)	EA	1										
X2D		SWAGING MACHINE, TUBE AND HEADER 256116 (99193)	EA	1										
X2D		TEST SET, ARMATURE 266674 (70210)	EA	1										
X2D		TEST SET, INSULATION BREAKDOWN, AC AND DC 259814-1 (70210)	EA	1										
X2D		TEST STAND, FUEL ACCESSORIES 281600-1 (99193)	EA	1										
X2D		TEST SYSTEM, GAS TURBINE ENGINE 281700 (99193)	EA	1										

(1) SMM CODE	(2) FEDERAL STOCK NUMBER	(3) DESCRIPTION REF. NUMBER & MFR. CODE	(4) USABLE ON CODE	(5) QTY INC IN UNIT	(6) 30-DAY GS MAINT ALLOWANCE			(7) 30-DAY GS MAINT ALLOWANCE			(8) 1-YR ALW PER 100 EQUIP CMTY	(9) DEPOT MAINT ALW PER 100 EQUIP	(10) ILLUS- TRATION	
					(A)	(B)	(C)	(A)	(B)	(C)			(A)	(B)
					1-30	21-30	31-100	1-30	21-30	31-100			FIG. NO.	ITEM NO.
X2D		TESTER, LEAKAGE, CENTRIFUGAL SWITCH 257640 (99193)		EA	1									
X2D		TESTER, LEAKAGE, MOTOR OR SEAL 272413-1 (99193)		EA	1									
X2D		TESTER, ELECTRICAL EQUIPMENT, GENERATOR SET 284049-1-1 (99193)		EA	1									
X2D		TESTER, FUEL NOZZLE 281450-1 (99193)		EA	1									
X2D		THERMOCOUPLE, IMMERSION 281510-1 (99193)		EA	1									
X2D		TIP, BUMPING, TUBE 253756-8 (70210)		EA	1									
X2D		TIP, BUMPING, TUBE 253756-9 (70210)		EA	1									
X2D		TIP, BUMPING, TUBE 253756-11 (70210)		EA	1									
X2D		TIP, PULLING, TUBE 256070 (70210)		EA	1									
X2D		WRENCH, SOCKET 256222 (70210)		EA	1									
X2D		WRENCH, SPANNER 253562-1 (24617)		EA	1									
X2D		WRENCH, SPLINED 259686-1 (70210)		EA	1									



ME 6115-339-35P/1 (1)

Figure 1 (1). Enclosure.

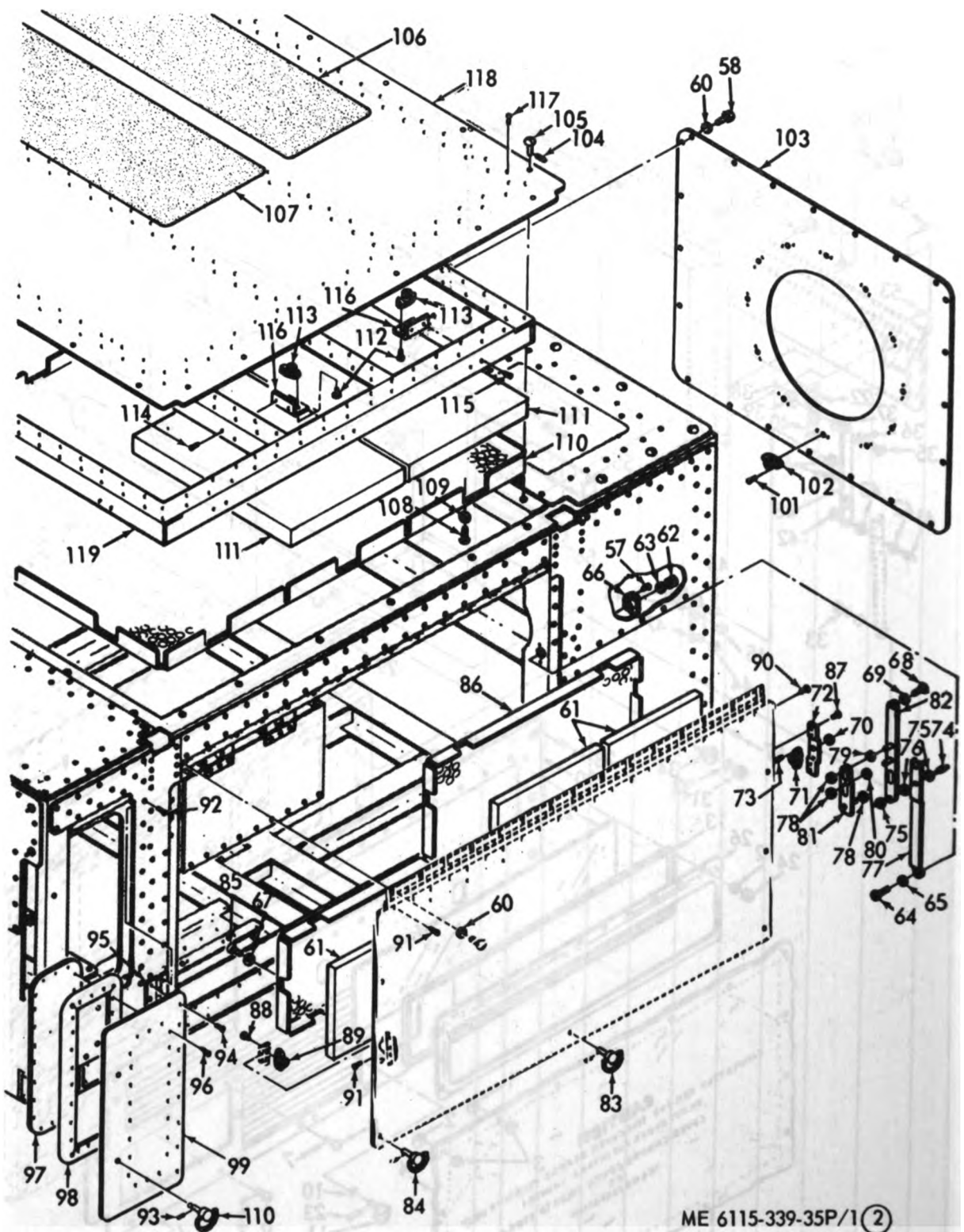
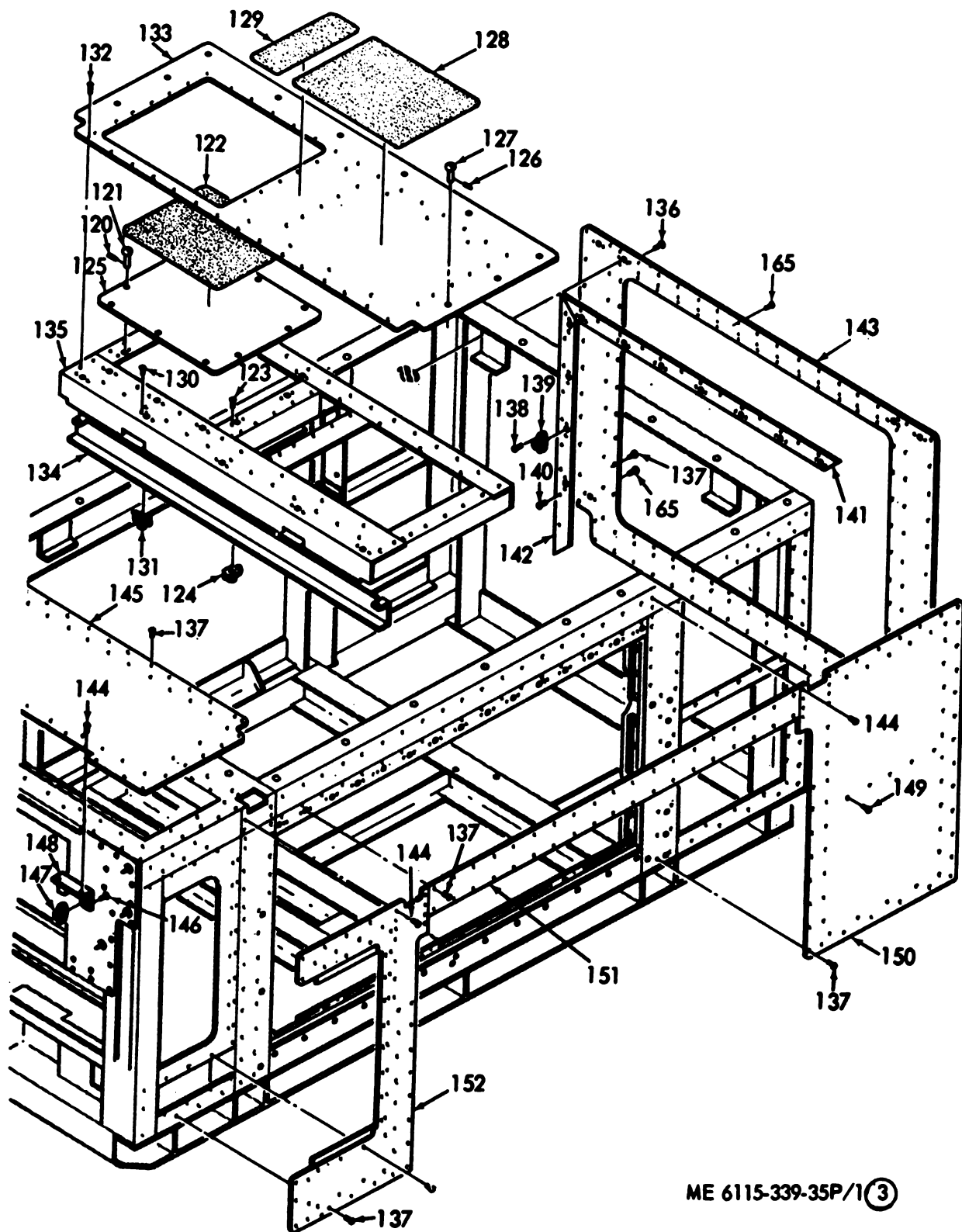
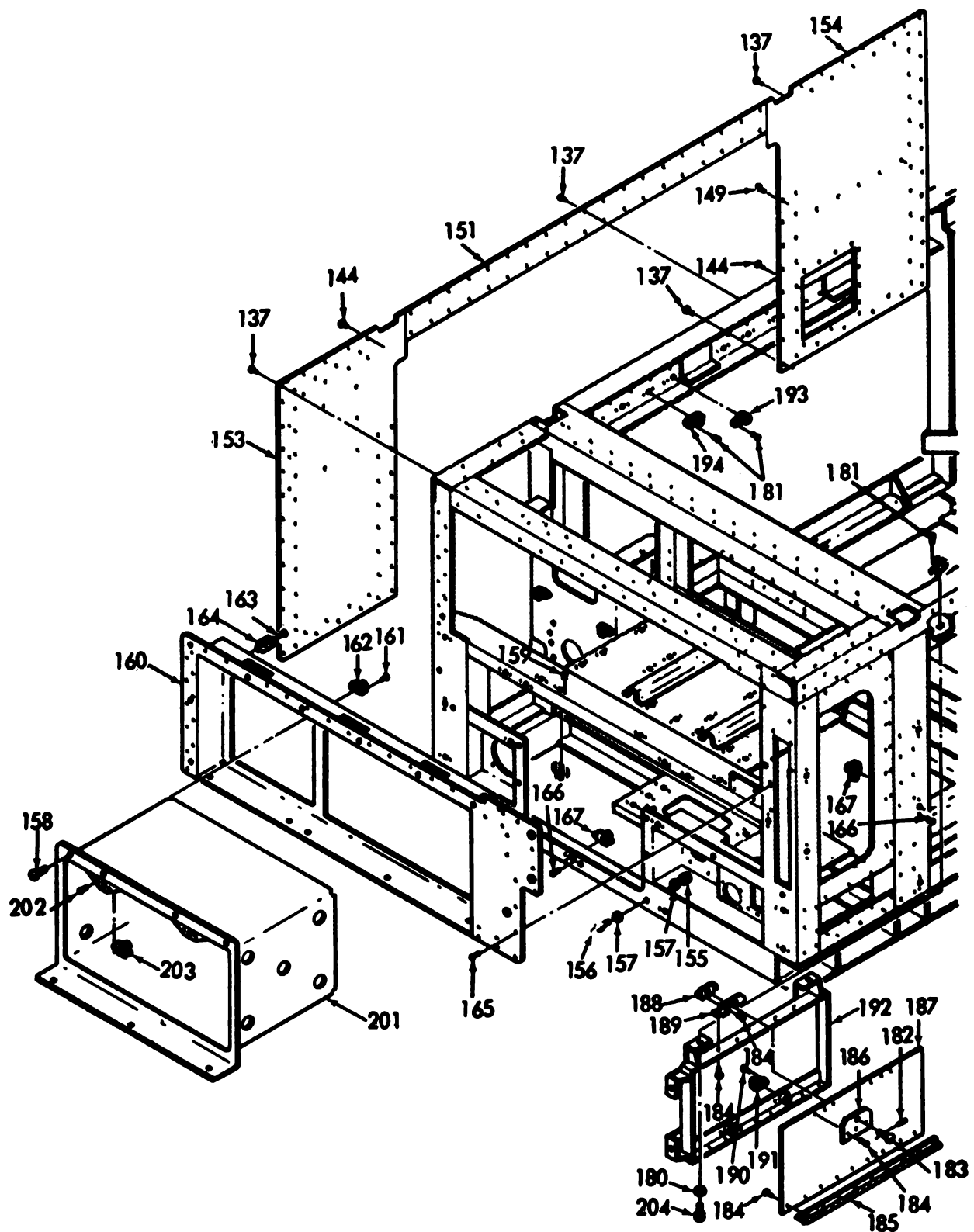


Figure 1(2). Enclosure.



ME 6115-339-35P/1(3)

Figure 1(3). Enclosure.



ME 6115-339-35P/1 (4)

Figure 1 (4). Enclosure.

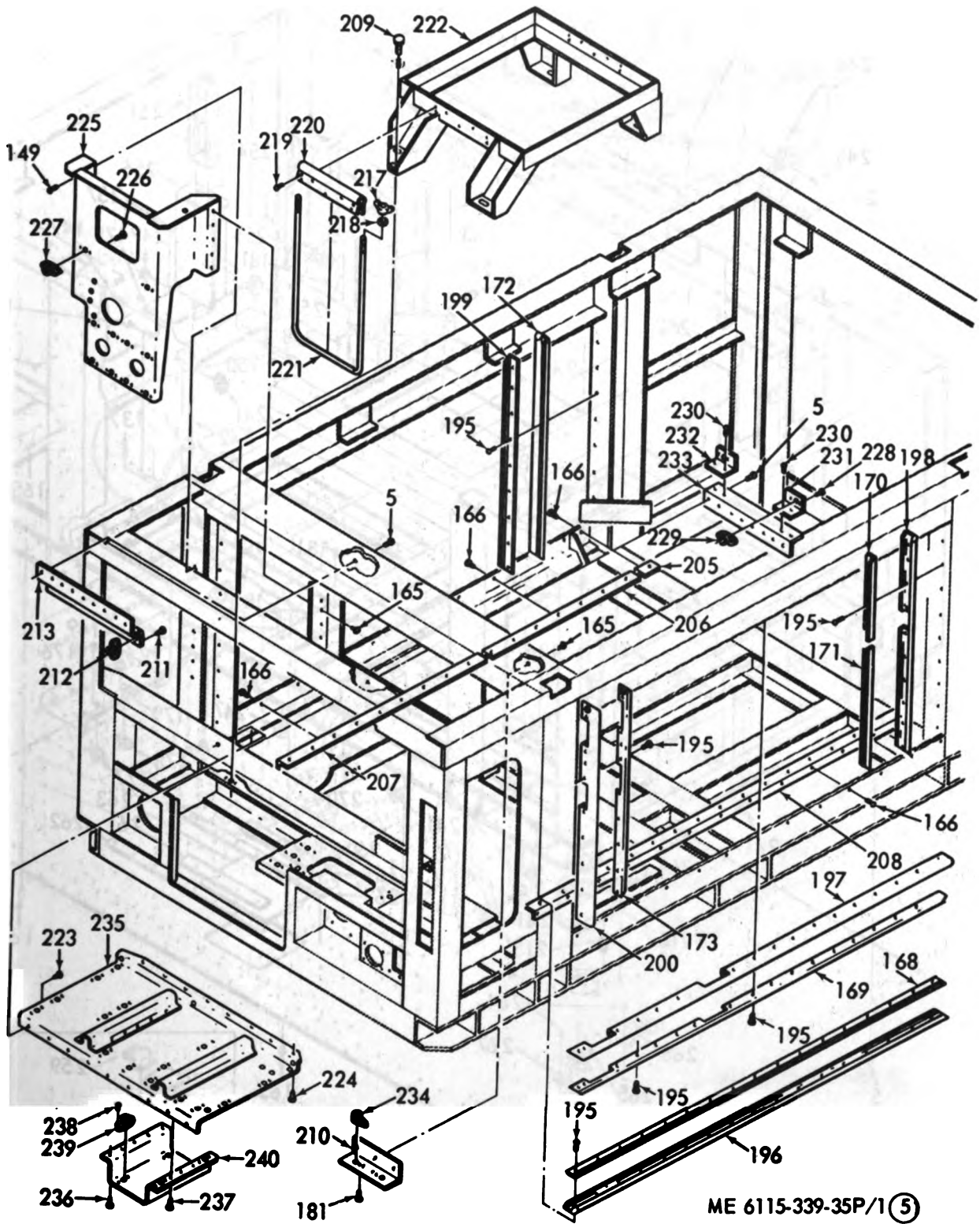


Figure 1 (5). Enclosure.

ME 6115-339-35P/1 (5)

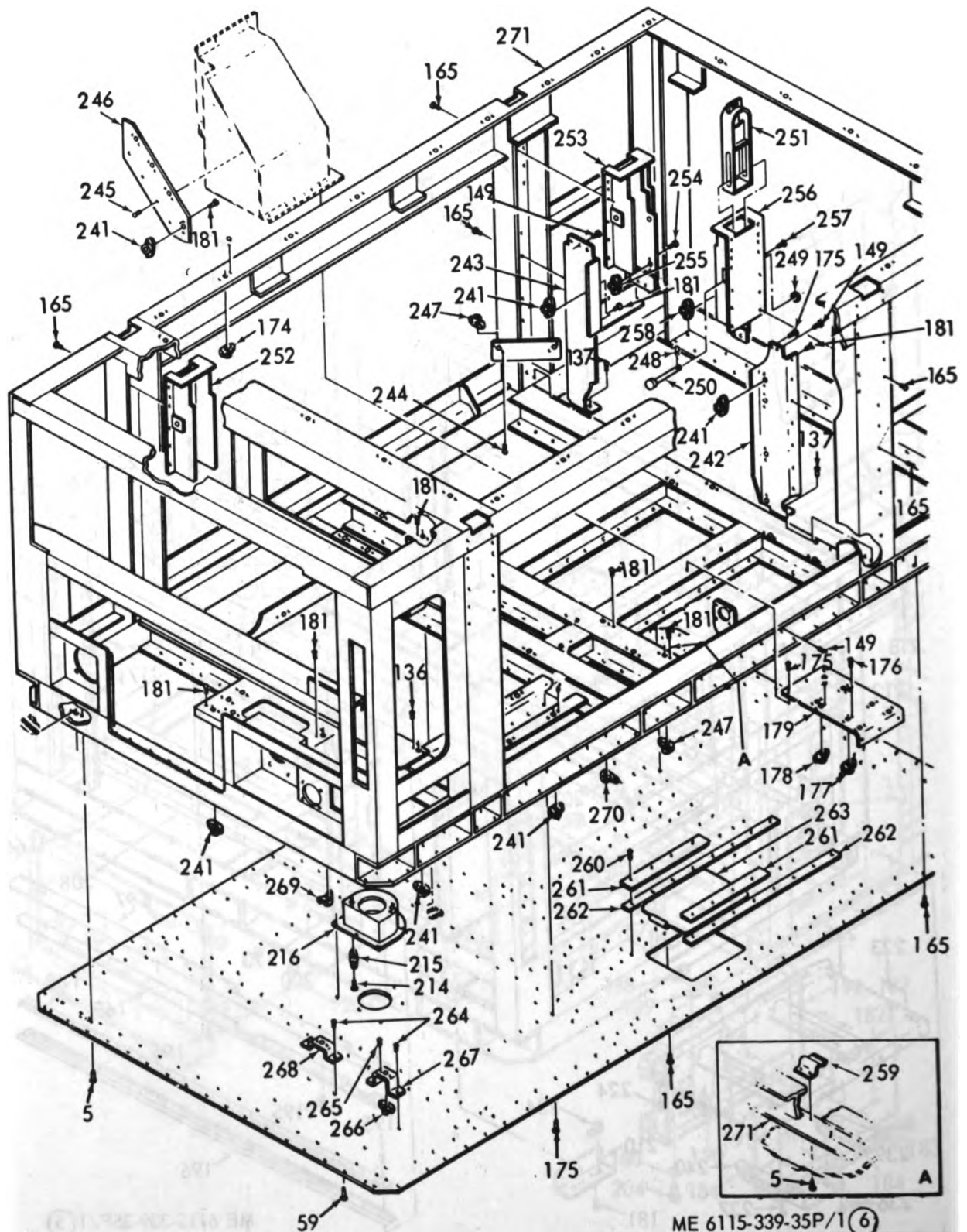
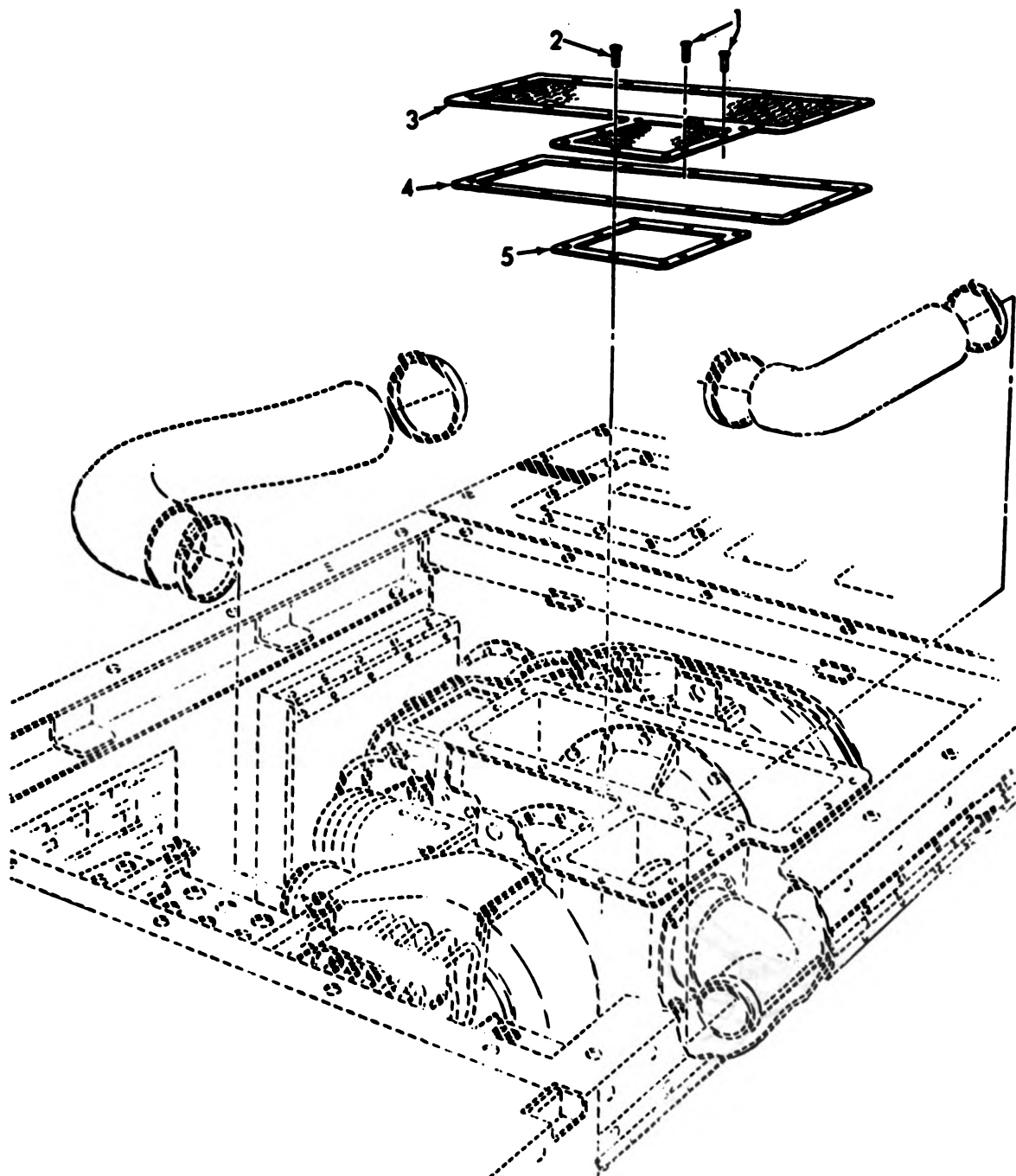
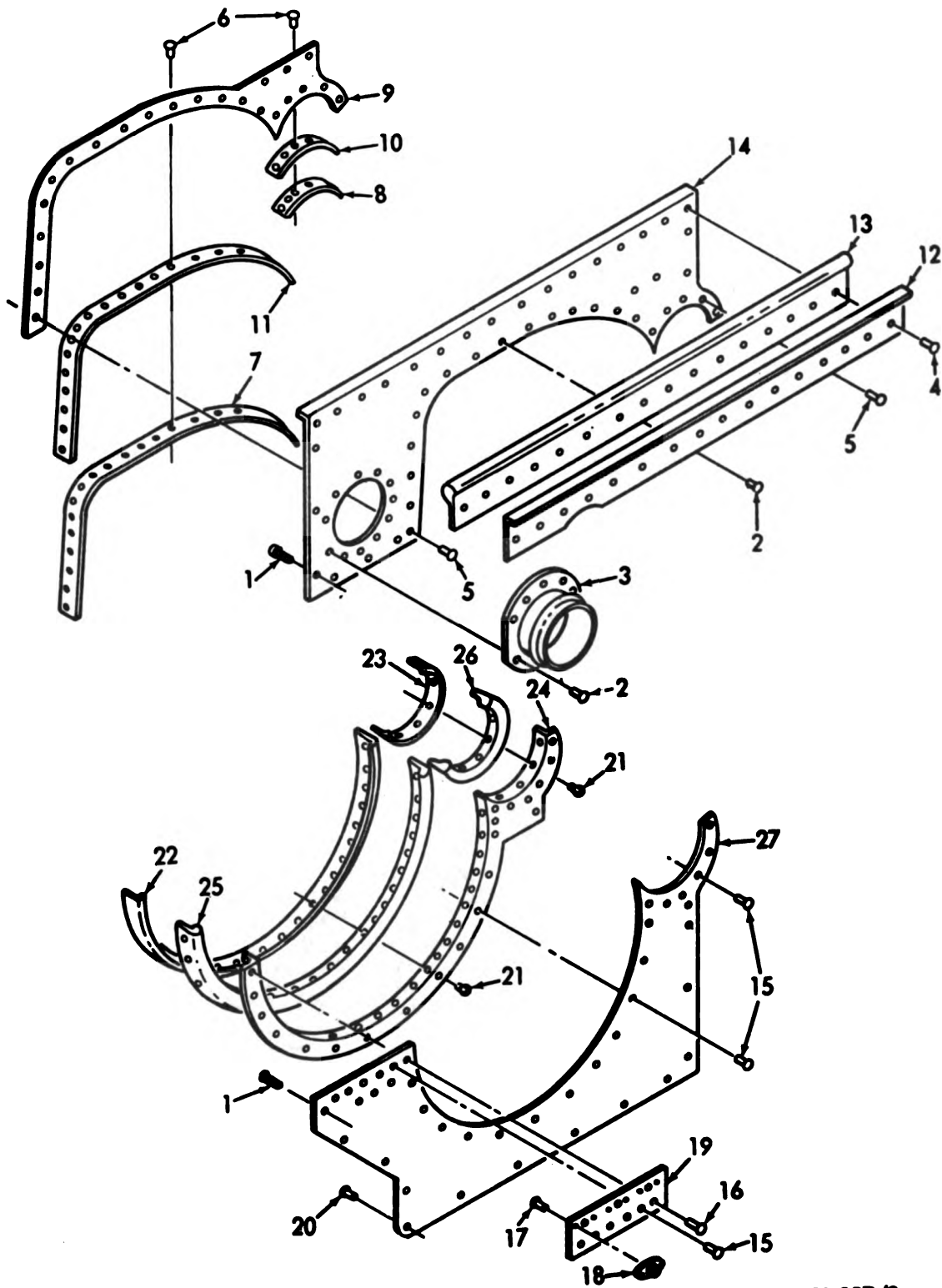


Figure 1 (6). Enclosure.



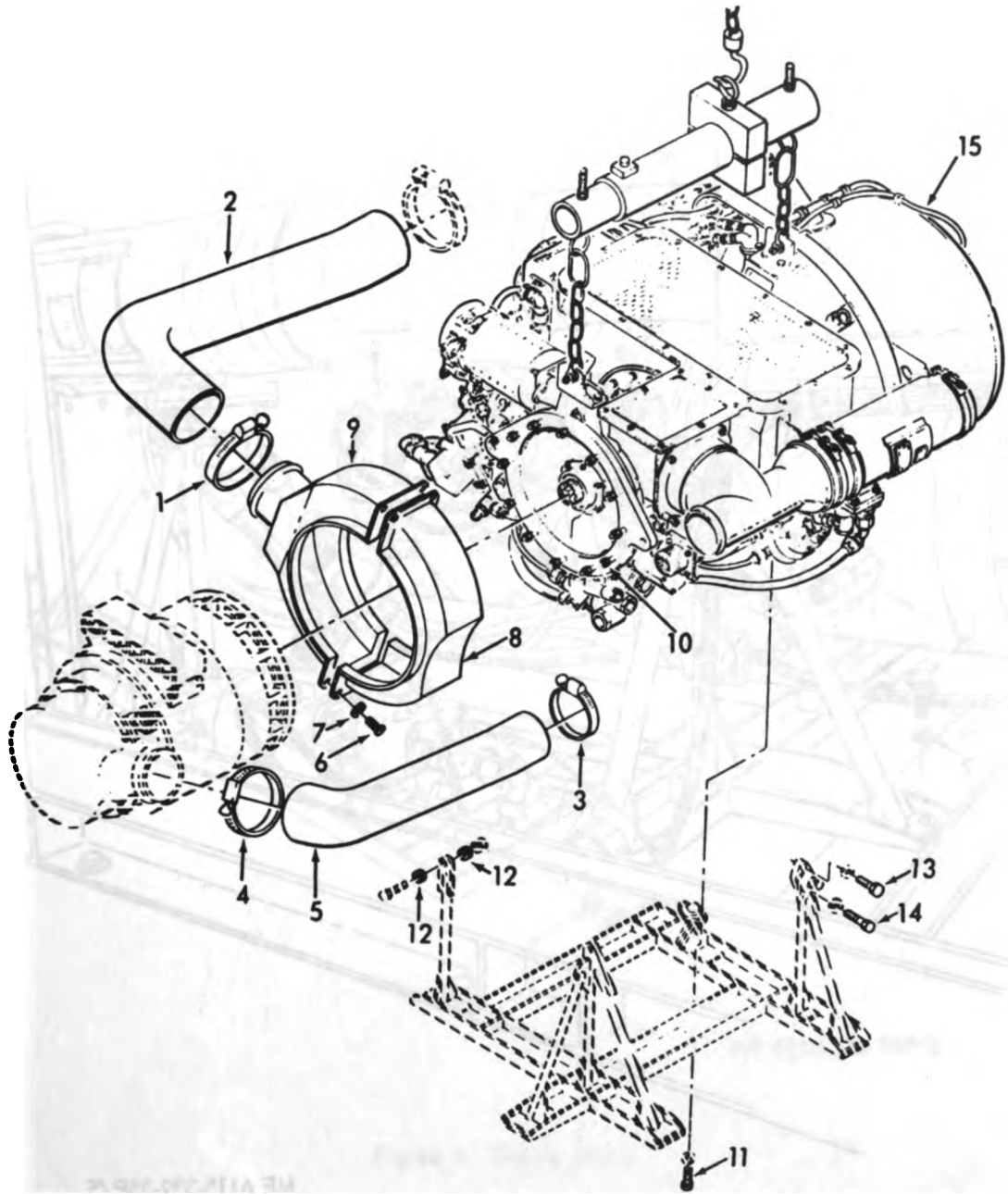
ME 6115-339-35P/2

Figure 2. Screen Assembly and Generator Cooling Air Hoses.



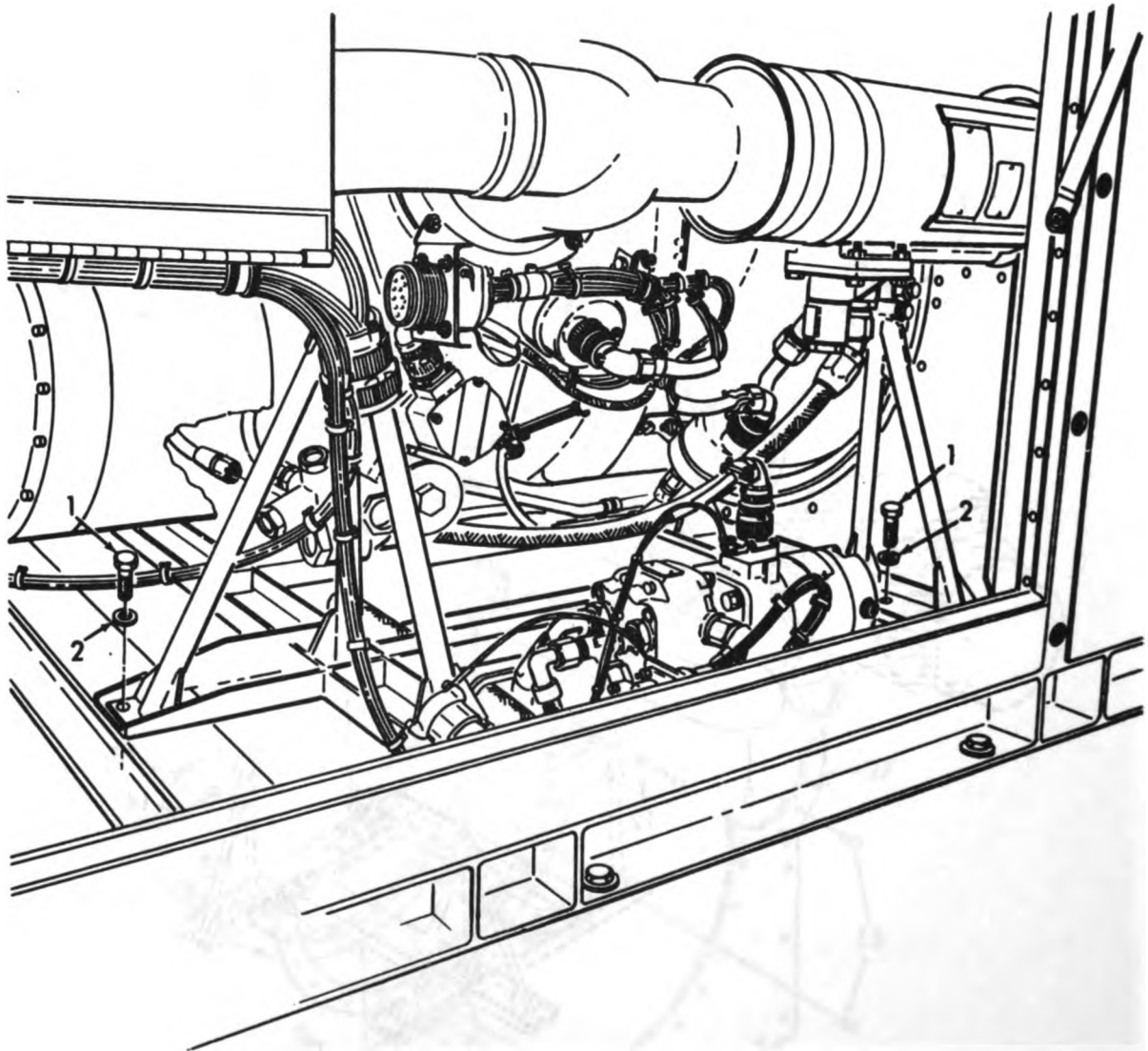
ME 6115-339-35P/3

Figure 3. Firewall.



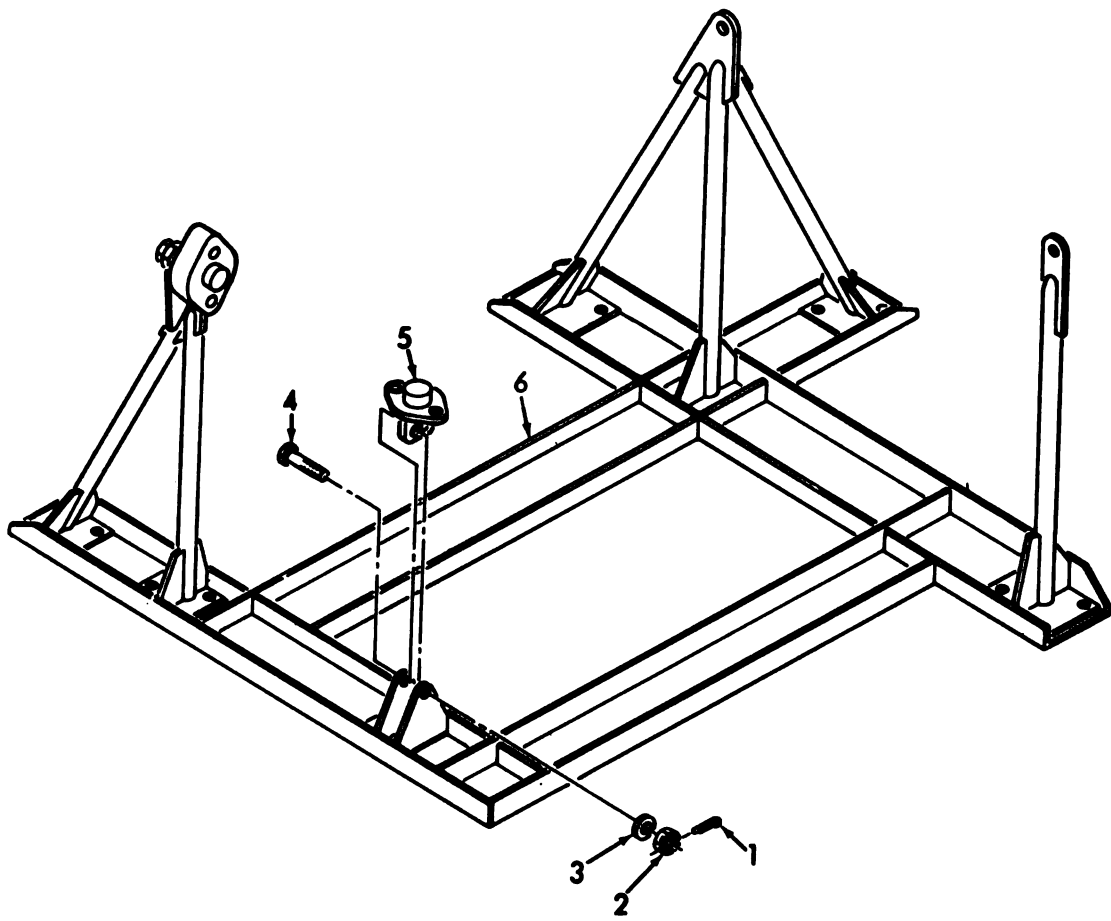
ME 6115-339-35P/4

Figure 4. Generator Air Duct, Hoses, Clamps and Shell Assembly.



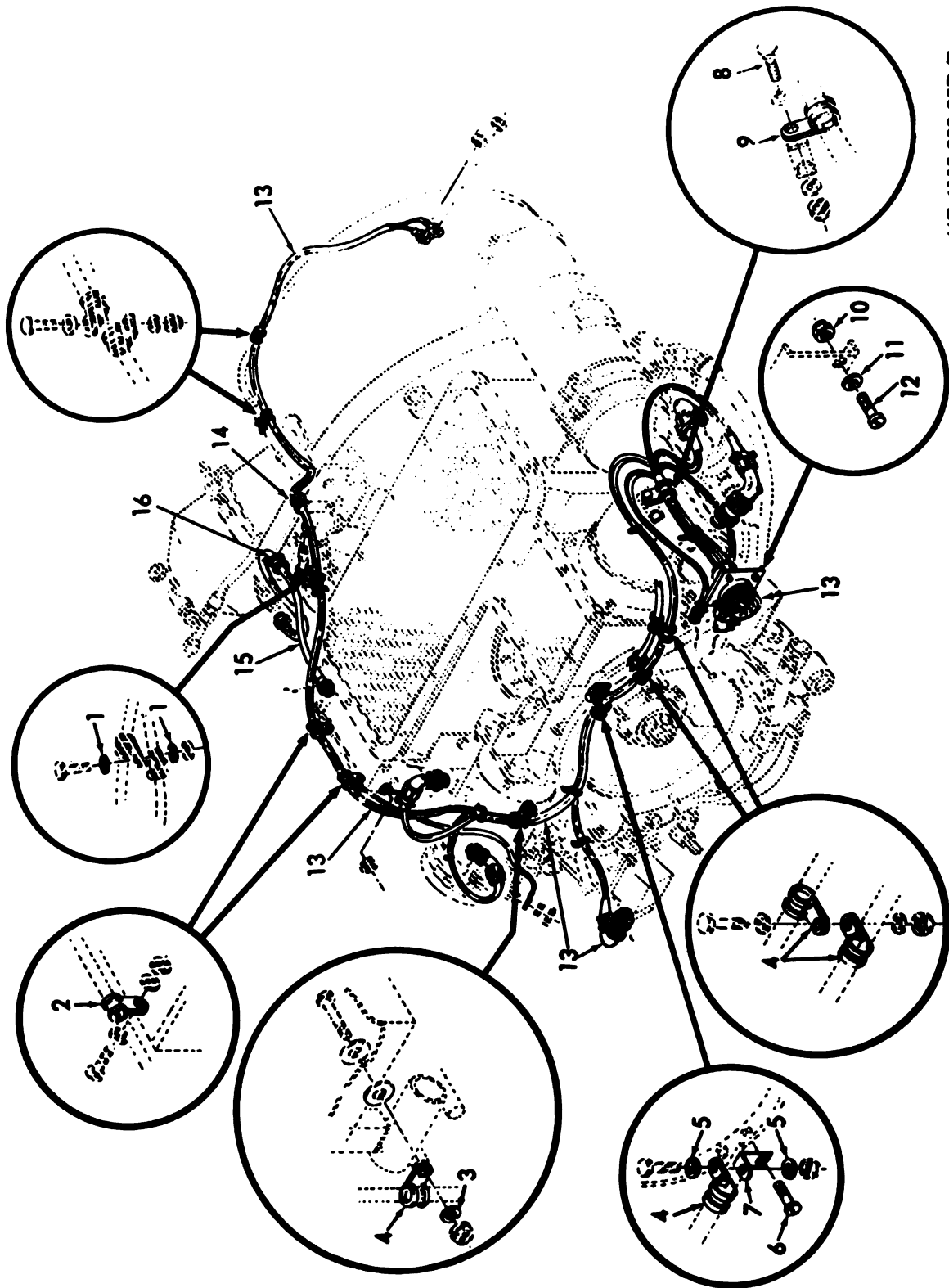
ME 6115-339-35P/5

Figure 5. Gas Turbine Engine.



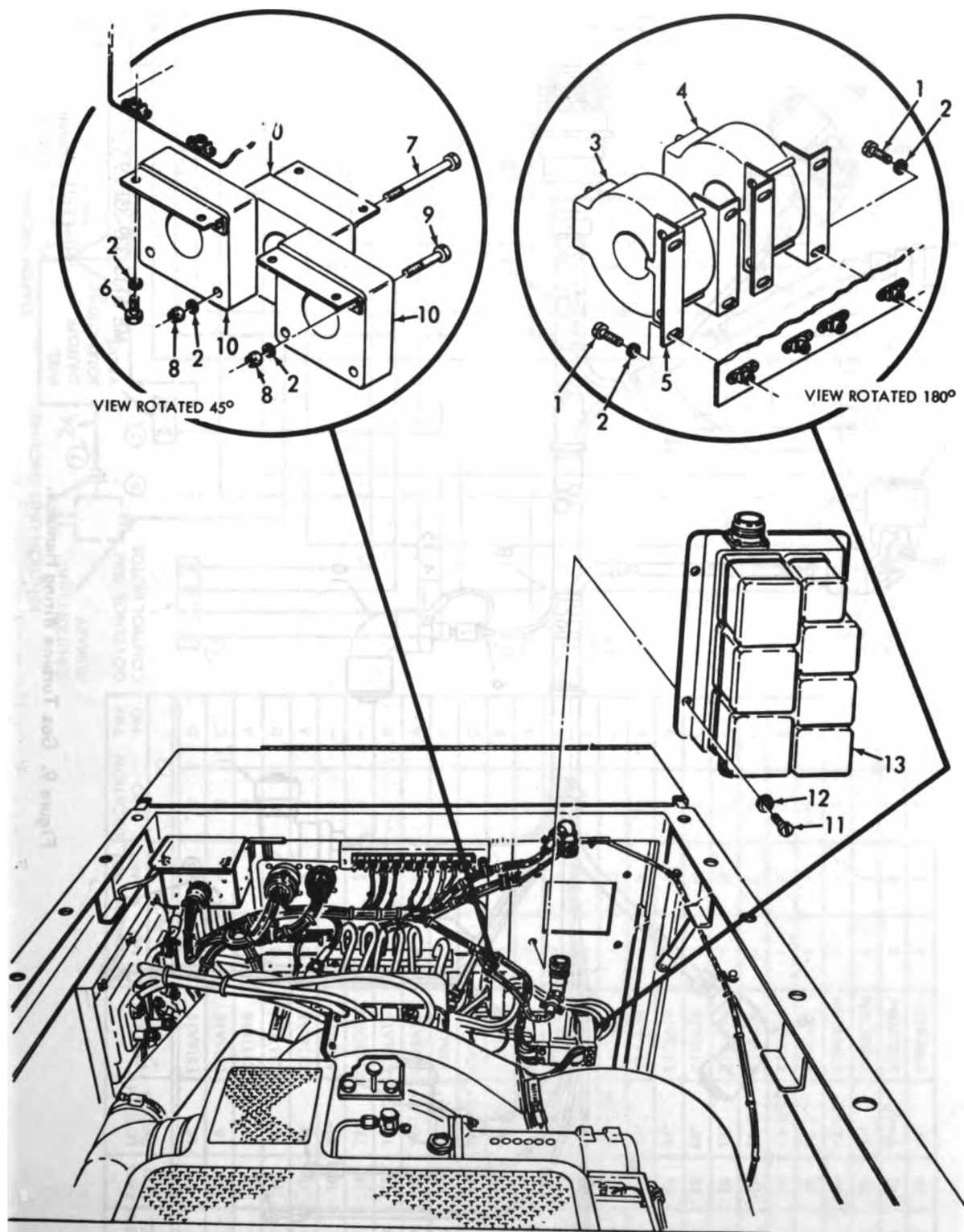
ME 6115-339-35P/6

Figure 6. Engine Stand.



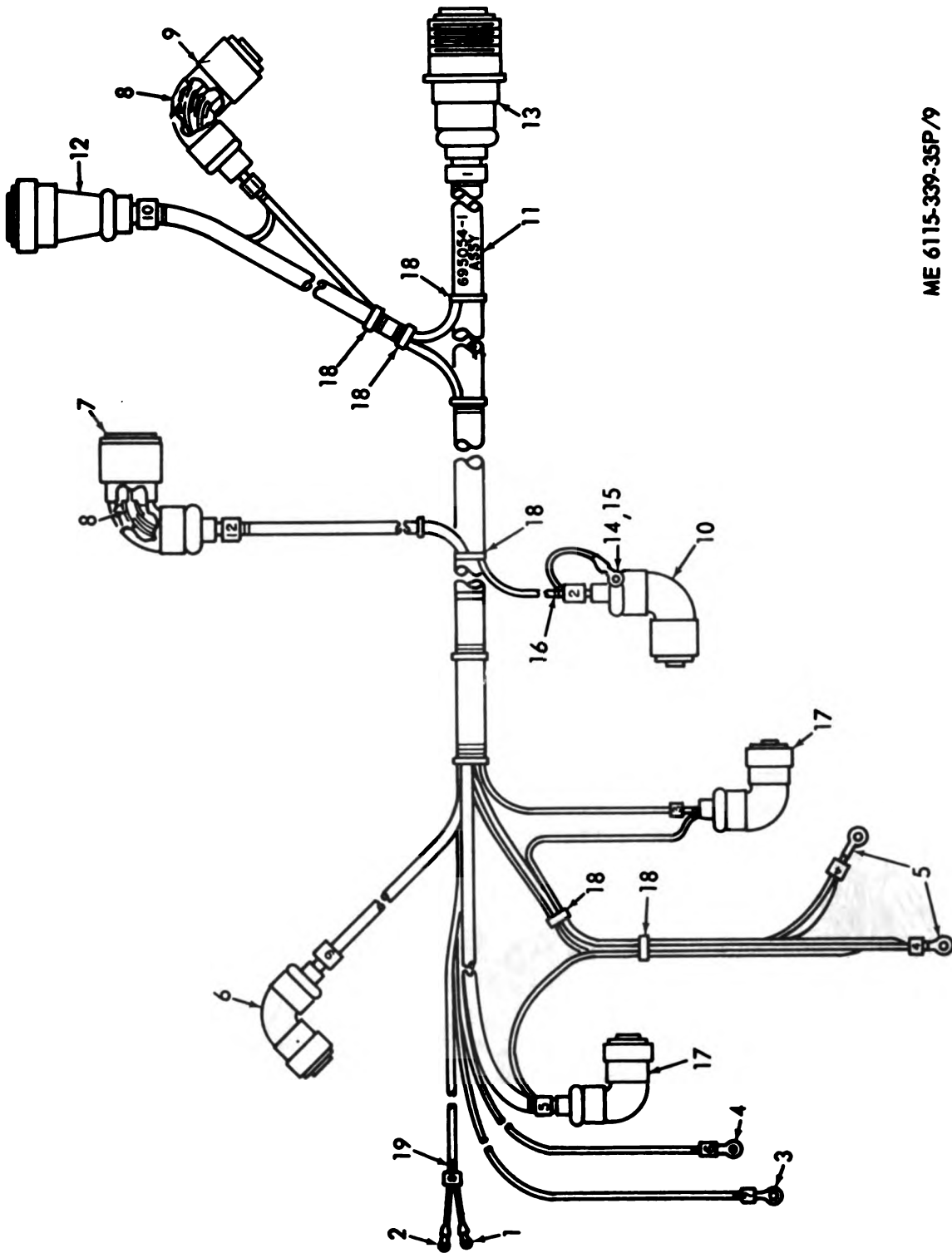
ME 6115-339-35P/7

Figure 7. Wiring Harness and Igniter Plug.



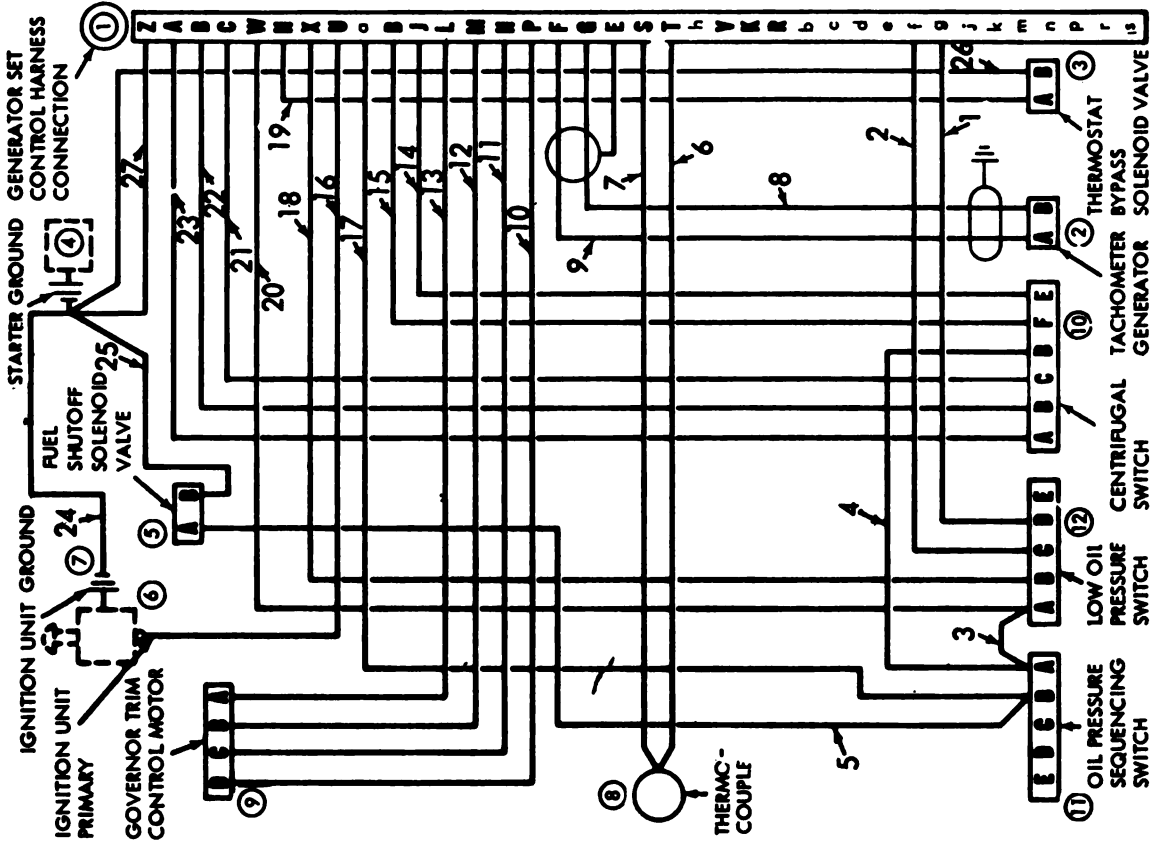
ME 6115-339-35P/8

Figure 8. Governor Load Control.



ME 6115-339-35P/9

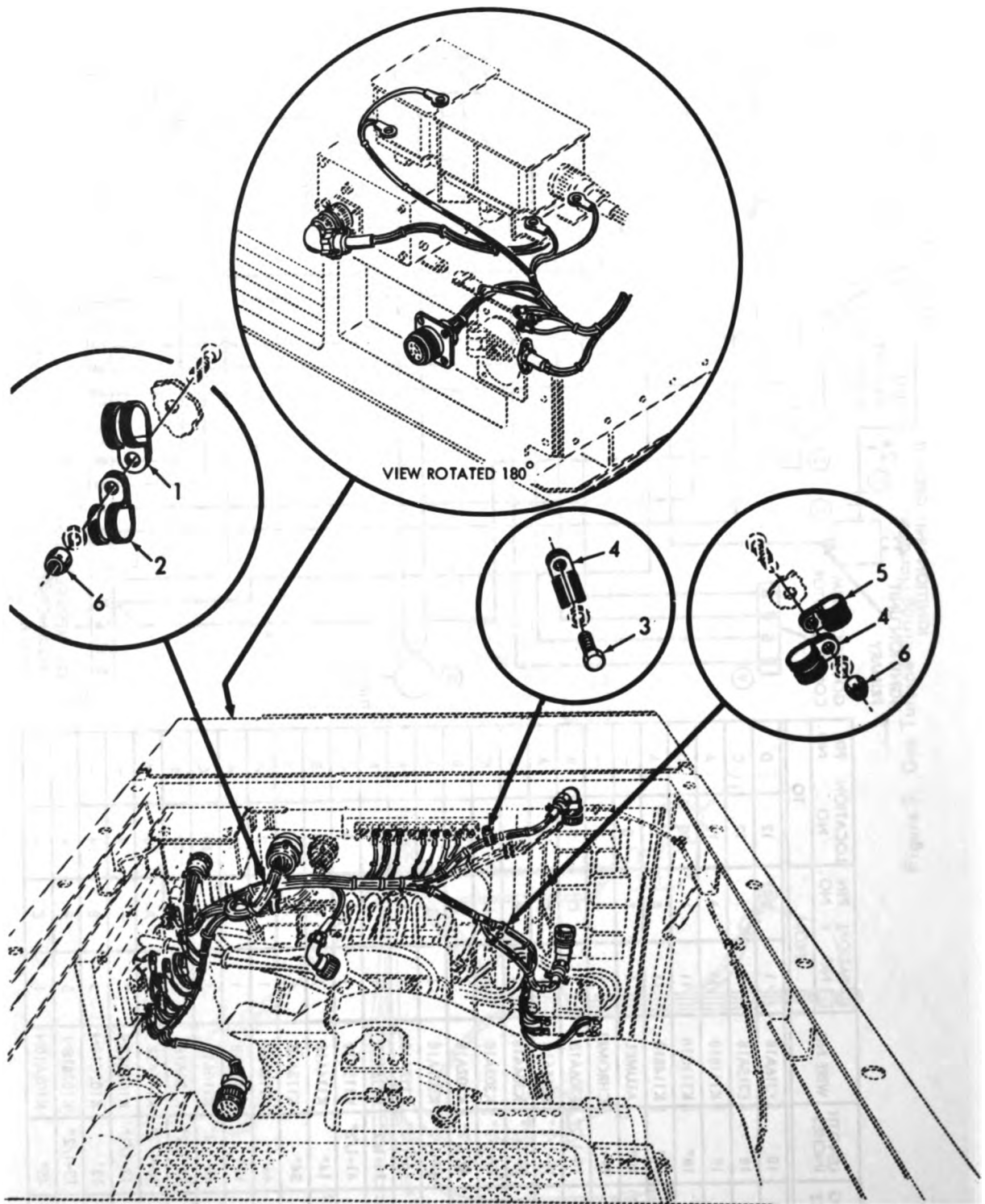
Figure 9. Gas Turbine Wiring Harness.



ME 6115-339-35P/10

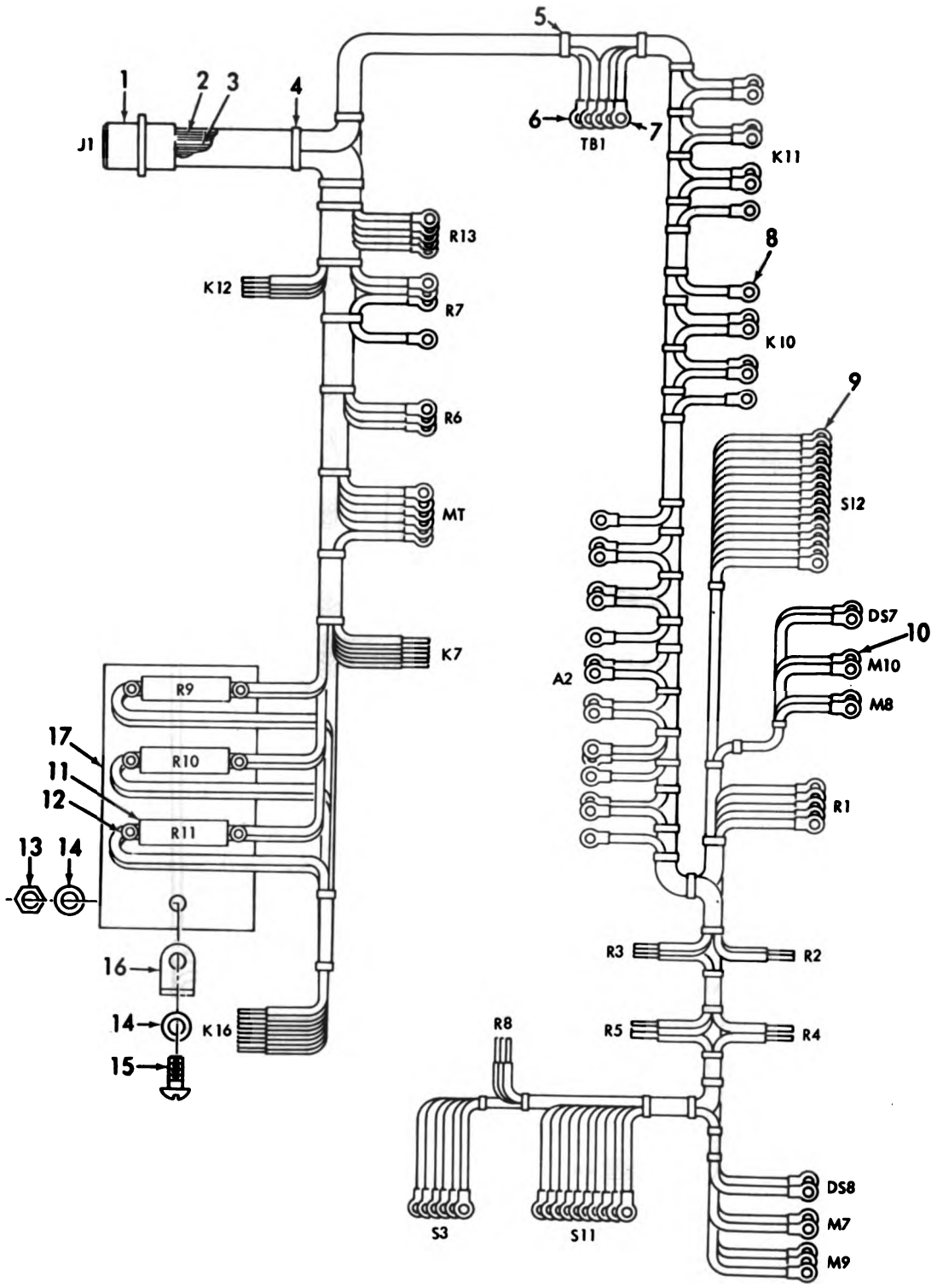
INDEX NO.	AWG SIZE	LENGTH INCHES	WIRE NO.	LOCATION		PIN NO.	LOCATION NO.	PIN NO.	LOCATION NO.
				FROM	TO				
1	18	18	E316A18	1	9	12	D		
2	18	18	E315A18	1	f	12	C		
3	18	19	K111B18	11	A	12	A		
4	18	18"	K111C18	11	A	10	D		
5	18	57"	K114B18	11	B	5	A		
6	18	79"	ALUMEL	1	T	8	-		
7	18	79"	CHROMEL	1	S	8	-		
8	18	18-1/2"	E306A18	1	G	2	B		
9	18	18-1/2"	E305A18	1	F	2	A		
10	18	49-1/2"	K304A18;	1	P	9	D		
11	18	49-1/2"	K303A18	1	N	9	C		
12	18	49-1/2"	K302A18	1	M	9	B		
13	18	49-1/2"	K301A18	1	L	9	A		
14	18	16-1/2"	K117A18	1	J	10	E		
15	18	16-1/2"	K116A18	1	D	10	F		
16	18	41-1/2"	K115A18	1	U	6	-		
17	18	14"	K114A18	1	o	11	B		
18	18	24"	K113A18	1	X	12	B		
19	18	44"	K112A18	1	H	3	A		
20	18	19"	K111A18	1	W	12	A		
21	18	16-1/2"	K110A18	1	C	10	C		
22	18	16-1/2"	K109A18	1	B	10	B		
23	18	16-1/2"	K107A18	1	A	10	A		
24	18	13-1/2"	K102D18N	7	-	4	-		
25	18	13"	K102C18N	5	B	4	-		
26	18	13-1/2"	K102B18N	3	B	4	-		
27	18	45"	K102A18N	1	Z	4	-		

Figure 10. Gas Turbine Wiring Harness, Wiring Diagram and Wire Identification Chart.



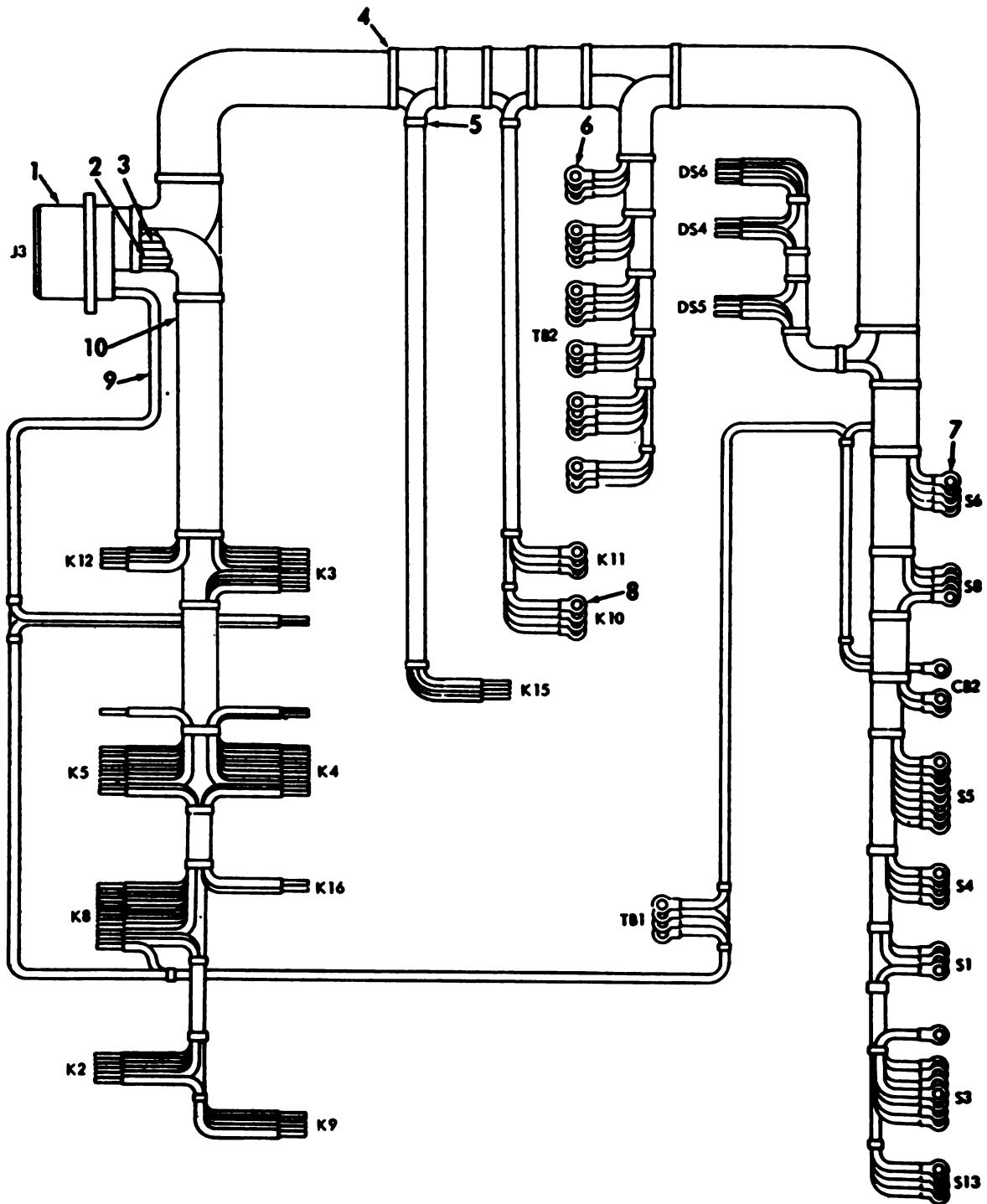
ME 6115-339-35P/11

Figure 11. AC Wiring Harness.



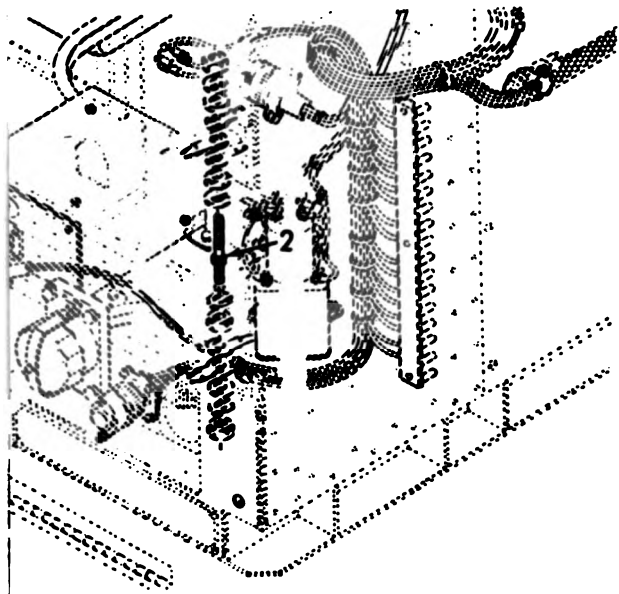
ME 6115-339-35P/12

Figure 12. AC Cubicle Wiring Harness.



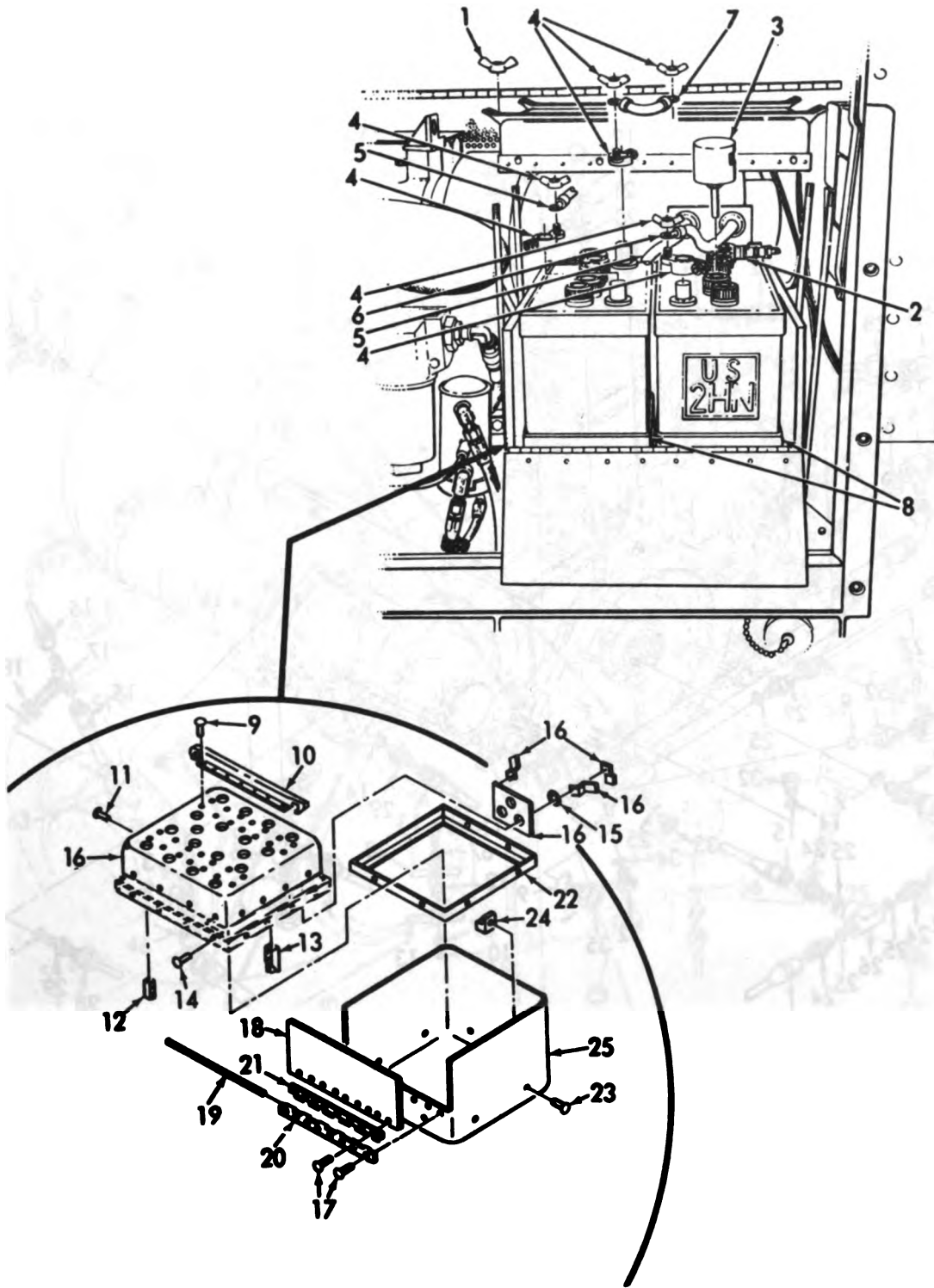
ME 6115-339-35P/13

Figure 13. Cubicle DC Branched Wiring Harness.



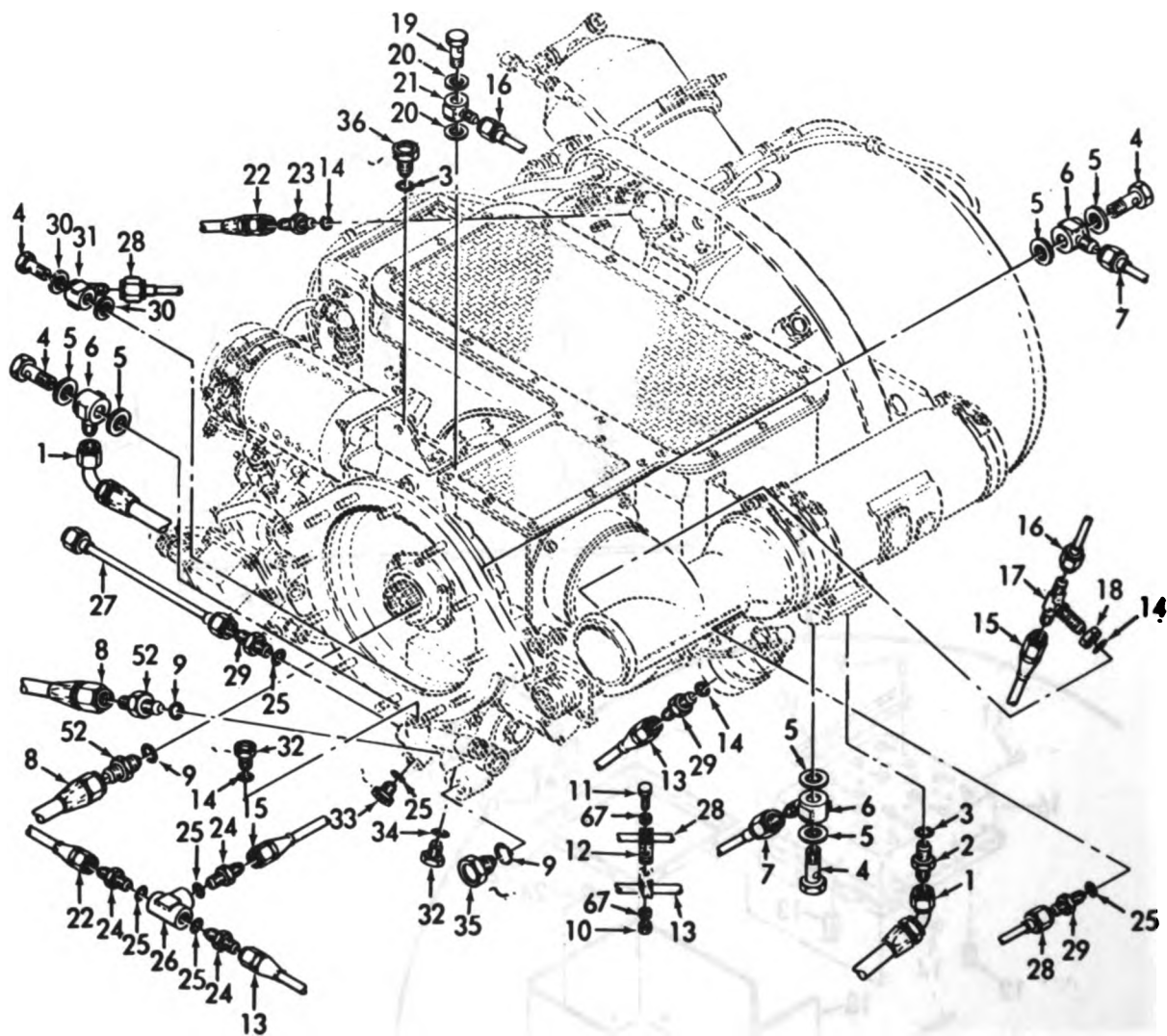
ME 6115-339-35P/14

Ground Terminals.



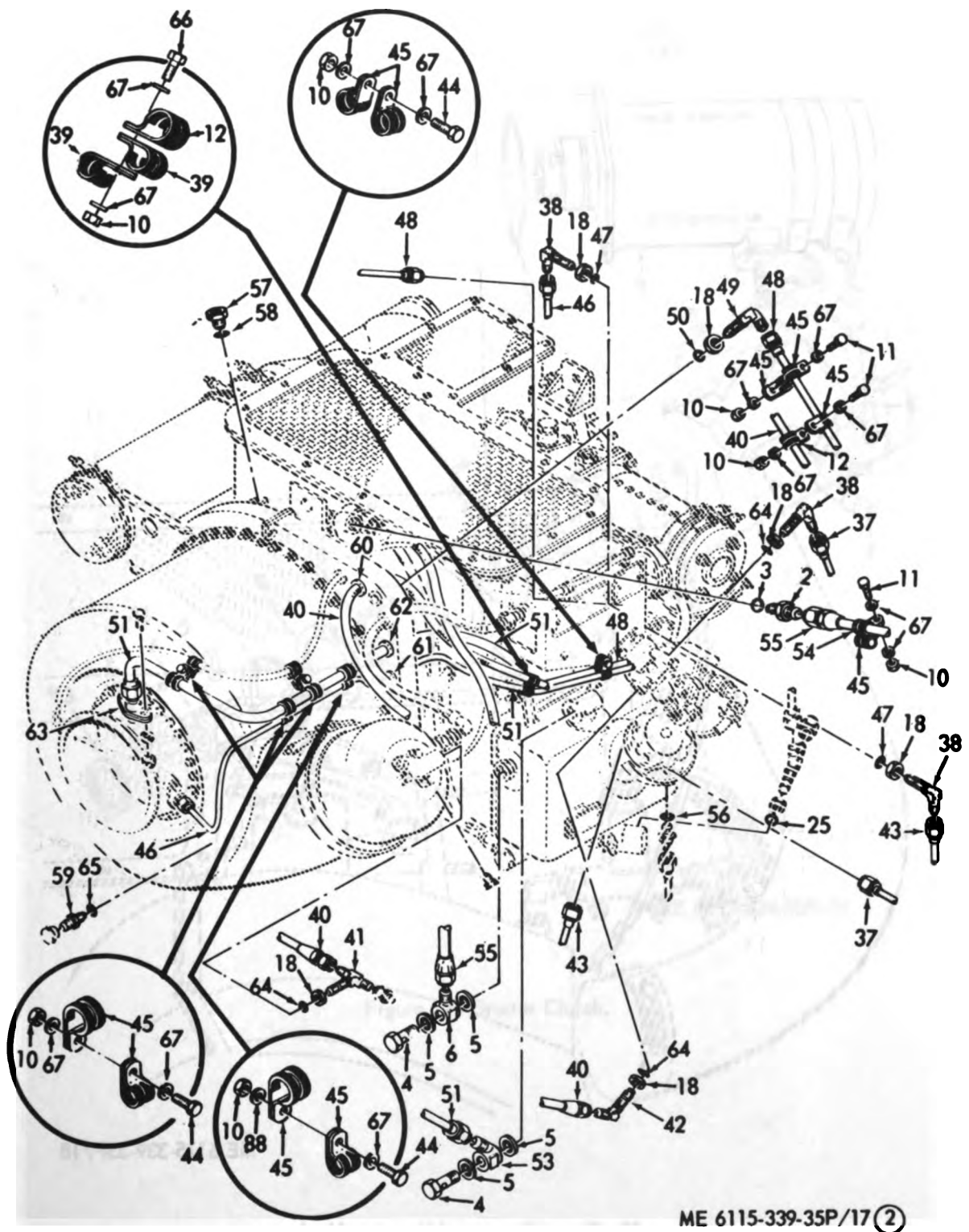
ME 6115-339-35P/16

Figure 16. Battery Box.



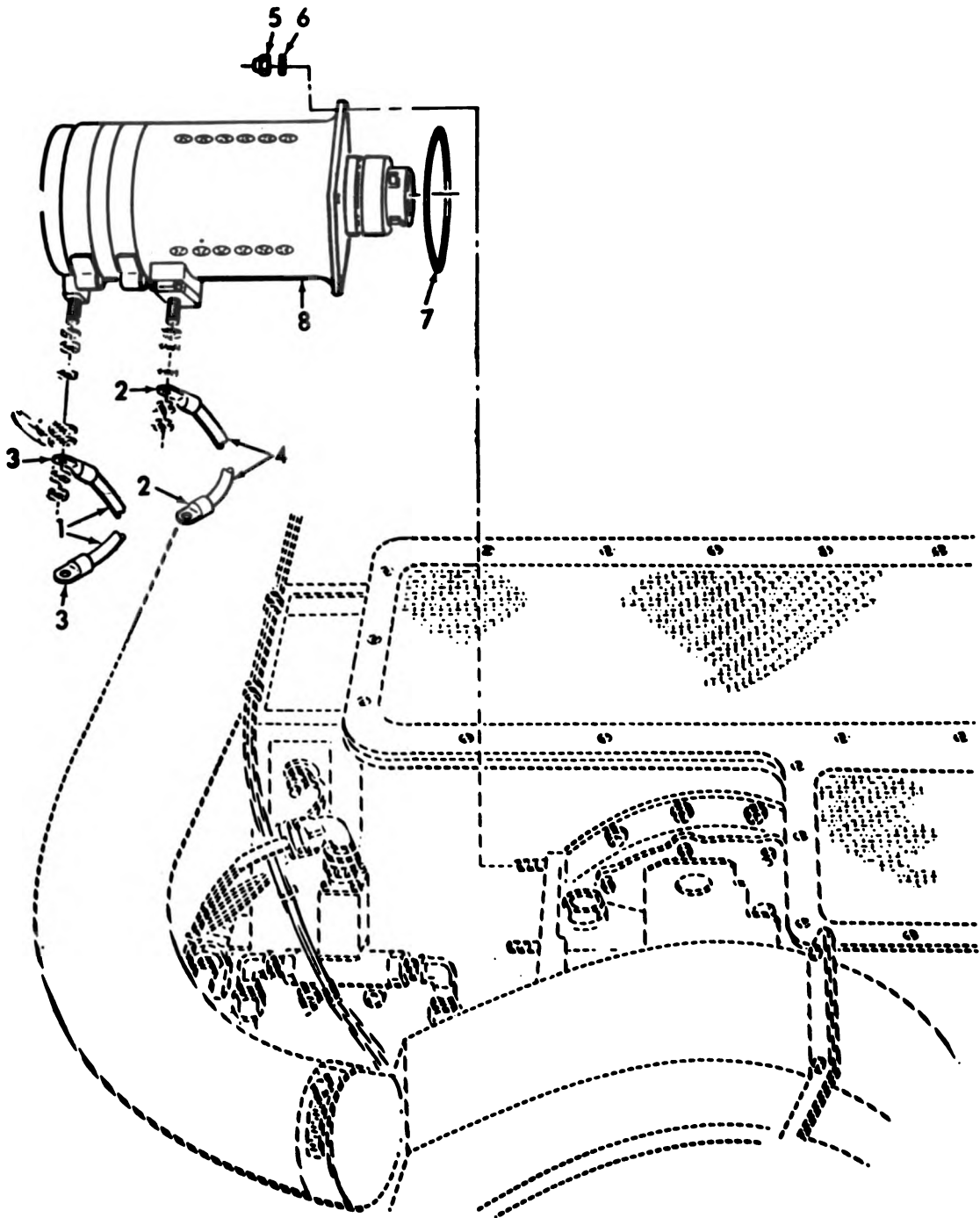
ME 6115-339-35P/17 ①

Figure 17 ①. Engine Fuel and Lubrication Lines and Fittings.



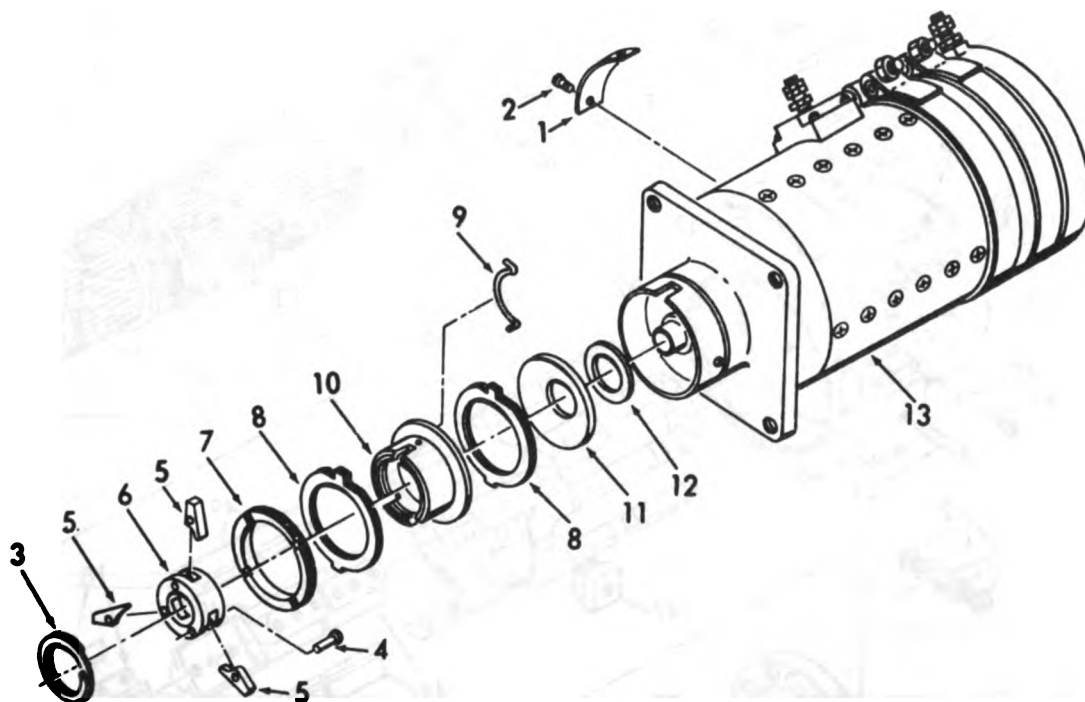
ME 6115-339-35P/17 (2)

Figure 17 (2). Engine Fuel and Lubrication Lines and Fittings.



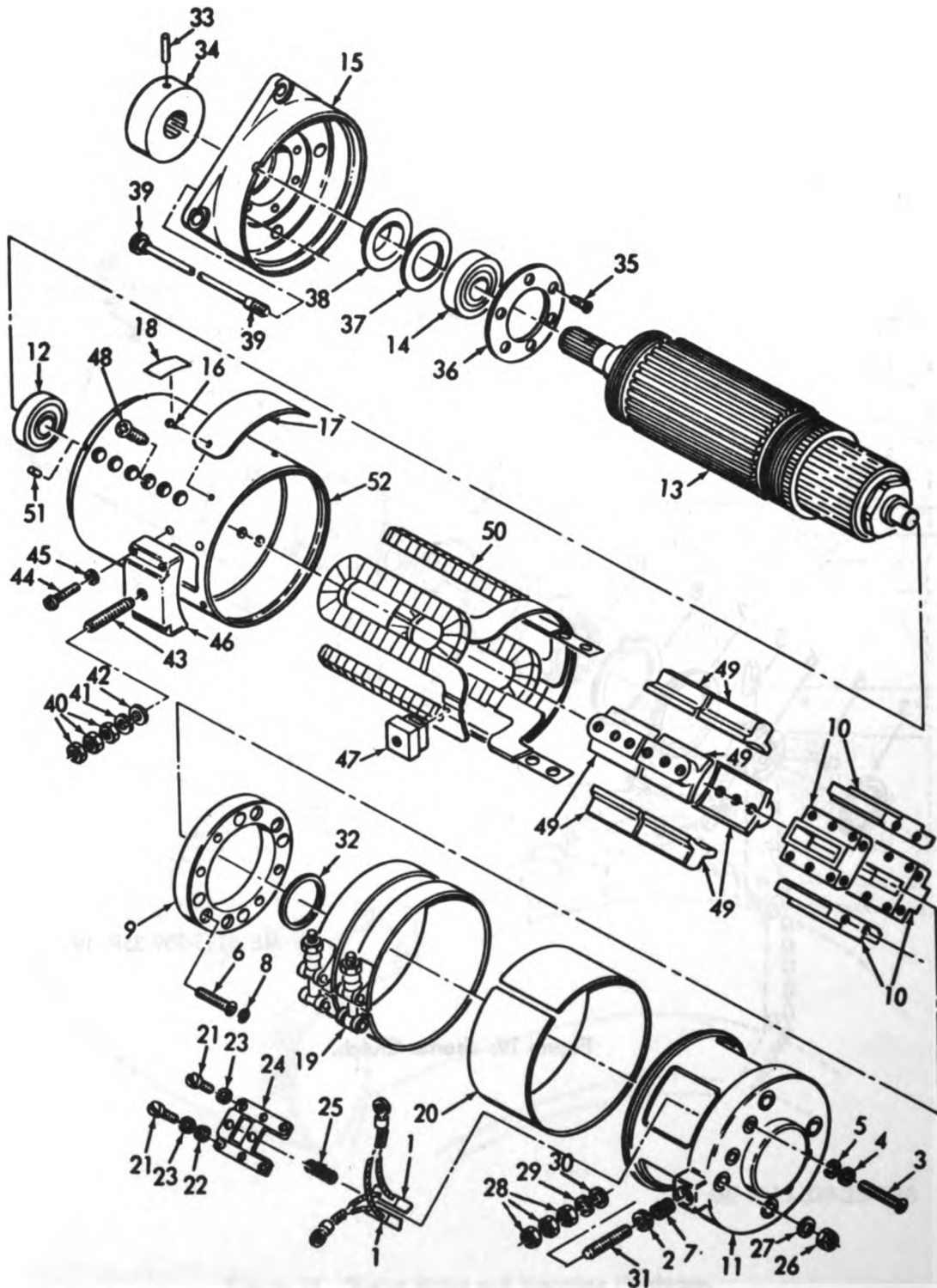
ME 6115-339-35P/18

Figure 18. Starter Motor and Mounting Hardware.



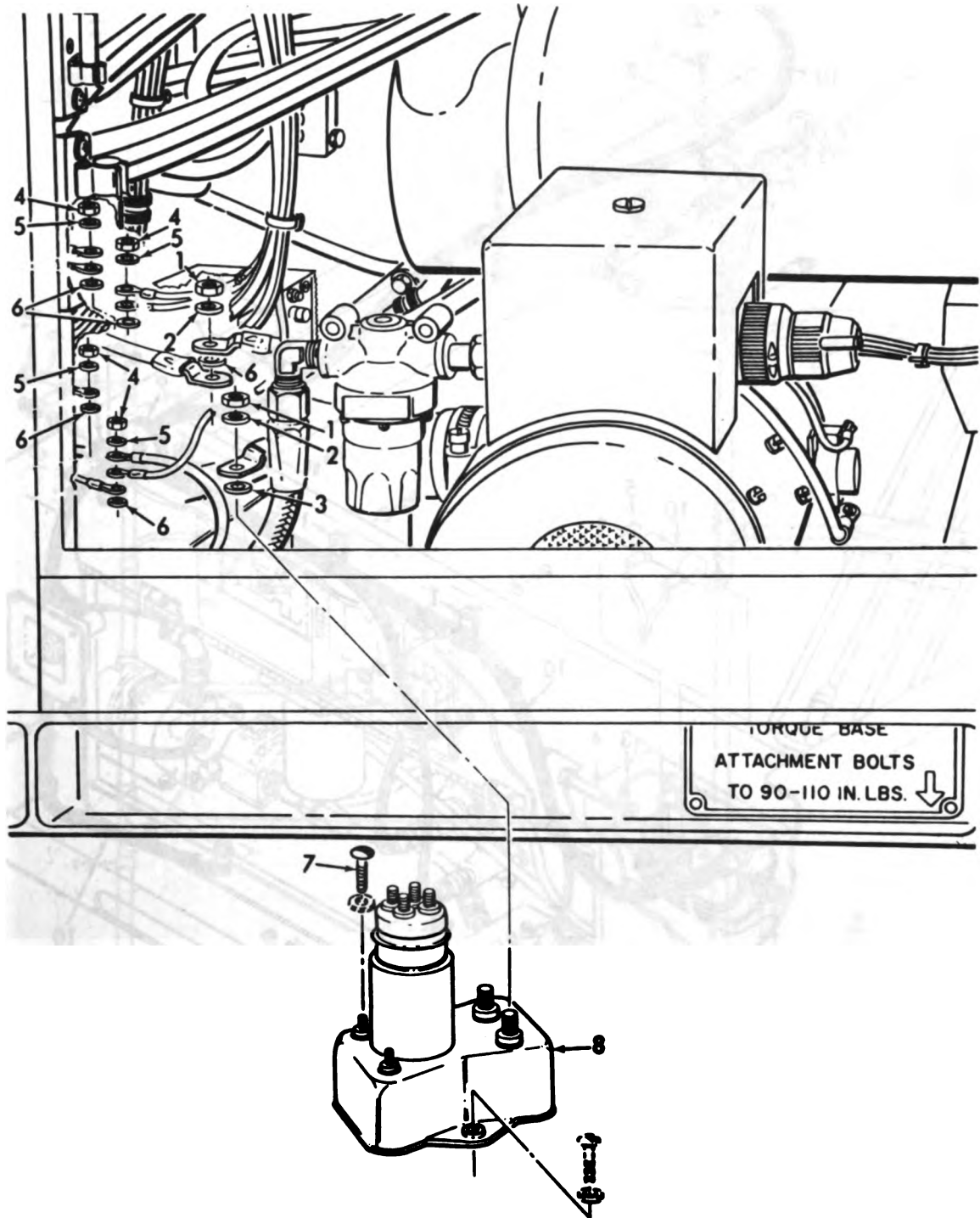
ME 6115-339-35P/19

Figure 19. Starter Clutch.



ME 6115-339-35P/20

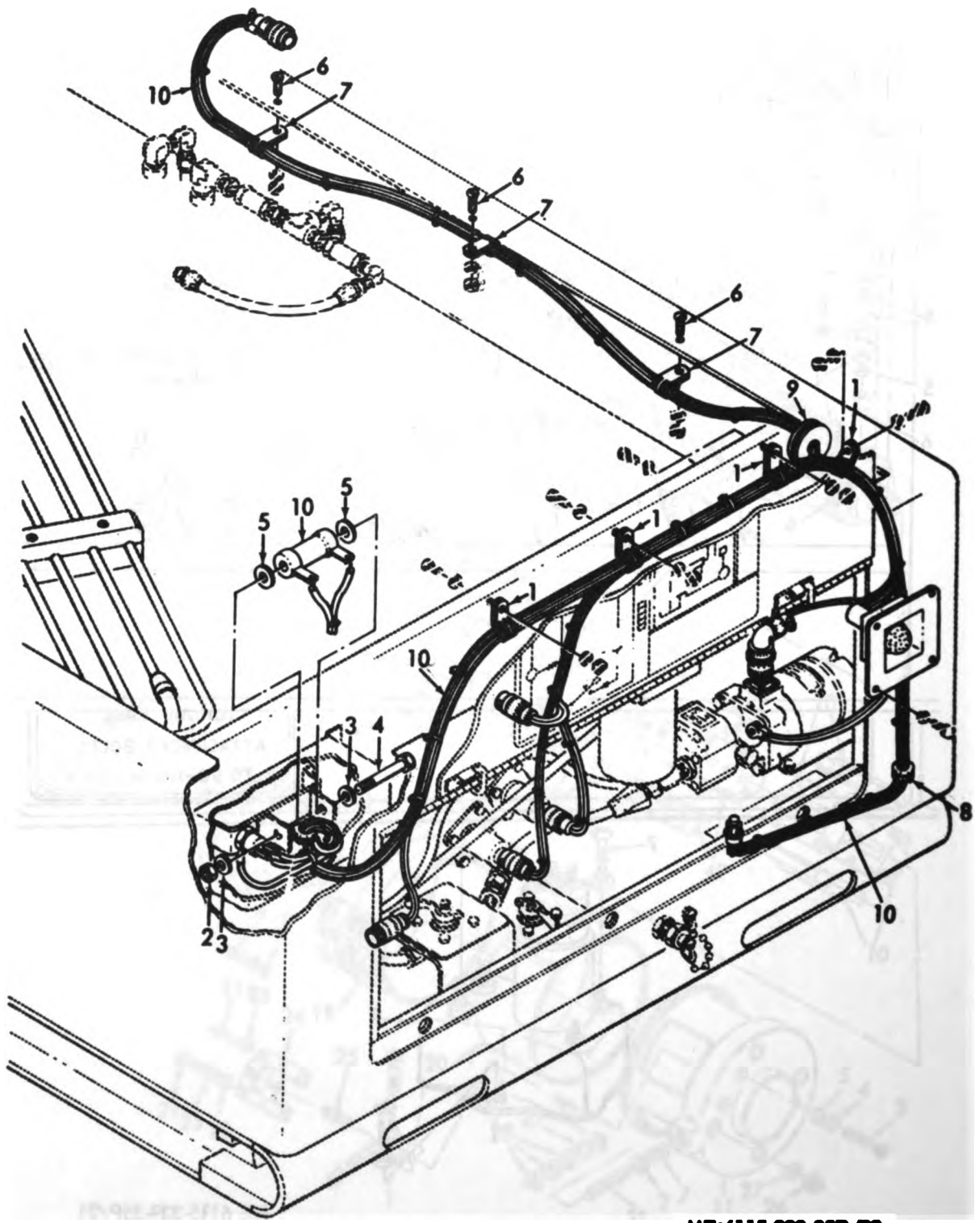
Figure 20. Starter Motor.



TORQUE BASE
ATTACHMENT BOLTS
TO 90-110 IN. LBS. ↓

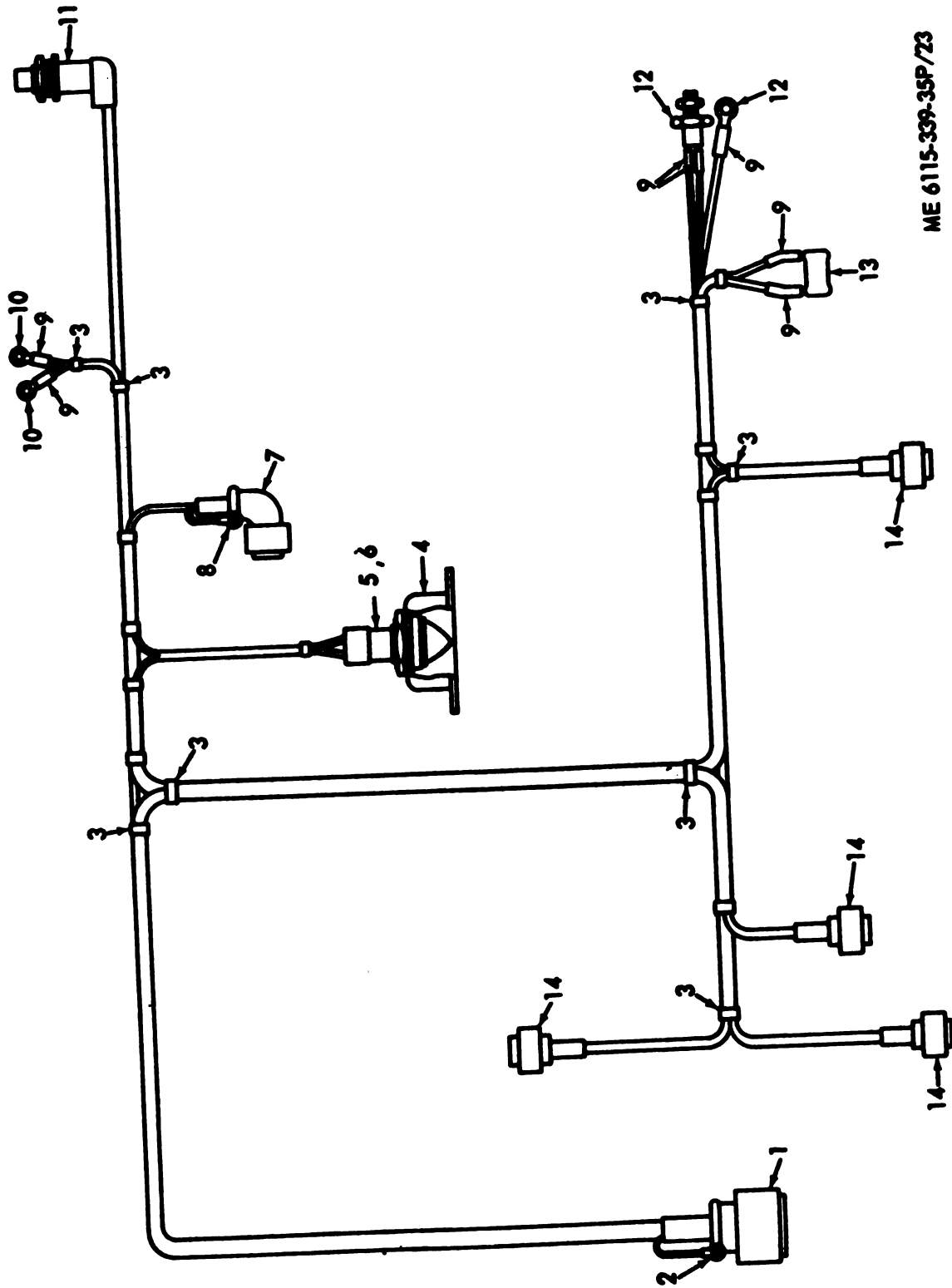
ME 6115-339-35P/21

Figure 21. Starter Relay.



ME 6115-339-35P/22

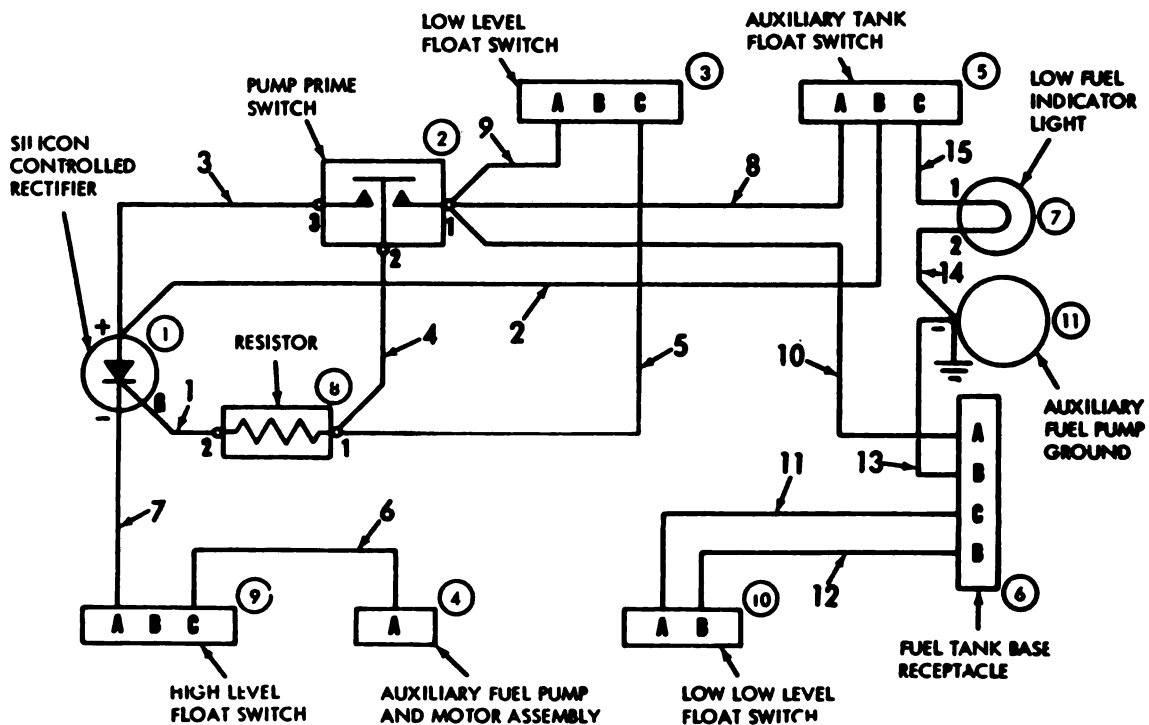
Figure 22. Fuel Tank Wiring Harness.



ME 6115-339-35P/73

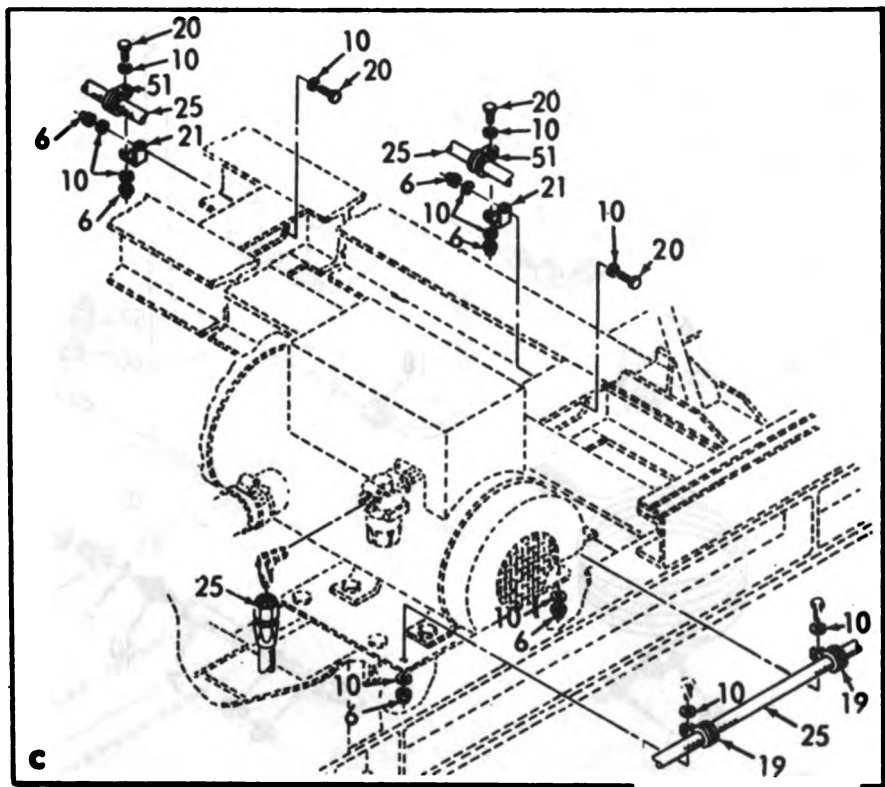
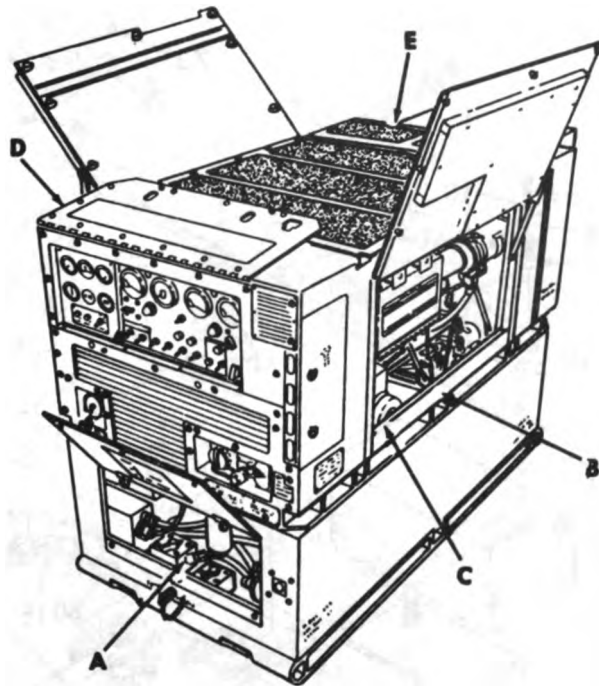
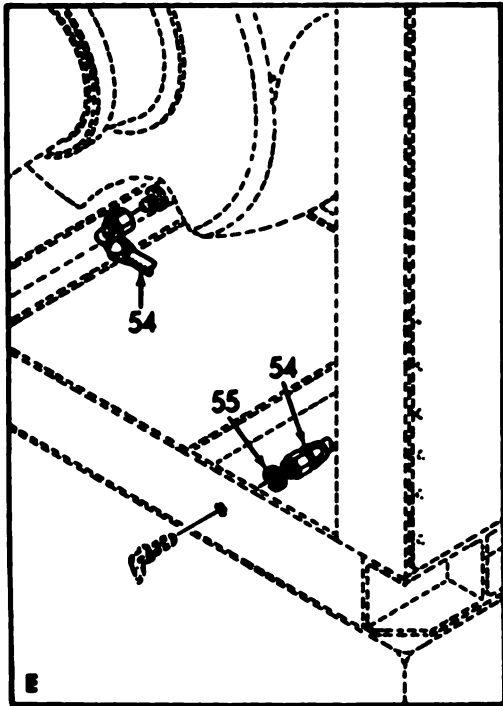
Figure 23. Fuel Tank Wiring Harness.

INDEX NO.	LENGTH INCHES	WIRE NO.	LOCATION NO.		LOCATION NO.	
			FROM	PIN NO.	TO	PIN NO.
1	10	Q139A18	1	(G)	8	2
2	24	Q124B18	1	(+)	5	B
3	63	Q124A18	1	(+)	2	3
4	62	Q123B18	2	2	8	1
5	42	Q123A18	3	C	8	1
6	39	Q122A18	4	A	9	C
7	35	Q121A18	1	(-)	9	A
8	60	Q9R18	5	A	2	1
9	56	Q9Q18	3	A	2	1
10	74	Q9P18	6	A	2	1
11	82	P125A18	6	C	10	A
12	82	P5818	6	D	10	B
13	70	Q2AQ18N	6	B	11	(-)
14	28	L2AR18N	7	2	11	(-)
15	50	L23A18	7	1	5	C



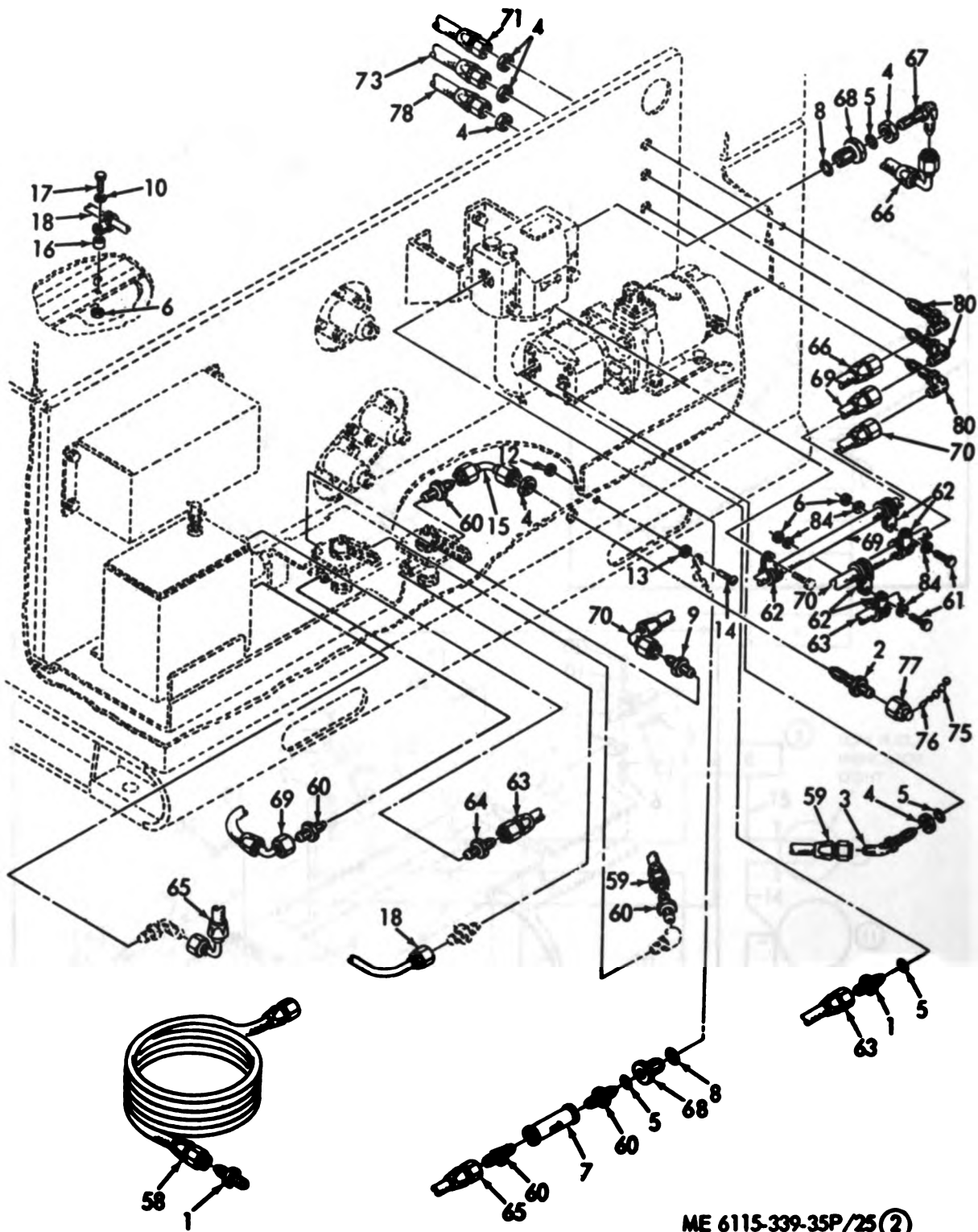
ME 6115-339-35P/24

Figure 24. Fuel Tank Wiring Harness, Wiring Diagram and Identification.



ME 6115-339-35P/25 ①

Figure 25 ①. Fuel System Lines and Fittings.



ME 6115-339-35P/25 (2)

Figure 25 (2). Fuel Systems Lines and Fittings.

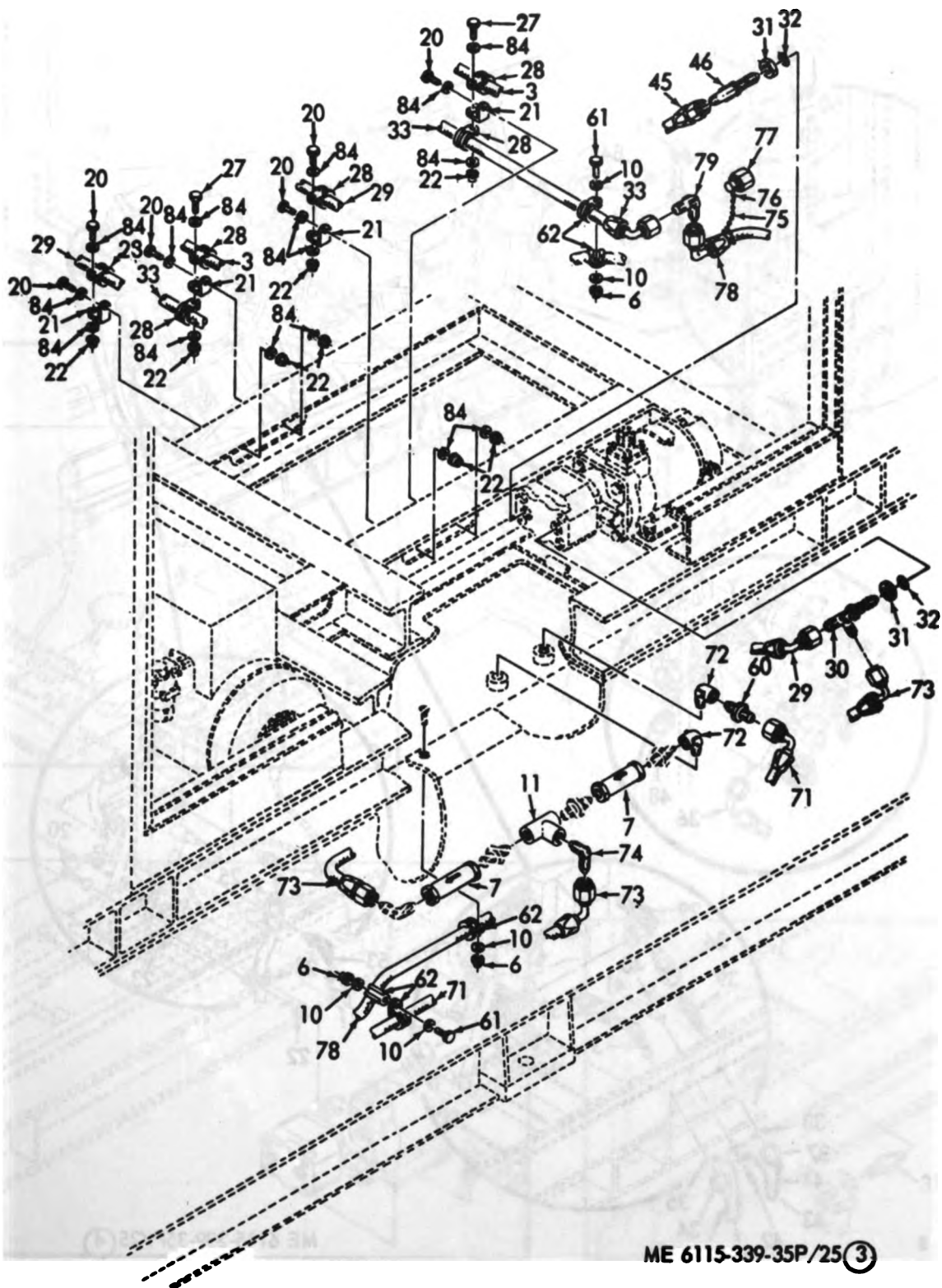


Figure 25 (3). Fuel Systems Lines and Fittings.

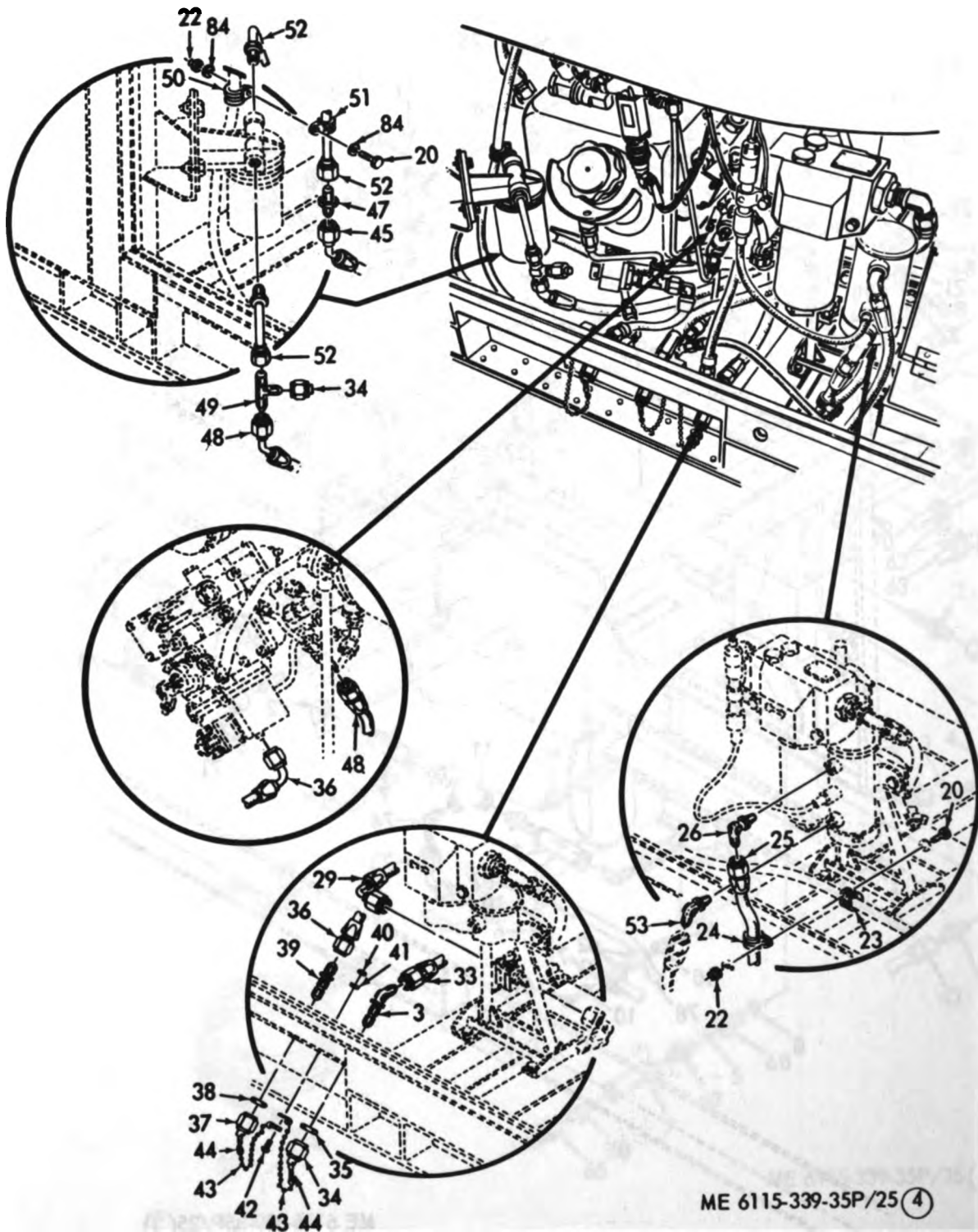
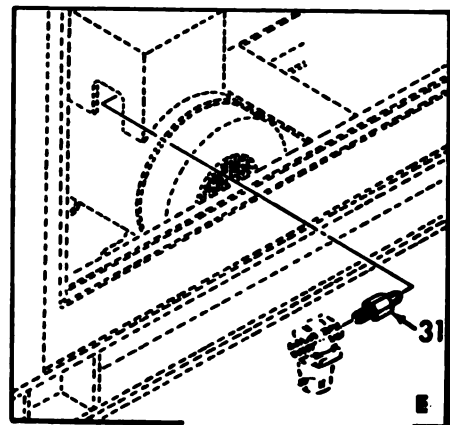
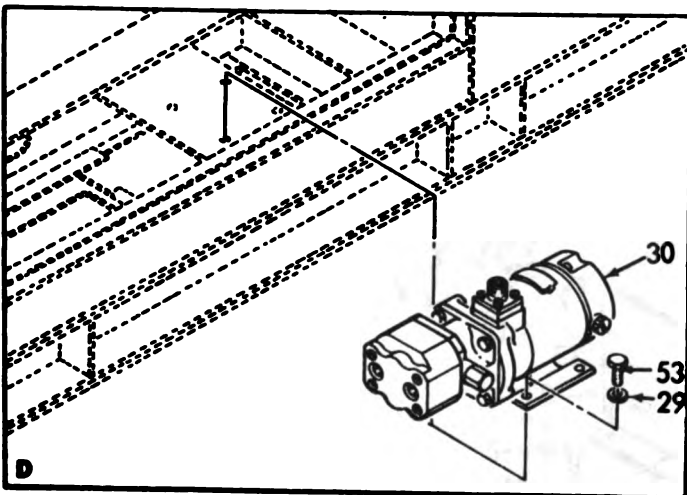
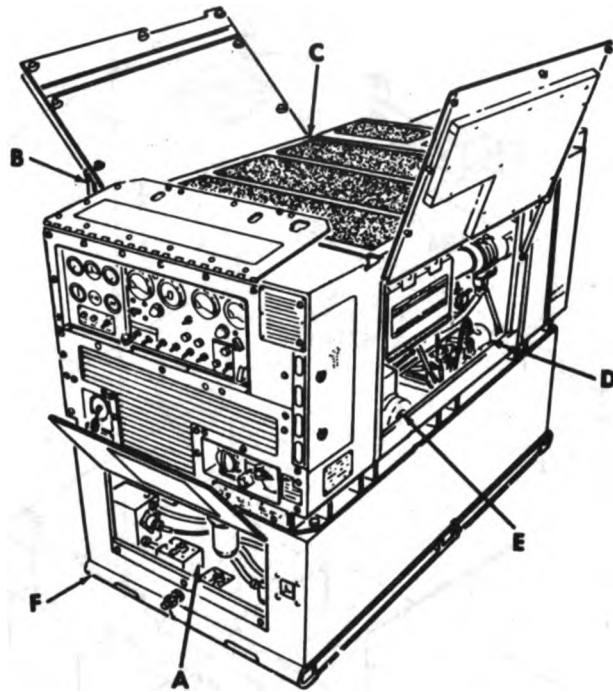
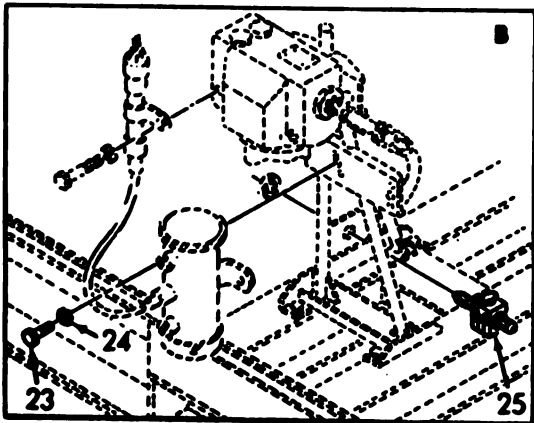
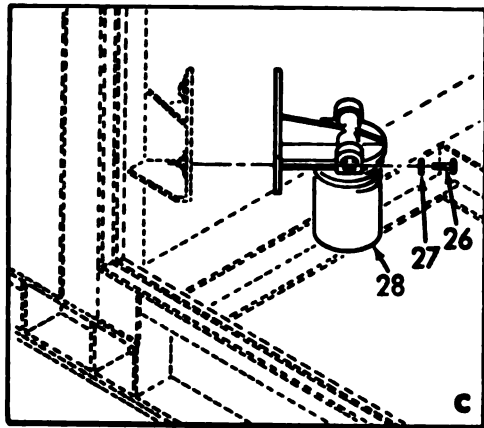
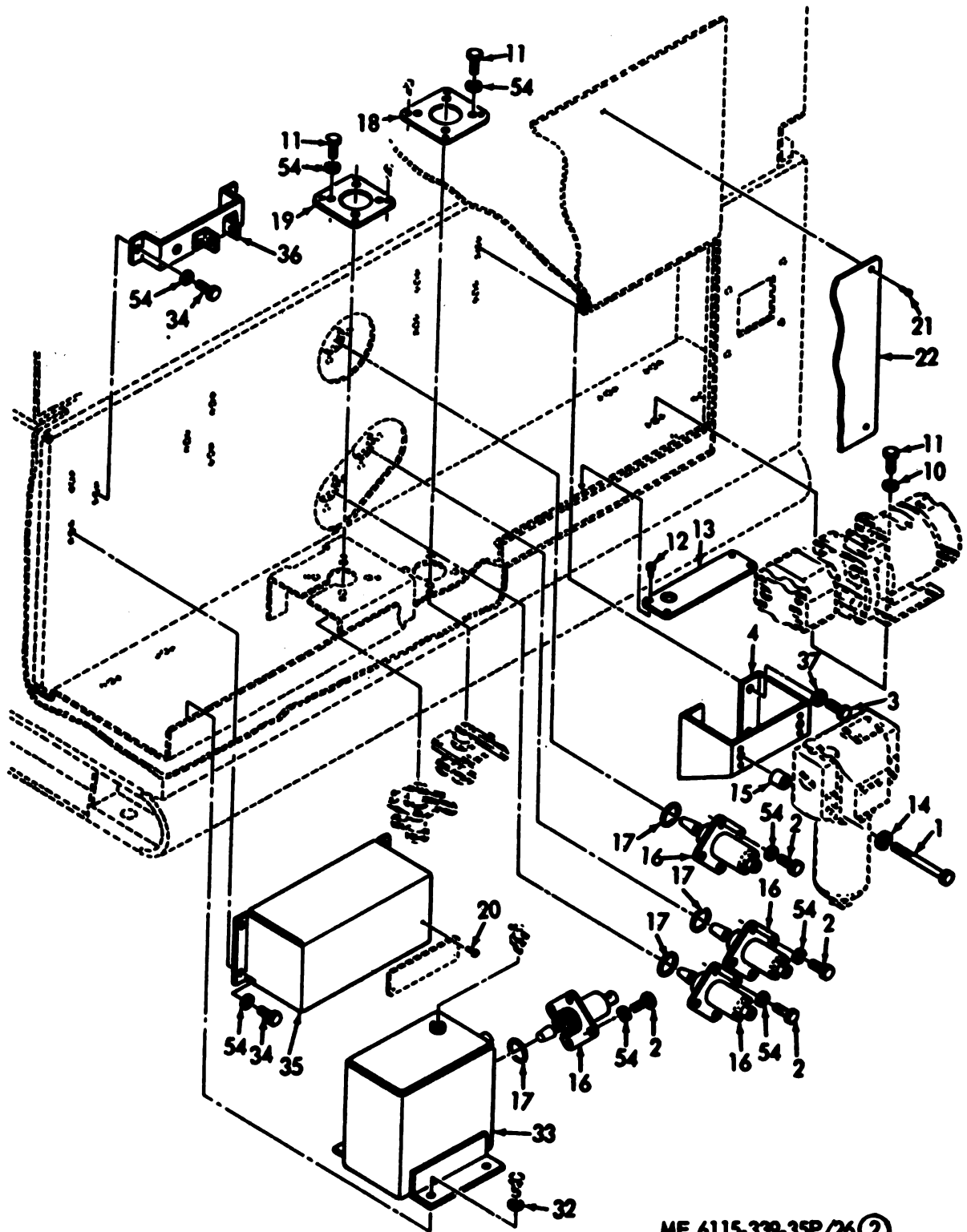


Figure 25 (4). Fuel Systems Lines and Fittings.



ME 6115-339-35P/26 ①

Figure 26 ①. Fuel Supply System Accessories.



ME 6115-339-35P/26 (2)

Figure 26 (2). Fuel Supply System Accessories.

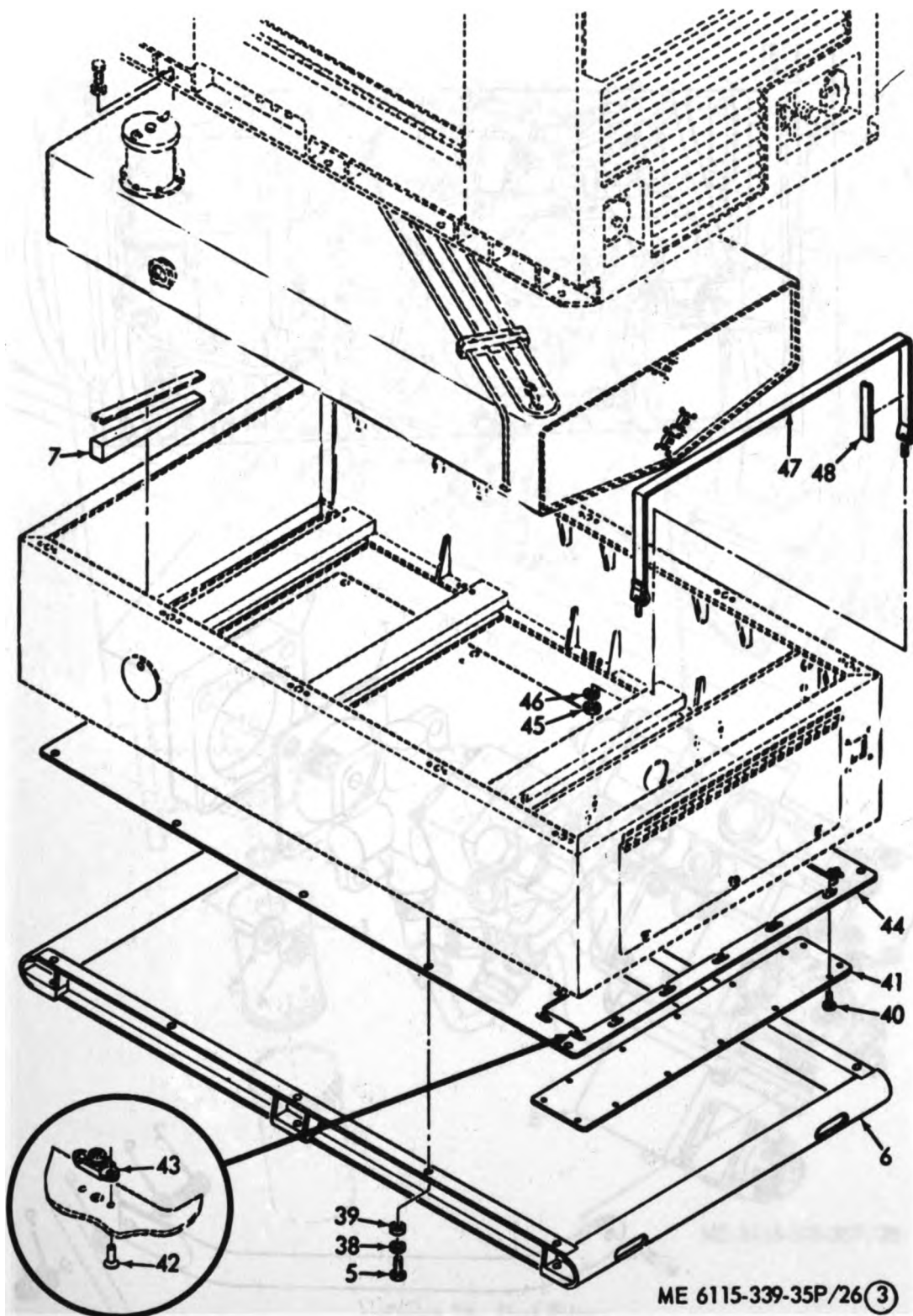
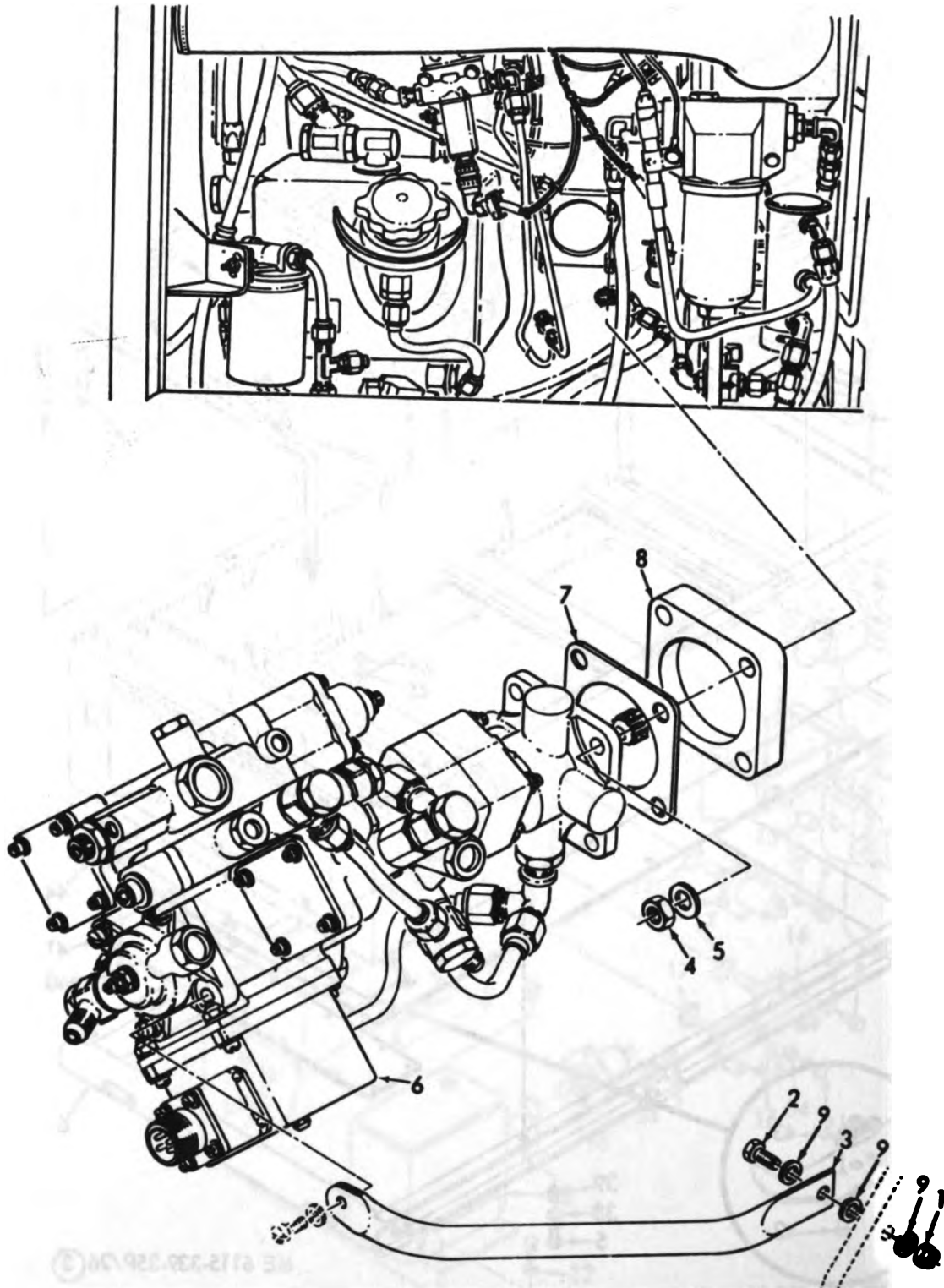
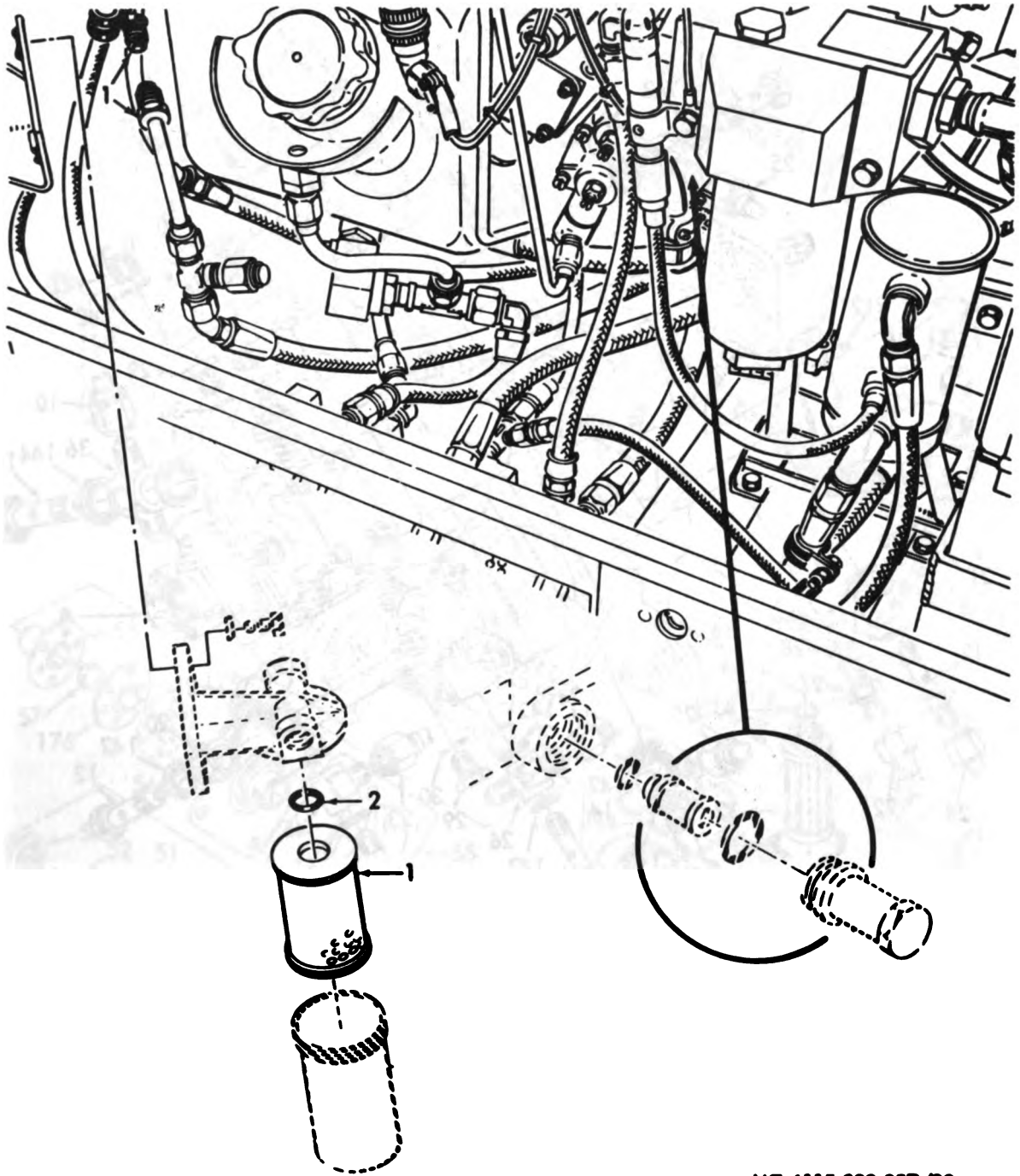


Figure 26 (3). Fuel Supply System Accessories.



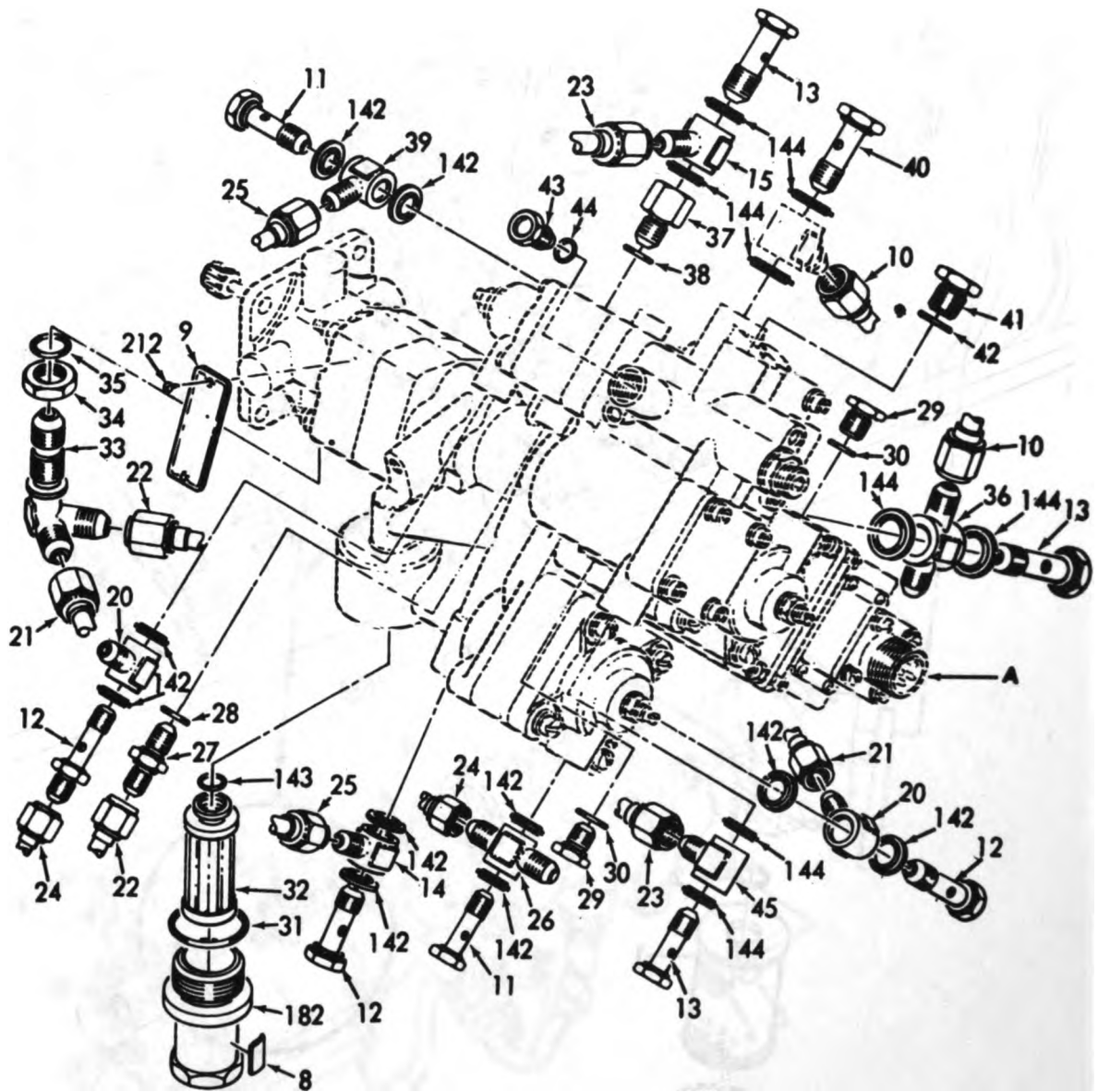
ME 6115-339-35P/27

Figure 27. Fuel Control Unit.



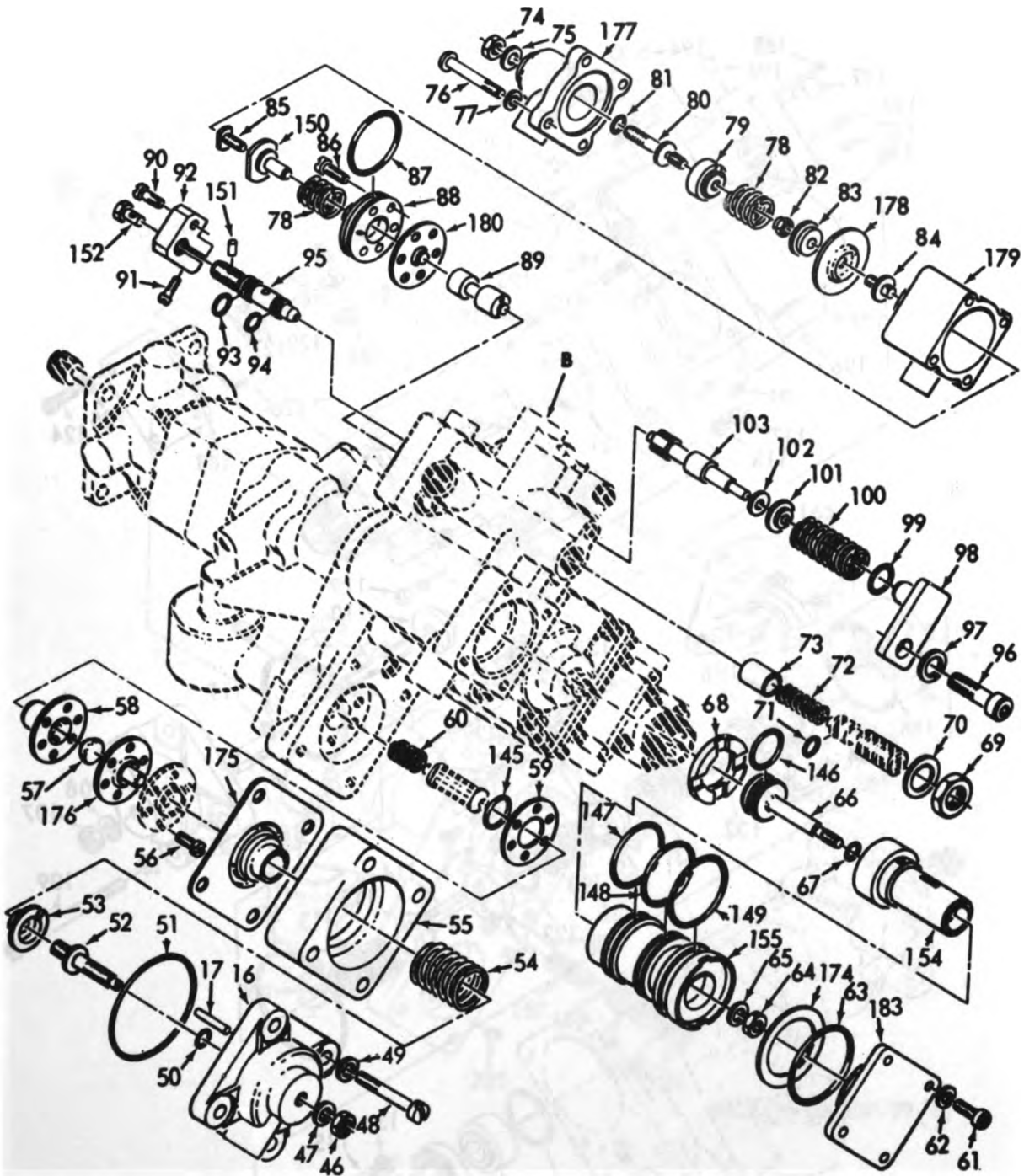
ME 6115-339-35P/28

Figure 28. Fuel Filter.



ME 6115-339 35P/29 ①

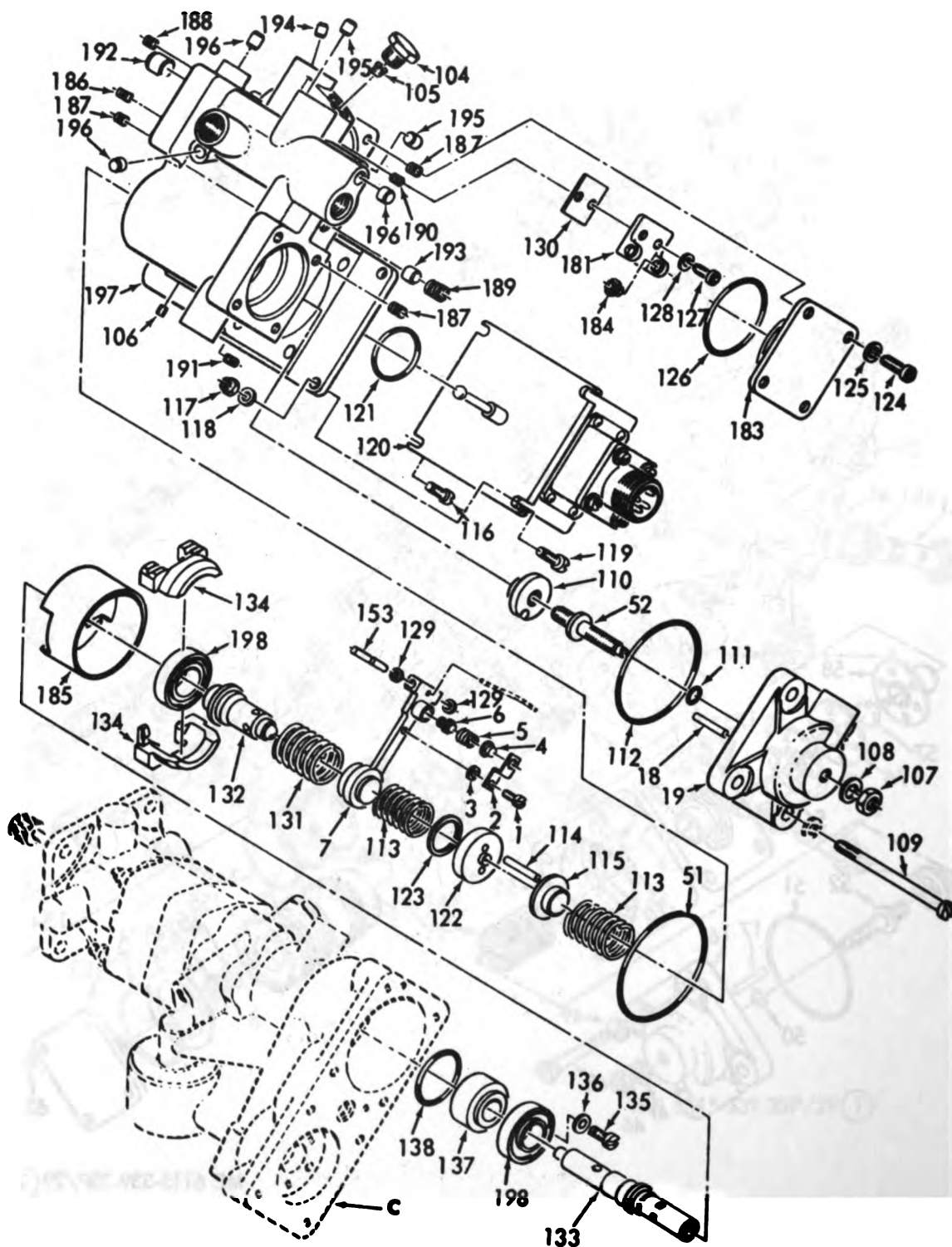
Figure 29 ①. Fuel Control Unit.



A

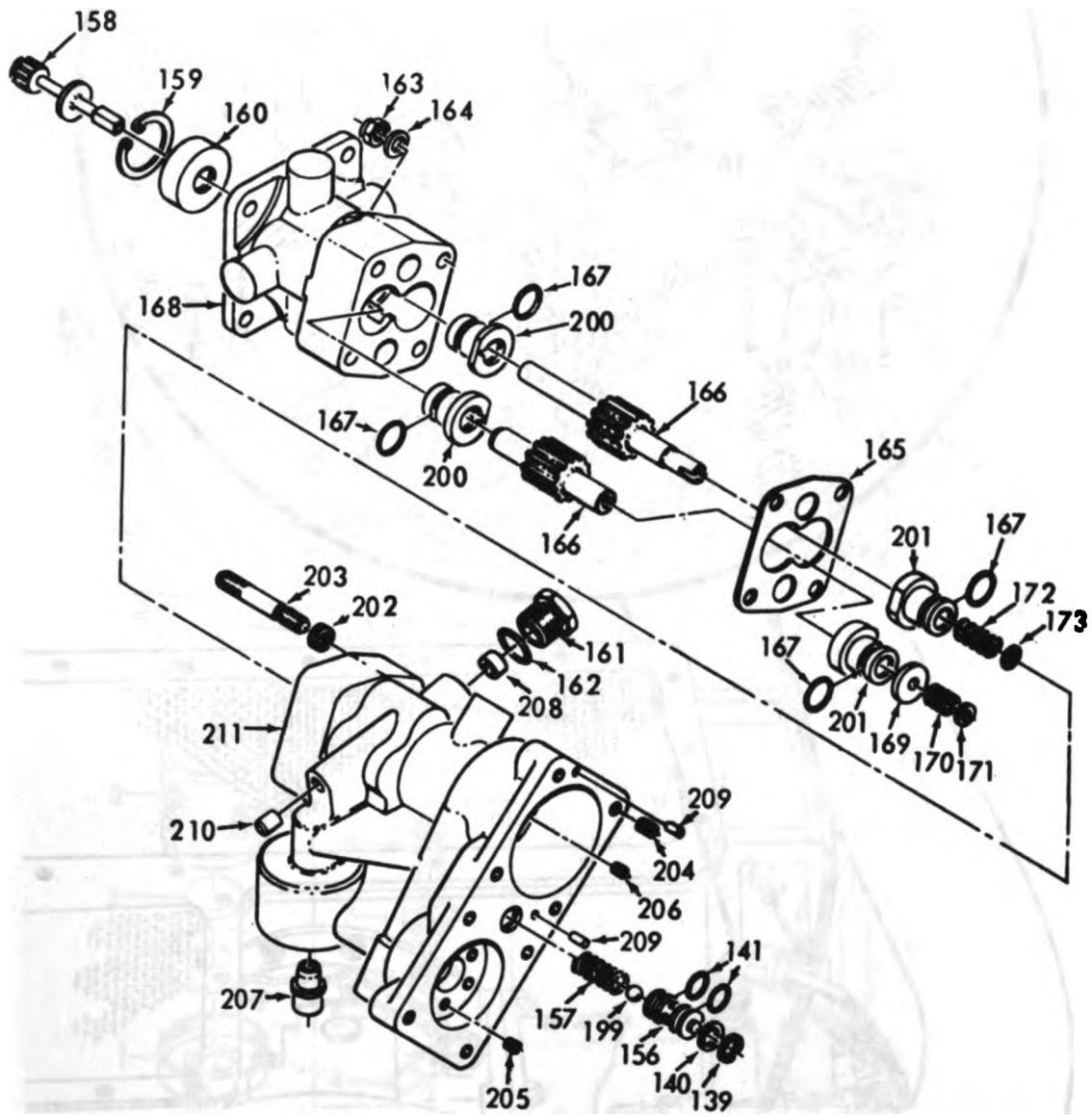
ME 6115-339-35P/29 (2)

Figure 29 (2). Fuel Control Unit.



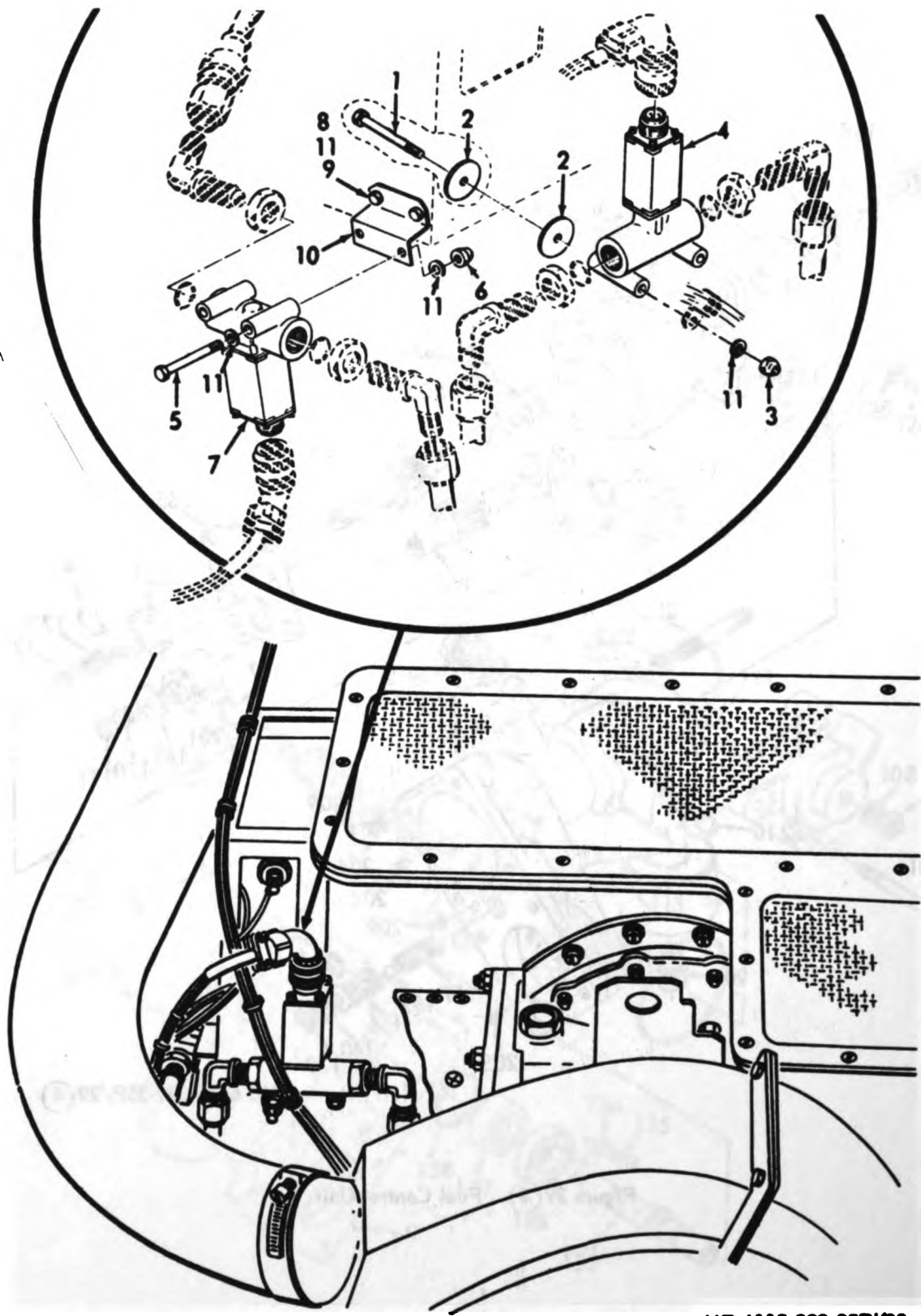
ME 6115-339-35P/29(3)

Figure 29(3). Fuel Control Unit.



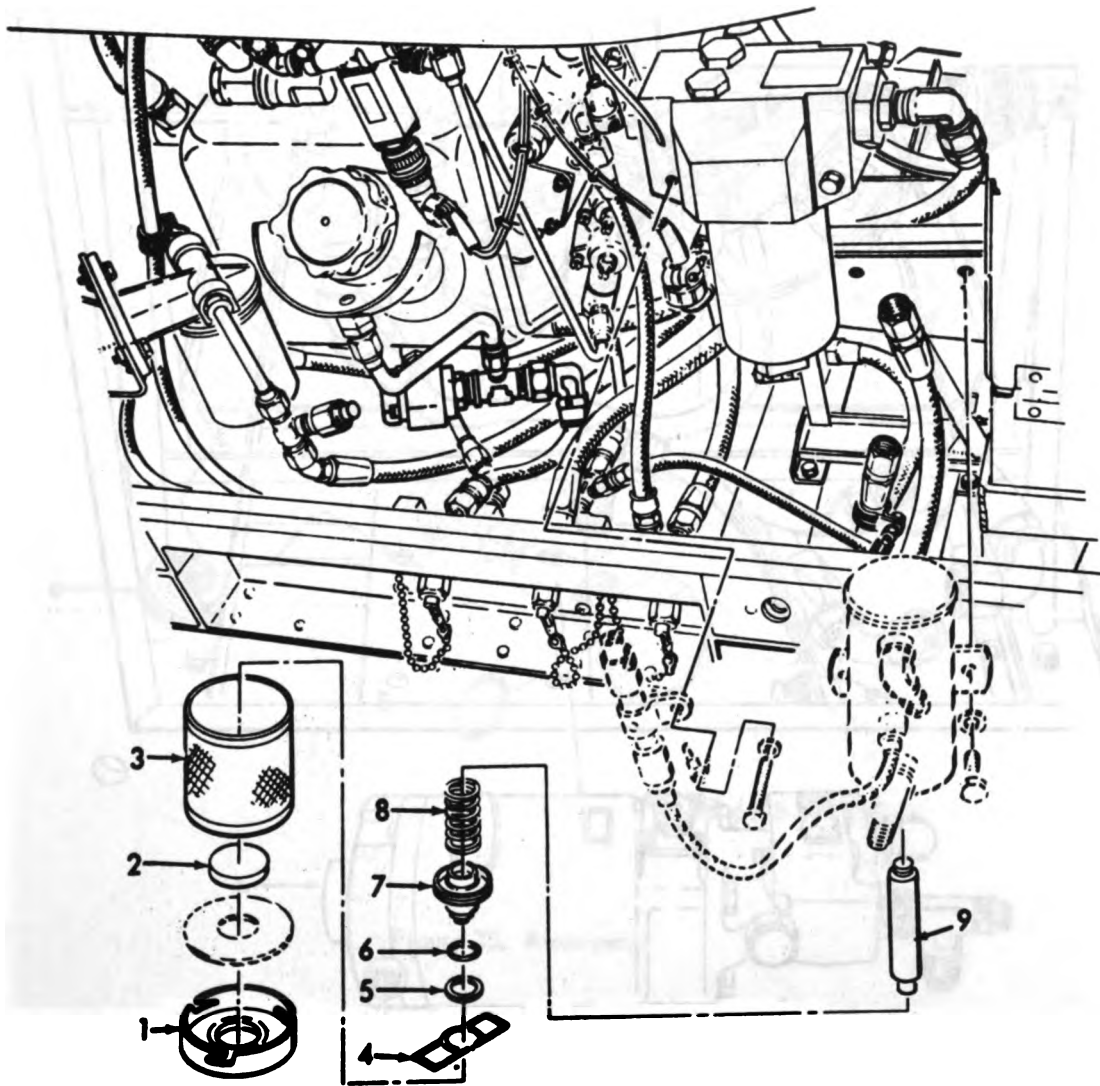
ME 6115-339-35P/29 (4)

Figure 29 (4). Fuel Control Unit.



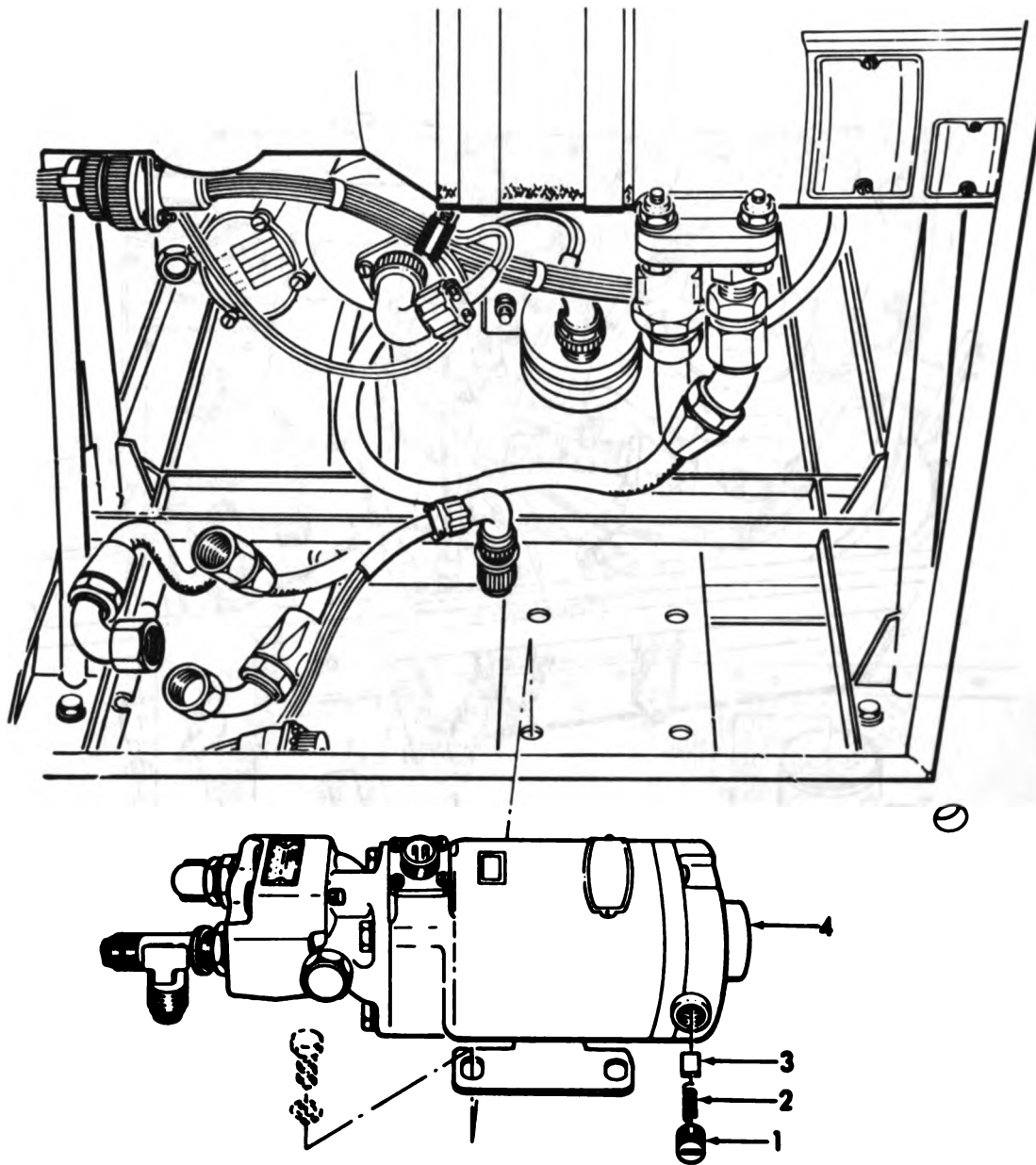
ME 6115-339-35P/30

Figure 30. Solenoid Valves.



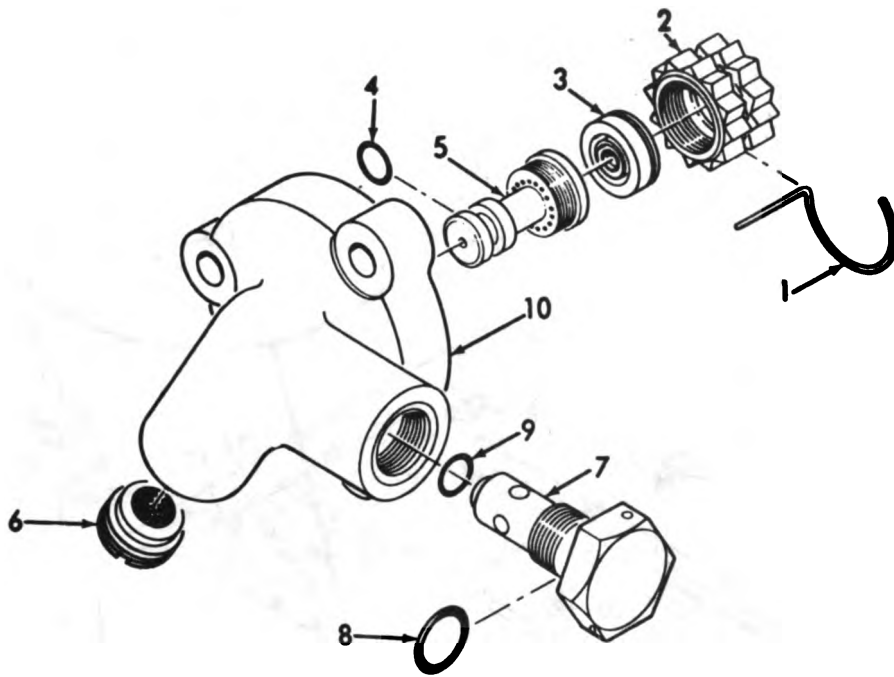
ME 6115-339-35P/31

Figure 31. Heater, Fuel Pump.



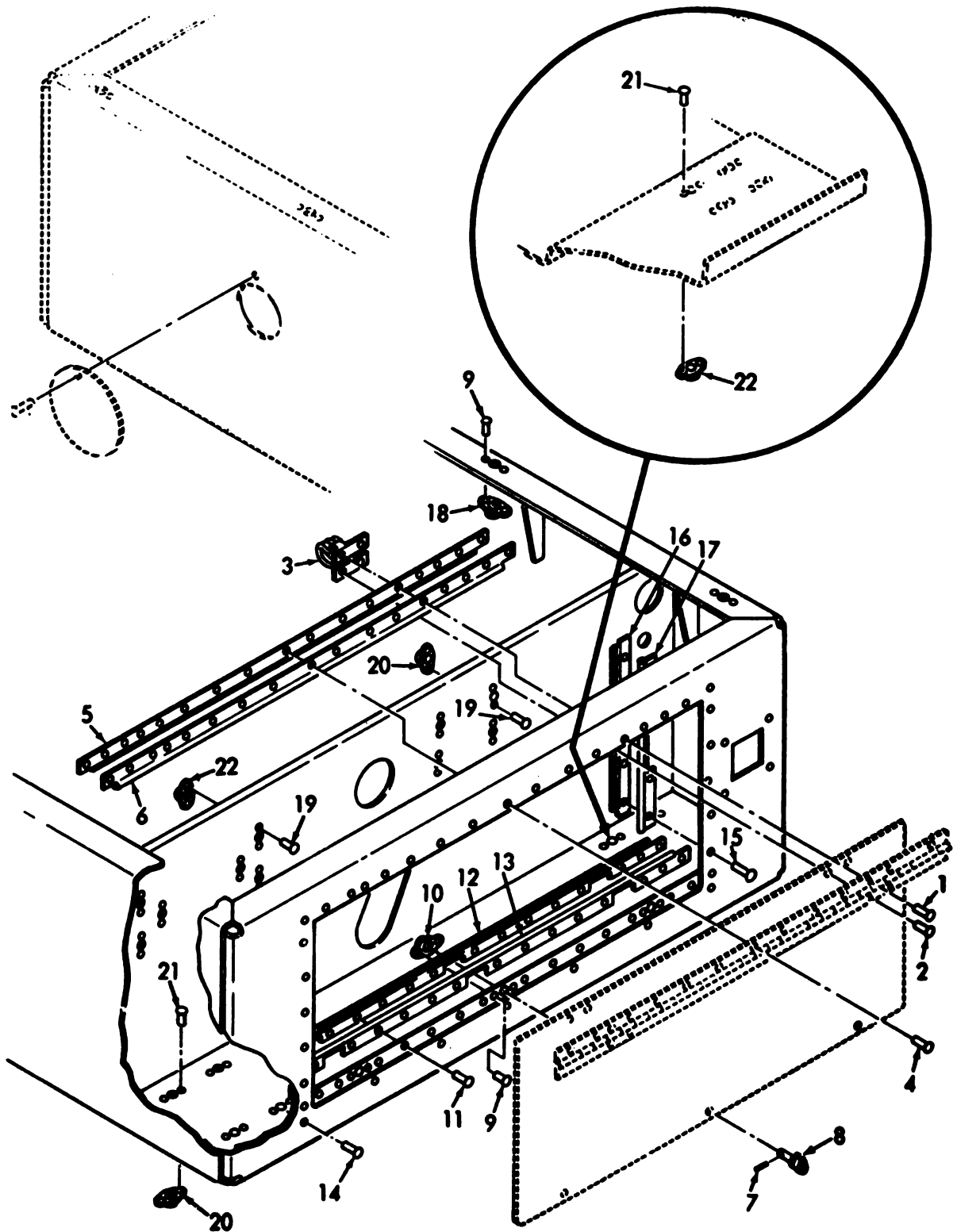
ME 6115-339-35P/32

Figure 32. Main Fuel Pump and Motor.



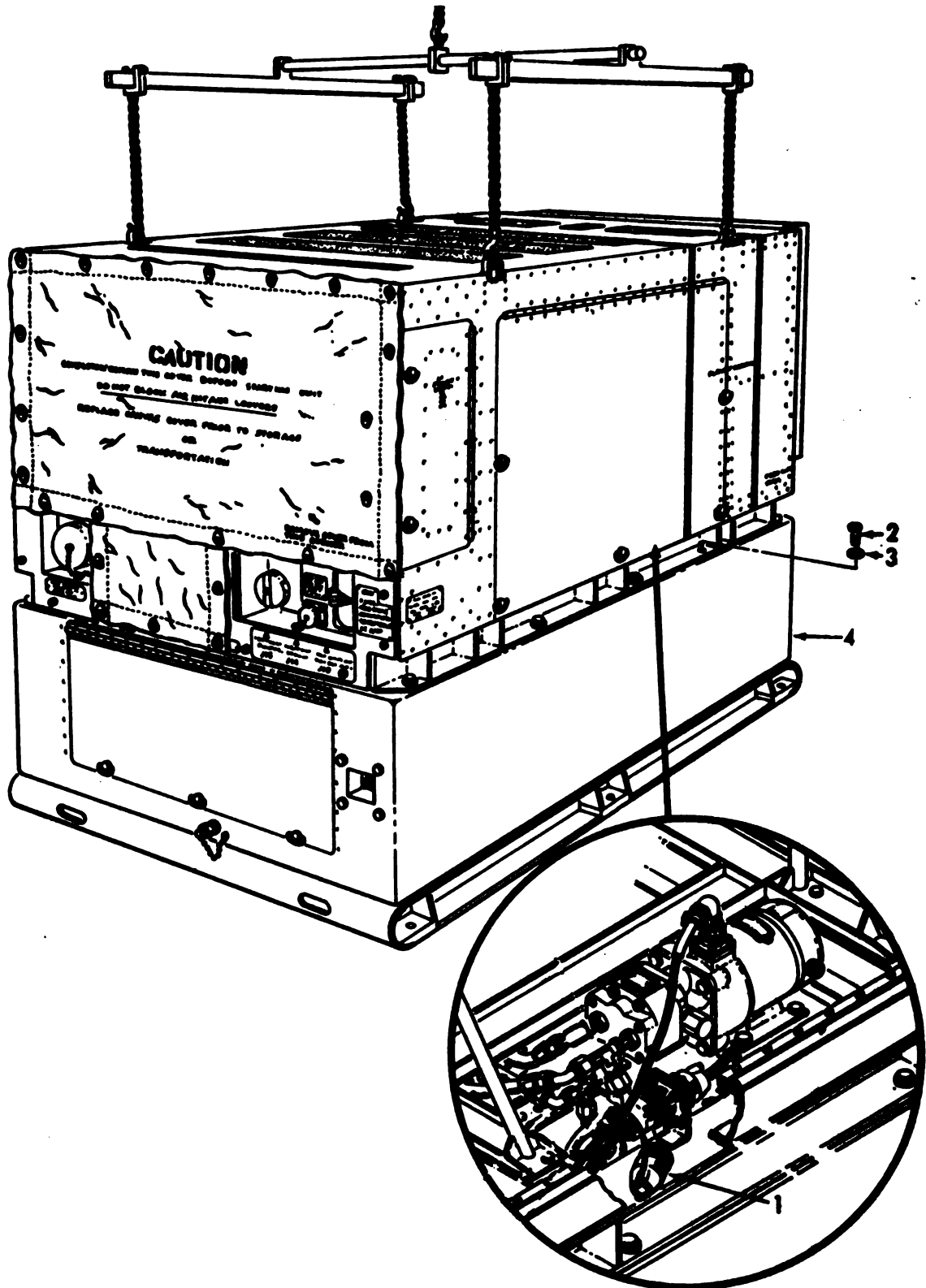
ME 6115-339-35P/33

Figure 33. Atomizer.



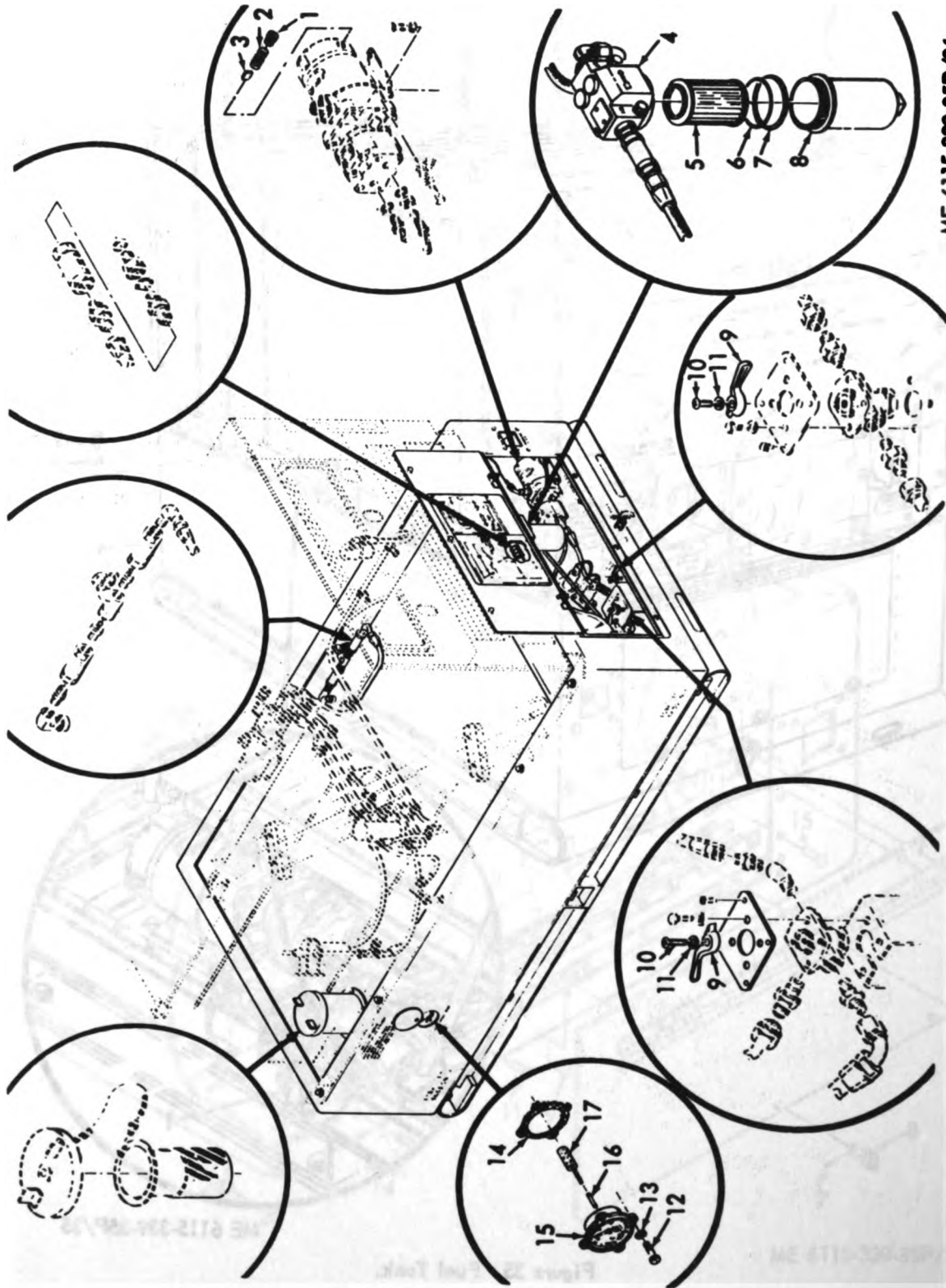
ME 6115-339-35P/34

Figure 34. Fuel Tank Enclosure.



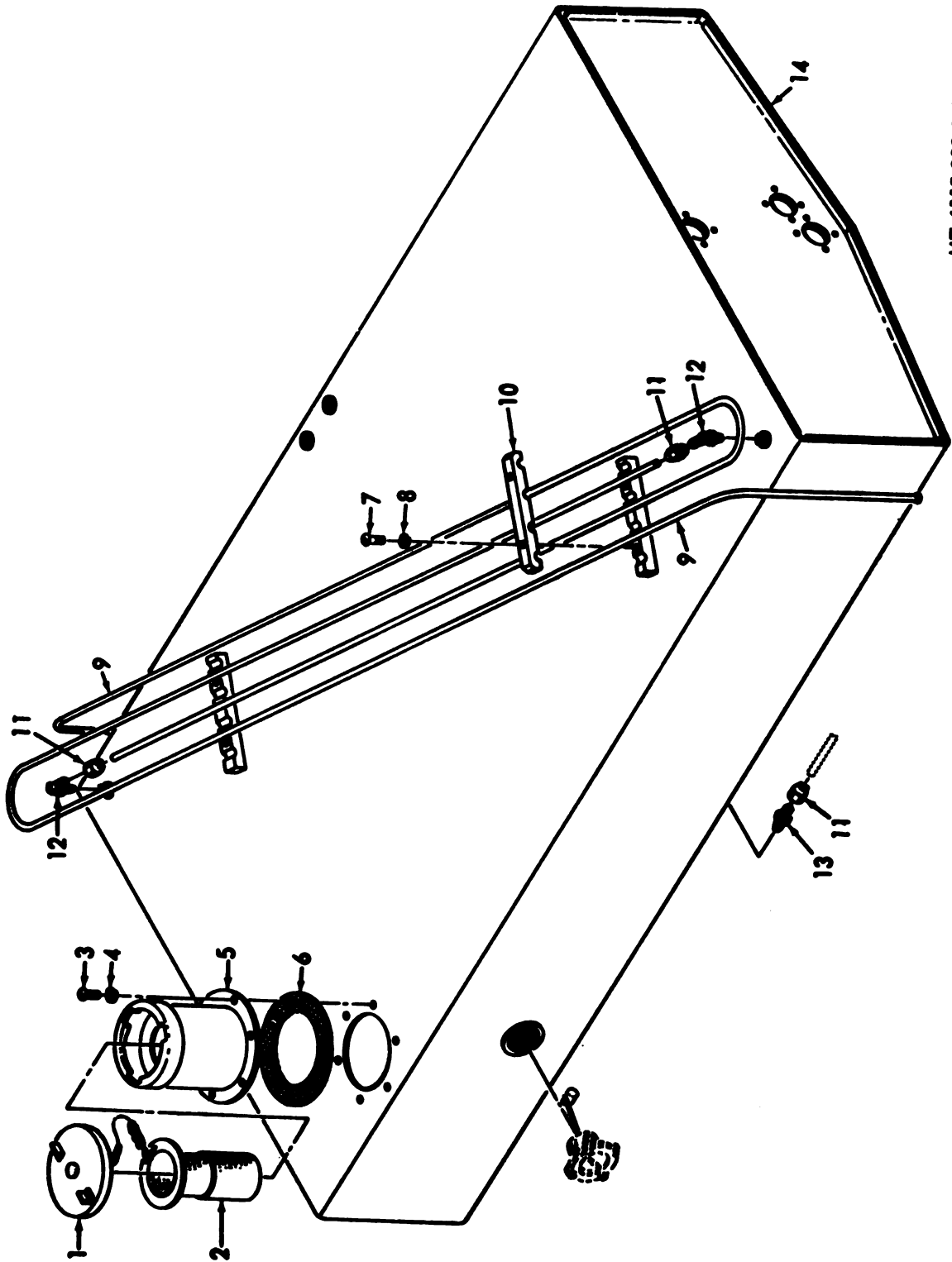
ME 6115-339-35P/35

Figure 35. Fuel Tank.



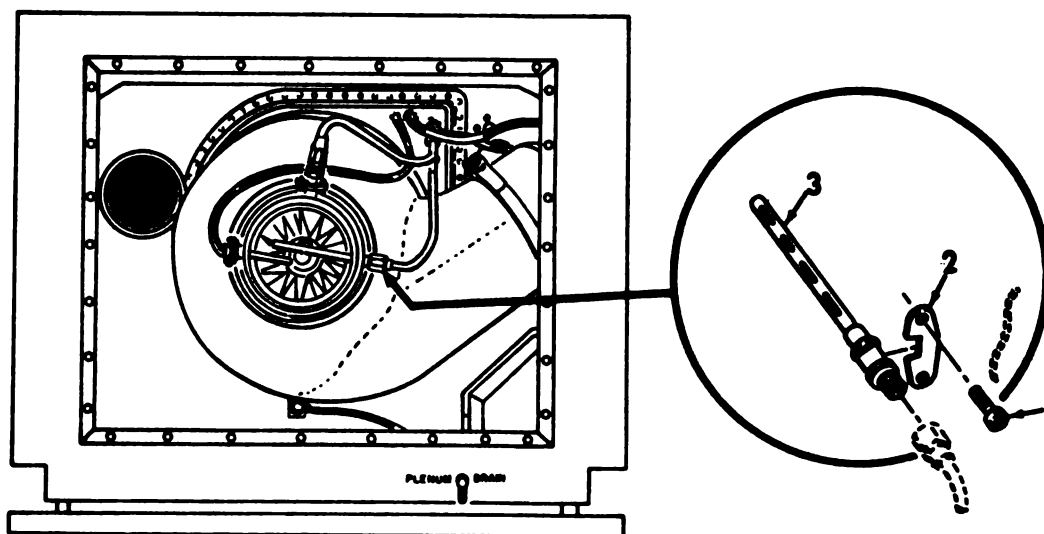
ME 6115-339-35P/36

Figure 36. Steel Tank.



ME 6115-339-35P/37

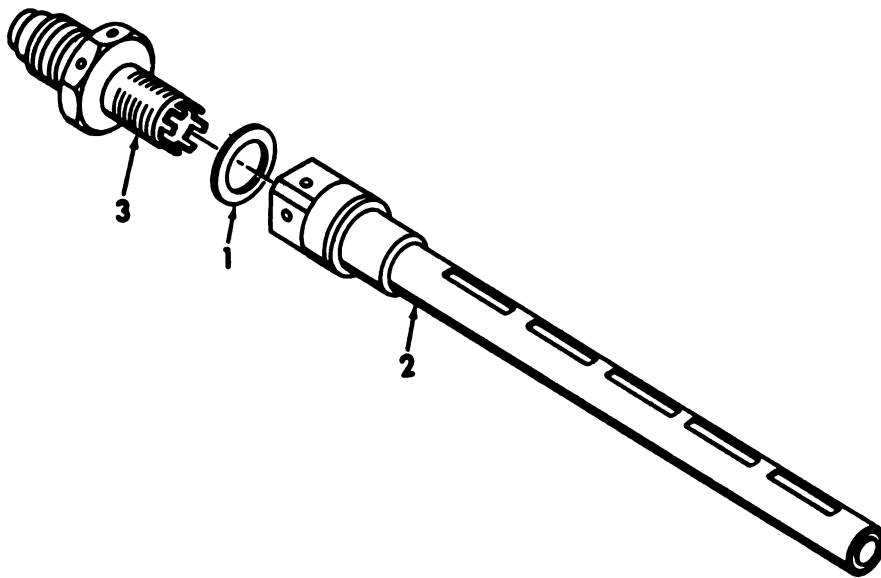
Figure 37. Fuel Tank.



CAUTION: HOLD THERMOSTAT. BY HEXAGON FITTING WHILE TIGHTENING OR LOOSENING "B" NUT ON TUBE ASSEMBLY.

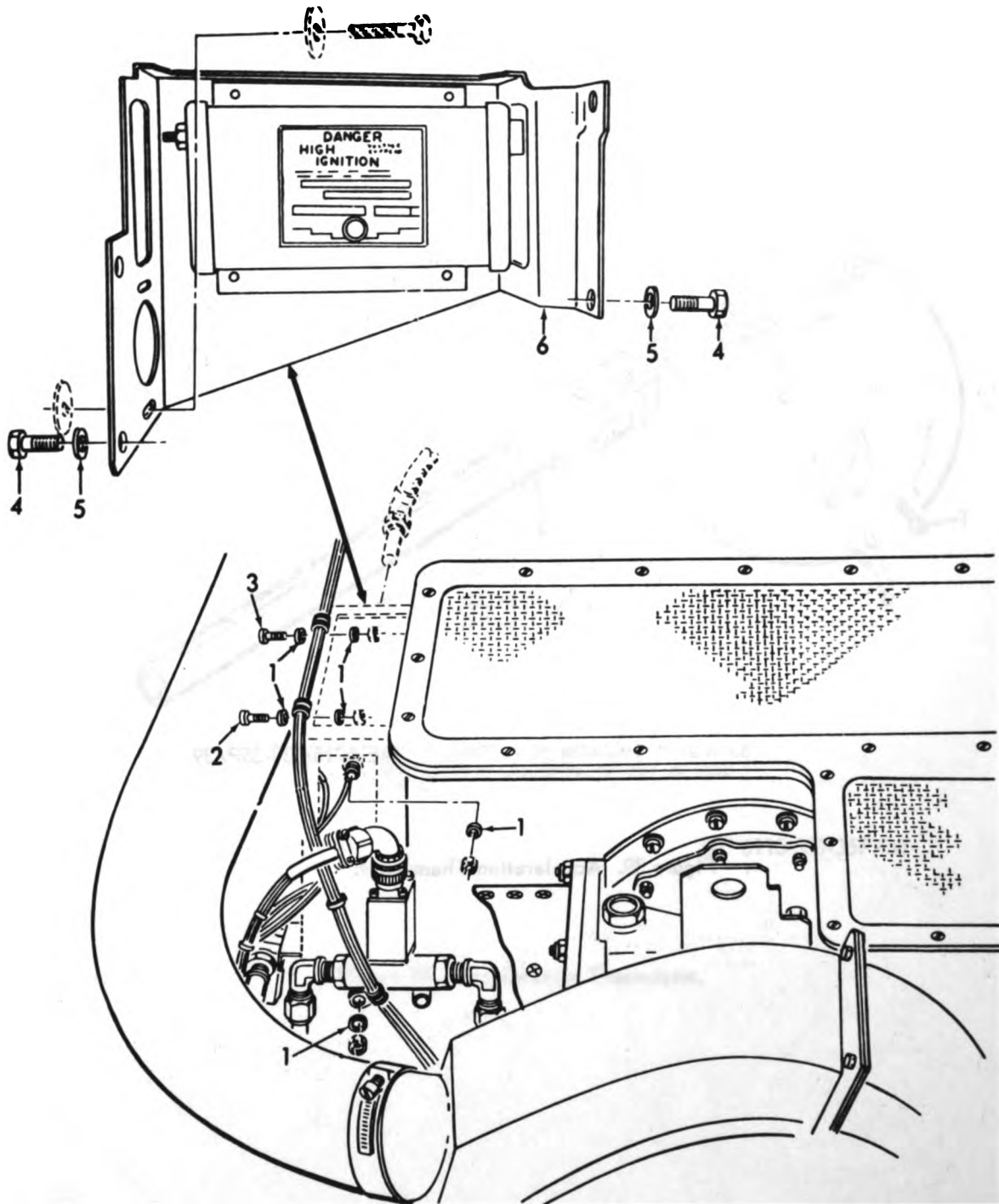
ME 6115-339-35P/38

Figure 38. Acceleration Thermostat.



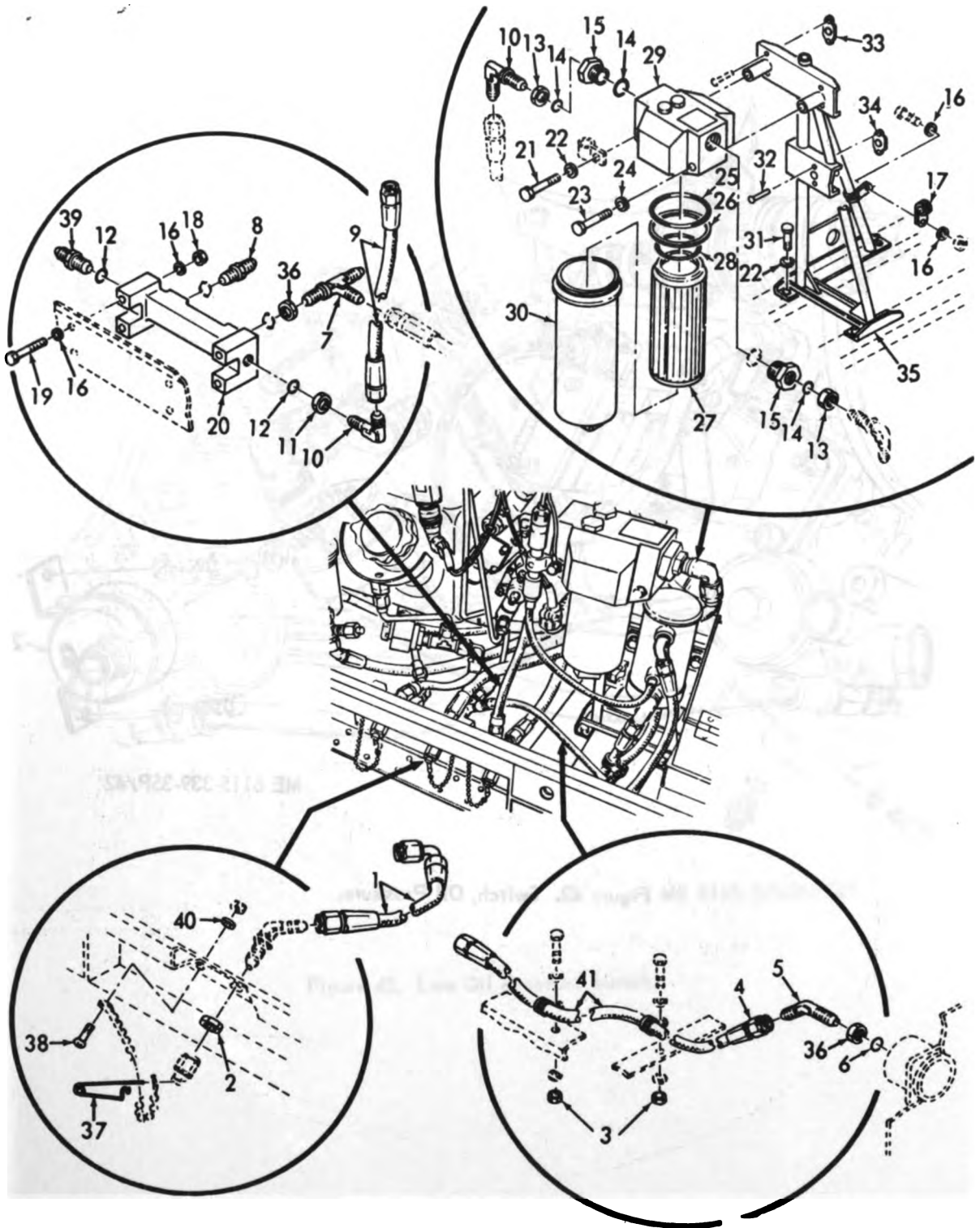
ME 6115-339-35P/39

Figure 39. Acceleration Thermostat.



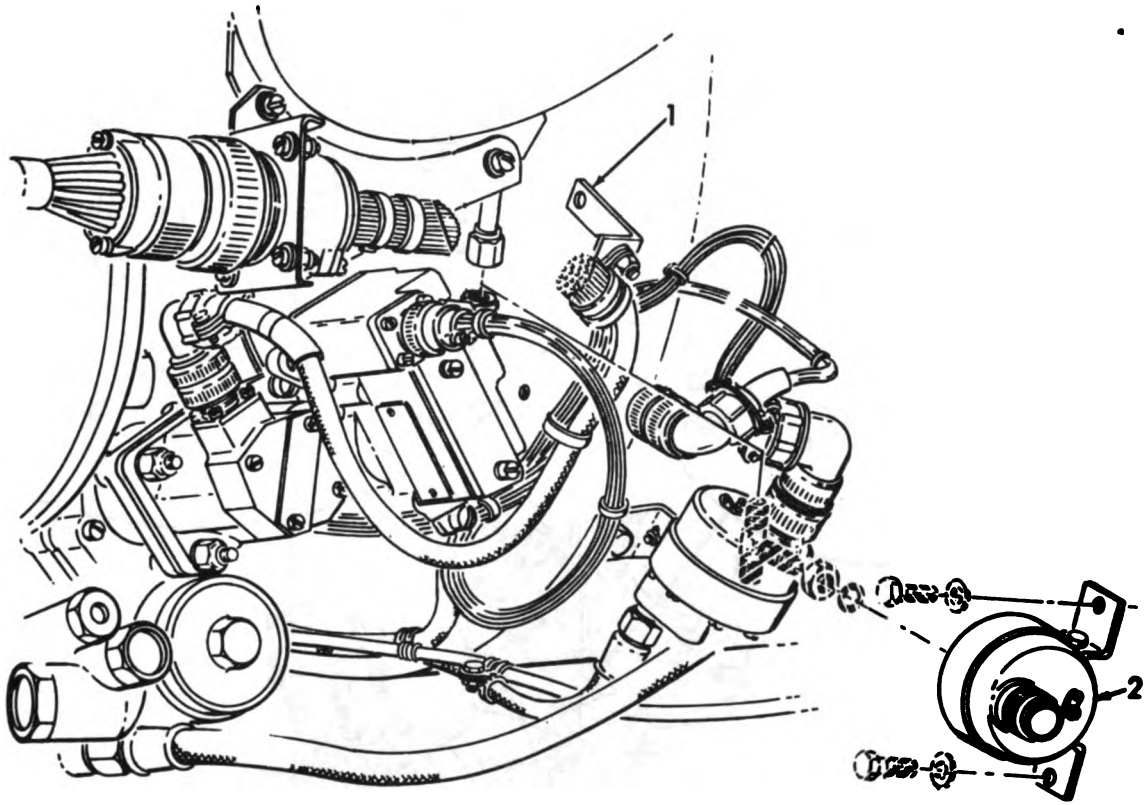
ME 6115-339-35P/40

Figure 40. Ignition Unit.



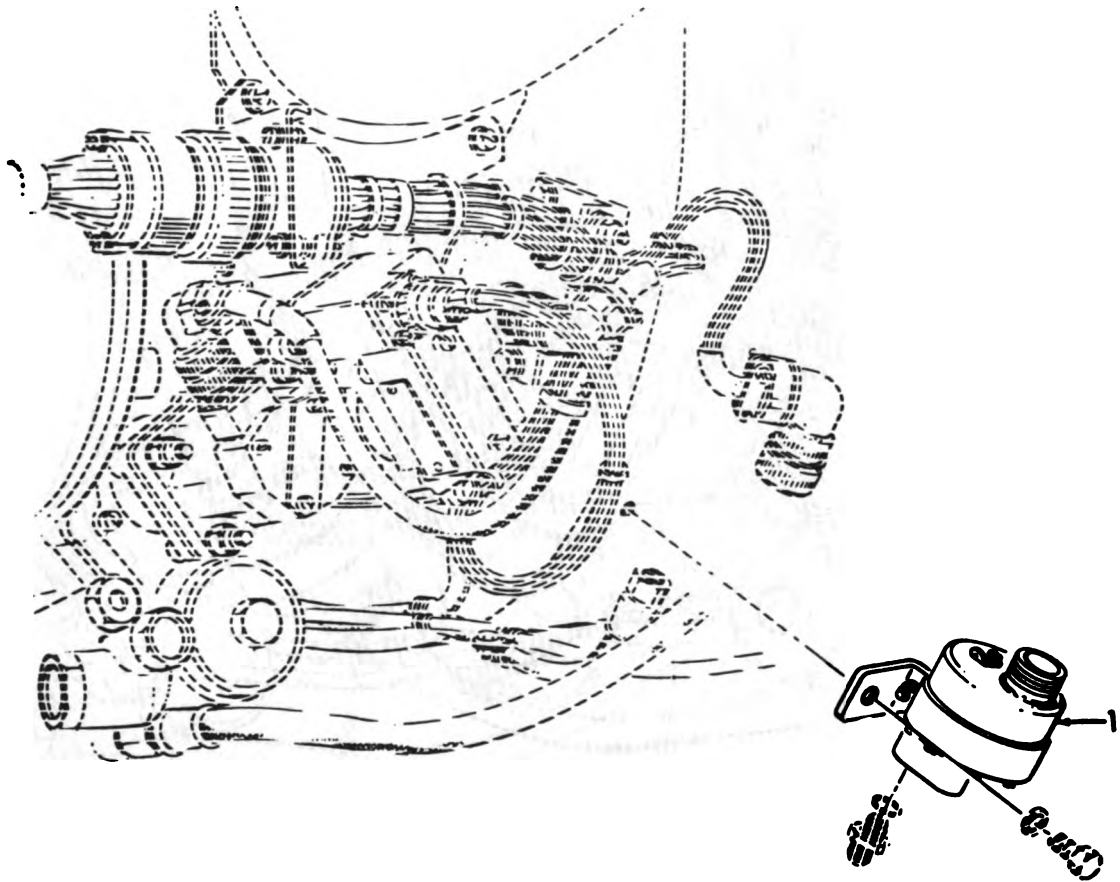
ME 6115-339-35P/41

Figure 41. Engine Lubricant Filter System.



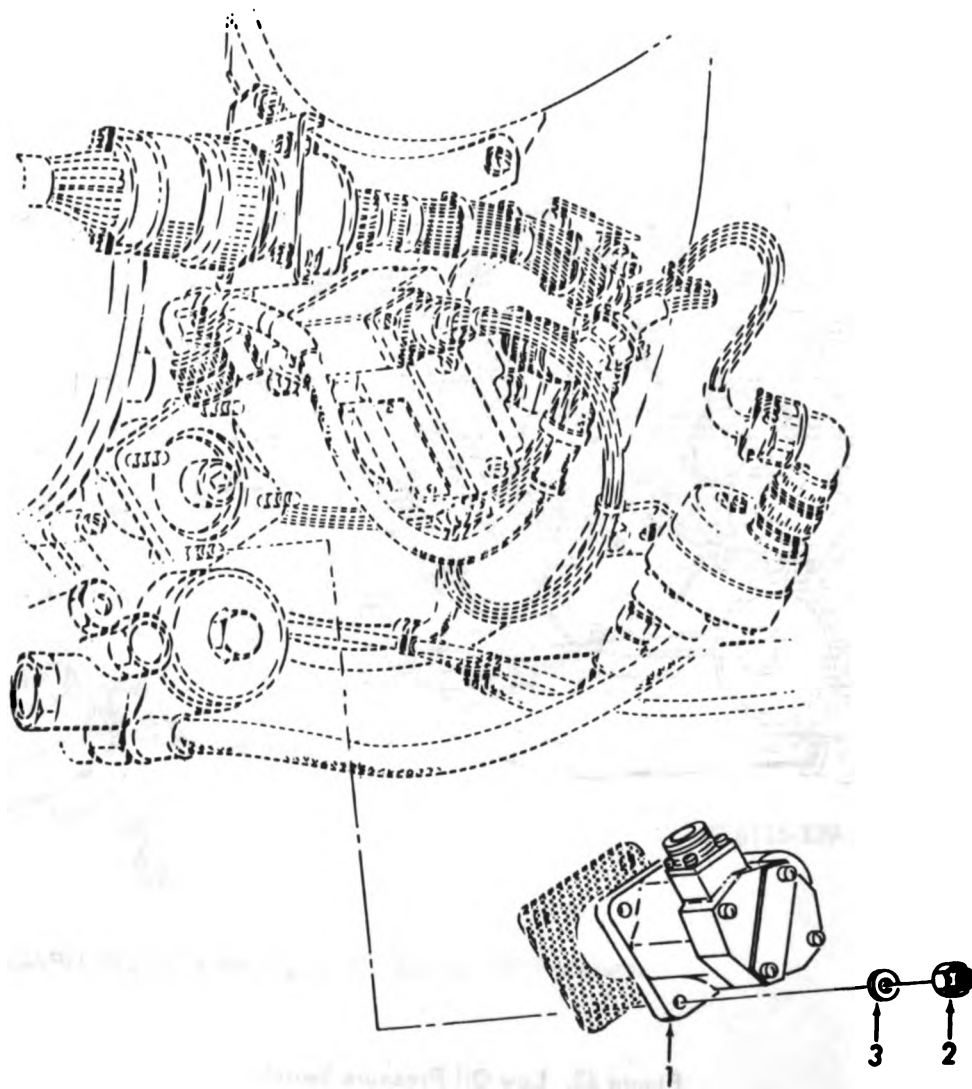
ME 6115-339-35P/42

Figure 42. Switch, Oil Pressure.



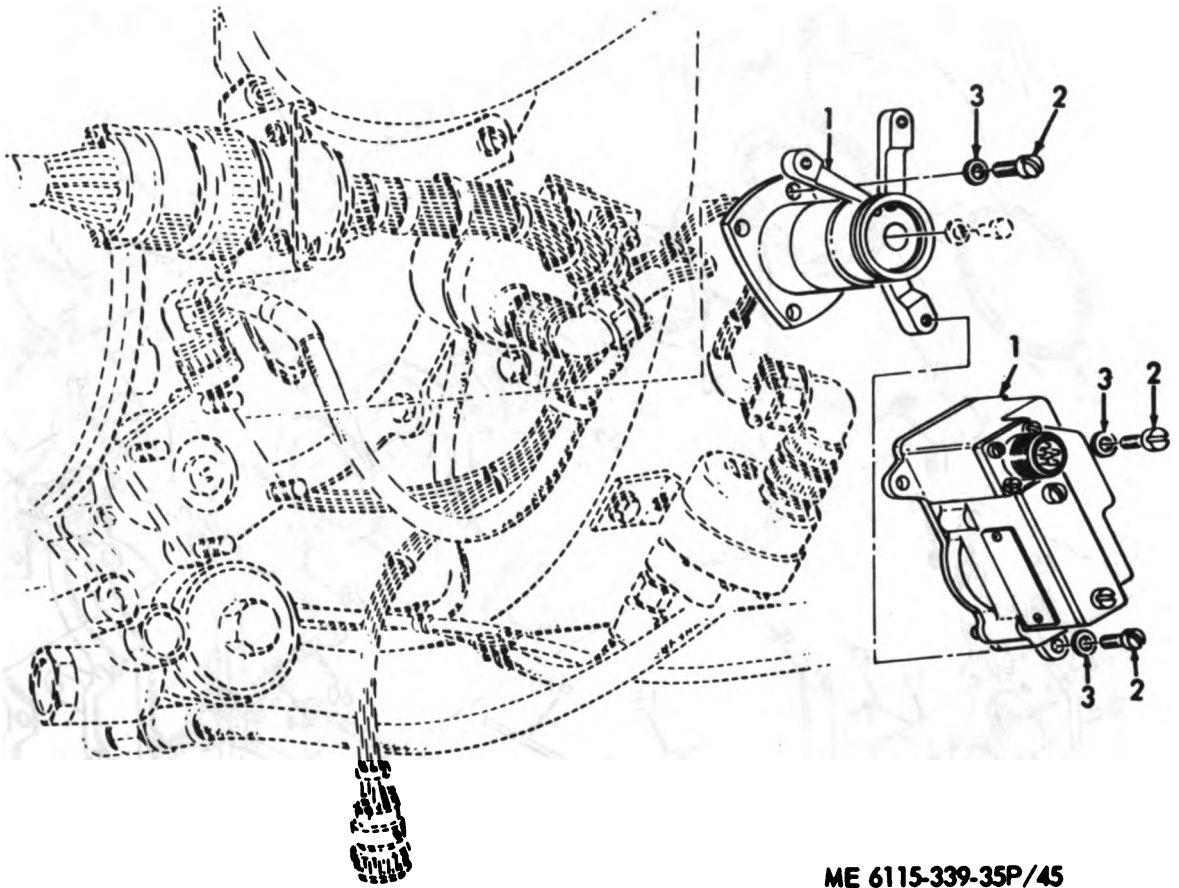
ME 6115-339-35P/43

Figure 43. Low Oil Pressure Switch.



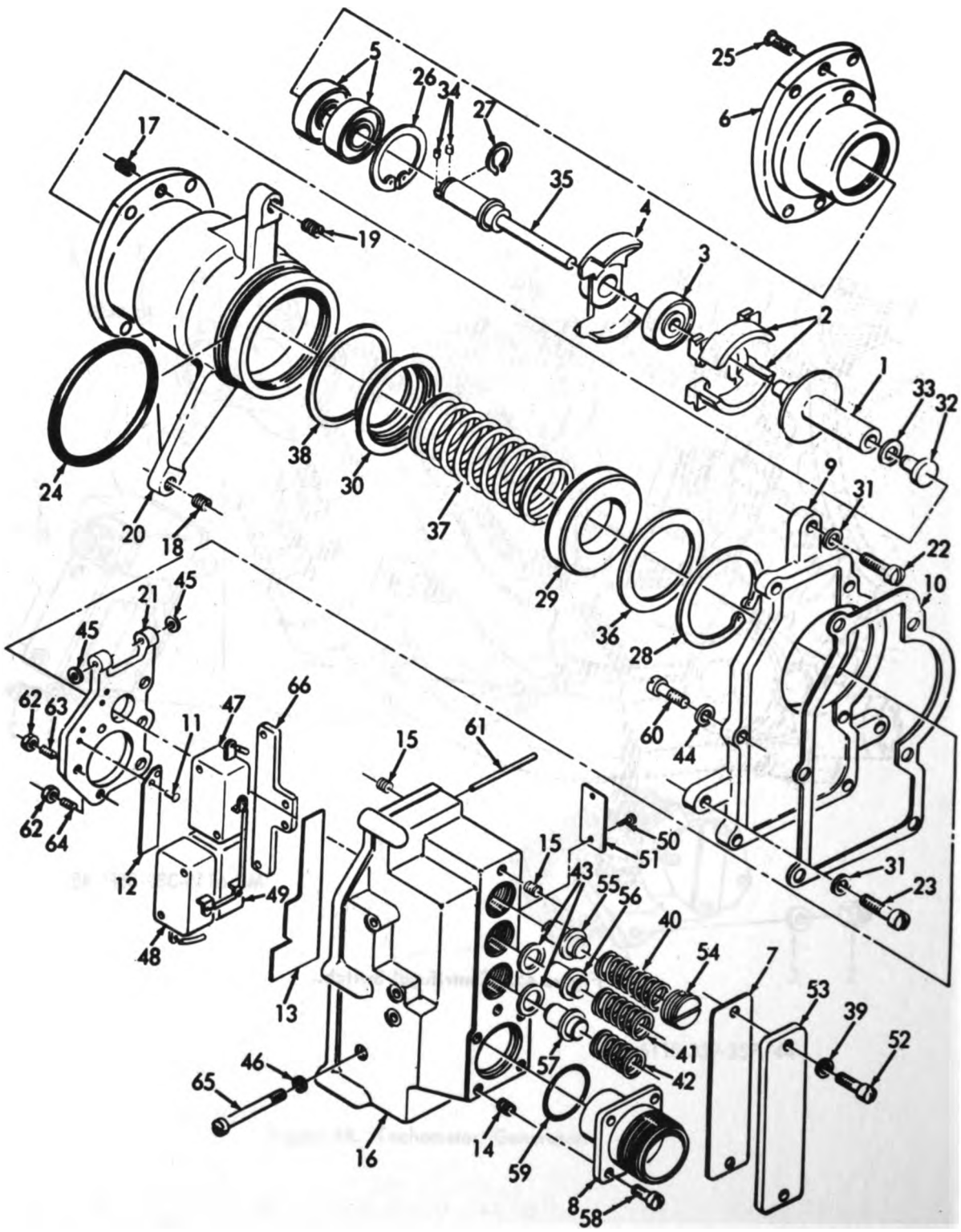
ME 6115-339-35P/44

Figure 44. Tachometer, Generator.



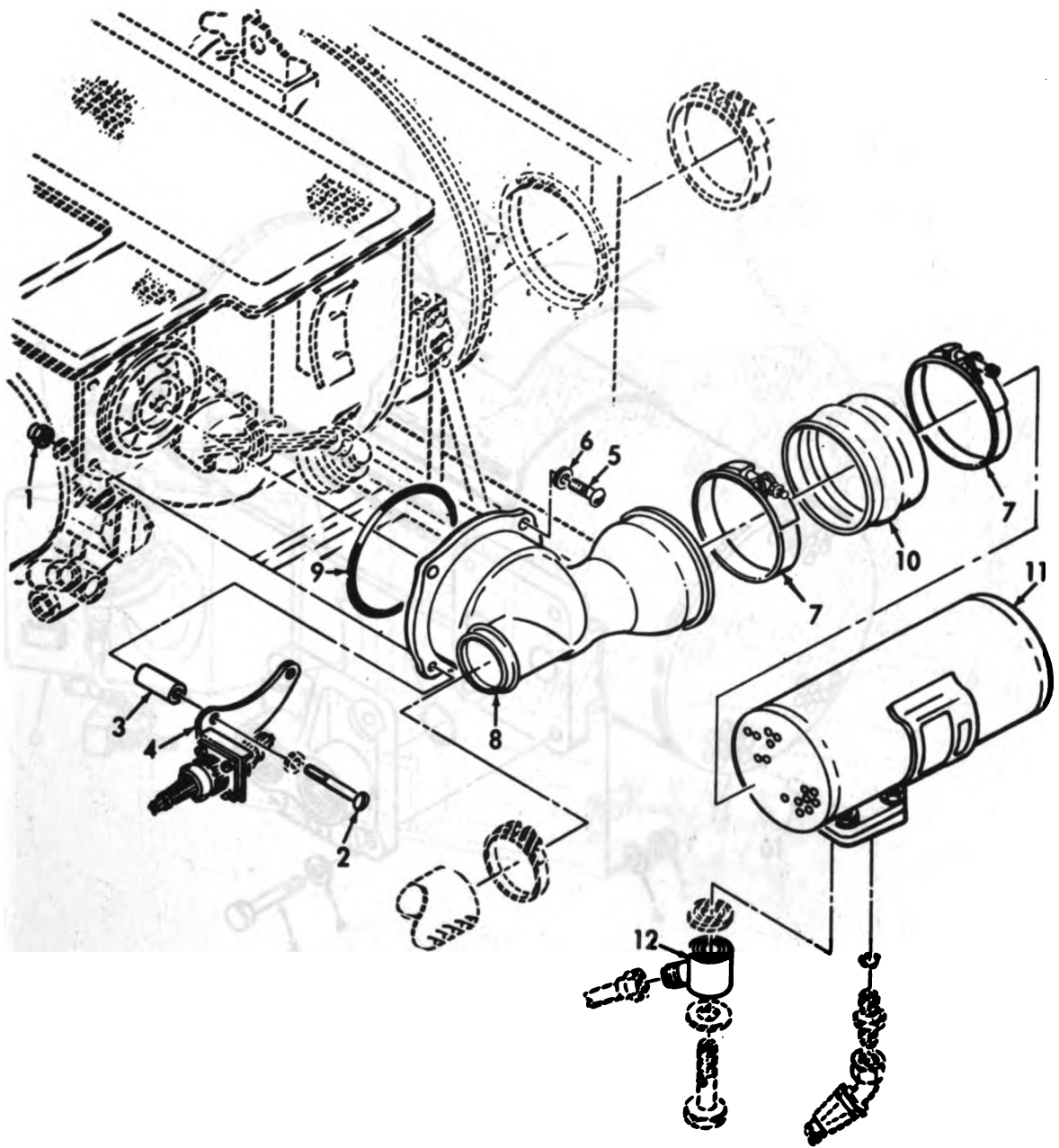
ME 6115-339-35P/45

Figure 45. Centrifugal Switch.



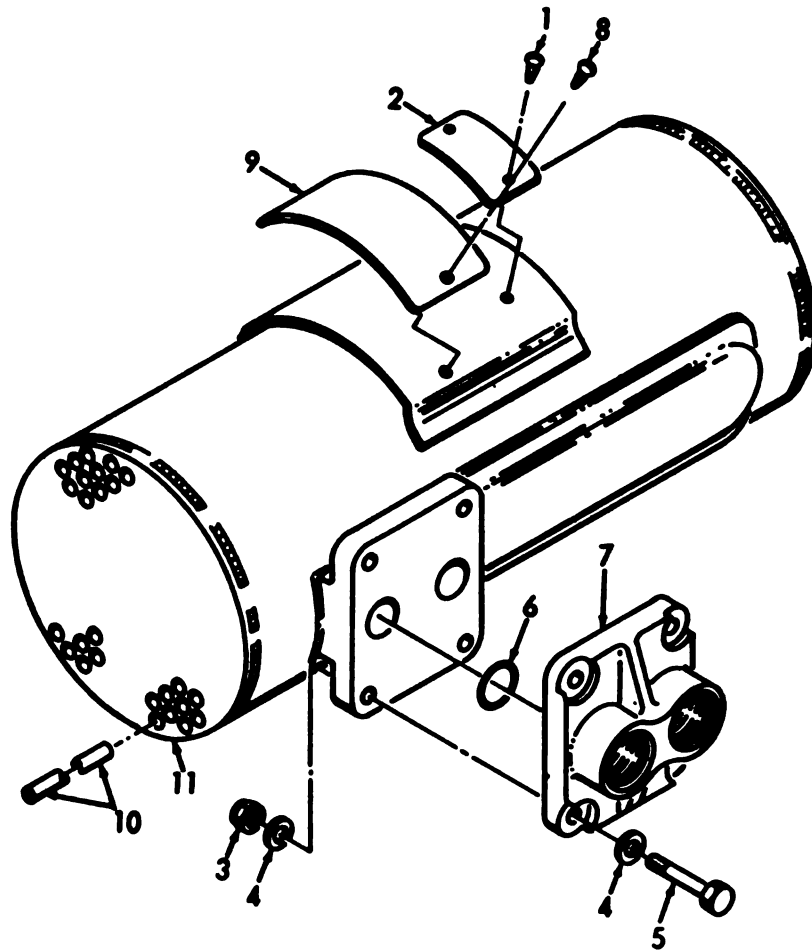
ME 6115-339-35P/46

Figure 46. Centrifugal Switch Components.



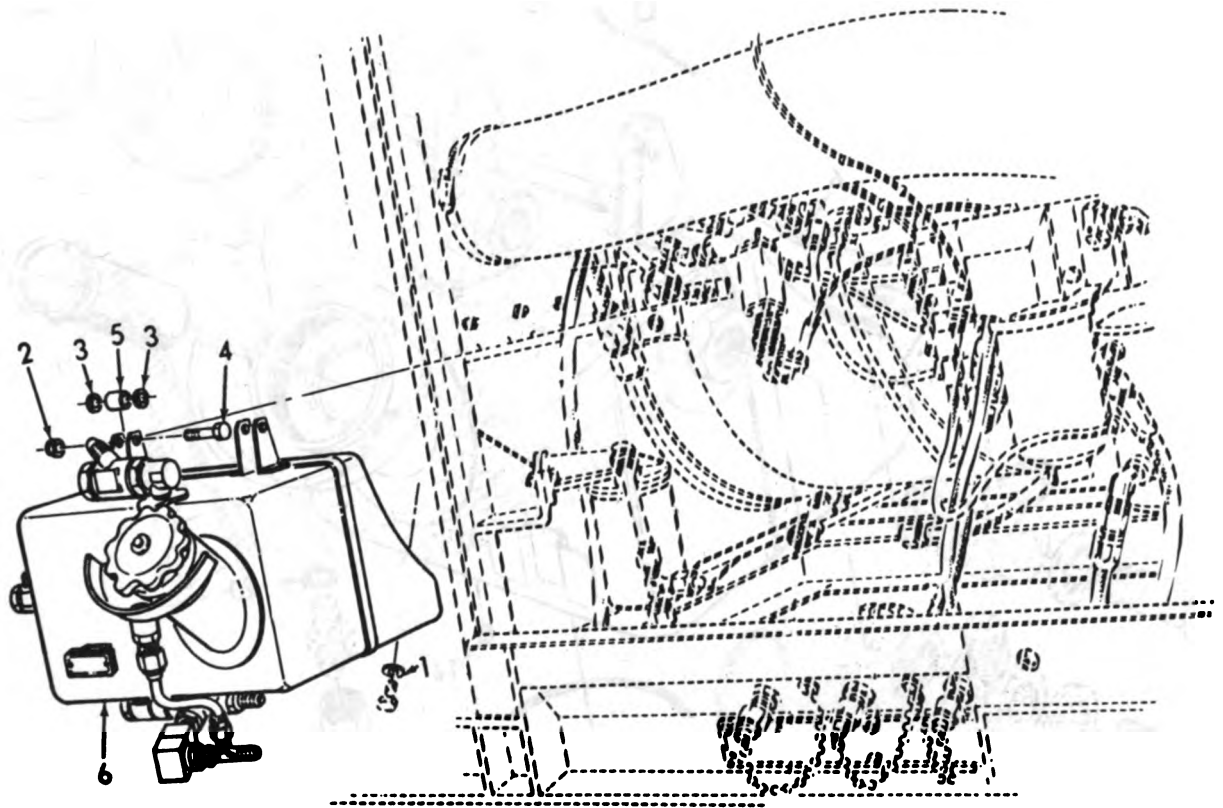
ME 6115-339-35P/47

Figure 47. Oil Cooler.



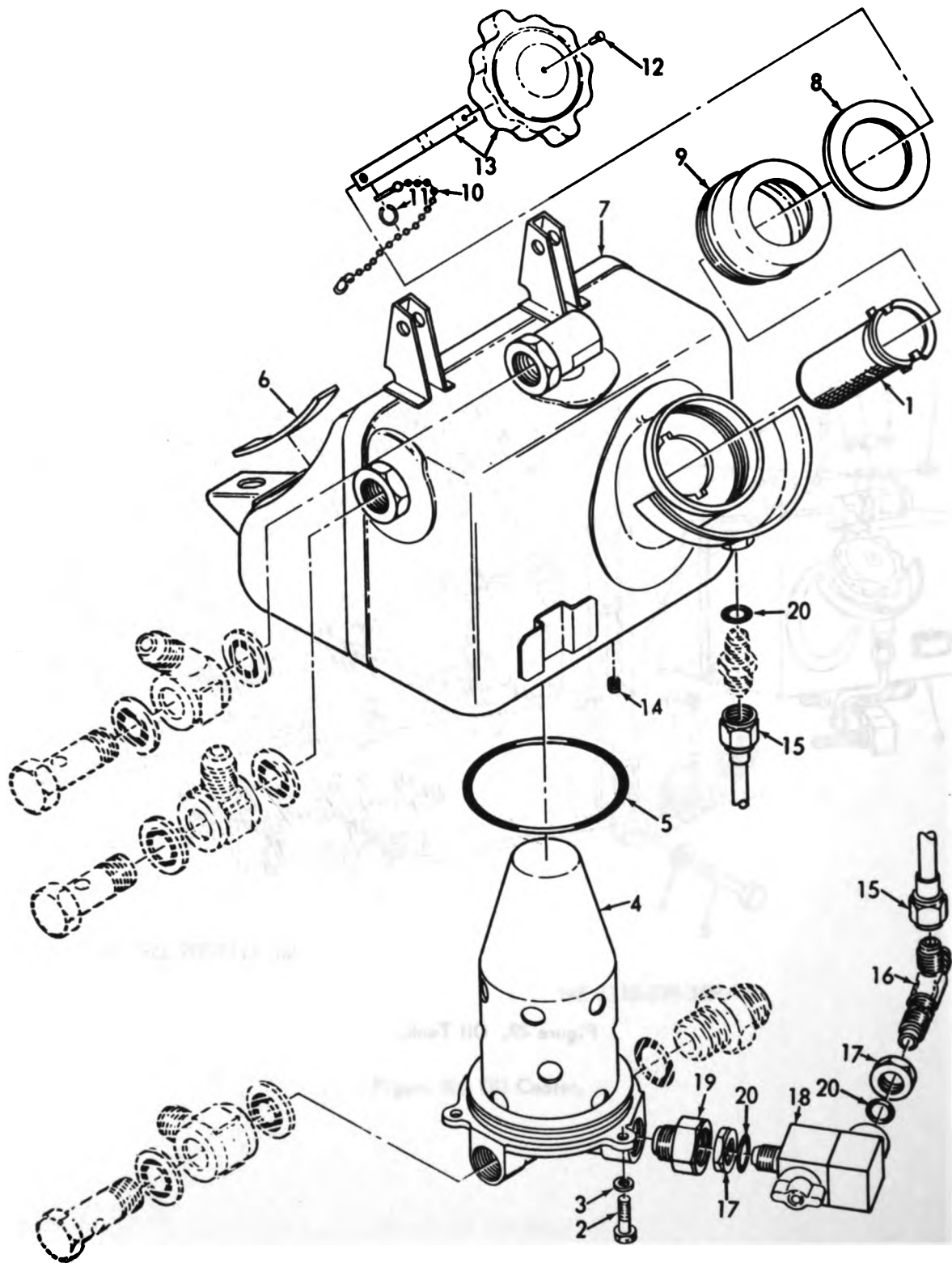
ME 6115-339-35P/48

Figure 48. Oil Cooler.



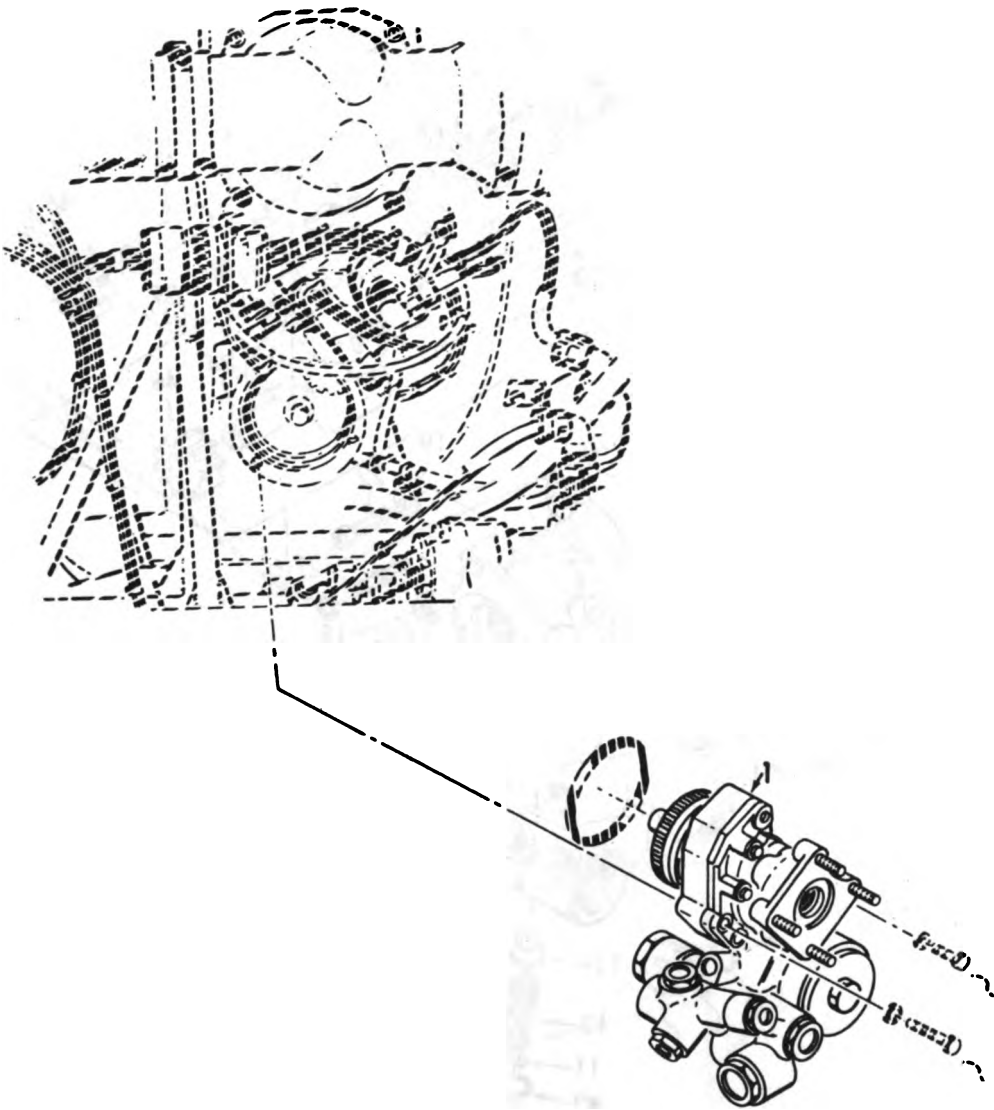
ME 6115-339-35P/49

Figure 49. Oil Tank.



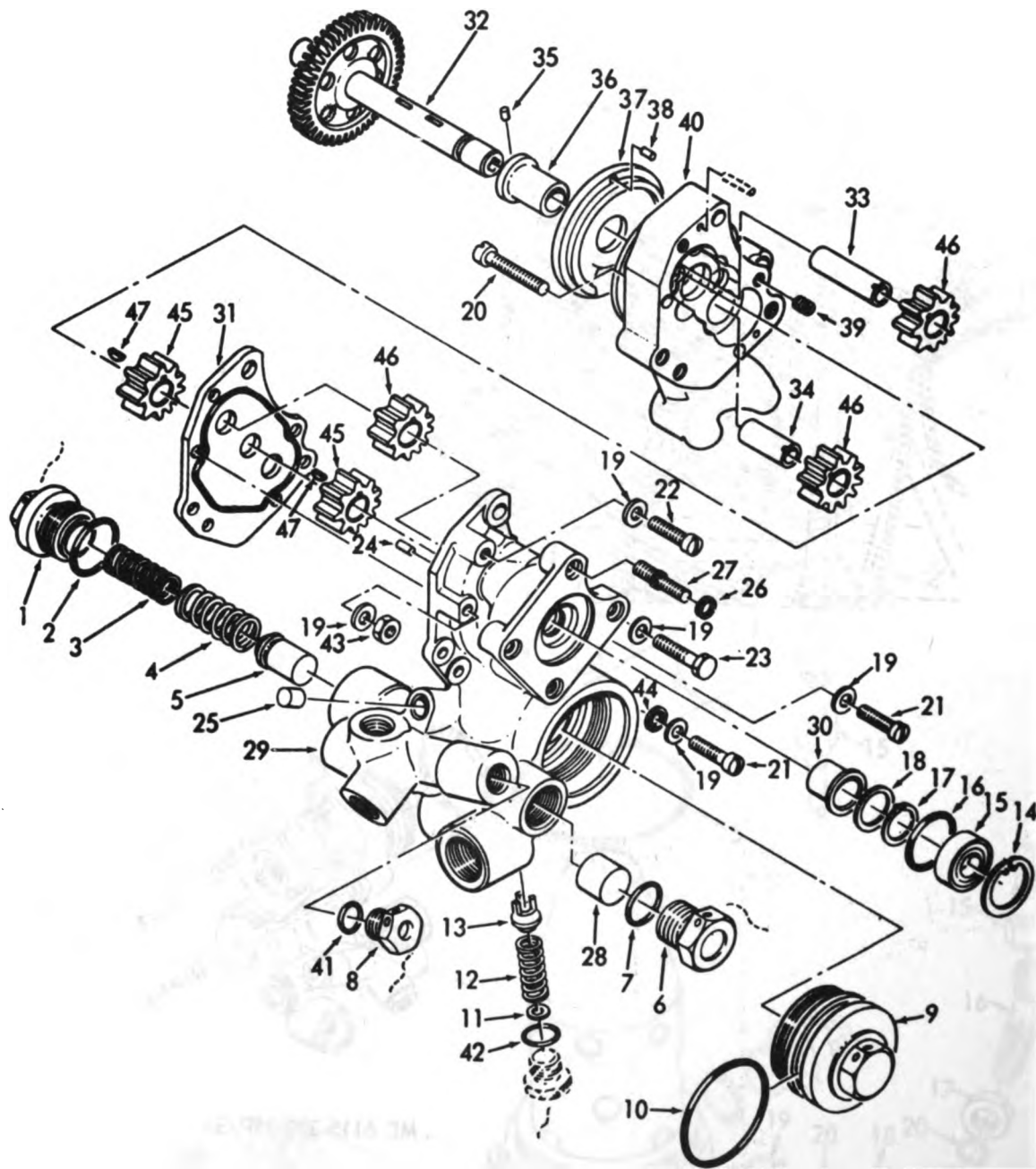
ME 6115-339-35P/50

Figure 50. Oil Tank.



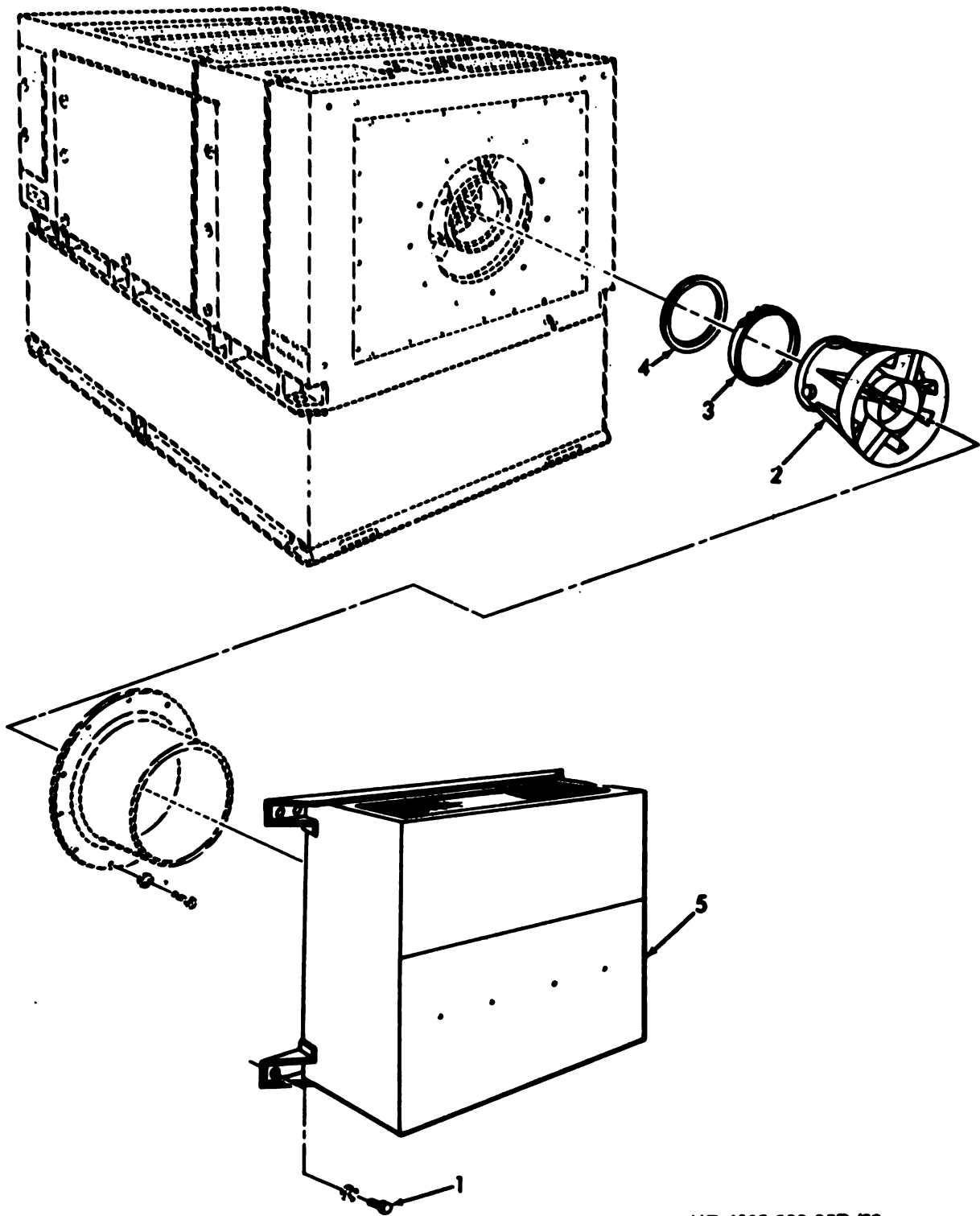
ME 6115-339-35P/51

Figure 51. Oil Pump.



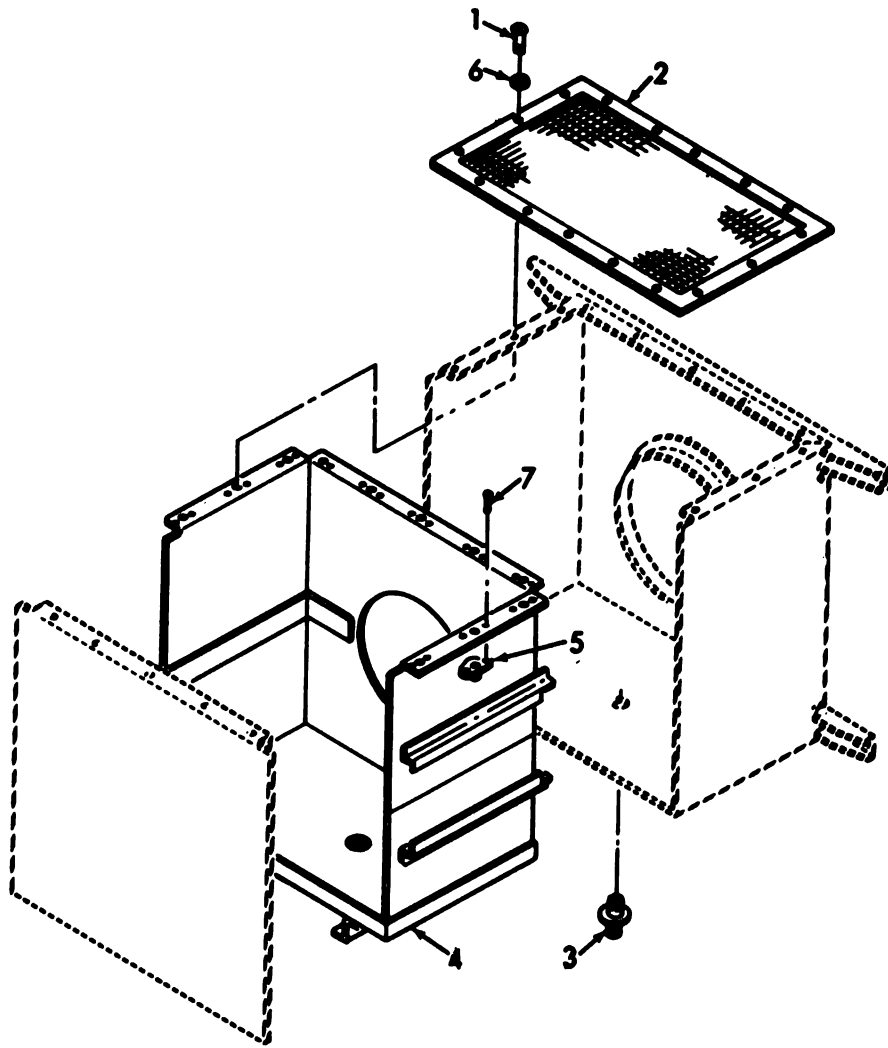
ME 6115-339-35P/52

Figure 52. Oil Pump.



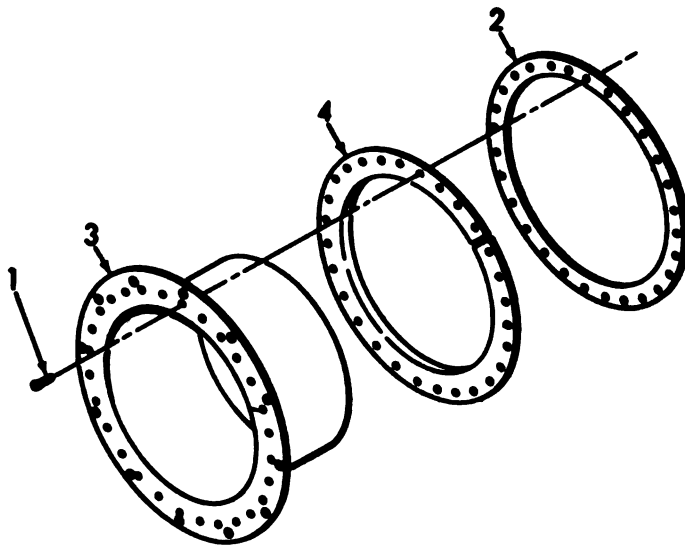
ME 6115-339-35P/53

Figure 53. Muffler Assembly, Ejector Assembly and Pipe Assembly.



ME 6115-339-35P/54

Figure 54. Muffler.



ME 6115-339-35P/55

Figure 55. Ejector.

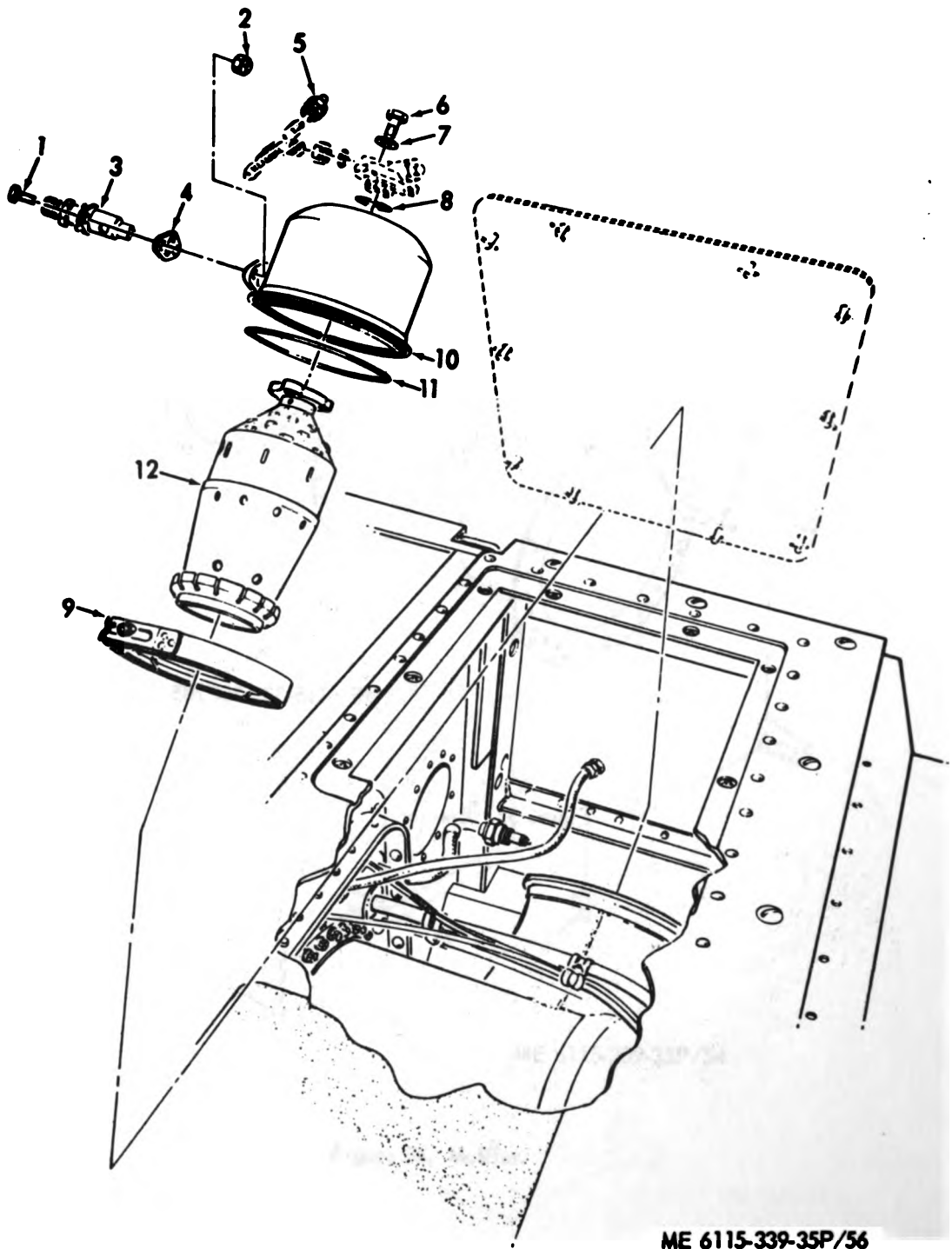
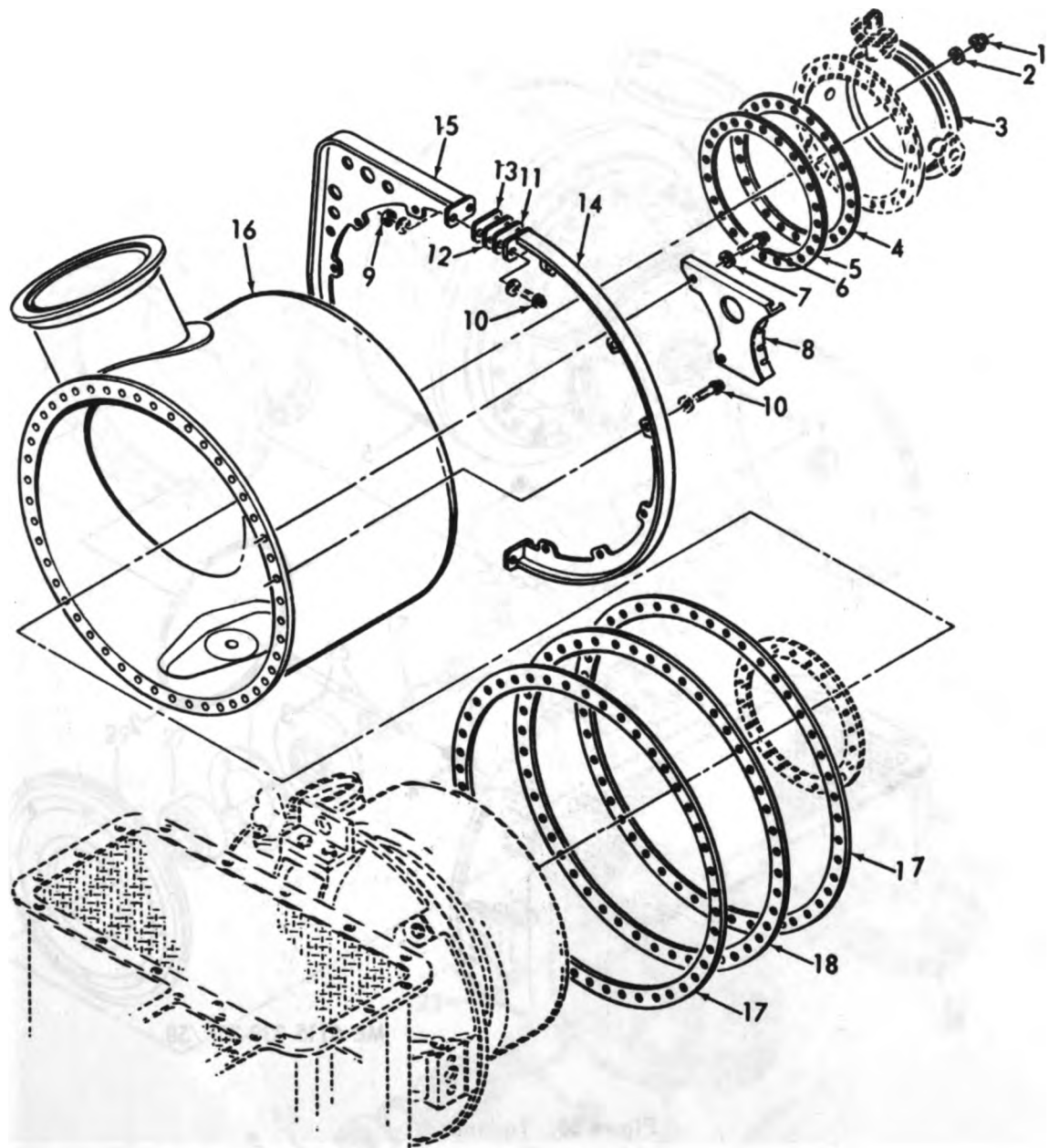
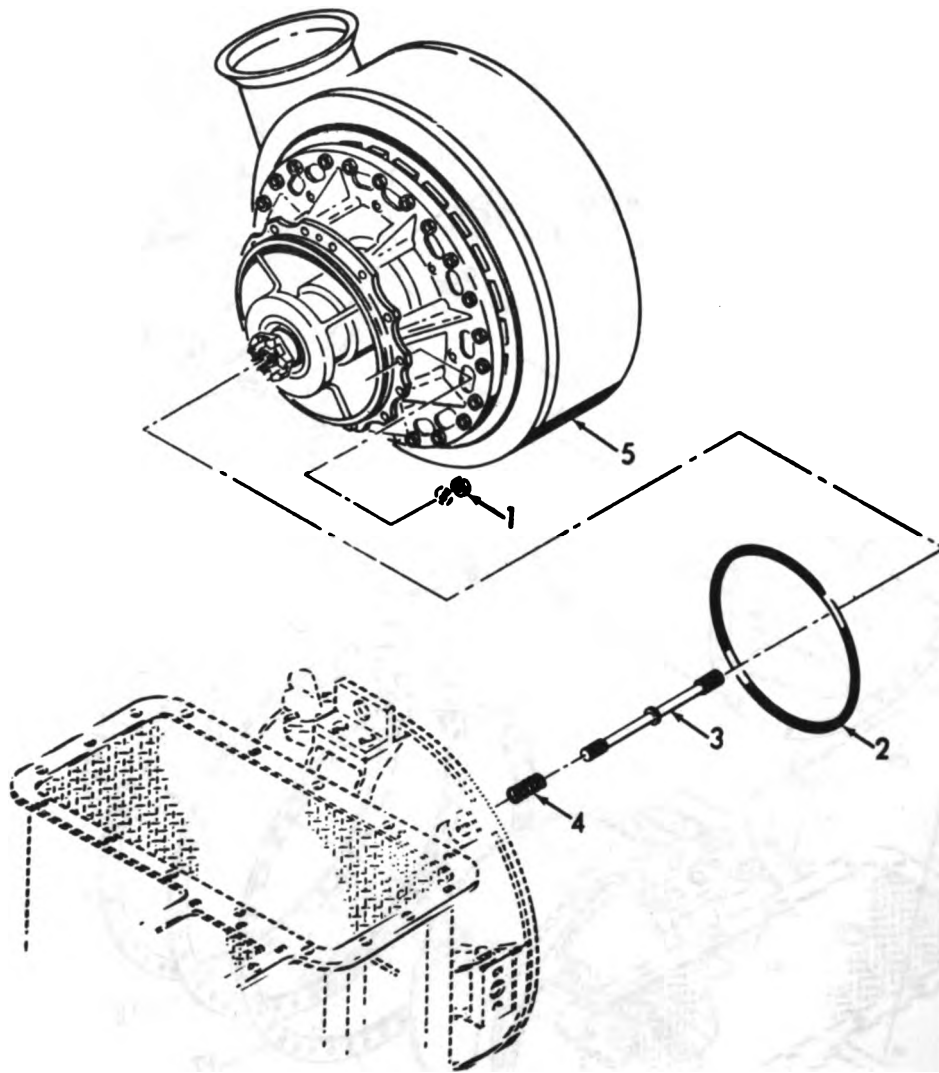


Figure 56. Atomizer Assembly, Igniter Plug and Chamber Assembly.



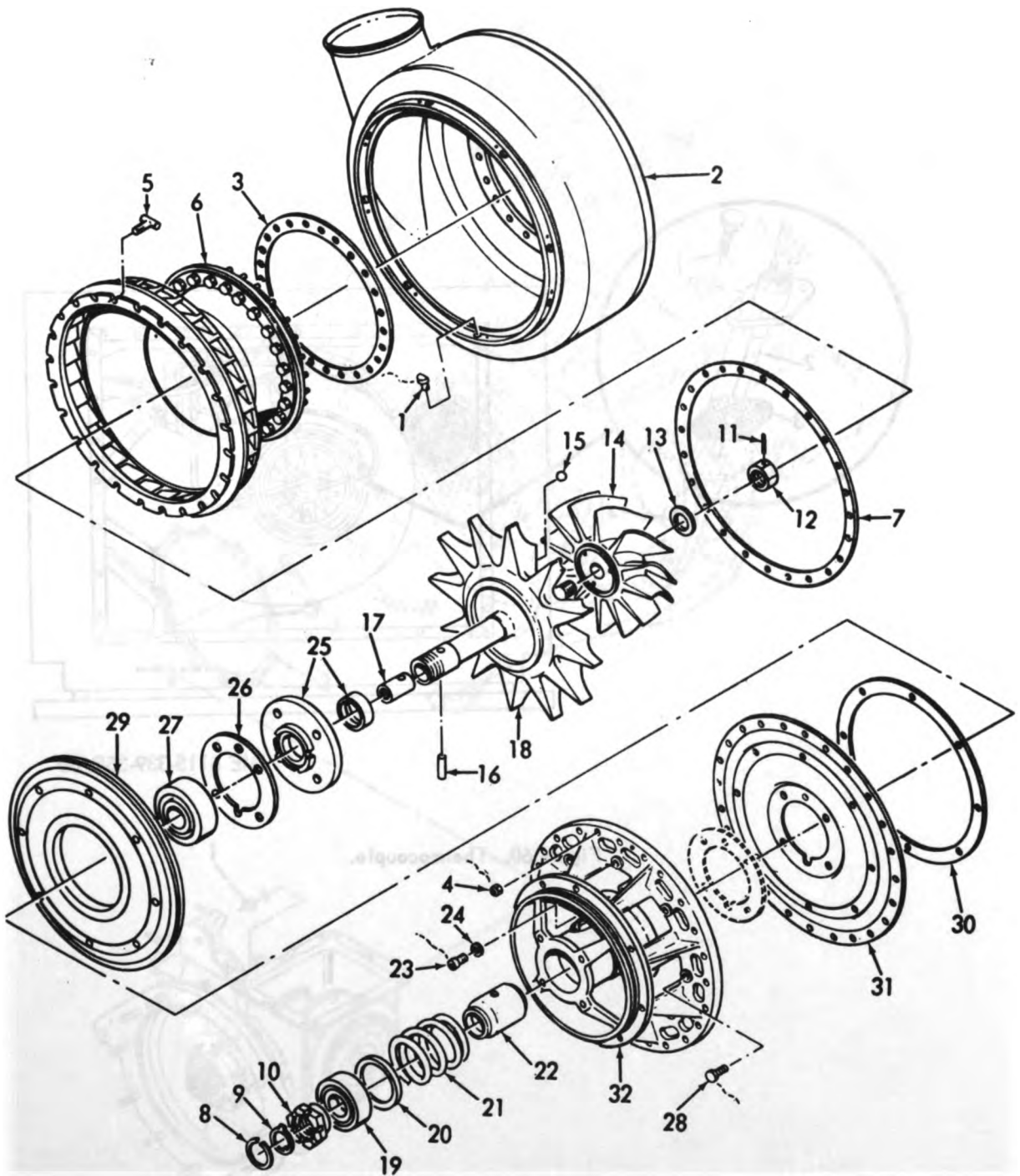
ME 6115-339-35P/57

Figure 57. Combustion.



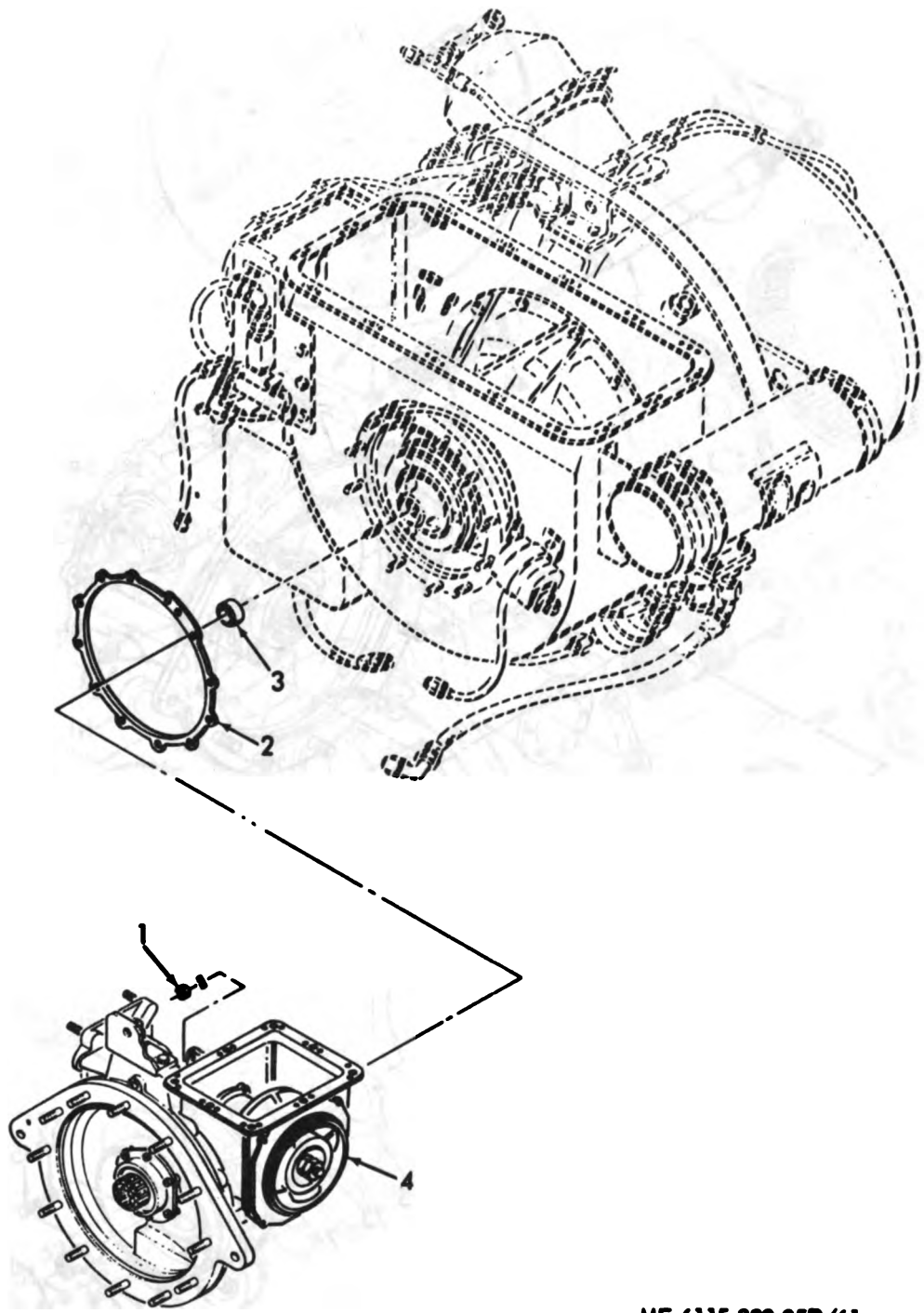
ME 6115-339-35P/58

Figure 58. Turbine.



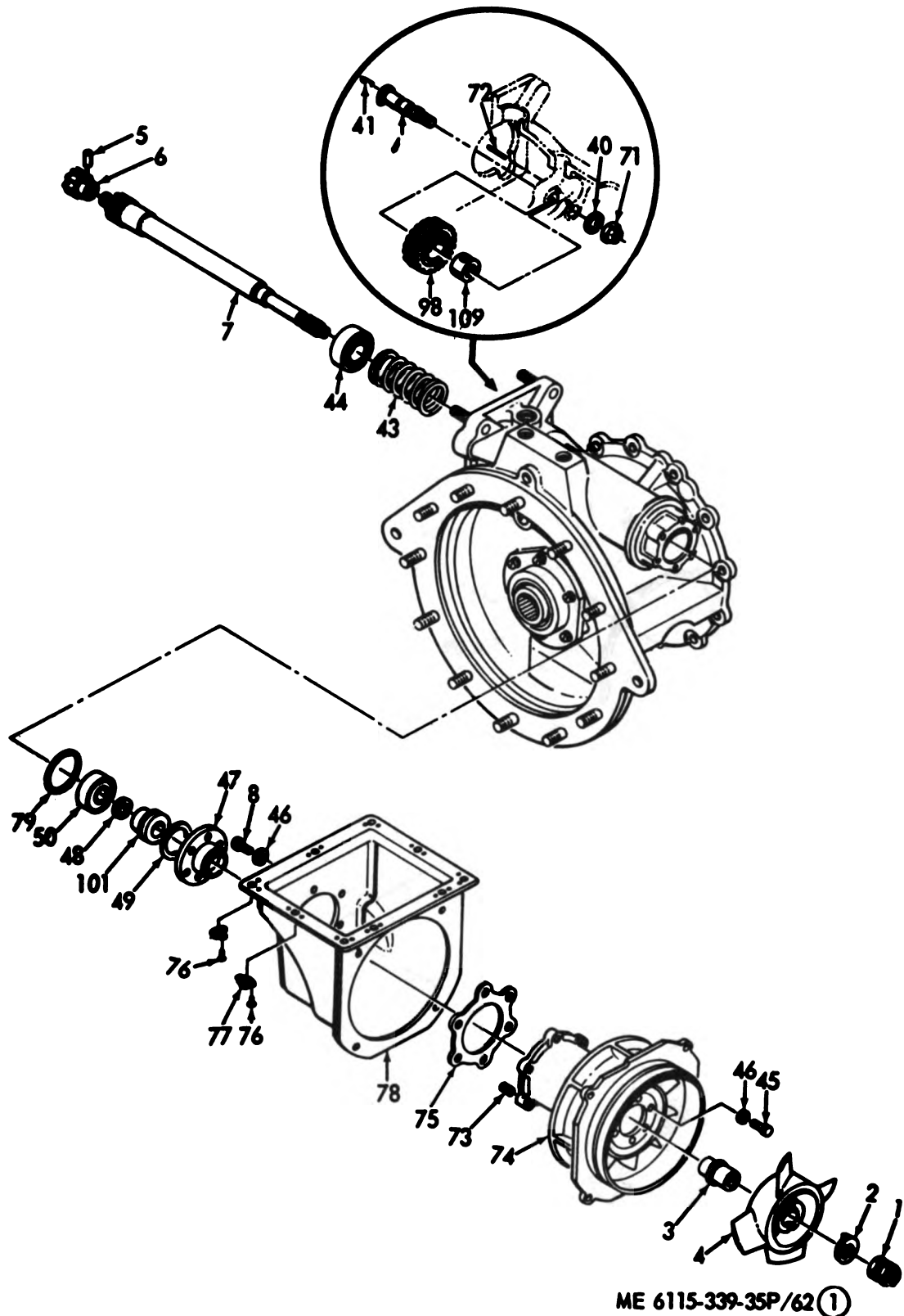
ME 6115-339-35P/59

Figure 59. Turbine.



ME 6115-339-35P/61

Figure 61. Accessory.



ME 6115-339-35P/62 ①

Figure 62 ①. Accessory Assembly.

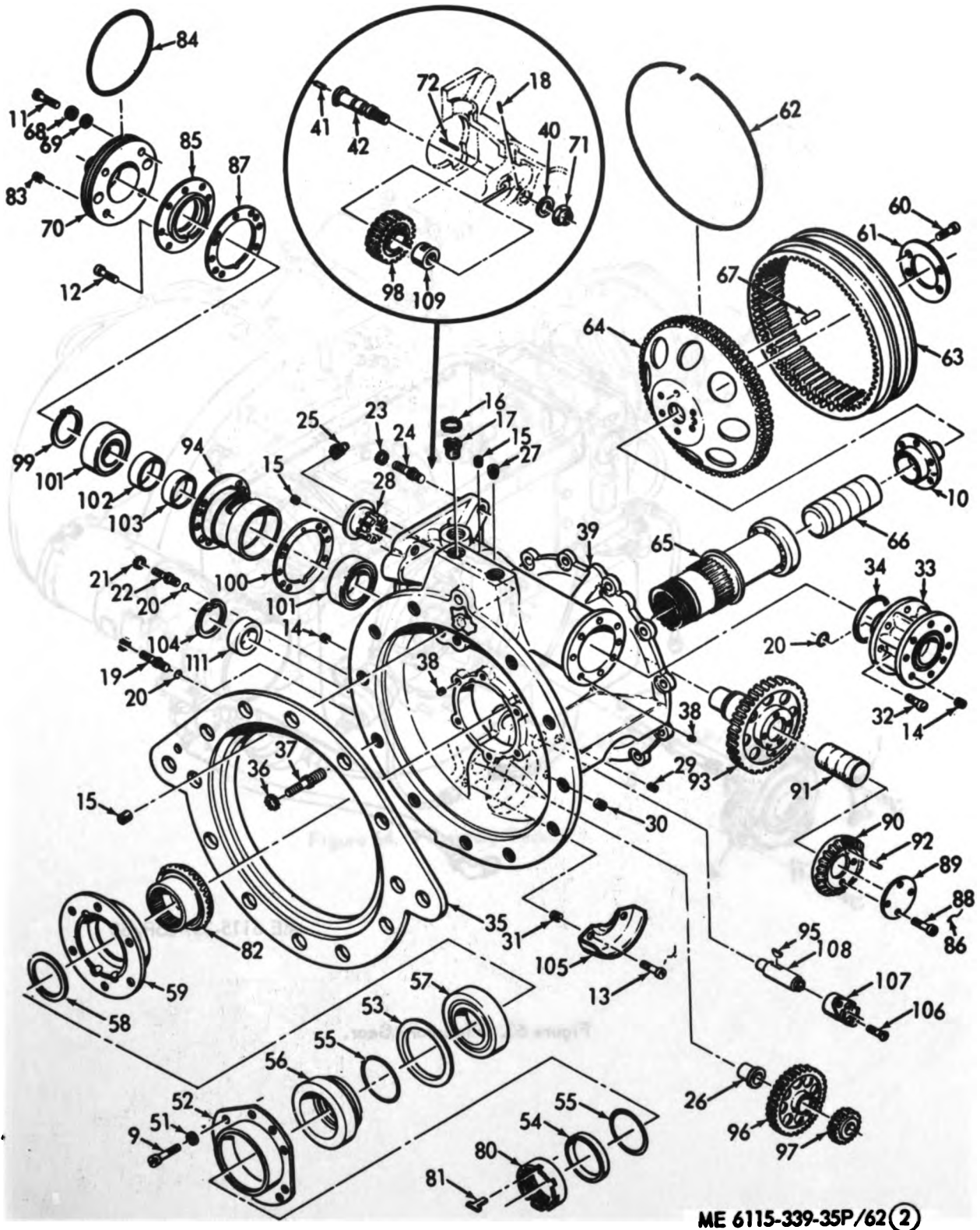
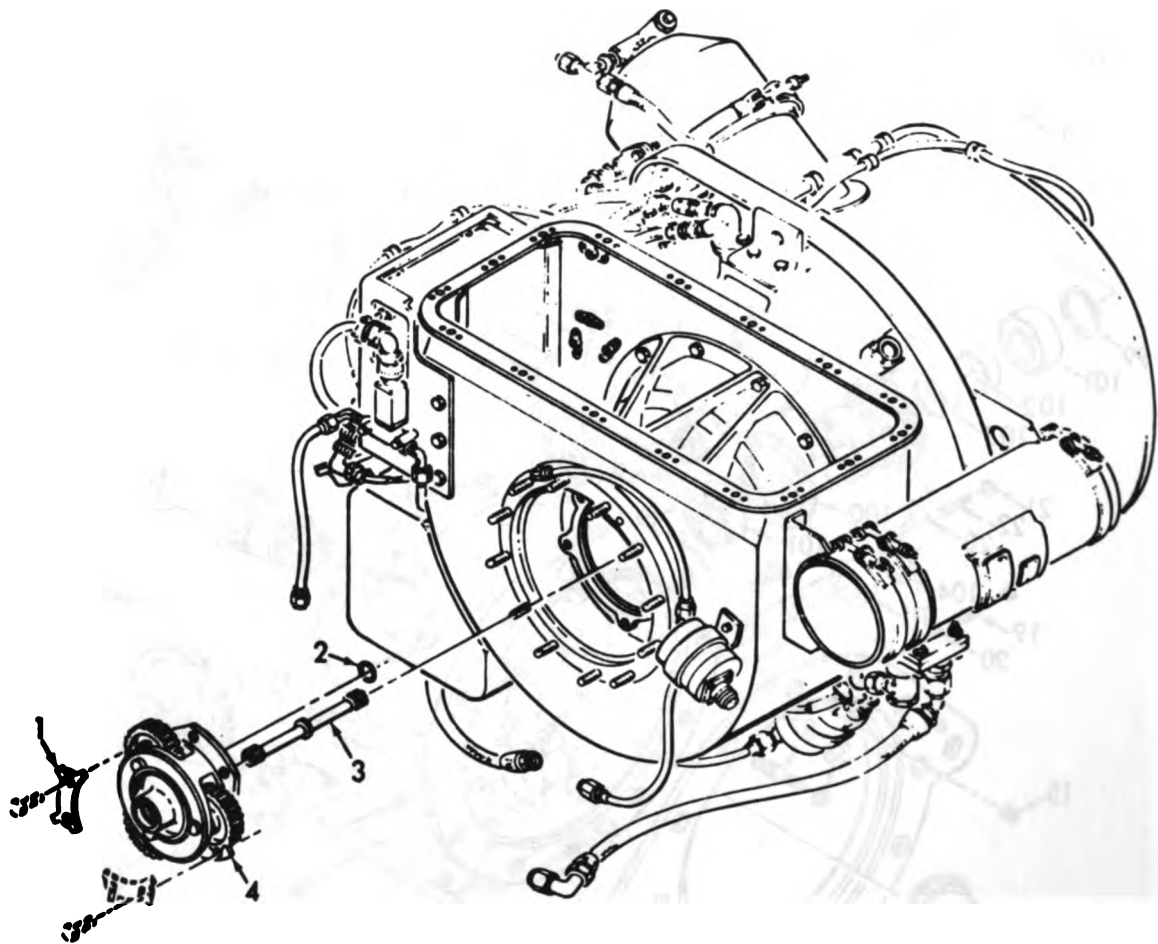
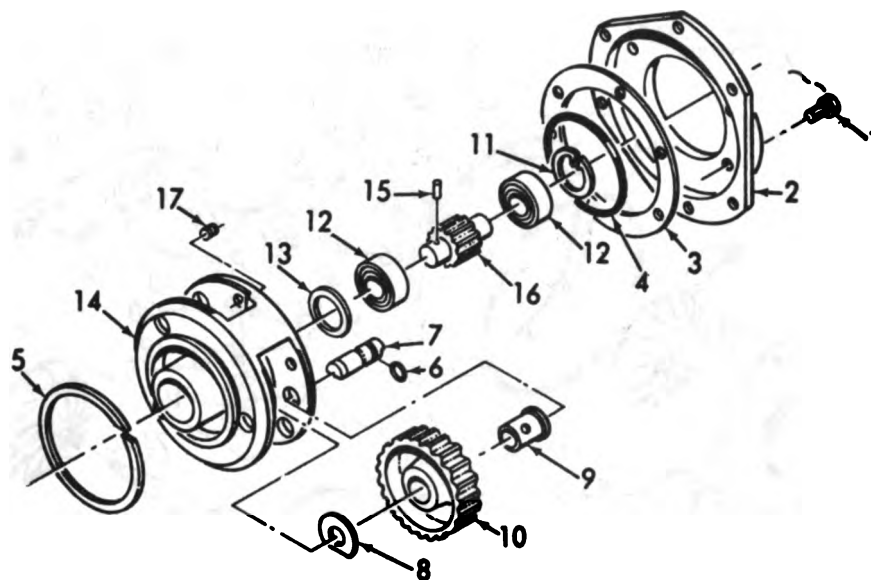


Figure 62 (2). Accessory Assembly.



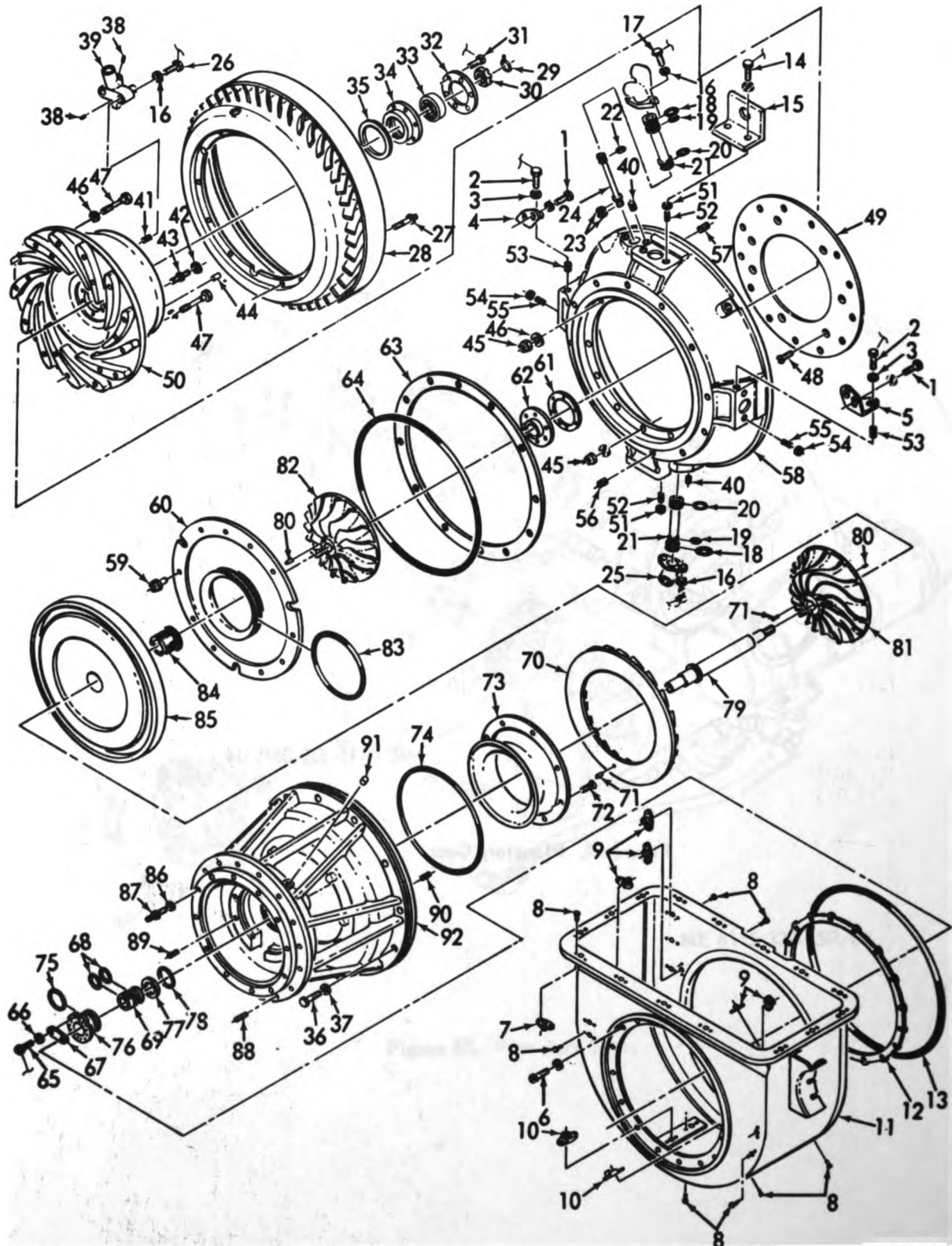
ME 6115-339-35P/63

Figure 63. Planetary Gear.



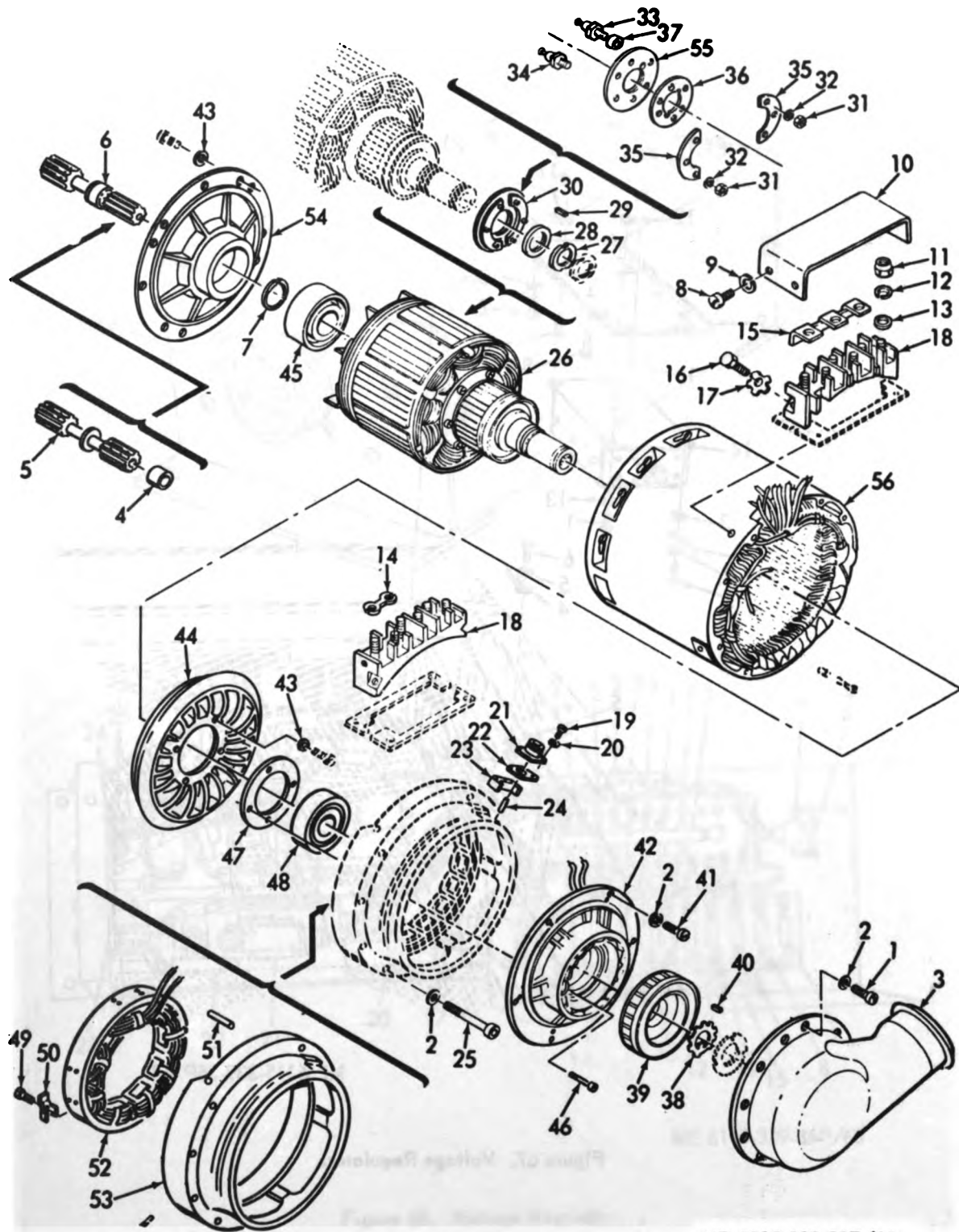
ME 6115-339-35P/64

Figure 64. Planetary Gear.



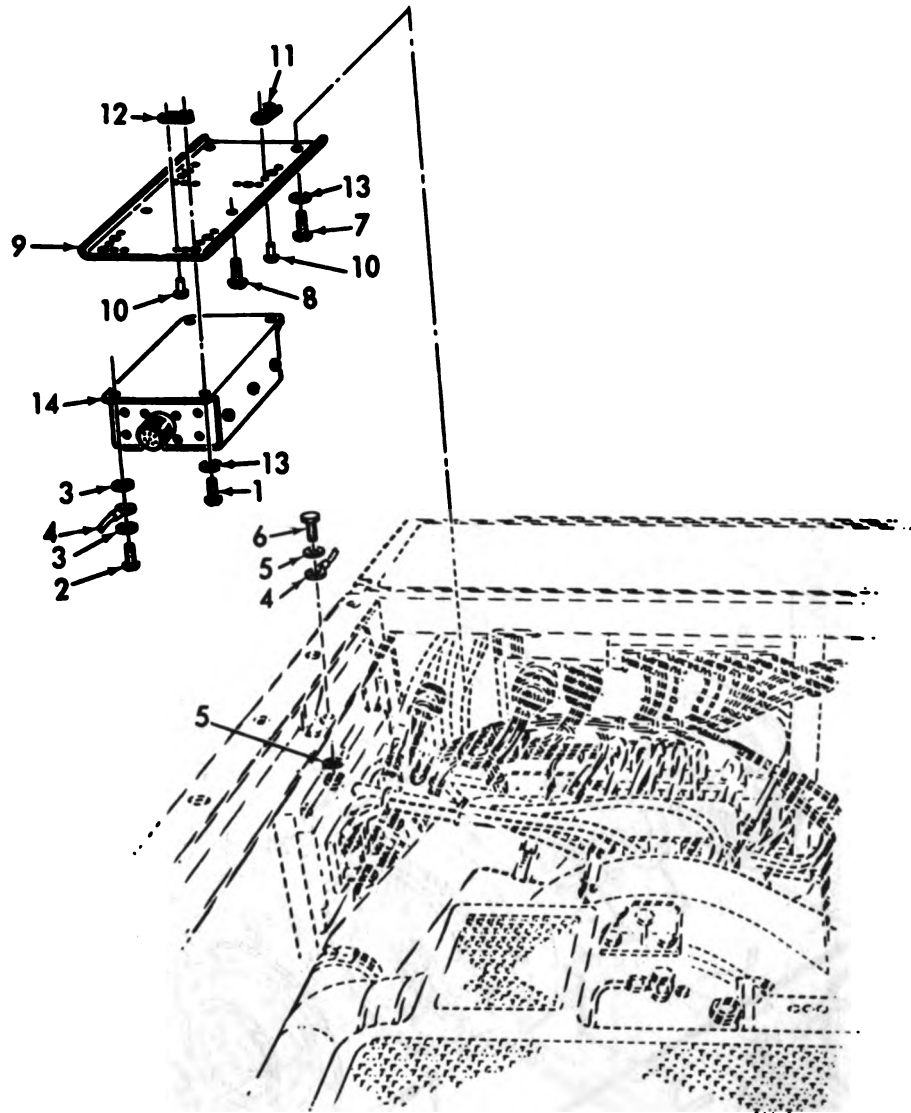
ME 6115-339-35P/65

Figure 65. Compressor.



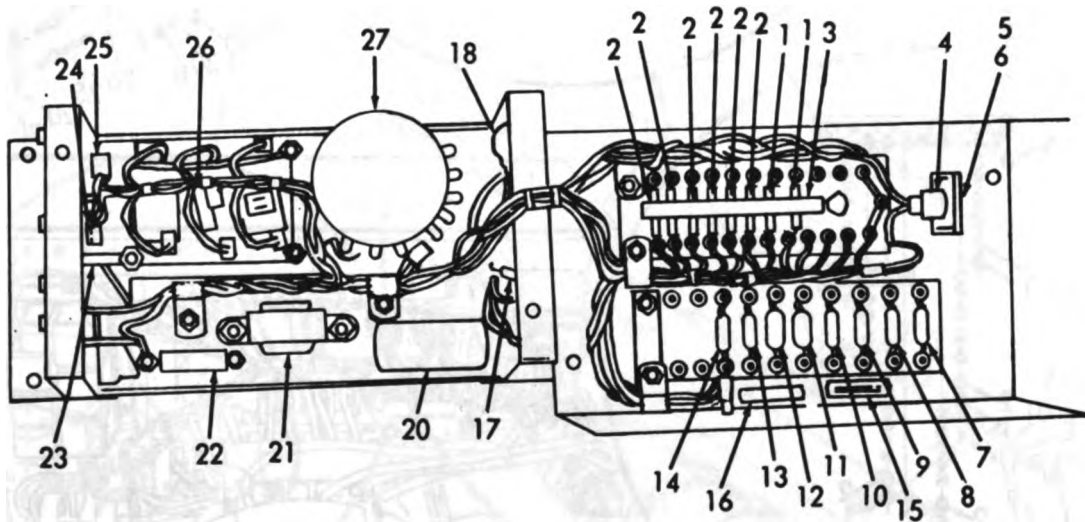
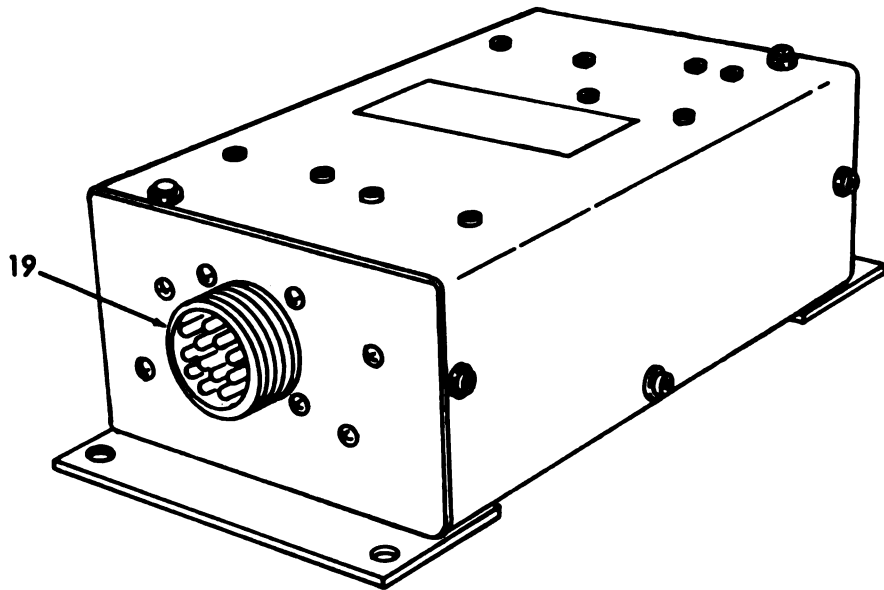
ME 6115-339-35P/66

Figure 66. Rotating Exciter Components, Generator.



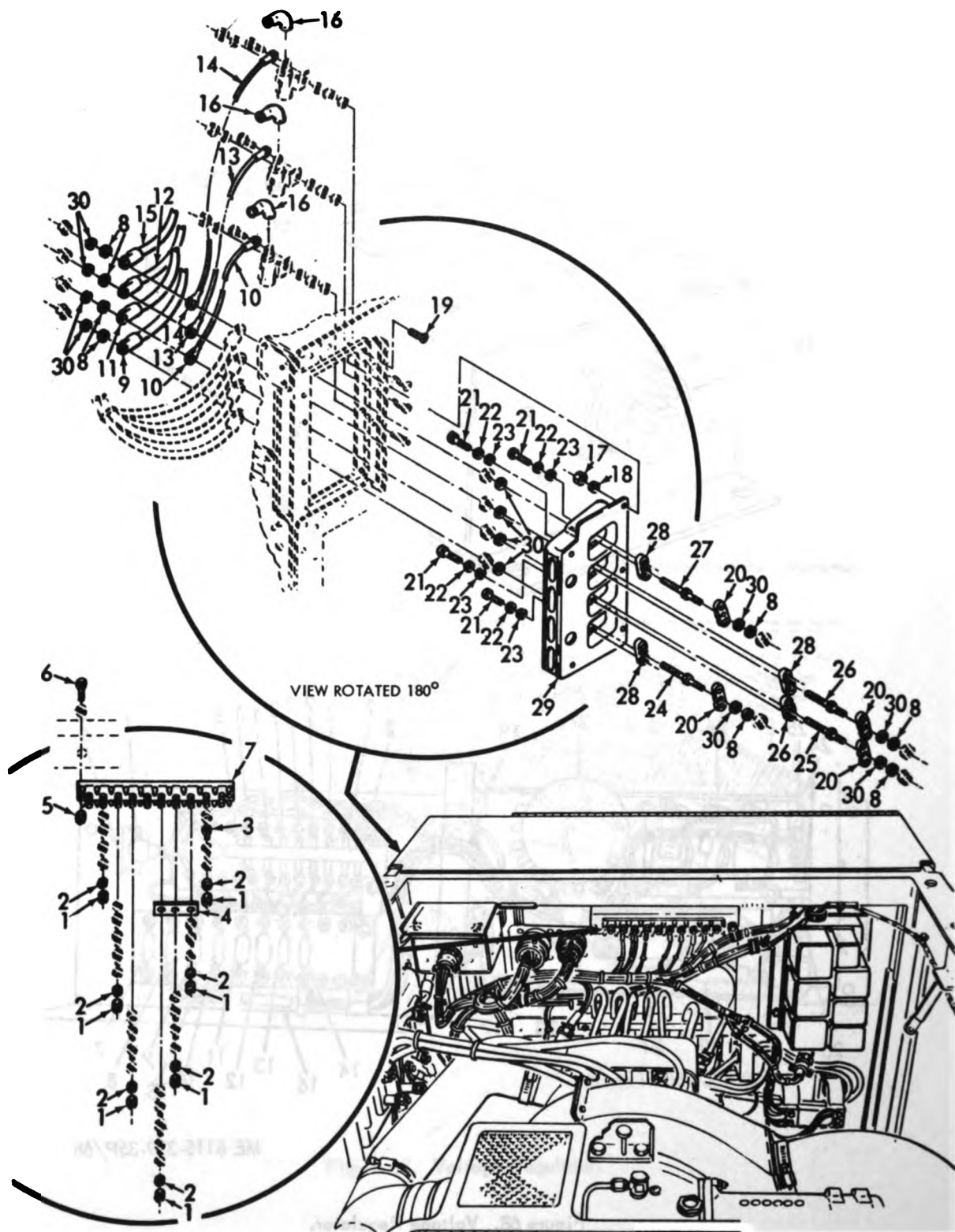
ME 6115-339-35P/67

Figure 67. Voltage Regulator.



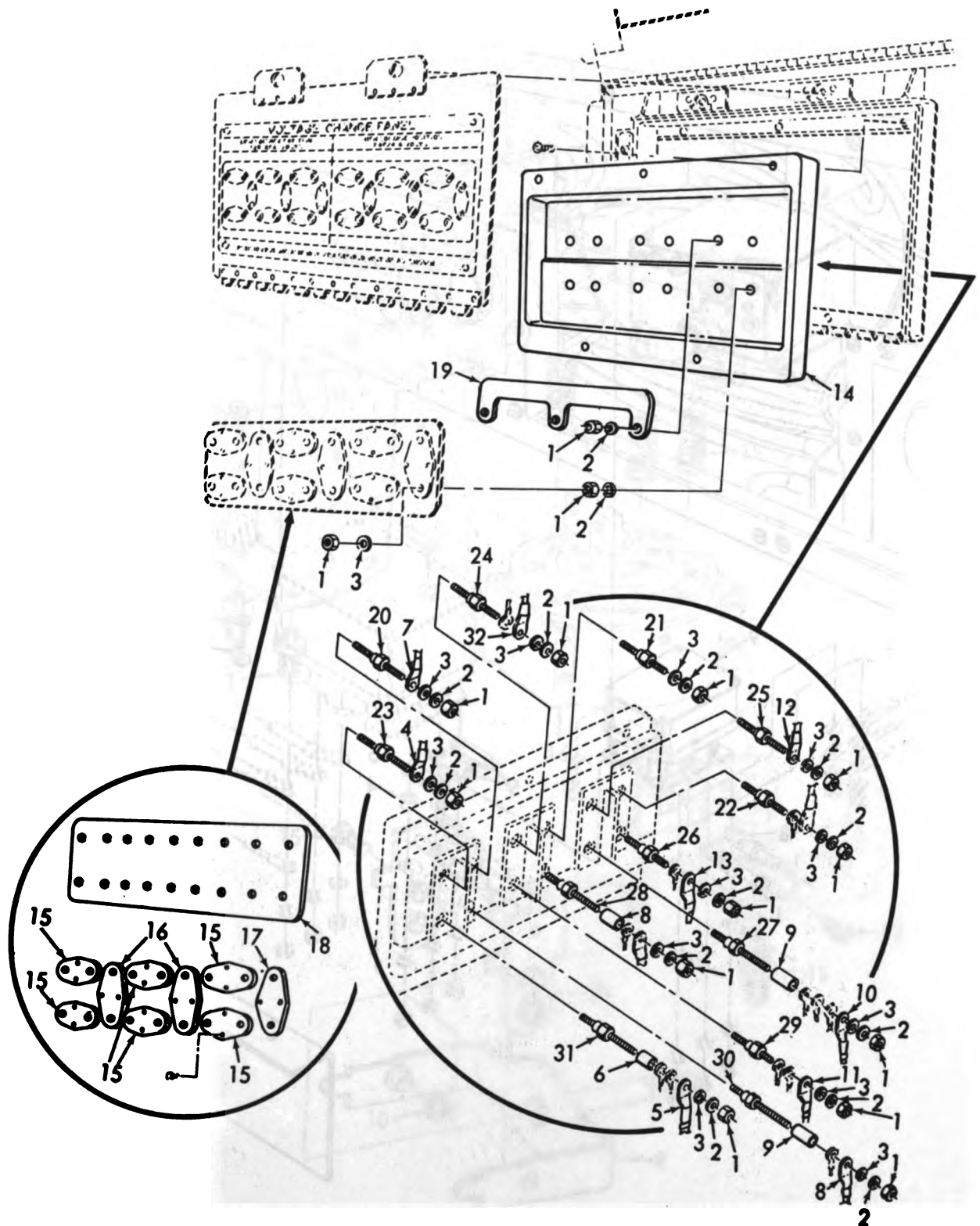
ME 6115-339-35P/68

Figure 68. Voltage Regulator.



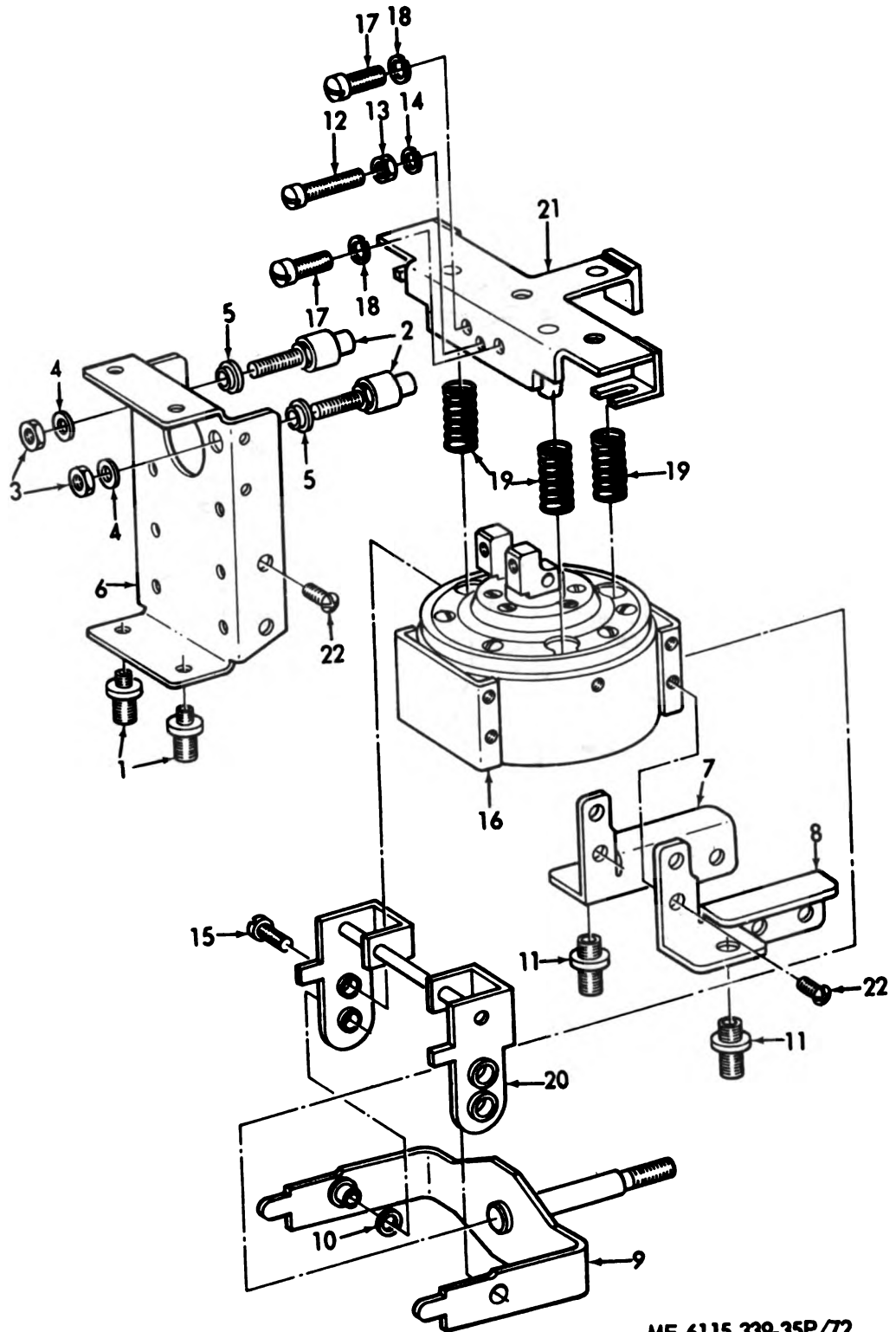
ME 6115-339-35P/69

Figure 69. AC Power Output Panel.



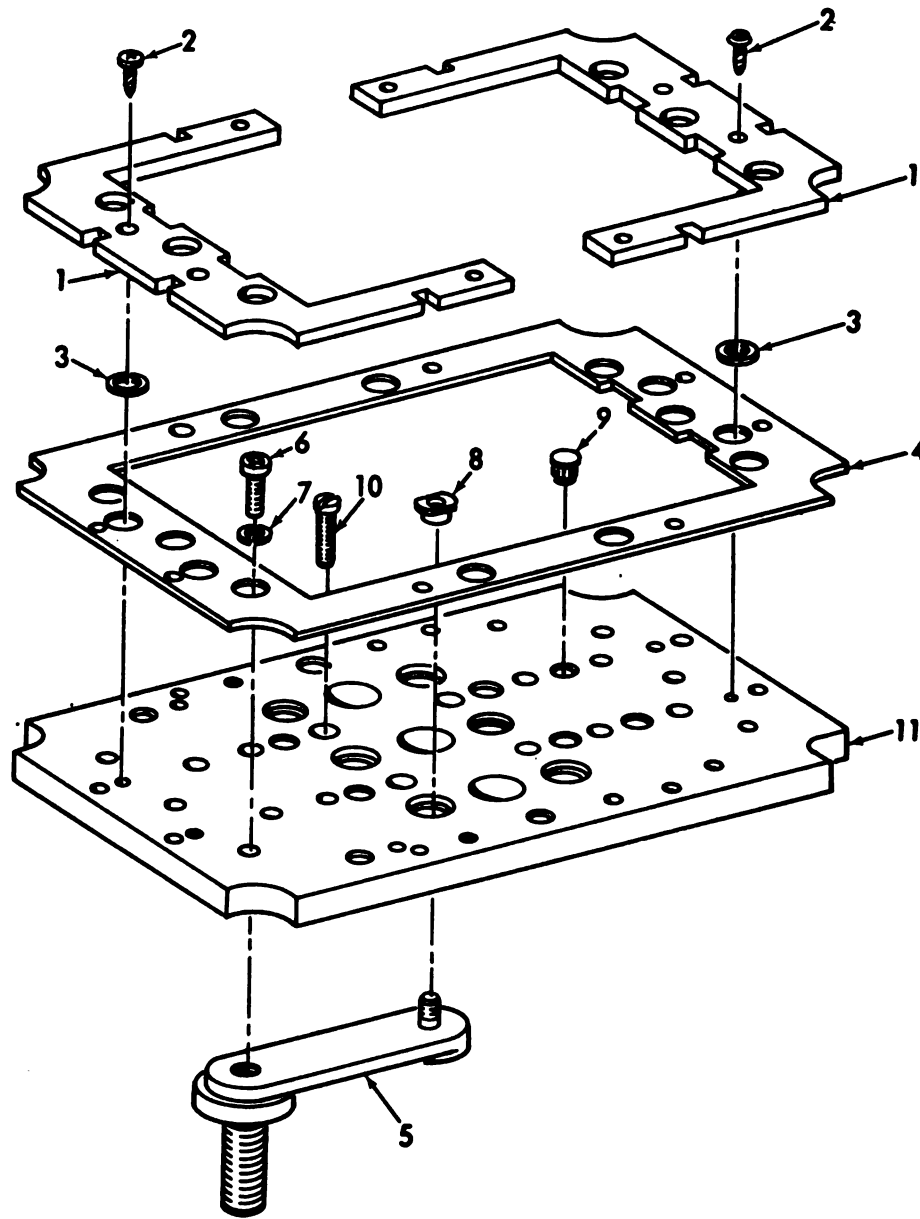
ME 6115-339-35P/70

Figure 70. Voltage Change and Distribution Panel.



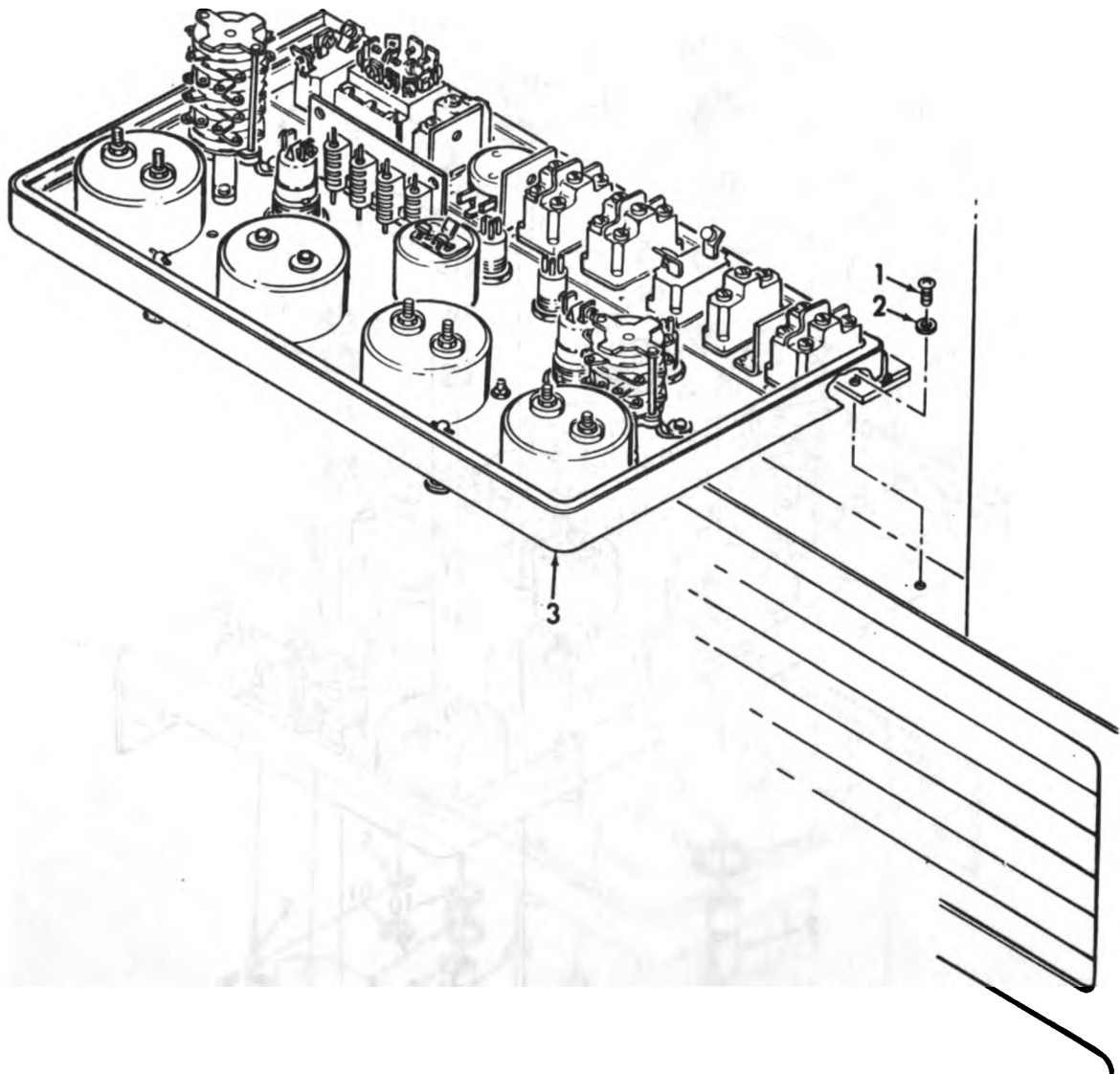
ME 6115-339-35P/72

Figure 72. Motor and Bracket.



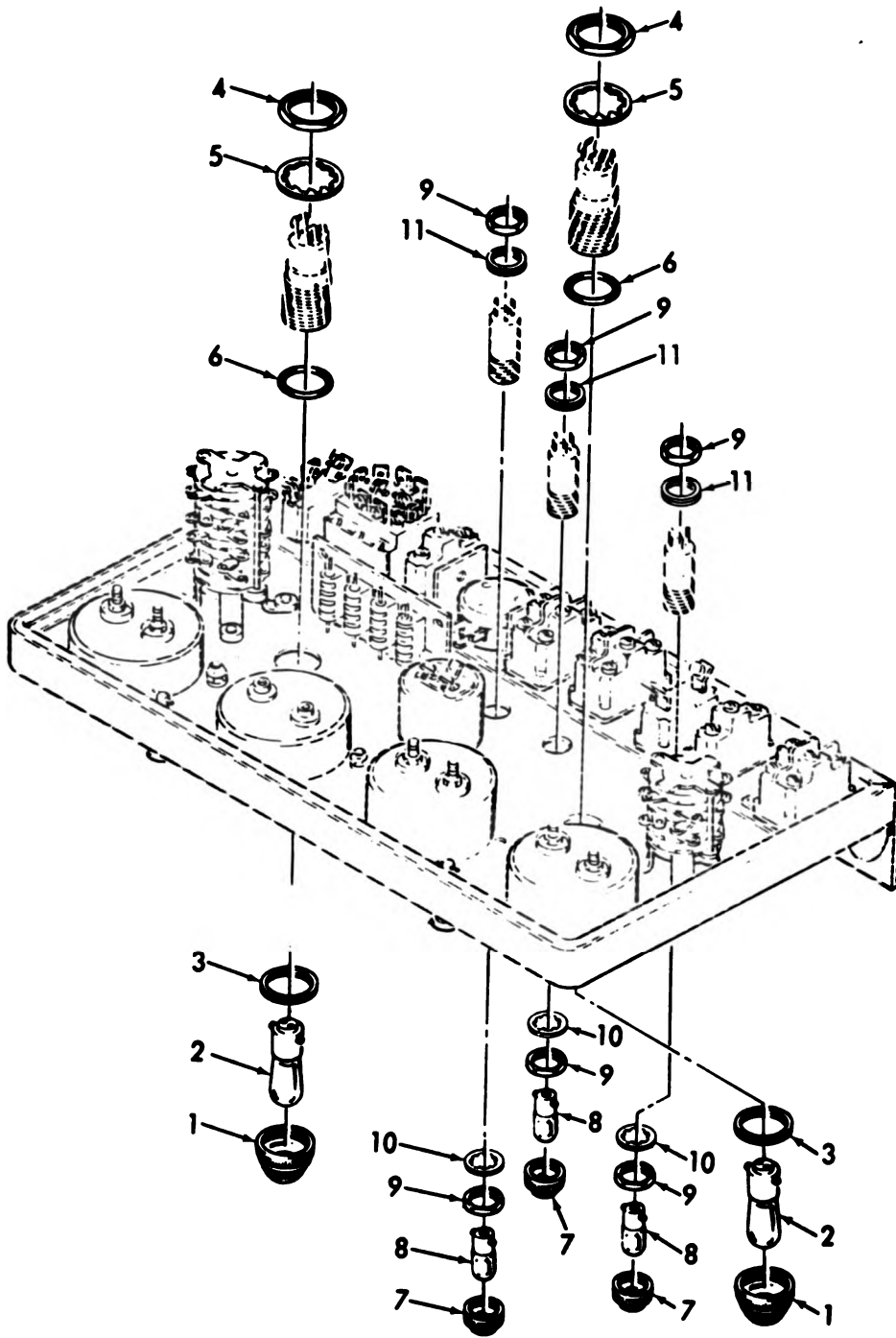
ME 6115-339-35P/73

Figure 73. Base Assembly.



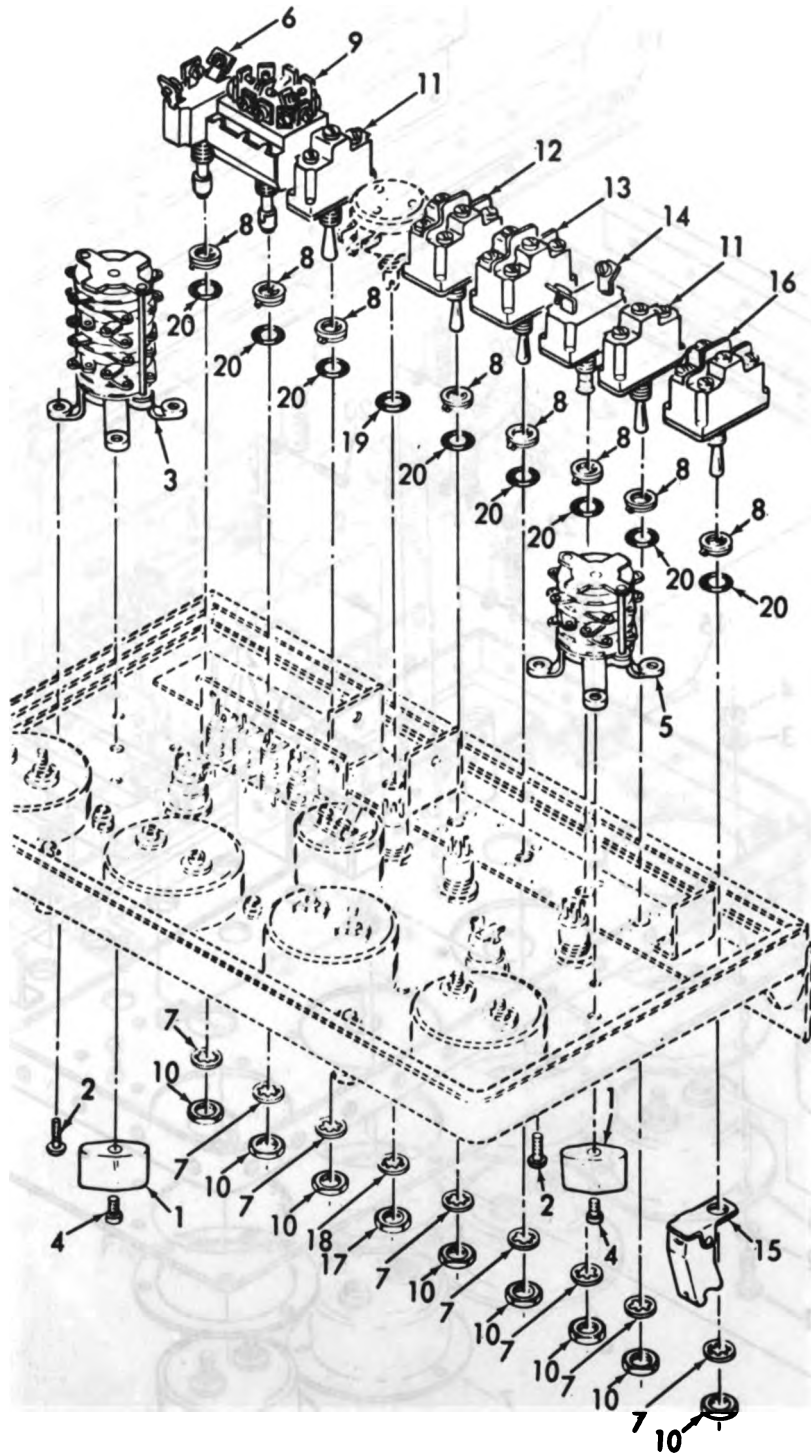
ME 6115-339-35P/74

Figure 74. Electrical Controls Instruments.



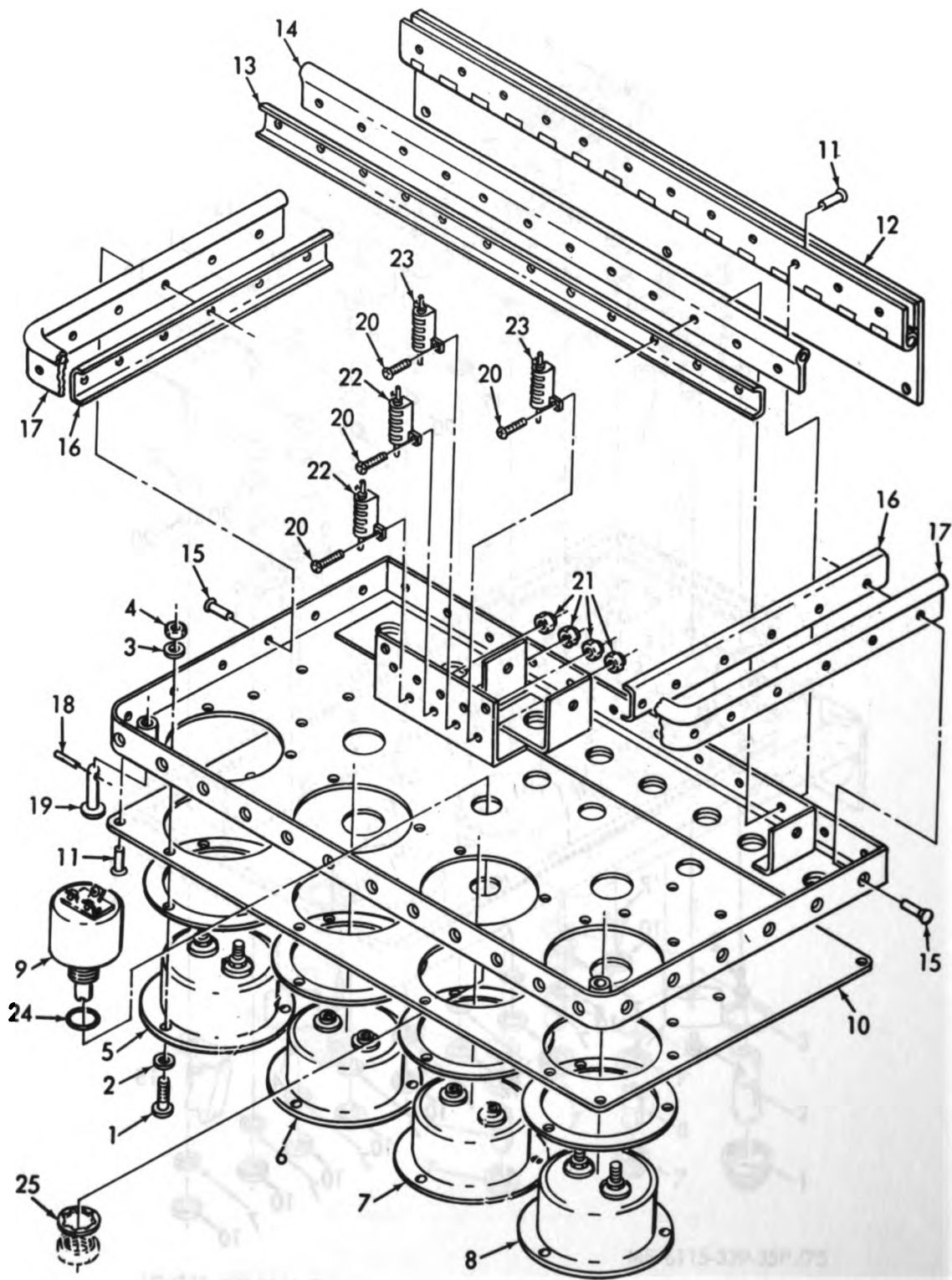
ME 6115-339-35P/75

Figure 75. Instrument Panel Lights.



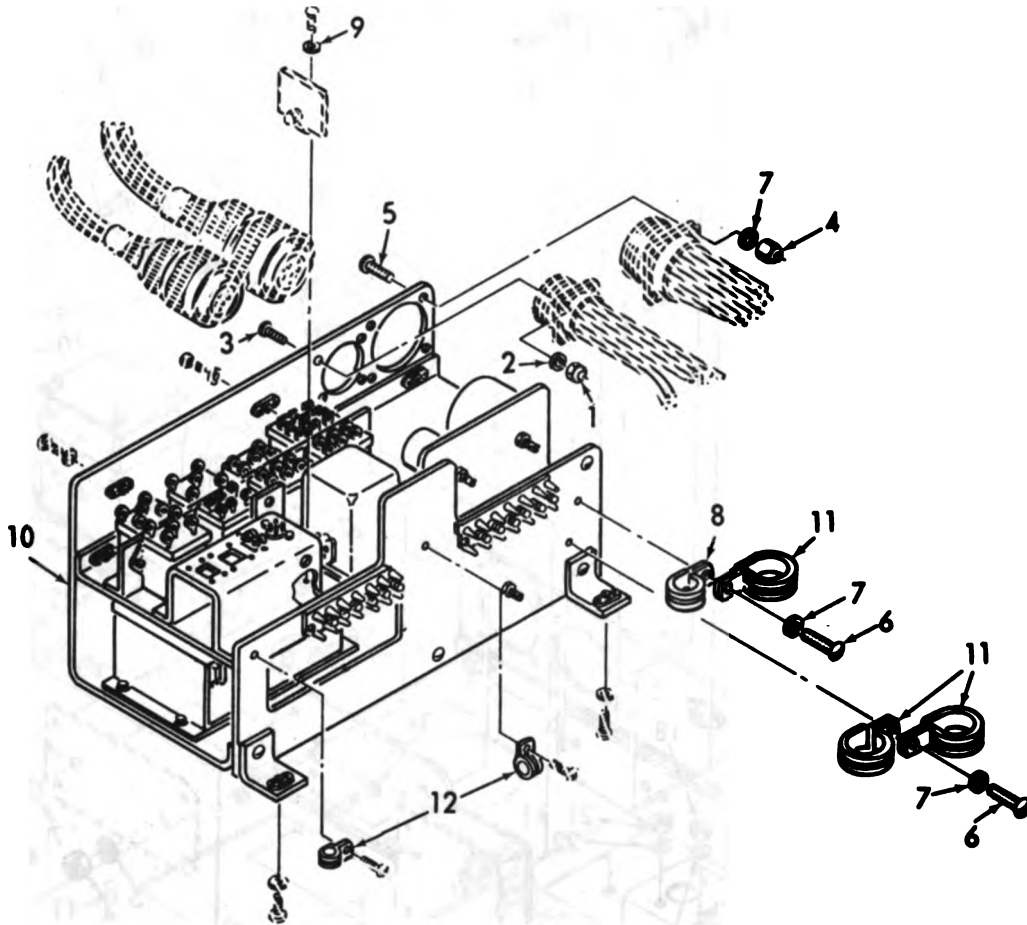
ME 6115-339-35P/76

Figure 76. Instrument Panel.



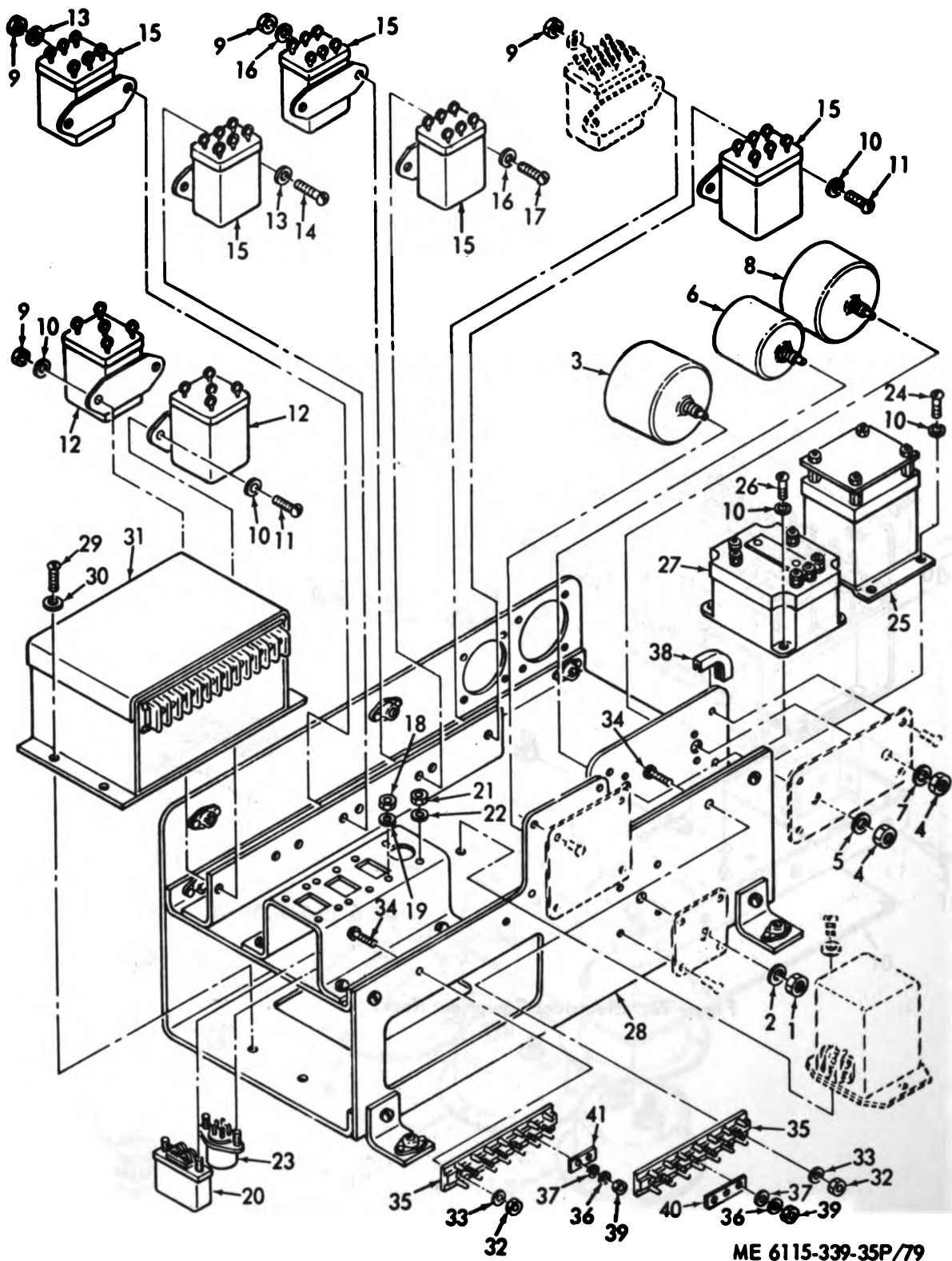
ME 6115-339-35P/77

Figure 77. Control Panel.



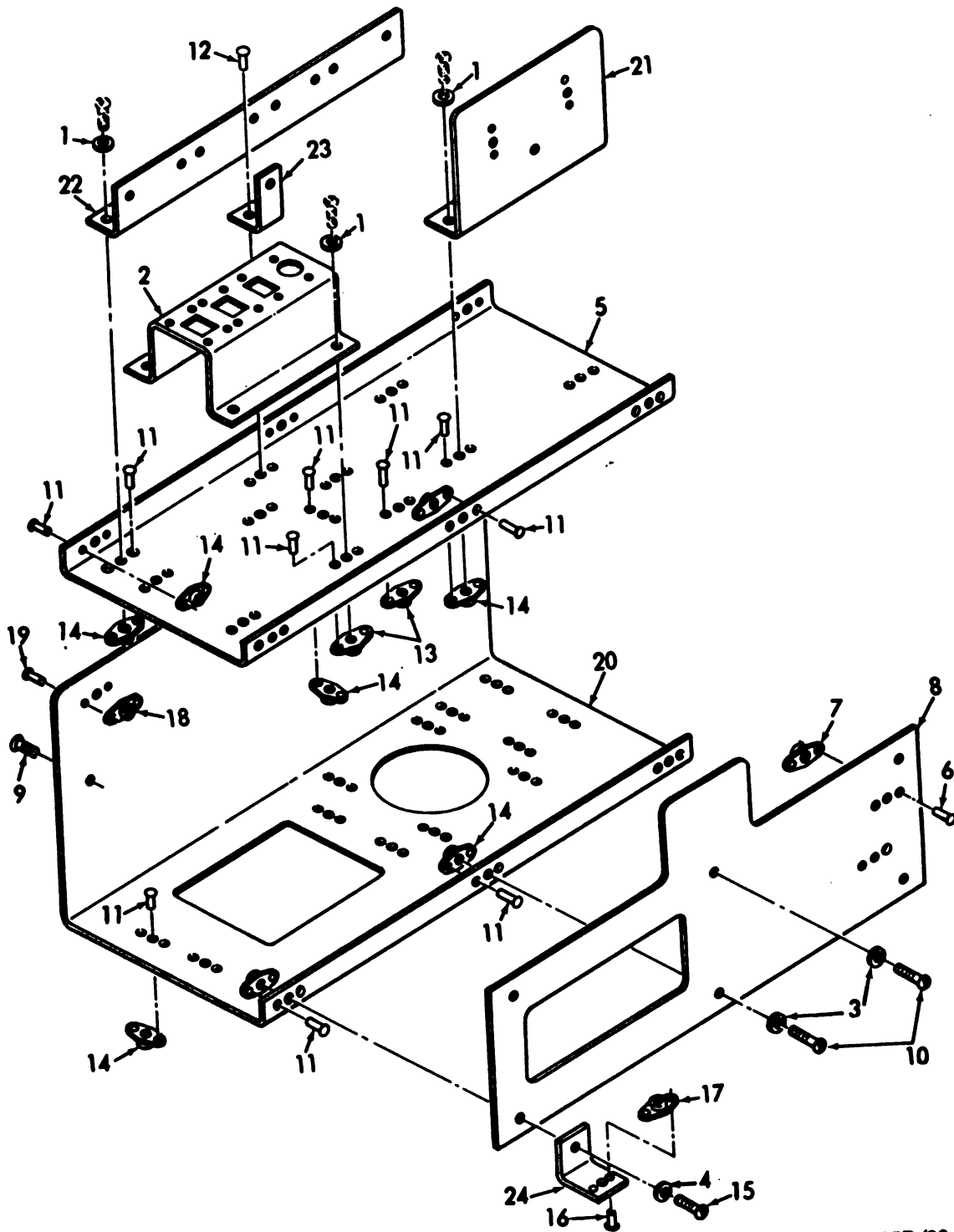
ME 6115-339-35P/78

Figure 78. Electrical Equipment Rack.



ME 6115-339-35P/79

Figure 79. Electrical Equipment Rack.



ME 6115-339-35P/80

Figure 80. Electrical Equipment Rack.

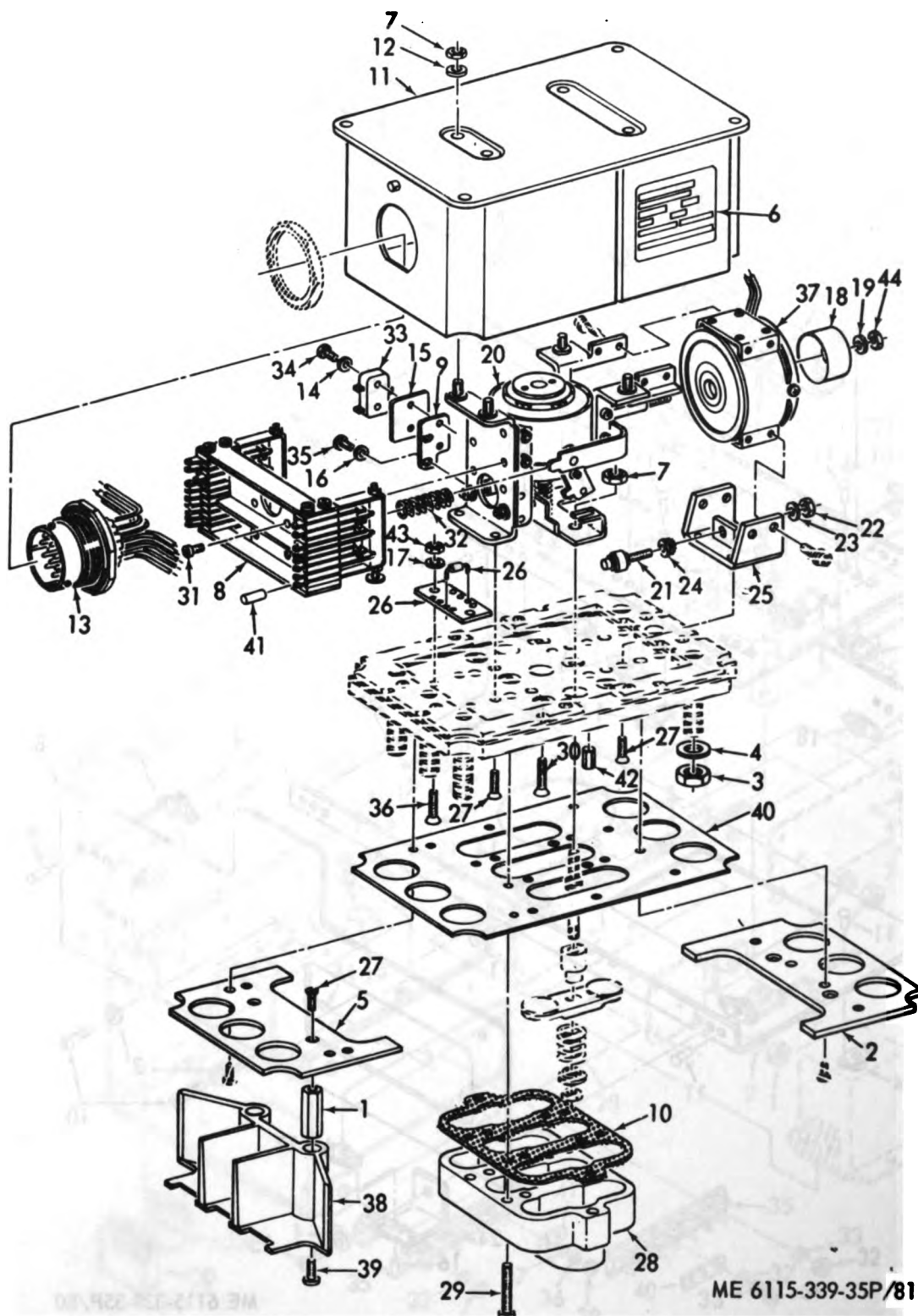
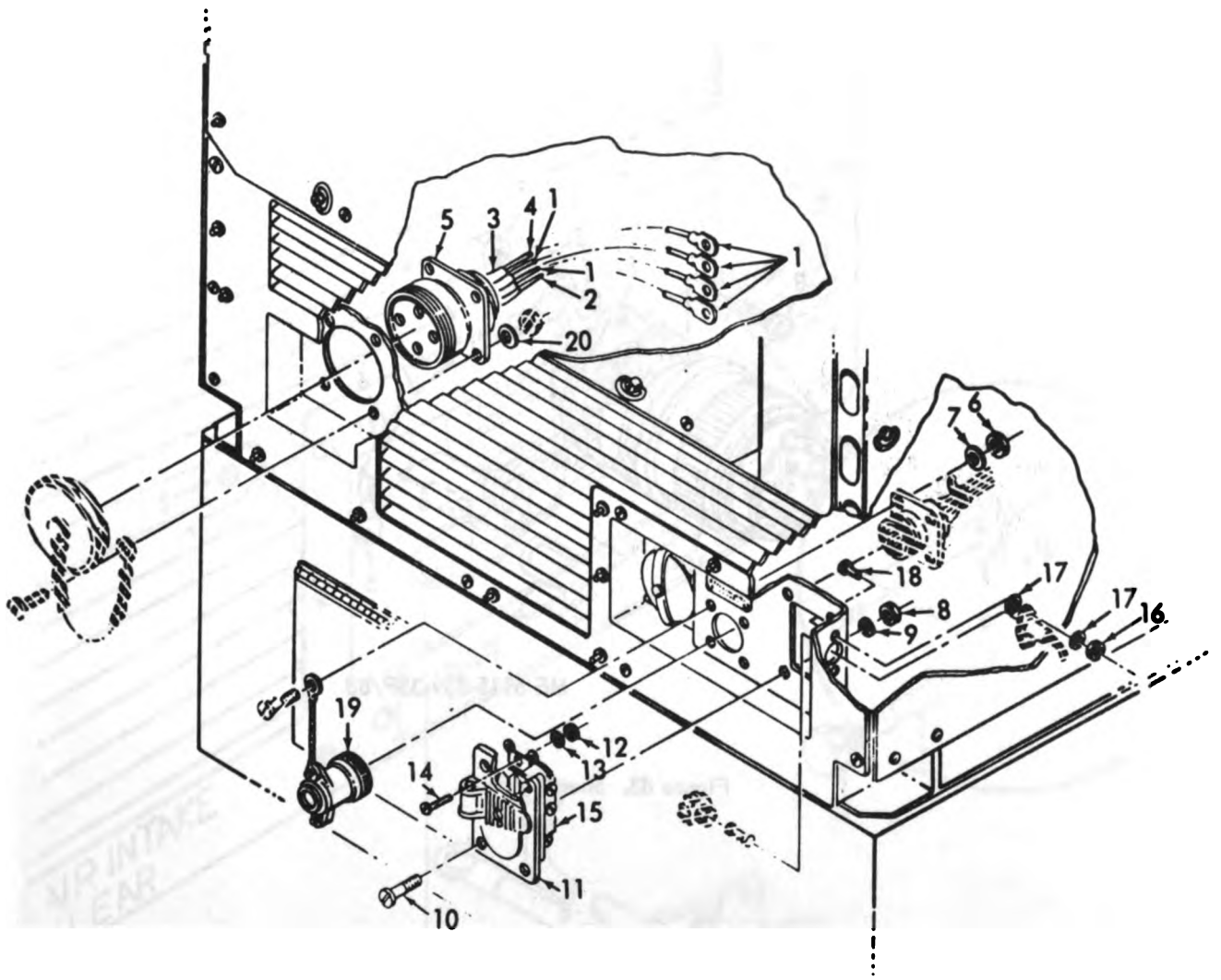
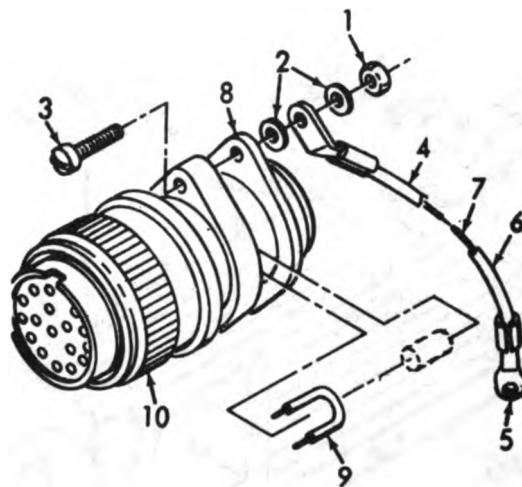


Figure 81. Main Circuit Breaker.



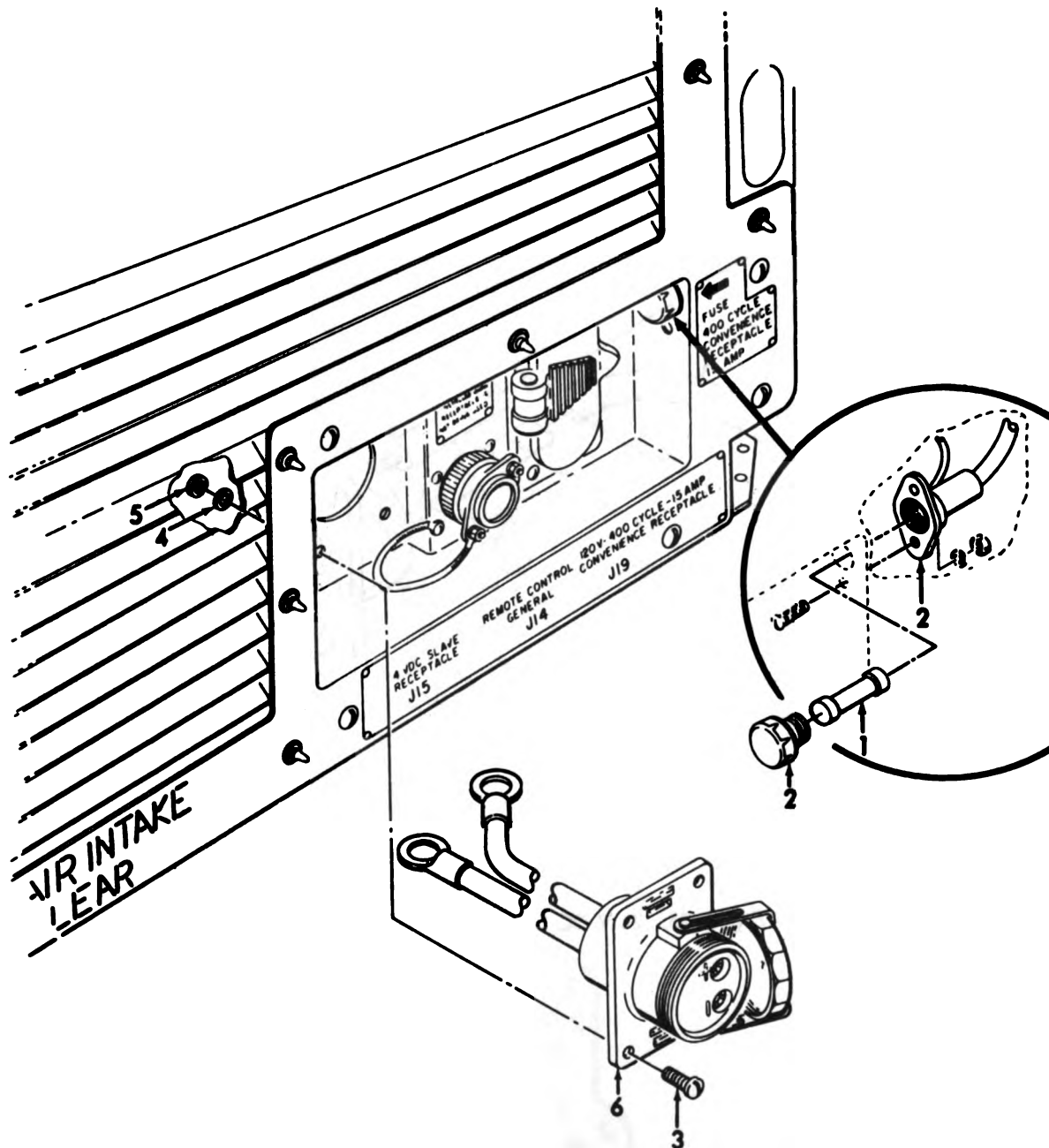
ME 6115-339-35P/82

Figure 82. AC Power Outlet Receptacle.



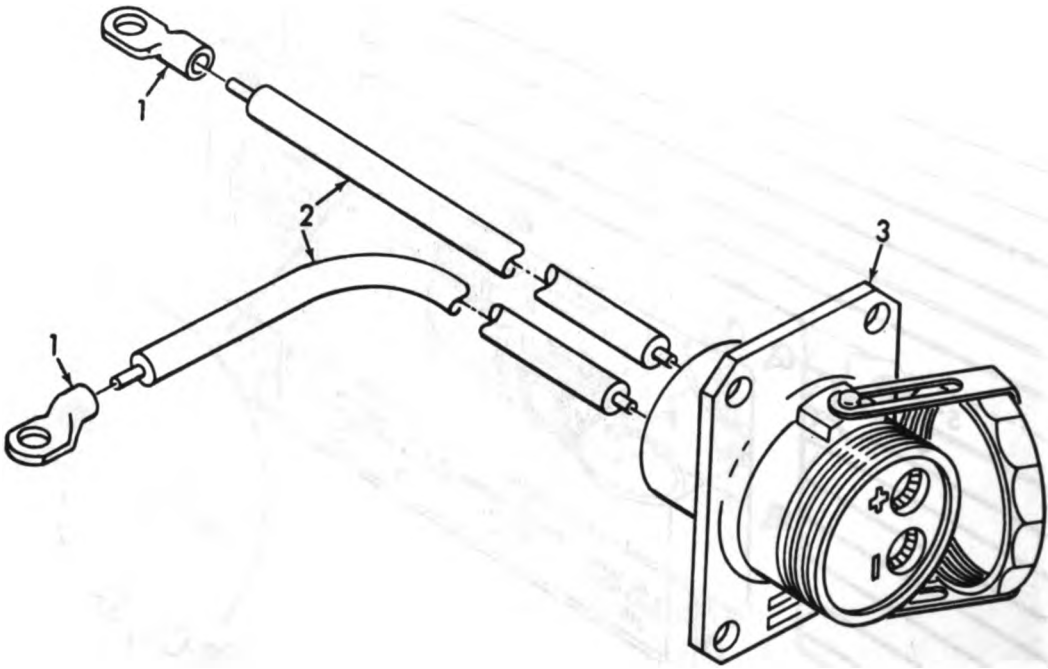
ME 6115-339-35P/83

Figure 83. Shorting Plug.



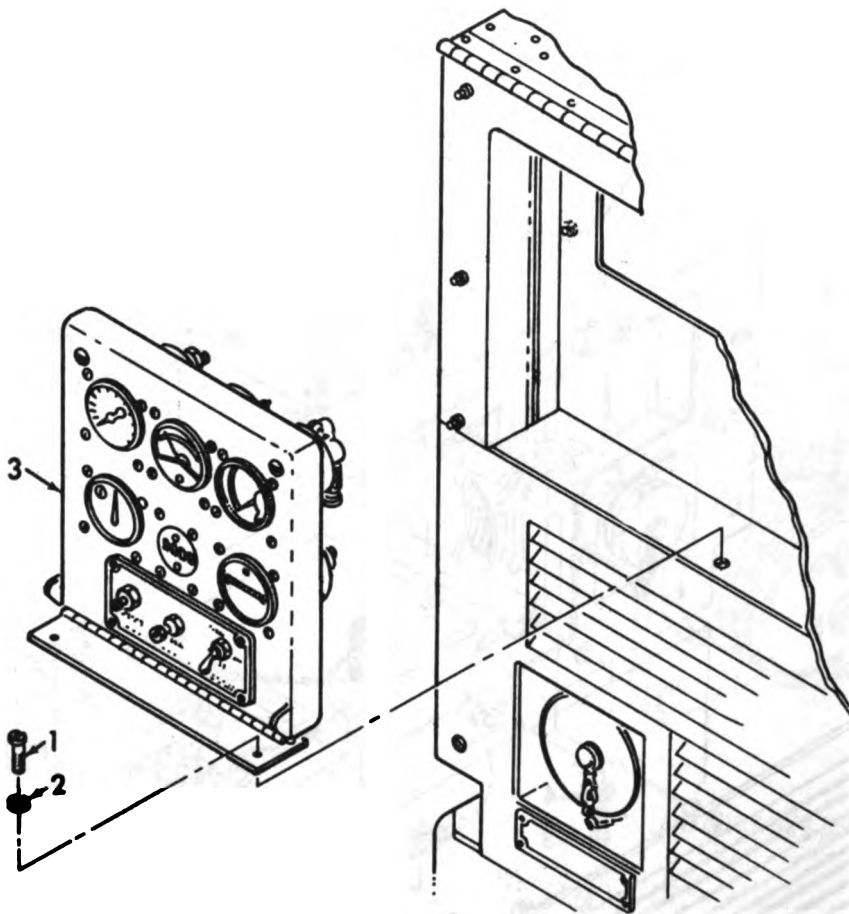
ME 6115-339-35P/84

Figure 84. Fuseholder and Slave Receptacle.



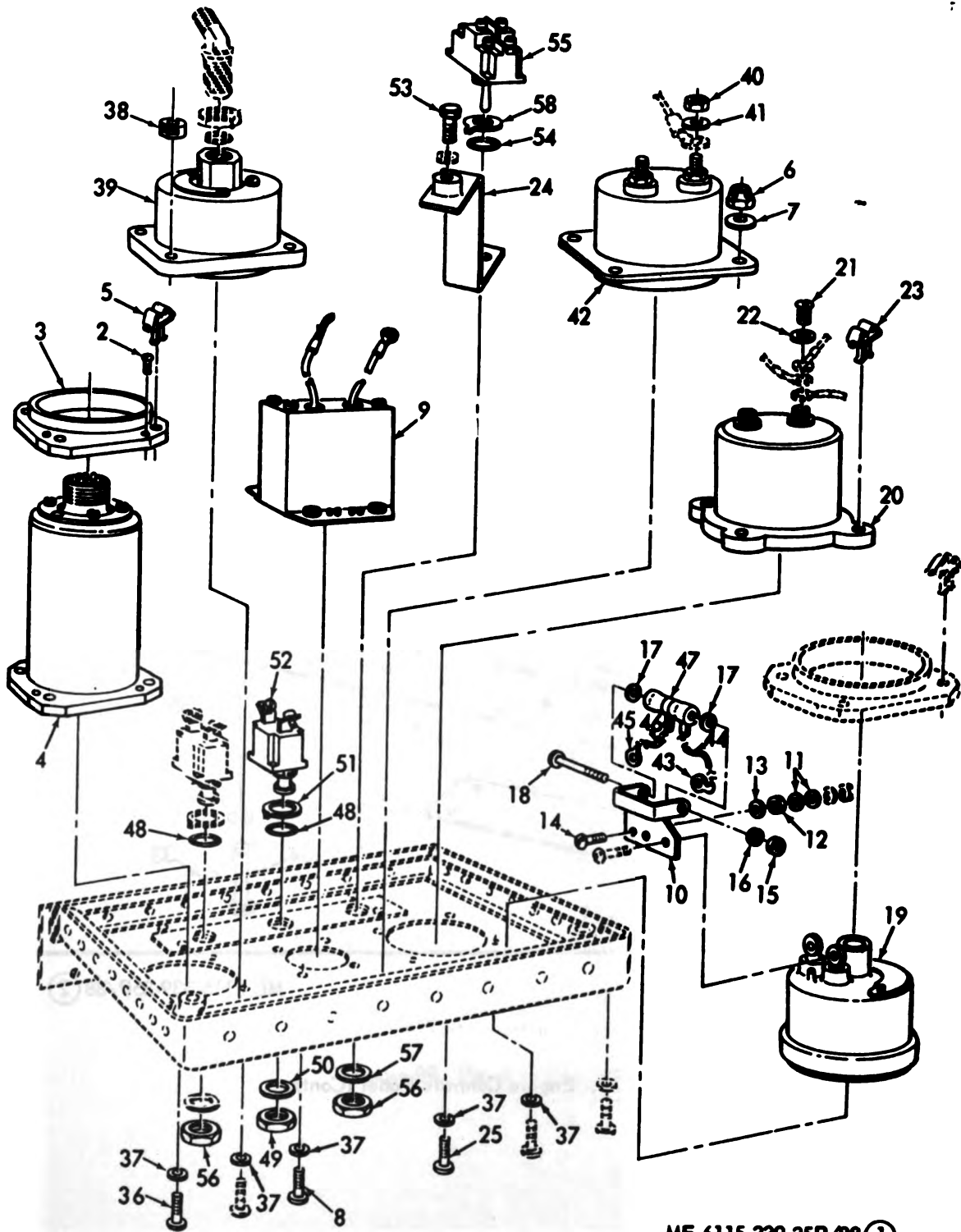
ME 6115-339-35P/85

Figure 85. 24 V DC Slave Receptacle.



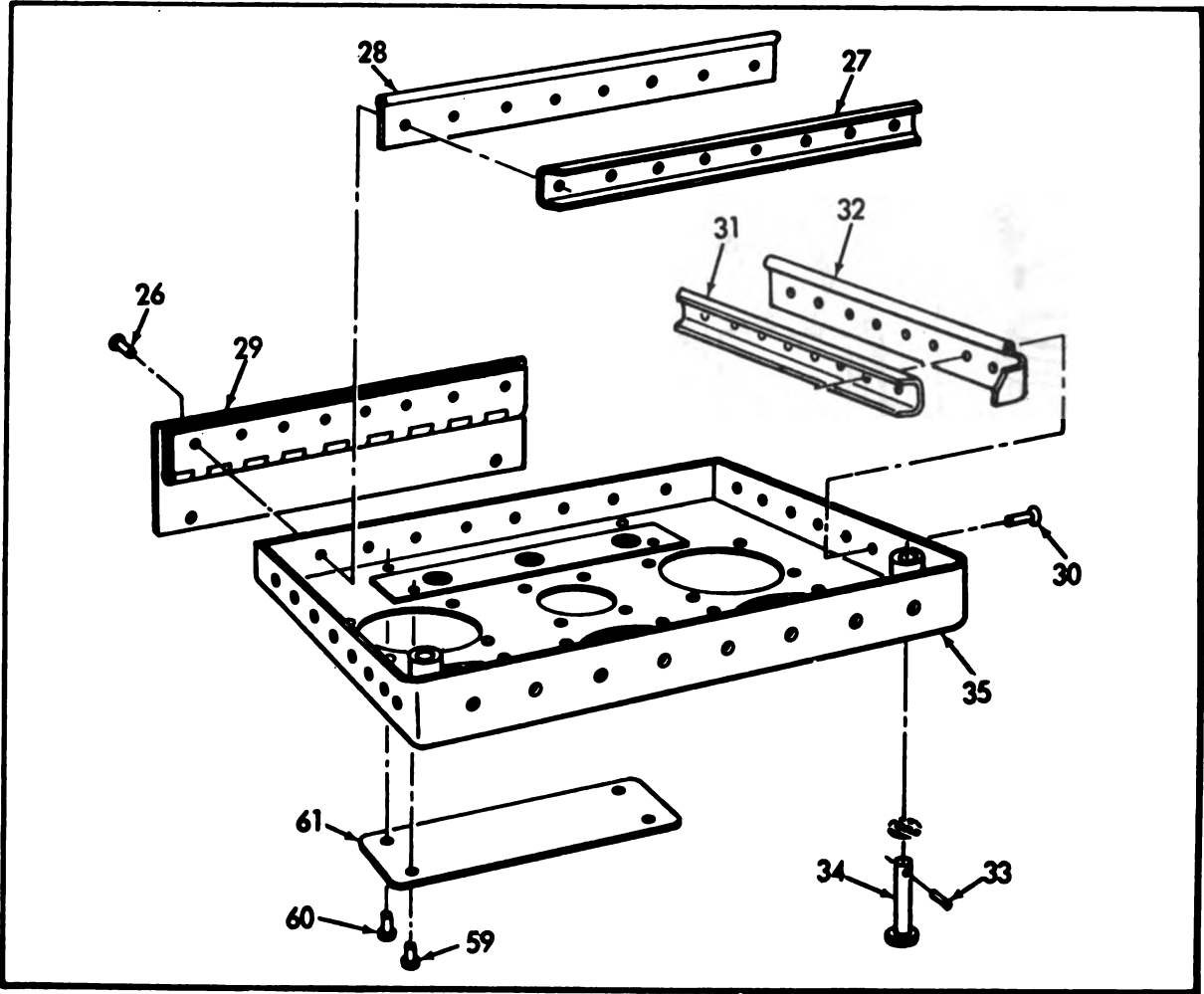
ME 6115-339-35P/87

Figure 87. Engine Control Panel.



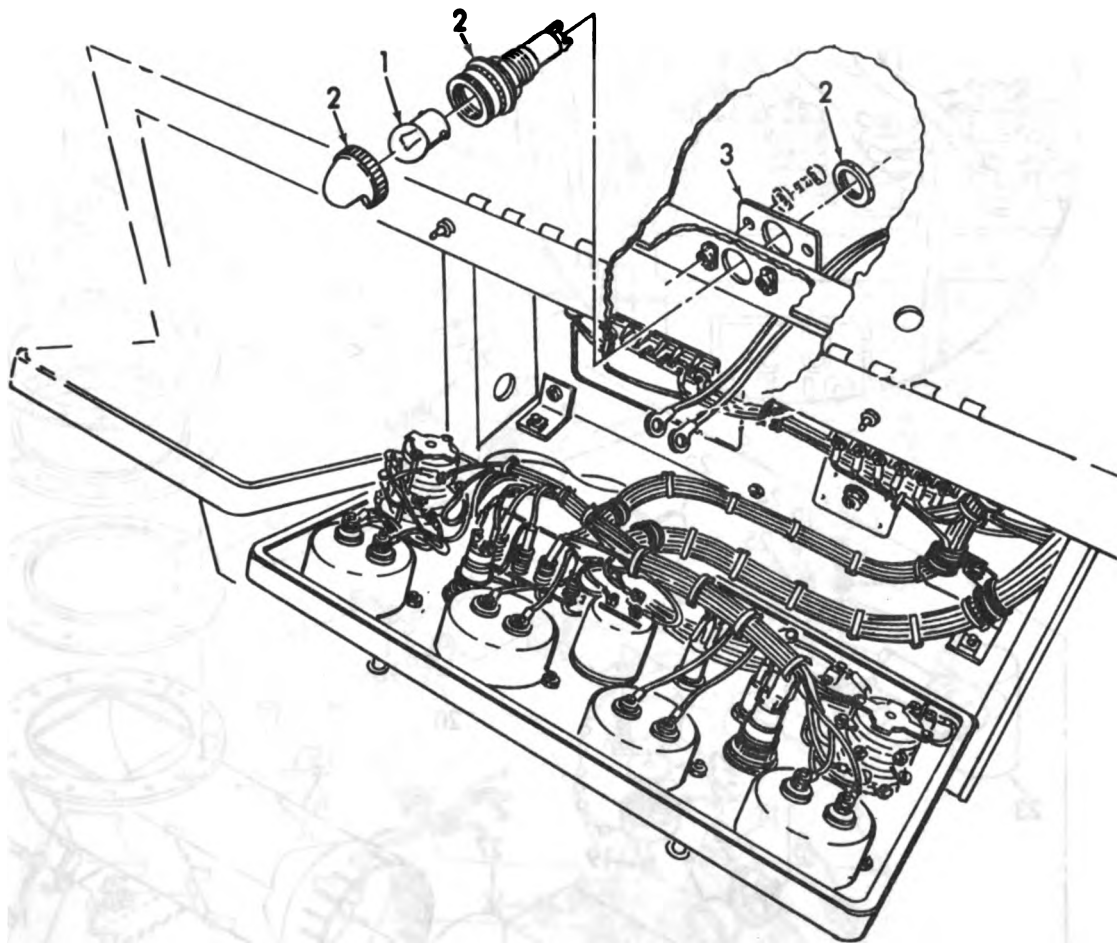
ME 6115-339-35P/88 ①

Figure 88 ①. Engine Controls Panel.



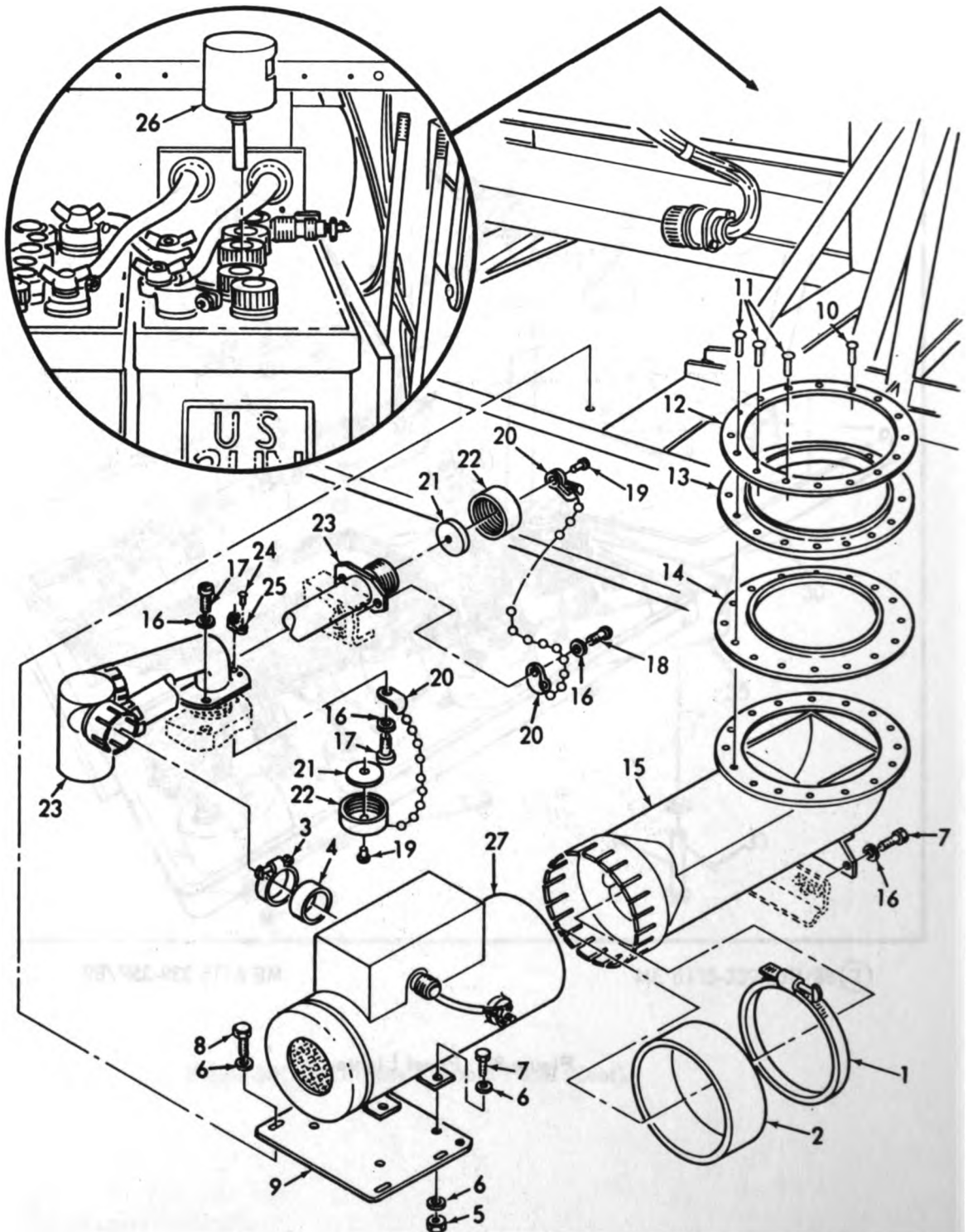
ME 6115-339-35P/88 (2)

Figure 88 (2). Engine Controls Panel (Cont).



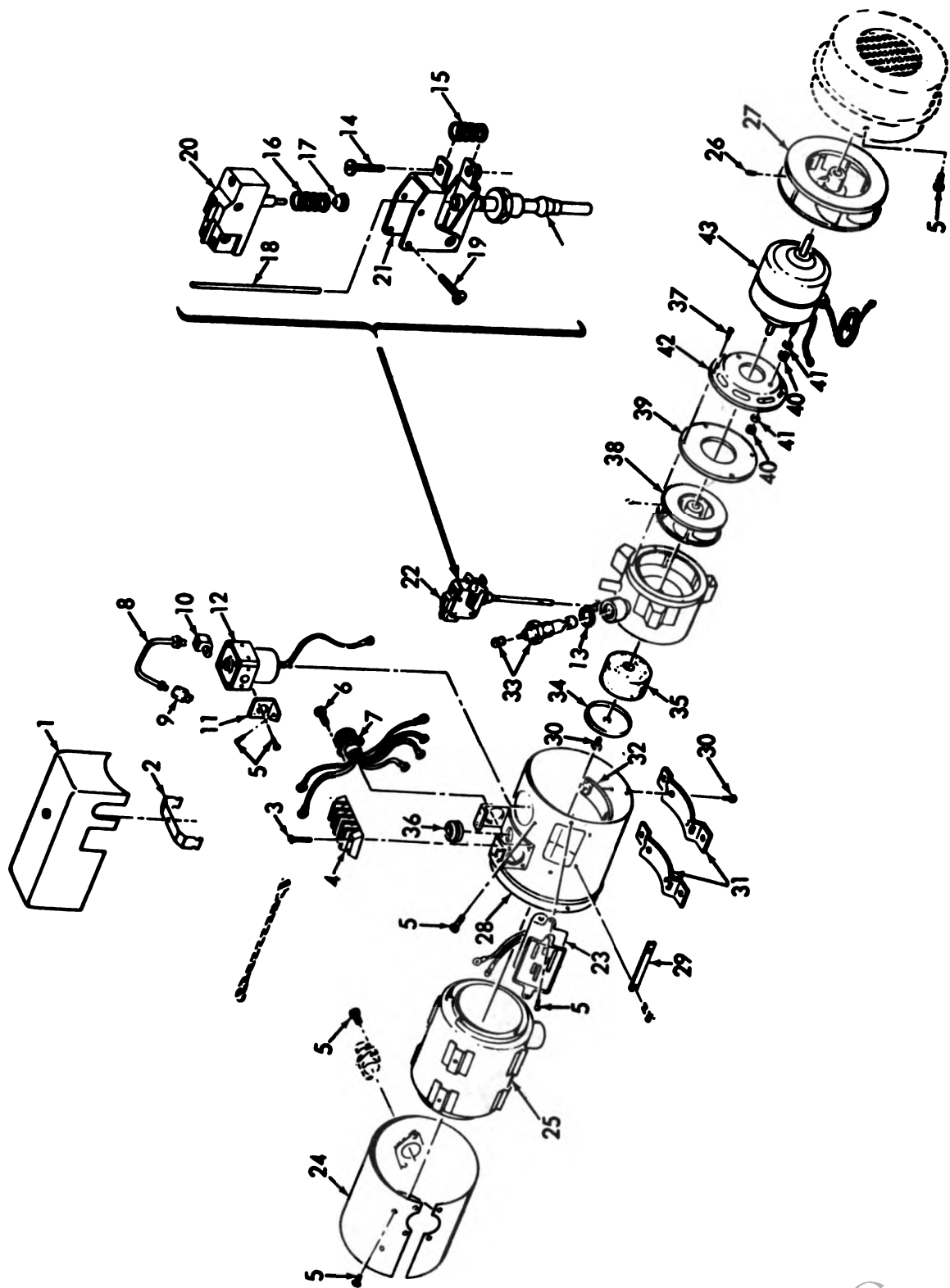
ME 6115-339-35P/89

Figure 89. Panel Lights.



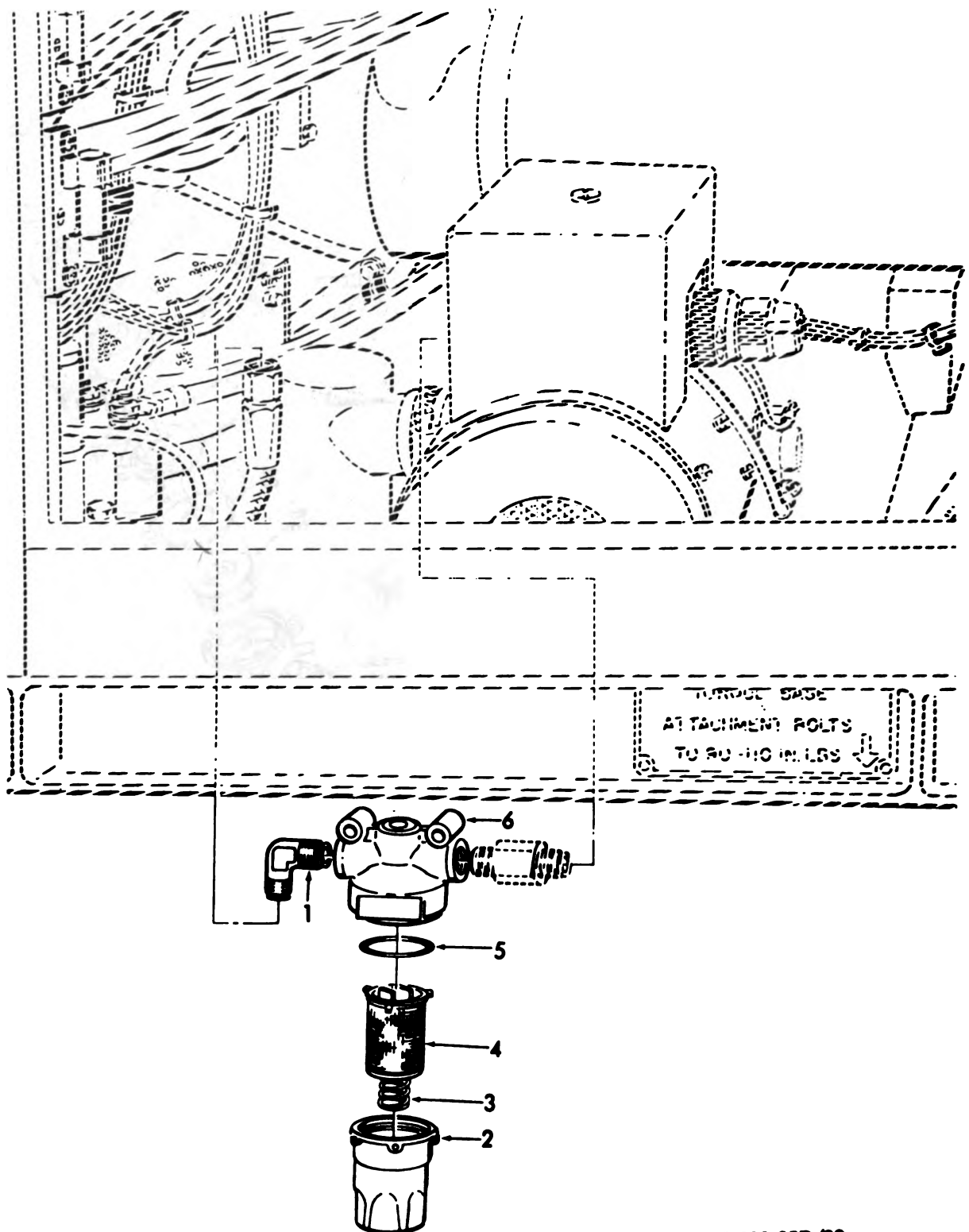
ME 6115-339-35P/90

Figure 90. Winterization.



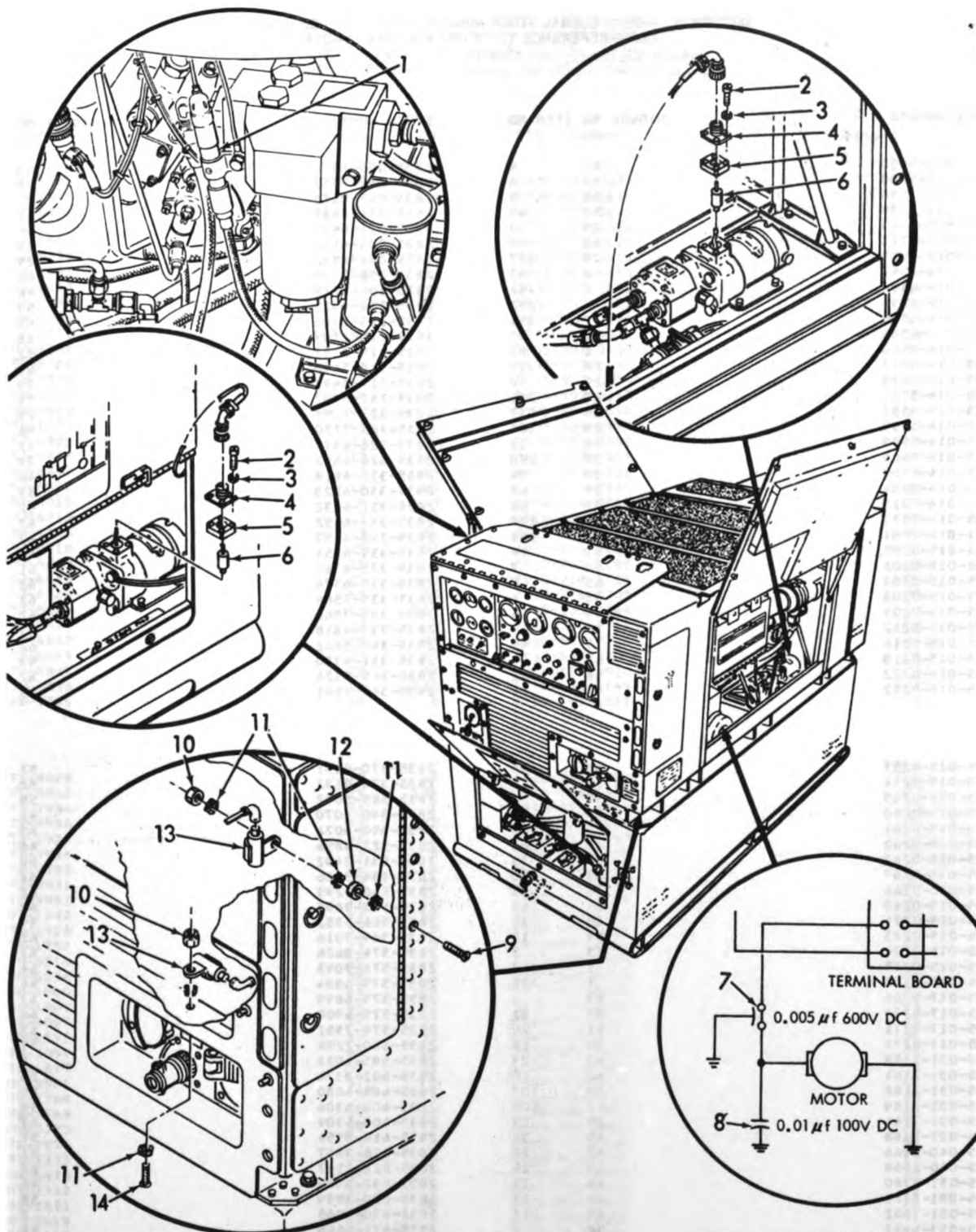
ME 6115-339-35P/91

Figure 91. Battery Heater.



ME 6115-339-35P/92

Figure 92. Heater Fuel Filter.



ME 6115-339-35P/93

Figure 93. Radio Interference Suppression.

SECTION IV. INDEX-FEDERAL STOCK NUMBER AND REFERENCE NUMBER
CROSS-REFERENCE TO FIGURE AND ITEM NUMBER

STOCK NUMBER	FIGURE NO	ITEM NO	STOCK NUMBER	FIGURE NO	ITEM NO
0000-000-0000	61	4	2835-055-4384	30	10
1450-713-5888	41	4	2835-055-5590	64	2
1650-530-3146	50	8	2835-063-0118	59	32
1660-692-3299	52	45	2835-076-4458	62	56
1730-569-9463	29	33	2835-091-6464	46	1
2835-011-0713	65	69	2835-091-6540	29	185
2835-014-4539	29	177	2835-091-6542	29	156
2835-014-4541	46	47	2835-098-2679	46	2
2835-014-4554	1	252	2835-200-9279	46	42
2835-014-4555	1	253	2835-200-9523	59	21
2835-014-4556	1	256	2835-215-1706	65	35
2835-014-4566	1	48	2835-215-1707	65	35
2835-014-4566	1	82	2835-219-8257	52	46
2835-014-5017	29	73	2835-219-5488	65	35
2835-014-5018	29	72	2835-219-5490	59	30
2835-014-5527	29	130	2835-242-8707	59	7
2835-014-5557	29	137	2835-323-7197	29	165
2835-014-5565	29	168	2835-323-7220	46	10
2835-014-5589	46	13	2835-326-6573	62	87
2835-014-7486	29	158	2835-326-6602	29	157
2835-014-7500	29	54	2835-330-6818	46	41
2835-014-7504	29	68	2835-330-6820	59	22
2835-014-7515	29	66	2835-331-6932	52	37
2835-014-7574	29	130	2835-335-6352	62	100
2835-014-7591	29	183	2835-335-6353	62	89
2835-015-0205	57	16	2835-335-6354	62	91
2835-015-0206	64	7	2835-335-6366	61	2
2835-015-0207	65	5	2835-335-6376	62	70
2835-015-0208	65	4	2835-335-7564	62	61
2835-015-0209	49	6	2835-335-7566	62	52
2835-015-0212	17	7	2835-337-4818	47	11
2835-015-0214	17	46	2835-340-7682	62	47
2835-015-0218	63	4	2835-341-4380	59	26
2835-015-0222	56	12	2835-345-9524	62	33
2835-015-0252	47	4	2835-345-9541	65	76
2835-015-0253	57	14	2835-370-9131	52	34
2835-015-0254	57	15	2835-370-9132	52	33
2835-015-0255	59	2	2835-385-8002	59	17
2835-015-0260	65	17	2835-390-8070	62	96
2835-015-0261	65	28	2835-390-8071	62	97
2835-015-0262	65	61	2835-523-4856	46	9
2835-015-0263	65	85	2835-531-2452	60	3
2835-015-0267	65	70	2835-534-9666	62	90
2835-015-0268	65	73	2835-540-7295	62	54
2835-015-0269	65	49	2835-540-9852	62	48
2835-015-0271	65	35	2835-566-5352	59	26
2835-015-0273	59	15	2835-569-5016	62	109
2835-015-0274	53	2	2835-574-8626	62	6
2835-015-0275	1	268	2835-576-9093	64	3
2835-015-0278	1	235	2835-579-6884	46	38
2835-017-9266	53	3	2835-579-6899	62	53
2835-017-9270	25	52	2835-579-6900	46	38
2835-017-9271	41	20	2835-579-7551	62	75
2835-017-9272	50	13	2835-580-2299	57	4
2835-031-7159	62	25	2835-585-4938	2	4
2835-031-7161	62	10	2835-602-8376	59	26
2835-031-7188	62	107	2835-603-6080	59	25
2835-031-7189	62	108	2835-608-6306	50	1
2835-031-7244	29	53	2835-608-6309	62	80
2835-033-1688	65	34	2835-618-9554	57	18
2835-040-2966	52	32	2835-618-9857	57	17
2835-040-2968	65	24	2835-621-2147	62	94
2835-051-7780	64	13	2835-630-3949	48	7
2835-051-7781	64	13	2835-630-3959	58	3
2835-051-7782	64	13	2835-630-3965	2	3
2835-053-5132	50	4	2835-631-6486	52	5
2835-055-1942	38	2	2835-631-6487	67	
2835-055-1947	62	63	2835-633-3393	65	79
2835-055-1948	62	64	2835-633-3397	62	65
2835-055-1950	64	8	2835-641-7896	46	7

SECTION IV. INDEX-FEDERAL STOCK NUMBER AND REFERENCE NUMBER
CROSS-REFERENCE TO FIGURE AND ITEM NUMBER (Continued)

STOCK NUMBER	FIGURE	NO	ITEM	NO	STOCK NUMBER	FIGURE	NO	ITEM	NO
2835-650-1456	29	176			2835-907-0622	37	2		
2835-659-7911	62	28			2835-907-0624	25	15		
2835-662-2301	52	30			2835-907-0625	25	18		
2835-662-2320	62	102			2835-907-0626	65	63		
2835-662-2668	62	103			2835-907-0627	65	82		
2835-662-2777	62	26			2835-907-0628	65	81		
2835-663-1353	52	12			2835-907-0630	99	6		
2835-663-1373	52	3			2835-907-0631	62	35		
2835-664-0830	62	49			2835-907-0632	29	101		
2835-664-0831	62	49			2835-907-0634	29	58		
2835-707-8238	62	105			2835-907-0635	29	122		
2835-707-8241	62	2			2835-907-0636	29	92		
2835-708-4782	46	56			2835-907-0637	29	6		
2835-720-3305	27	7			2835-907-0638	29	4		
2835-723-6614	46	34			2835-907-0639	29	178		
2835-736-4428	63	3			2835-907-0640	29	85		
2835-754-1157	46	37			2835-931-5793	29	131		
2835-757-6805	17	43			2835-957-3907	64	14		
2835-757-6808	17	37			2835-977-0868	65	15		
2835-757-6810	7	15			2835-997-4326	4	15		
2835-757-6812	17	15			2910-014-7599	29	25		
2835-757-6813	8	13			2910-014-7613	29	23		
2835-757-6815	17	48			2910-049-3573	29	182		
2835-757-6816	17	51			2910-049-3575	29	207		
2835-757-6818	29	57			2910-065-6615	33			
2835-757-6819	29	181			2910-200-9285	29	172		
2835-757-6820	29	180			2910-219-5524	29	208		
2835-757-6826	65	35			2910-315-8305	33	6		
2835-757-6829	29	105			2910-335-9344	92	4		
2835-757-6834	33	3			2910-566-5361	29	55		
2835-757-6842	29	98			2910-592-7379	33	2		
2835-757-6845	29	78			2910-604-3299	33	5		
2835-757-6847	29	88			2910-689-9920	30	7		
2835-757-6855	29	120			2910-730-2145	29	16		
2835-768-9755	46	6			2910-757-6827	28	1		
2835-771-9029	20	34			2910-757-6836	29	179		
2835-771-9032	29	134			2910-757-6840	29	103		
2835-772-2934	51	1			2910-757-6849	29	95		
2835-772-2936	52	29			2910-757-6857	26	28		
2835-772-2937	56	10			2910-757-6857	29	32		
2835-772-9934	47	8			2910-757-6859	33	7		
2835-772-9935	46	4			2910-787-7142	33	10		
2835-772-9935	17	28			2910-854-3664	31			
2835-772-9951	17	16			2910-874-3241	91	10		
2835-772-9952	17	16			2910-876-8343	29	203		
2835-773-1892	62	66			2910-897-9148	17	1		
2835-776-1725	52	9			2910-897-9150	17	20		
2835-777-1752	19	5			2915-097-0325	26	25		
2835-779-8816	20	18			2920-014-4503	66	26		
2835-790-6236	50	6			2920-014-4506	19	13		
2835-790-6800	65	25			2920-031-7241	19	10		
2835-790-6801	65	21			2920-037-7512	19	6		
2835-793-8007	59	31			2920-339-0673	46	53		
2835-815-4593	59	30			2920-500-2133	20	13		
2835-819-3059	46	40			2920-540-9848	46	36		
2835-819-4877	59	30			2920-693-7406	19	9		
2835-836-8961	57	4			2920-696-3611	20	36		
2835-872-7764	7	13			2920-696-3612	20	25		
2835-872-7768	59	29			2920-703-7856	20	8		
2835-872-7773	29	113			2920-754-2280	46	30		
2835-872-7774	29	5			2920-777-1751	19	8		
2835-873-5375	62	93			2920-791-8056	56	4		
2835-894-6470	56	11			2920-792-2569	18	8		
2835-897-2312	17	5			2920-801-9843	20	11		
2835-897-2431	17	30			2920-902-7063	91	33		
2835-907-0615	58	5			2925-293-6481	56	3		
2835-907-0617	27	3			2925-854-6746	20	15		
2835-907-0618	27	6			2940-773-1884	41	29		
2835-907-0619	29	24			2940-849-8358	36	5		
2835-907-0620	29	22			2940-849-8358	41	27		
2835-907-0621	29	21							

SECTION IV. INDEX-FEDERAL STOCK NUMBER AND REFERENCE NUMBER
CROSS-REFERENCE TO FIGURE AND ITEM NUMBER (Continued)

STOCK NUMBER	FIGURE NO	ITEM NO	STOCK NUMBER	FIGURE NO	ITEM NO
2990-014-7484	90	27	4730-186-7799	25	80
2990-033-1711	59	7	4730-186-9968	37	12
2990-820-2232	91	12	4730-187-0486	17	29
2990-897-9145	57	3	4730-187-0486	25	1
2990-908-1537	53	5	4730-187-0486	25	47
2995-141-8076	62	82	4730-187-0486	41	39
2995-200-9282	52	4	4730-187-0487	17	2
2995-202-2336	20	38	4730-187-0489	17	52
3020-335-6345	62	9A	4730-187-0844	25	60
3110-014-5523	29	184	4730-187-1380	26	50
3110-014-8389	64	9	4730-187-3575	29	27
3110-141-9876	29	198	4730-187-3600	17	24
3110-144-8483	46	3	4730-194-1121	25	64
3110-198-2393	65	33	4730-196-9580	37	13
3110-198-2394	59	19	4730-203-3136	25	34
3110-198-2845	62	101	4730-203-3831	50	15
3110-198-2847	62	57	4730-203-6943	25	68
3110-275-0088	62	50	4730-203-6943	41	15
3110-277-0522	61	3	4730-203-7458	50	19
3110-293-8712	64	12	4730-221-2134	65	91
3110-335-6365	62	59	4730-221-2138	62	27
3110-608-1550	20	12	4730-230-8710	17	42
3110-608-1551	20	14	4730-230-8710	41	5
3110-618-2277	62	44	4730-231-3012	25	74
3110-727-5467	66	48	4730-231-3026	17	38
3110-729-4608	65	32	4730-231-3028	25	67
3110-776-9813	46	5	4730-231-3028	41	10
3110-864-6885	62	85	4730-231-3946	25	3
3110-874-0616	59	27	4730-231-3991	25	79
3120-014-7487	29	201	4730-231-4009	25	26
3120-014-7488	29	200	4730-231-5603	25	72
3120-287-8412	52	36	4730-277-5060	17	17
3120-531-9211	39	1	4730-277-5060	17	41
3120-540-9695	46	36	4730-277-6224	29	10
3120-551-5845	39	1	4730-277-6293	29	12
3120-551-5846	39	1	4730-277-6445	26	51
3120-551-6976	39	1	4730-277-6458	25	39
3120-551-6980	39	1	4730-277-6836	25	82
3120-662-4403	29	173	4730-277-9757	17	21
3120-754-1720	39	1	4730-277-9760	29	45
3120-754-1721	39	1	4730-277-9762	17	4
3120-754-1722	39	1	4730-278-0374	29	13
3120-894-6467	59	13	4730-278-0374	29	40
4310-215-9588	52	13	4730-278-0375	17	19
4320-045-9430	26	30	4730-278-0375	29	11
4320-045-9430	32	4	4730-278-2782	17	26
4720-014-7679	4	2	4730-278-2980	29	104
4720-014-8272	17	8	4730-278-3242	41	8
4720-021-1346	4	5	4730-278-3462	62	15
4720-062-4149	17	13	4730-278-3991	25	11
4720-683-8899	47	10	4730-278-5816	17	31
4720-710-3425	17	27	4730-278-5822	29	36
4720-757-6817	17	55	4730-278-5826	17	53
4720-766-9204	17	22	4730-278-5826	47	12
4720-777-7535	41	9	4730-278-5827	29	14
4720-903-5780	25	54	4730-278-8344	25	2
4720-903-8176	41	1	4730-278-8794	17	33
4720-903-9501	25	48	4730-278-8794	29	41
4720-903-9502	25	45	4730-278-8797	17	57
4720-904-3282	25	33	4730-278-8804	17	36
4720-904-3283	25	36	4730-278-8805	17	35
4720-904-5050	25	70	4730-278-9383	41	7
4720-904-5051	25	69	4730-278-9384	50	16
4720-904-5052	25	71	4730-279-0119	25	55
4720-904-5053	25	73	4730-279-0862	25	49
4720-904-5054	25	78	4730-287-0093	17	32
4720-904-5055	25	66	4730-287-0093	29	29
4720-952-0061	17	40	4730-287-0095	29	43
4730-064-8655	90	3	4730-287-0289	25	57
4730-092-7833	29	15	4730-289-4932	52	6

SECTION IV. INDEX-FEDERAL STOCK NUMBER AND REFERENCE NUMBER
CROSS-REFERENCE TO FIGURE AND ITEM NUMBER (Continued)

STOCK NUMBER	FIGURE NO	ITEM NO	STOCK NUMBER	FIGURE NO	ITEM NO
4730-317-4039	90	1	5305-584-5715	46	22
4730-510-7194	17	23	5305-619-5567	62	11
4730-510-7198	17	59	5305-637-8412	45	2
4730-585-8769	25	77	5305-680-4264	46	63
4730-595-3938	29	161	5305-685-2290	88	2
4730-609-3099	52	1	5305-687-6724	65	65
4730-618-7377	17	63	5305-687-7067	29	76
4730-618-9034	25	53	5305-721-3053	46	64
4730-757-6828	29	37	5305-721-3421	62	32
4730-804-2565	20	19	5305-721-3630	62	88
4730-907-9649	29	26	5305-725-6928	46	23
4810-726-9293	30	4	5305-726-6788	62	12
5305-014-8410	52	22	5305-761-2433	29	86
5305-014-8568	29	61	5305-764-4643	29	124
5305-052-9297	52	21	5305-819-7087	26	52
5305-060-7881	29	1	5305-819-7087	40	2
5305-060-7887	29	119	5305-958-2041	20	39
5305-068-0543	62	60	5305-983-9653	59	23
5305-141-4883	2	1	5306-014-8413	52	23
5305-144-3820	40	3	5306-150-9221	30	9
5305-150-9147	47	2	5306-150-9527	1	204
5305-150-9156	47	5	5306-150-9527	26	23
5305-150-9206	65	31	5306-150-9872	41	23
5305-150-9504	88	8	5306-151-0778	30	1
5305-150-9644	20	3	5306-151-0779	30	5
5305-150-9648	52	20	5306-151-0784	27	2
5305-150-9750	20	6	5306-151-1339	6	4
5305-151-0150	20	48	5306-151-1420	26	1
5305-151-0353	62	13	5306-151-1422	49	4
5305-151-0361	65	26	5306-151-1424	48	5
5305-151-0386	20	44	5306-151-1426	1	209
5305-151-0685	88	14	5306-151-1426	26	26
5305-151-0828	3	1	5306-151-1427	5	1
5305-151-0828	54	1	5306-151-1427	26	3
5305-151-0838	88	18	5306-151-1427	53	1
5305-151-0983	88	25	5306-156-2337	41	31
5305-151-2782	1	17	5306-156-2337	60	1
5305-151-2782	1	85	5306-180-1483	26	5
5305-151-2783	8	11	5306-180-2670	4	14
5305-151-2783	87	1	5306-180-2778	64	1
5305-151-2919	7	12	5306-180-2779	1	
5305-156-2689	29	90	5306-180-2779	65	14
5305-167-3636	37	7	5306-182-2016	4	11
5305-167-3886	26	40	5306-182-2027	4	13
5305-174-1168	20	35	5306-274-2119	17	66
5305-174-3898	46	25	5306-274-2119	25	20
5305-180-0012	1	35	5306-274-2119	26	2
5305-180-0012	1	68	5306-331-8979	35	2
5305-206-0542	25	14	5306-568-0271	59	5
5305-206-0542	25	42	5306-576-6947	65	47
5305-206-0542	41	38	5306-584-4888	41	21
5305-207-7341	46	65	5306-637-9949	59	28
5305-264-2347	65	48	5306-639-6934	65	36
5305-271-8216	2	2	5306-656-0358	25	27
5305-271-8216	22	6	5306-720-8661	62	9
5305-271-8359	29	48	5306-722-0392	26	34
5305-281-9769	29	135	5306-722-0393	7	8
5305-282-2712	29	127	5306-722-0393	17	11
5305-282-4816	25	17	5306-722-0393	17	44
5305-282-8470	1	64	5306-722-0393	25	9
5305-550-0315	65	72	5306-722-0393	25	61
5305-558-6266	22	4	5306-722-0393	26	11
5305-558-6888	38	1	5306-722-0393	26	53
5305-558-8900	46	60	5306-722-0393	40	4
5305-559-8129	46	64	5306-754-1787	63	2
5305-560-1041	29	56	5306-825-1332	65	2
5305-576-2225	46	23	5307-014-8577	14	2
5305-576-2549	46	65	5307-014-8579	69	27
5305-582-5807	20	21	5307-014-8580	69	26
5305-582-5807	46	52	5307-014-8581	69	25

SECTION IV. INDEX-FEDERAL STOCK NUMBER AND REFERENCE NUMBER
CROSS-REFERENCE TO FIGURE AND ITEM NUMBER (Continued)

STOCK NUMBER	FIGURE NO	ITEM NO	STOCK NUMBER	FIGURE NO	ITEM NO
5307-098-2706	29	52	5310-167-0834	1	18
5307-207-7413	20	31	5310-167-0834	1	67
5307-207-7413	20	43	5310-167-0834	7	1
5307-264-2558	65	43	5310-167-0834	7	3
5307-637-8902	52	27	5310-167-0834	7	5
5307-757-6824	29	80	5310-167-0834	8	12
5307-757-6863	1	16	5310-167-0834	17	67
5307-757-6863	1	84	5310-167-0834	20	9
5310-011-5547	41	22	5310-167-0834	25	10
5310-014-5629	91	34	5310-167-0834	25	84
5310-014-8426	88	17	5310-167-0834	26	54
5310-014-8428	97	7	5310-167-0834	27	9
5310-014-8586	29	136	5310-167-0834	29	65
5310-014-8587	29	69	5310-167-0834	30	11
5310-014-8588	63	1	5310-167-0834	40	1
5310-014-8589	68	5	5310-167-0834	52	19
5310-014-8590	68	6	5310-167-0834	56	7
5310-014-8591	63	1	5310-167-0834	62	46
5310-014-8597	29	110	5310-167-0834	62	91
5310-014-8598	29	79	5310-167-0834	62	68
5310-039-5398	20	45	5310-167-0834	67	13
5310-057-0573	88	7	5310-167-0834	87	2
5310-059-9265	97	1	5310-167-0835	20	27
5310-061-3724	30	3	5310-167-0835	26	32
5310-061-3726	30	6	5310-167-0835	26	37
5310-061-7325	18	3	5310-167-0835	26	46
5310-061-7325	29	163	5310-167-0835	29	164
5310-061-7325	61	1	5310-167-0835	48	4
5310-061-7326	17	10	5310-167-0835	65	37
5310-061-7326	30	8	5310-167-0835	82	19
5310-061-7326	47	1	5310-167-0876	88	13
5310-088-0551	7	10	5310-167-0878	26	10
5310-088-0551	25	12	5310-167-0878	26	24
5310-088-0551	25	40	5310-167-0878	26	29
5310-088-0551	88	6	5310-167-0878	88	22
5310-141-1795	18	6	5310-183-4355	6	3
5310-141-1795	20	30	5310-184-8970	20	29
5310-141-1795	27	5	5310-184-8970	20	41
5310-167-0661	37	4	5310-187-2354	44	3
5310-167-0662	20	4	5310-187-2354	65	3
5310-167-0753	40	5	5310-187-2413	21	3
5310-167-0753	47	6	5310-188-7721	52	11
5310-167-0753	50	3	5310-193-7577	88	7
5310-167-0753	65	16	5310-198-3724	20	22
5310-167-0765	30	2	5310-208-5003	65	30
5310-167-0801	1	32	5310-208-5769	17	18
5310-167-0801	1	32	5310-208-5769	25	38
5310-167-0801	1	37	5310-208-5769	41	36
5310-167-0801	1	63	5310-209-3074	29	173
5310-167-0801	1	70	5310-209-4537	24	140
5310-167-0803	1	10	5310-209-5829	46	33
5310-167-0803	29	97	5310-263-2862	29	64
5310-167-0812	1	36	5310-263-2862	41	18
5310-167-0812	1	44	5310-274-8321	1	24
5310-167-0812	1	65	5310-274-9364	62	1
5310-167-0812	1	69	5310-275-9922	5	2
5310-167-0812	1	78	5310-282-4605	6	2
5310-167-0812	29	49	5310-282-7817	25	4
5310-167-0812	41	16	5310-282-7817	25	35
5310-167-0812	54	6	5310-282-7817	41	2
5310-167-0812	65	46	5310-282-7817	41	3
5310-167-0814	1	45	5310-282-7817	41	11
5310-167-0814	1	79	5310-282-7817	41	13
5310-167-0815	7	11	5310-282-7817	50	17
5310-167-0815	9	15	5310-282-7823	25	56
5310-167-0816	20	23	5310-286-3179	59	9
5310-167-0820	4	12	5310-286-3180	59	9
5310-167-0821	26	38	5310-291-4390	46	46
5310-167-0832	88	11	5310-323-7198	29	169
5310-167-0833	45	3	5310-331-6901	59	10

SECTION IV. INDEX-FEDERAL STOCK NUMBER AND REFERENCE NUMBER
 CROSS-REFERENCE TO FIGURE AND ITEM NUMBER (Continued)

STOCK NUMBER	FIGURE NO	ITEM NO	STOCK NUMBER	FIGURE NO	ITEM NO
5310-497-3855	62	77	5310-807-1469	1	155
5310-515-7449	1	43	5310-811-3494	88	15
5310-515-7449	1	76	5310-839-3598	65	59
5310-515-7449	29	75	5310-873-5370	59	13
5310-515-7449	29	108	5310-873-5371	59	13
5310-515-7449	41	24	5310-873-5372	59	13
5310-515-7449	57	2	5310-873-5373	59	13
5310-515-8058	88	16	5310-874-0607	59	13
5310-515-8772	48	3	5310-874-0608	59	13
5310-531-0224	59	4	5310-877-5796	26	45
5310-531-9514	1	12	5310-877-5796	44	2
5310-558-6207	22	3	5310-877-5797	11	6
5310-558-6207	46	31	5310-877-5797	25	6
5310-576-7975	29	3	5310-877-5797	25	22
5310-576-7975	46	45	5310-877-5797	52	43
5310-579-0069	59	12	5310-877-5797	57	9
5310-579-1786	20	28	5310-877-5797	65	45
5310-579-1786	20	40	5310-879-9712	62	40
5310-579-3612	25	31	5310-903-3987	29	123
5310-582-5529	65	9	5310-903-3988	29	123
5310-582-5965	37	8	5310-903-3989	29	102
5310-582-8167	1	247	5310-903-3990	29	102
5310-595-9653	46	62	5310-903-3990	59	24
5310-595-9998	19	11	5310-952-0072	22	5
5310-596-6102	46	29	5310-982-4971	29	117
5310-596-8272	88	12	5310-982-4988	56	2
5310-616-9895	65	10	5310-982-4988	98	1
5310-623-5989	1	51	5310-982-4988	60	4
5310-623-5989	1	89	5315-011-9120	6	1
5310-623-5989	1	212	5315-014-8495	65	44
5310-623-5989	1	215	5315-014-8496	65	71
5310-623-5989	1	241	5315-014-8855	29	19
5310-623-5989	1	255	5315-014-8855	29	209
5310-623-5989	1	258	5315-017-9200	1	41
5310-623-5989	3	18	5315-017-9200	1	74
5310-623-5989	26	43	5315-049-3577	62	81
5310-623-5989	54	5	5315-051-6756	62	18
5310-625-9940	29	202	5315-051-7453	64	15
5310-637-0214	29	46	5315-091-6466	46	55
5310-637-0214	29	74	5315-091-6468	46	57
5310-637-0214	29	107	5315-200-6035	62	67
5310-638-9857	29	128	5315-205-7171	46	32
5310-638-9857	46	39	5315-209-7527	62	95
5310-638-9857	65	66	5315-223-6113	25	44
5310-639-3013	59	20	5315-223-6113	25	76
5310-655-6162	1	193	5315-223-6113	41	37
5310-680-4273	1	39	5315-285-8925	52	38
5310-680-4273	1	71	5315-286-4887	29	17
5310-680-4273	1	194	5315-297-1933	46	61
5310-680-5074	16	1	5315-298-3671	19	4
5310-680-6275	1	234	5315-370-9129	52	47
5310-680-7504	20	26	5315-449-2945	1	7
5310-680-7511	1	31	5315-449-2945	1	14
5310-680-7511	1	62	5315-449-2945	1	23
5310-682-4877	20	2	5315-449-2945	1	93
5310-685-3744	1	42	5315-449-2945	1	104
5310-685-3744	1	75	5315-449-2945	1	120
5310-685-3744	29	62	5315-449-2945	1	126
5310-685-3744	29	77	5315-449-2945	1	182
5310-685-3744	29	118	5315-449-2945	34	7
5310-685-3744	29	125	5315-449-2945	88	33
5310-690-9622	46	54	5315-514-2659	59	16
5310-734-5759	25	83	5315-579-9841	20	51
5310-734-5759	29	34	5315-584-0257	29	17
5310-735-0196	62	36	5315-597-5624	62	72
5310-754-1718	39	1	5315-616-5335	59	1
5310-754-4337	20	42	5315-619-1351	29	18
5310-773-7624	88	1	5315-663-1890	52	35
5310-801-6428	1	269	5315-727-3921	52	25
5310-807-1468	62	71	5315-731-7528	65	38

SECTION IV. INDEX-FEDERAL STOCK NUMBER AND REFERENCE NUMBER
CROSS-REFERENCE TO FIGURE AND ITEM NUMBER (Continued)

STOCK NUMBER	FIGURE NO	ITEM NO	STOCK NUMBER	FIGURE NO	ITEM NO
5315-732-5788	52	28	5325-757-6860	1	100
5315-753-3892	29	18	5325-757-6861	1	11
5315-757-6864	29	153	5325-757-6862	1	15
5315-787-0183	62	22	5325-757-6862	1	83
5315-815-4053	62	92	5325-899-1271	91	36
5315-823-8745	62	5	5330-014-5632	90	4
5315-837-4545	20	33	5330-014-5633	90	2
5315-844-3955	65	80	5330-014-7174	55	2
5315-878-1742	52	24	5330-014-8445	65	20
5315-879-7675	59	11	5330-014-8446	65	75
5315-903-6770	29	150	5330-014-8447	53	4
5315-905-1682	29	152	5330-014-8484	64	6
5320-117-6826	1	49	5330-014-8498	57	11
5320-117-6826	1	53	5330-014-8499	57	12
5320-117-6826	1	91	5330-014-8500	57	13
5320-117-6828	1	54	5330-014-8503	57	5
5320-117-6830	16	9	5330-014-8503	59	3
5320-117-6830	16	17	5330-014-8505	57	5
5320-117-6831	16	14	5330-014-8505	59	3
5320-117-6836	16	11	5330-014-8511	65	78
5320-117-6839	3	2	5330-014-8512	65	64
5320-117-6839	3	15	5330-014-8514	65	74
5320-117-6840	3	16	5330-014-8520	65	83
5320-117-6841	3	4	5330-014-8563	65	84
5320-117-6843	3	21	5330-014-8564	65	77
5320-117-6853	1	132	5330-014-8565	65	62
5320-117-6883	1	22	5330-014-9460	29	59
5320-117-6883	1	87	5330-027-9062	29	63
5320-117-6883	3	20	5330-027-9062	29	126
5320-117-6938	1	50	5330-075-1032	62	110
5320-117-6938	1	88	5330-171-5441	62	34
5320-117-6938	1	202	5330-171-5442	17	9
5320-117-6938	1	214	5330-171-5454	17	3
5320-117-6938	1	254	5330-171-5464	62	20
5320-117-6938	1	257	5330-171-5614	62	84
5320-117-6938	26	42	5330-171-9654	17	14
5320-117-6938	65	8	5330-171-9659	47	9
5320-117-6939	1	211	5330-171-9659	49	2
5320-117-6939	3	17	5330-171-6530	46	24
5320-117-6939	62	76	5330-171-8002	56	8
5320-117-6950	1	28	5330-186-4939	36	7
5320-117-6950	1	94	5330-186-4939	41	26
5320-117-6951	1	123	5330-194-3713	36	6
5320-117-6951	1	130	5330-194-3713	41	25
5320-117-6951	3	5	5330-248-3835	29	50
5320-117-6951	88	30	5330-248-3835	29	67
5320-117-6952	88	24	5330-248-3836	76	19
5320-117-6956	16	23	5330-248-3836	77	24
5320-244-3469	54	7	5330-248-3840	29	145
5320-721-5211	1	96	5330-250-0236	29	147
5320-850-5810	1	38	5330-263-8028	17	64
5320-850-5810	1	73	5330-265-1089	92	5
5325-078-6051	88	34	5330-265-1095	26	17
5325-174-5315	7	14	5330-393-5622	48	6
5325-174-5315	17	61	5330-514-6393	62	111
5325-185-0001	22	8	5330-515-5618	46	59
5325-263-6651	7	16	5330-558-1739	52	15
5325-291-0338	34	10	5330-576-5038	50	5
5325-291-0388	1	203	5330-576-9114	18	7
5325-432-9896	1	183	5330-579-6824	65	13
5325-432-9902	1	105	5330-580-3533	58	2
5325-432-9904	1	121	5330-580-3533	58	2
5325-432-9904	1	127	5330-585-7743	65	12
5325-449-2967	1	124	5330-641-1319	29	138
5325-449-2967	1	131	5330-641-1824	17	47
5325-449-2967	1	164	5330-641-1824	17	50
5325-449-2967	1	167	5330-641-1824	17	58
5325-449-2967	1	188	5330-641-3813	29	167
5325-599-8758	1	8	5330-641-4277	52	44
5325-599-8806	1	9	5330-667-0370	41	6

SECTION IV. INDEX-FEDERAL STOCK NUMBER AND REFERENCE NUMBER
CROSS-REFERENCE TO FIGURE AND ITEM NUMBER (Continued)

STOCK NUMBER	FIGURE NO	ITEM NO	STOCK NUMBER	FIGURE NO	ITEM NO
5330-724-4286	29	143	5340-290-4482	65	89
5330-757-6850	29	87	5340-290-4509	62	29
5330-757-6865	29	51	5340-291-3481	50	14
5330-757-6865	29	112	5340-297-3841	44	19
5330-757-6866	64	4	5340-330-6810	44	66
5330-777-6867	29	31	5340-382-6607	62	16
5330-807-4001	62	69	5340-455-6174	65	57
5330-810-0669	62	79	5340-515-1926	62	17
5330-819-9489	52	41	5340-527-0561	19	12
5330-821-0618	65	23	5340-543-4396	25	51
5330-840-3430	65	19	5340-576-8207	7	9
5330-840-3431	65	22	5340-576-8210	7	2
5330-840-3432	65	18	5340-582-2812	44	26
5330-842-8136	29	94	5340-597-3304	62	31
5330-845-0913	52	7	5340-597-3304	65	40
5330-845-0915	29	71	5340-597-3304	65	88
5330-845-0915	29	81	5340-598-0597	25	19
5330-845-0915	29	93	5340-598-4201	25	20
5330-845-0915	29	111	5340-598-8895	65	55
5330-845-0915	33	9	5340-598-9194	64	5
5330-861-1396	17	34	5340-598-9197	62	62
5330-861-1396	33	8	5340-612-2644	62	43
5330-878-2169	33	4	5340-612-2678	58	4
5330-879-7676	52	2	5340-619-2570	62	55
5330-879-8739	52	16	5340-637-3522	20	32
5330-882-4133	65	68	5340-663-1923	56	9
5330-883-2796	52	10	5340-664-4494	20	7
5330-883-4215	17	56	5340-664-4786	44	43
5330-883-4215	52	42	5340-664-5333	20	32
5330-894-3626	17	65	5340-682-1520	29	205
5330-903-3969	29	99	5340-682-5877	65	51
5330-903-3978	29	121	5340-691-0542	62	58
5330-904-4105	29	142	5340-720-8570	62	21
5330-905-1685	29	144	5340-720-8571	62	23
5330-951-3150	29	149	5340-720-8571	65	42
5330-958-1109	29	160	5340-720-9221	29	139
5340-014-5515	1	259	5340-726-4426	7	4
5340-014-5623	91	11	5340-735-0196	65	54
5340-014-7647	1	210	5340-754-1885	19	7
5340-014-8493	1	185	5340-757-6833	29	2
5340-014-8566	65	63	5340-757-6841	29	100
5340-014-8567	65	63	5340-774-7264	62	73
5340-014-9461	1	95	5340-800-7874	29	188
5340-015-0002	62	99	5340-801-2500	62	104
5340-027-3146	19	3	5340-803-7301	52	17
5340-031-7232	33	1	5340-804-2276	29	159
5340-141-6693	46	17	5340-805-0340	64	11
5340-200-2362	65	52	5340-807-2636	52	14
5340-200-7224	62	83	5340-815-4929	29	187
5340-200-7462	59	8	5340-815-4930	29	186
5340-200-7749	52	26	5340-825-4826	29	190
5340-200-7755	46	15	5340-829-2141	65	56
5340-200-9577	29	170	5340-840-0066	22	7
5340-209-4306	65	29	5340-842-5920	46	18
5340-209-6701	26	9	5340-847-8082	22	1
5340-209-6531	46	28	5340-903-5912	29	171
5340-209-2057	20	37	5340-903-5914	29	174
5340-709-2297	62	53	5340-903-5915	29	174
5340-709-5844	46	33	5340-952-0906	25	62
5340-217-1796	46	43	5340-998-2314	39	1
5340-256-2843	46	27	5905-015-0053	77	23
5340-283-0649	25	24	5905-015-0054	77	22
5340-283-0649	25	50	5905-015-0114	68	8
5340-283-0649	41	17	5905-015-0115	68	18
5340-286-2458	62	30	5905-015-0116	68	14
5340-290-4478	29	204	5905-015-0118	68	7
5340-290-4478	52	39	5905-015-0119	68	11
5340-290-4478	62	14	5905-015-0120	68	13
5340-290-4478	65	41	5905-015-0121	68	15
5340-290-4481	65	53	5905-015-0135	68	9

SECTION IV. INDEX-FEDERAL STOCK NUMBER AND REFERENCE NUMBER
CROSS-REFERENCE TO FIGURE AND ITEM NUMBER (Continued)

STOCK NUMBER	FIGURE NO	ITEM NO	STOCK NUMBER	FIGURE NO	ITEM NO
5905-015-0135	68	12	6115-014-5546	1	66
5905-533-3086	91	23	6115-014-5547	1	77
5905-875-4352	68	17	6115-014-5548	1	47
5905-964-2147	68	10	6115-014-5548	1	81
5910-015-0110	68	25	6115-014-5551	1	243
5910-015-0111	68	24	6115-014-5595	1	201
5910-015-0112	68	16	6115-014-5597	1	186
5910-704-9237	93	13	6115-014-5602	1	107
5910-895-3303	68	20	6115-014-5603	1	116
5920-015-0088	84	2	6115-014-5604	1	262
5920-078-8659	84	1	6115-014-5605	1	168
5925-769-3466	76	14	6115-014-5606	1	173
5925-835-4431	88	52	6115-014-5608	1	169
5930-015-0061	16	3	6115-014-5611	1	19
5930-015-0061	90	26	6115-014-5618	1	20
5930-015-0126	76	3	6115-014-5619	91	32
5930-017-9273	45	1	6115-014-5620	91	8
5930-017-9274	42	2	6115-014-5621	91	7
5930-615-6831	43	1	6115-014-5622	91	38
5930-660-3947	76	13	6115-014-5624	91	39
5930-708-3588	91	20	6115-014-5625	91	42
5930-708-3589	91	22	6115-014-5626	91	17
5930-720-2913	46	44	6115-014-5627	91	21
5930-755-2370	46	49	6115-014-5634	66	44
5930-757-6868	76	5	6115-014-5636	66	10
5935-295-3129	82	15	6115-014-5637	66	42
5935-721-0488	9	12	6115-014-5639	66	93
5935-757-1899	46	8	6115-014-5640	66	94
5935-803-8846	9	6	6115-014-5641	66	45
5935-805-3286	9	7	6115-014-5642	66	30
5935-805-4989	9	10	6115-014-5643	66	33
5935-821-5543	9	13	6115-014-5644	66	34
5935-848-8665	9	9	6115-014-5653	69	29
5935-995-3969	9	17	6115-014-5656	70	14
5945-015-0069	79	12	6115-014-5662	68	27
5945-015-0071	79	25	6115-014-7154	1	261
5945-015-0073	79	27	6115-014-7172	1	263
5945-015-0076	71	9	6115-014-7173	55	
5945-754-6611	21	8	6115-014-7248	95	4
5945-834-0218	79	20	6115-014-7438	1	172
5945-914-2690	79	23	6115-014-7439	1	209
5945-954-3050	79	15	6115-014-7464	1	206
5950-015-0077	8	4	6115-014-7480	1	207
5950-015-0084	68	21	6115-014-7481	1	208
5950-615-4004	68	22	6115-014-7482	1	170
5950-911-6348	8	10	6115-014-7483	1	242
5961-015-0087	68	3	6115-014-7496	29	60
5961-015-0198	68	23	6115-014-7623	1	128
5961-058-0148	68	4	6115-014-7624	1	129
5970-333-5761	27	8	6115-014-7625	1	134
5970-538-1974	20	29	6115-014-7626	1	122
5975-713-5091	9	18	6115-014-7633	1	221
5975-879-7234	82	11	6115-014-7644	1	6
5977-091-4355	20	10	6115-014-7644	1	174
5977-636-3931	20	1	6115-014-7649	1	
5977-651-2394	20	9	6115-014-7651	1	90
6105-830-6499	91	43	6115-014-7669	66	
6115-014-5020	66	6	6115-014-7670	66	3
6115-014-5021	66	56	6115-015-7635	1	220
6115-014-5022	66	18	6115-055-2663	91	27
6115-014-5424	90	14	6115-633-3404	2	5
6115-014-5476	6		6115-641-3773	17	25
6115-014-5477	3		6115-641-3773	90	20
6115-014-5478	3		6115-691-5493	91	13
6115-014-5513	1	251	6115-701-6934	91	18
6115-014-5514	1	86	6115-727-2547	15	29
6115-014-5516	77	7	6115-727-2553	15	28
6115-014-5545	1	46	6115-757-6846	29	84
6115-014-5545	1	80	6115-757-6848	29	83
6115-014-5546	1	34	6115-757-6856	29	89

**SECTION IV. INDEX-FEDERAL STOCK NUMBER AND REFERENCE NUMBER
CROSS-REFERENCE TO FIGURE AND ITEM NUMBER (Continued)**

STOCK NUMBER	FIGURE NO	ITEM NO	STOCK NUMBER	FIGURE NO	ITEM NO
6115-773-1887	30	18	6140-872-7766	16	
6115-854-4208	91	35	6150-014-5691	69	20
6115-859-5922	91	16	6150-014-6051	71	5
6115-859-5923	91	15	6150-014-7103	69	28
6115-872-7765	22	10	6620-015-0369	88	39
6115-872-7769	29	113	6620-861-3828	44	1
6115-872-7770	29	113	6625-014-0191	77	5
6115-872-7771	29	113	6625-015-0192	77	6
6115-872-7772	29	113	6625-015-0193	88	42
6115-872-7776	1	225	6625-841-4995	77	8
6115-872-7777	1	271	6645-580-9605	88	20
6115-992-7775	29	7	6680-611-0748	88	4
6120-014-5663	68	26	6680-730-2146	39	3
6130-015-0196	68	2	6680-934-8208	38	3
6130-015-0197	68	1	6685-757-9327	60	2
6130-015-0199	66	6	6685-957-3888	88	19
6140-057-2553	16	8	9540-014-5687	1	171

REFERENCE NO	NPS CODE	FIG NO	ITEM NO	REFERENCE NO	NPS CODE	FIG NO	ITEM NO
AN2988	61349	88	38	AN366F1032	88044	62	77
AN104709	88044	65	36	AN4-10A	88044	48	5
AN150435	88044	6	2	AN4-12A	88044	49	4
AN280F404	88044	62	95	AN4-14A	88044	26	1
AN29A4	88044	25	37	AN4-5A	88044	5	1
AN3-10A	88044	27	2	AN4-5A	88044	26	3
AN3-10A	88044	88	53	AN4-5A	88044	53	1
AN3-14A	88044	8	9	AN4-6A	88044	1	289
AN3-15A	88044	30	5	AN4-6A	88044	26	26
AN3-15A	88044	86	1	AN4CH4A	88044	64	1
AN3-16A	88044	30	1	AN4CH5A	88044	65	14
AN3-25A	88044	8	7	AN4C30A	88044	41	23
AN3-3A	88044	30	9	AN4C31A	88044	41	21
AN3-4A	88044	7	8	AN4C5A	88044	41	31
AN3-4A	88044	11	3	AN4C5A	88044	60	1
AN3-4A	88044	17	11	AN4M5A	88044	4	11
AN3-4A	88044	17	44	AN4M5-1	88044	27	7
AN3-4A	88044	25	9	AN416-1	88044	25	44
AN3-4A	88044	25	61	AN416-1	88044	25	76
AN3-4A	88044	26	11	AN416-1	88044	41	37
AN3-4A	88044	26	34	AN435M2-3	88044	46	11
AN3-4A	88044	26	53	AN47A6	88044	51	2
AN3-4A	88044	40	4	AN4Z0A	88044	4	14
AN3-4A	88044	86	3	AN500-6-7	88044	7	12
AN3-4A	88044	90	8	AN500AD10-24	88044	29	48
AN3-4A	88044	93	14	AN500AD2-3	88044	29	1
AN3-5A	88044	8	6	AN500ADA-10	88044	83	3
AN3-5A	88044	17	66	AN500ADD-10	88044	29	119
AN3-5A	88044	25	20	AN500ADD-7	88044	29	116
AN3-5A	88044	26	2	AN500ADD-8	88044	29	91
AN3-5A	88044	90	7	AN500A10-24	88044	65	26
AN3-6A	88044	25	27	AN500A10-6	88044	62	13
AN3-6A	88044	67	6	AN500A4-4	88044	88	2
AN3-6A	88044	71	2	AN500A6-10	88044	20	44
AN3-7A	88044	66	16	AN500A6-6	88044	20	21
AN3C5A	88044	1	204	AN500A6-6	88044	44	52
AN3C5A	88044	26	23	AN501-10-12	88044	47	5
AN34 1-416	88044	20	28	AN501-10-24	88044	47	2
AN34 1-416	88044	20	40	AN501AD10-8	88044	29	90
AN350-5	88044	1	217	AN501A10-20	88044	20	3
AN350-5	88044	16	1	AN501A10-32	88044	52	20
AN3508A	88044	79	39	AN501A10-40	88044	66	25
AN363-428	88044	29	163	AN502-10-10	88044	66	41
AN363-428	88044	48	3	AN502-10-18	88044	66	46
AN363-1032	88044	52	43	AN502-10-20	88044	65	31
AN363-428	88044	27	4	AN502-10-2	88044	66	1
AN363-428L	88044	18	5	AN503-6-6	88044	65	65
AN363-832	88044	88	15	AN503-6-8	88044	29	127

SECTION IV. INDEX-FEDERAL STOCK NUMBER AND REFERENCE NUMBER
CROSS-REFERENCE TO FIGURE AND ITEM NUMBER (Continued)

REFERENCE NO	MFG CODE	FIG NO	ITEM NO	REFERENCE NO	MFG CODE	FIG NO	ITEM NO
ANS03-8-6	88044	66	8	ANS26-832-12	88044	78	5
ANS03-8-8	88044	66	49	ANS26-832-12	88044	82	10
ANS05-8-6	88044	62	106	ANS26-832-36	88044	88	18
ANS07-1024R10	88044	20	48	ANS26-832R8	88044	77	20
ANS07-1032-10	88044	2	2	ANS26C1024P8	88044	76	2
ANS07-1032-10	88044	22	6	ANS26C1032-10	88044	90	18
ANS07-1032-12	88044	25	17	ANS26C1032-8	88044	90	17
ANS07-1032-12	88044	67	7	ANS26C1032-9	88044	1	58
ANS07-1032-16	88044	93	9	ANS26C1032-9	88044	3	1
ANS07-1032R16	88044	20	6	ANS26C1032-9	88044	54	1
ANS07-428-16	88044	69	19	ANS26C1032R36	88044	41	19
ANS07-440-6	88044	46	25	ANS26C832-24	88044	22	4
ANS07-432-5	88044	82	14	ANS26C832-24	88044	44	64
ANS07-632-6	88044	20	35	ANS65F6H5	88044	46	63
ANS07C1032-8	88044	1	158	AN6-11A	88044	28	5
ANS07C1032-8	88044	2	1	AN6-12	88044	6	4
ANS07C1032-R	88044	80	9	AN6-12A	88044	4	6
ANS07C1032R7	88044	65	72	AN6-7A	88044	35	2
ANS07C632-6	88044	1	25	AN60C816L	88044	29	70
ANS07DD632-8	88044	65	48	AN6230-6	88044	36	6
ANS15-4-7	88044	79	34	AN6230-6	88044	41	25
ANS15-4-8	88044	25	14	AN6244-6	88044	36	7
ANS15-4-8	88044	25	42	AN6244-6	88044	41	26
ANS15-4-8	88044	41	38	AN73-3	88044	65	1
ANS15-4-8	88044	69	6	AN73-5	88044	56	6
ANS15B4R12	88044	88	25	AN73A3	88044	50	2
ANS15B4R12	88044	77	1	AN73A3	88044	63	2
ANS15R6R12	88044	88	36	AN74A16	88044	51	3
ANS15R6R8	88044	88	8	AN74A3	88044	65	2
ANS15C6R4	88044	29	135	AN743-12	88044	7	7
ANS15C8R26	88044	29	76	AN743-12	88044	12	16
ANS15P84-3	88044	88	21	AN743-12	88044	25	21
ANS15UB416-20	88044	69	21	AN774-4	88044	29	12
ANS20-10R5	88044	26	52	AN775-4	88044	17	19
ANS20-10R10	88044	40	3	AN775-4	88044	29	11
ANS20-10R8	88044	40	2	AN775-6D	88044	29	13
ANS25-10-6	88044	26	40	AN775-6D	88044	29	40
ANS25-10R10	88044	1	35	AN775-8	88044	17	4
ANS25-10R10	88044	1	68	AN776-4	88044	17	21
ANS25-10R18	88044	1	33	AN776-4	88044	29	20
ANS25-10R18	88044	1	64	AN776-6D	88044	29	45
ANS25-416-14	88044	37	7	AN776-8	88044	17	6
ANS25-832-8	88044	37	3	AN776-8	88044	29	10
ANS26-1032-10	88044	67	1	AN777-6D	88044	29	14
ANS26-1032-10	88044	67	8	AN778-4	88044	17	31
ANS26-1032-10	88044	74	1	AN778-6	88044	29	15
ANS26-1032-10	88044	80	15	AN778-6D	88044	17	53
ANS26-1032-12	88044	21	7	AN778-8	88044	47	12
ANS26-1032-12	88044	67	2	AN778-8	88044	29	56
ANS26-1032-7	88044	1	108	AN779-6D	88044	41	7
ANS26-1032-8	88044	1	17	AN804-4	88044	50	16
ANS26-1032-8	88044	1	85	AN804-6	88044	25	30
ANS26-1032-8	88044	8	1	AN804C6	88044	52	6
ANS26-1032-8	88044	12	15	AN814-100L	88044	17	35
ANS26-1032-8	88044	78	6	AN814-120L	88044	29	43
ANS26-1032-8	88044	79	24	AN814-30L	88044	17	32
ANS26-1032-8	88044	79	26	AN814-40L	88044	29	29
ANS26-1032-8	88044	79	29	AN814-40L	88044	17	57
ANS26-1032-9	88044	8	11	AN814-4L	88044	17	33
ANS26-1032-9	88044	71	6	AN814-60L	88044	29	41
ANS26-1032-9	88044	79	11	AN814-60L	88044	17	36
ANS26-1032-9	88044	79	14	AN814-80L	88044	17	52
ANS26-1032-9	88044	79	14	AN815-12	88044	41	8
ANS26-1032-9	88044	79	17	AN815-4	88044	17	99
ANS26-1032-9	88044	80	10	AN815-6C	88044	17	29
ANS26-1032-9	88044	87	1	AN815-6	88044	25	1
ANS26-428-14	88044	84	3	AN815-6	88044	25	47
ANS26-632-10	88044	88	14	AN815-6	88044	41	39
ANS26-632-12	88044	82	18	AN815-8	88044	17	2
ANS26-632-8	88044	78	3	AN816-6	88044	25	64

SECTION IV. INDEX-FEDERAL STOCK NUMBER AND REFERENCE NUMBER
CROSS REFERENCE TO FIGURE AND ITEM NUMBER (Continued)

REFERENCE NO	MFG CODE	FIG NO	ITEM NO	REFERENCE NO	MFG CODE	FIG NO	ITEM NO
AN816-6-6	88044	25	60	AN936A4	88044	88	7
AN816-6D	88044	37	13	AN936A416	88044	41	22
AN817-6D	88044	37	11	AN936A6	88044	88	13
AN818-4D	88044	25	57	AN936A716S	88044	75	10
AN818-6	88044	50	15	AN936A716S	88044	75	10
AN821-6	88044	25	79	AN938-6	88044	17	26
AN822-6D	88044	37	12	AN960-10L	88044	1	18
AN824-6	88044	25	49	AN960-10L	88044	1	67
AN832-4	88044	25	39	AN960-10L	88044	1	109
AN832-4D	88044	26	51	AN960-10L	88044	7	1
AN832-6	88044	25	2	AN960-10L	88044	7	3
AN832-6D	88044	25	82	AN960-10L	88044	7	5
AN833-4	88044	17	38	AN960-10L	88044	8	2
AN833-4C	88044	25	55	AN960-10L	88044	8	12
AN833-6	88044	25	67	AN960-10L	88044	12	14
AN833-6	88044	41	10	AN960-10L	88044	17	67
AN833-6C	88044	25	46	AN960-10L	88044	20	5
AN834-4	88044	17	17	AN960-10L	88044	25	10
AN834-4	88044	17	41	AN960-10L	88044	25	84
AN837-4	88044	17	42	AN960-10L	88044	26	54
AN837-4	88044	41	5	AN960-10L	88044	27	9
AN837-6	88044	25	3	AN960-10L	88044	29	65
AN893-12	88044	50	19	AN960-10L	88044	30	11
AN893-13	88044	25	68	AN960-10L	88044	40	1
AN893-13	88044	41	15	AN960-10L	88044	52	19
AN900-10	88044	52	41	AN960-10L	88044	56	7
AN911-3	88044	25	80	AN960-10L	88044	62	46
AN913-3S	88044	62	27	AN960-10L	88044	62	51
AN914-3	88044	25	72	AN960-10L	88044	62	68
AN919-10	88044	29	27	AN960-10L	88044	66	43
AN919-6	88044	17	24	AN960-10L	88044	67	13
AN919-6C	81352	17	23	AN960-10L	88044	71	7
AN919-6D	88044	26	50	AN960-10L	88044	74	2
AN924-4	88044	17	18	AN960-10L	88044	78	7
AN924-4	88044	25	38	AN960-10L	88044	78	7
AN924-4	88044	41	36	AN960-10L	88044	78	9
AN924-4C	88044	25	83	AN960-10L	88044	79	10
AN924-4D	88044	29	34	AN960-10L	88044	79	13
AN924-6	88044	25	56	AN960-10L	88044	79	16
AN924-6	88044	25	4	AN960-10L	88044	79	16
AN924-6	88044	25	35	AN960-10L	88044	79	30
AN924-6	88044	41	7	AN960-10L	88044	80	1
AN924-6	88044	41	3	AN960-10L	88044	80	3
AN924-6	88044	41	11	AN960-10L	88044	80	4
AN924-6	88044	41	13	AN960-10L	88044	86	4
AN924-6	88044	50	17	AN960-10L	88044	87	2
AN924-6C	88044	25	31	AN960-4	88044	7	11
AN929-4C	88044	56	5	AN960-4	88044	9	15
AN929-6C	88044	25	34	AN960-4L	88044	25	13
AN929A6	88044	25	34	AN960-4L	88044	25	41
AN929A6C	88044	25	77	AN960-4L	88044	41	40
AN932-2	88044	62	15	AN960-4L	88044	79	22
AN932D1	88044	65	91	AN960-4L	88044	79	33
AN93301	88044	29	104	AN960-4L	88044	82	7
AN935-4L	88044	66	20	AN960-416	88044	5	2
AN935-416	88044	37	8	AN960-416	88044	18	6
AN935-6L	88044	20	22	AN960-416	88044	20	30
AN935-8	88044	37	4	AN960-416	88044	27	5
AN9358416	81352	20	29	AN960-416	88044	69	18
AN9358416	81352	20	41	AN960-416L	88044	20	27
AN93586	88044	21	5	AN960-416L	88044	26	14
AN9358616	88044	21	2	AN960-416L	88044	26	27
AN936A10	88044	26	10	AN960-416L	88044	26	32
AN936A10	88044	26	24	AN960-416L	88044	26	37
AN936A10	88044	26	29	AN960-416L	88044	26	46
AN936A10	88044	67	3	AN960-416L	88044	29	47
AN936A10	88044	67	5	AN960-416L	88044	29	164
AN936A10	88044	88	22	AN960-416L	88044	48	4
AN936A10	88044	90	6	AN960-416L	88044	49	3
AN936A10	88044	93	11	AN960-416L	88044	65	37

SECTION IV. INDEX-FEDERAL STOCK NUMBER AND REFERENCE NUMBER
CROSS-REFERENCE-TO FIGURE AND ITEM NUMBER (Continued)

REFERENCE NO	MFG CODE	FIG NO	ITEM NO	REFERENCE NO	MFG CODE	FIG NO	ITEM NO
AN960-416L	88044	82	19	AN961-416	88044	69	23
AN960-416L	88044	84	4	AN961-6	88044	21	6
AN960-516	88044	4	12	AN961-616	88044	21	3
AN960-6	88044	20	23	AN961-616	88044	69	3
AN960-6L	88044	78	2	AN961-616	88044	69	30
AN960-6L	88044	79	19	AN961-616	88044	70	2
AN960-6L	88044	82	13	AN970-3	88044	30	2
AN960-6L	88044	88	121	AN971-3	88044	25	11
AN960-616	88044	4	77	AR34RED	90484	16	7
AN960-616	88044	26	328	AVR83486	74063	79	25
AN960-616L	88044	6	77	A1500-6	72433	53	4
AN960-8	88044	88	15	A2010	80684	91	18
AN960-8L	88044	45	3	A2012	80684	91	31
AN960-8L	88044	66	9	A2013	80684	91	17
AN960-8L	88044	82	9	A2014	80684	91	34
AN960-816L	88044	88	50	A2015	80684	91	4
AN960C10	88044	1	32	A2029	80684	91	35
AN960C10	88044	1	32	A2053-1	80684	91	33
AN960C10	88044	1	63	A2084	80684	91	10
AN960C10	88044	1	70	A2087	80684	91	9
AN960C10L	88044	1	36	A2089	01675	91	30
AN960C10L	88044	1	44	A2090	80684	91	16
AN960C10L	88044	1	60	A2091	80684	91	15
AN960C10L	88044	1	65	A2092	80684	91	20
AN960C10L	88044	1	69	A2096	80684	91	13
AN960C10L	88044	1	78	A2142	80684	91	36
AN960C10L	88044	1	187	A2145	80684	91	2
AN960C10L	88044	1	180	A2149	80684	91	32
AN960C10L	88044	29	49	A2157	80684	91	8
AN960C10L	88044	41	16	A2165	01675	91	40
AN960C10L	88044	54	6	A2169-1	80684	91	23
AN960C10L	88044	65	46	A2170	01675	91	5
AN960C10L	88044	90	16	A2172	01675	91	37
AN960C4L	88044	83	2	A2173	01675	91	3
AN960C416	88044	1	249	A2174	01675	91	6
AN960C416L	88044	1	43	A2177	01675	91	41
AN960C416L	88044	1	76	A2204	01675	91	26
AN960C416L	88044	29	75	A2230	01675	91	14
AN960C416L	88044	29	100	A2397	80684	91	7
AN960C416L	88044	41	24	A68	59730	88	43
AN960C416L	88044	57	2	A85	59730	88	45
AN960C516	88044	1	10	A87	59730	9	4
AN960C516	88044	1	218	BP08CF22-215	77820	15	20
AN960C516	88044	29	97	B2047	80684	91	38
AN960C516L	88044	1	45	B2055	80684	91	11
AN960C516L	88044	1	79	B2057	80684	91	39
AN960C6	88044	1	12	B2064	80684	91	43
AN960C6L	88044	29	128	B2065	80684	91	42
AN960C6L	88044	46	39	B2070	80684	91	22
AN960C6L	88044	65	64	B2117	80684	91	21
AN960C6L	88044	77	3	B2140	01675	91	29
AN960C616L	88044	66	13	B2291	80684	91	24
AN960C8	88044	1	42	B2292	80684	91	28
AN960C8	88044	1	75	B2294	80684	91	25
AN960C8	88044	29	62	B2295	80684	91	27
AN960C8	88044	29	77	B2489	80684	91	1
AN960C8	88044	29	118	CR344	99057	29	282
AN960C8	88044	29	125	C10727A	82121	76	3
AN960C8L	88044	22	3	C2187	80684	91	12
AN960C8L	88044	46	31	D7271-1-10	82647	88	52
AN960PD10L	88044	40	5	D7271-1-15	82647	76	14
AN960PD10L	88044	47	6	EA	88044	1	
AN960PD10L	88044	50	3	EA	70210	67	
AN960PD10L	88044	65	16	F8012-428	56878	66	31
AN960PD416	88044	44	3	F03A125V30A	75915	86	8
AN960PD416	88044	49	1	F08B125V15A	72999	84	1
AN960PD416	88044	65	3	F8N20C	75915	86	7
AN960PD6	88044	52	11	GMFME400-1	70192	26	16
AN961-10	88044	79	37	J571004	75915	84	2
AN961-416	88044	28	42	KM411	75345	79	38

SECTION IV. INDEX-FEDERAL STOCK NUMBER AND REFERENCE NUMBER
CROSS-REFERENCE TO FIGURE AND ITEM NUMBER (Continued)

REFERENCE NO	MPG CODE	FIG NO	ITEM NO	REFERENCE NO	MPG CODE	FIG NO	ITEM NO
LL 500-5-5M	03038	46	58	MS20426A03-6	96906	1	228
LL 500-6-4M	03038	46	60	MS20426A03-7	96906	1	159
LP22A6255	03038	29	56	MS20426A04-12	96906	16	23
LP25M04M12M	03038	52	23	MS20426A04-4	96906	1	49
LP500-10-12M	03038	52	21	MS20426A04-4	96906	1	59
LP500-10-20M	03038	52	22	MS20426A04-4	96906	1	90
MAS1031A3	80205	3	18	MS20426A04-5	96906	1	28
MC9C07	14655	93	13	MS20426A04-5	96906	1	94
MS122140	96906	50	14	MS20426A04-5	96906	1	163
MS122157	96906	46	14	MS20426A04-5	96906	1	237
MS122160	96906	62	38	MS20426A04-5	96906	34	9
MS122198	96906	46	15	MS20426A04-5	96906	59	1
MS134356	96906	29	199	MS20426A04-6	96906	1	115
MS15549-7	96906	89	1	MS20426A04-6	96906	1	123
MS16562-198	96906	29	17	MS20426A04-6	96906	1	130
MS16562-216	96906	29	18	MS20426A04-6	96906	1	166
PS16562-22	96906	65	80	MS20426A04-6	96906	1	104
MS16675-4043	96906	29	139	MS20426A04-6	96906	1	104
MS16675-4118	96906	29	159	MS20426A04-6	96906	3	20
MS171432	96906	29	151	MS20426A04-6	96906	34	14
MS171440	96906	29	17	MS20426A04-6	96906	77	19
MS171498	96906	62	5	MS20426A04-6	96906	88	30
MS171500	96906	29	18	MS20426A04-7	96906	1	5
MS20297C4-2950	96906	1	29	MS20426A04-7	96906	77	11
MS20341-10A	96906	69	1	MS20426A04-7	96906	08	26
MS20341-6	96906	21	4	MS20426A05-6	96906	1	22
MS20341-616	96906	21	1	MS20426A05-6	96906	1	87
MS20341-616A	96906	69	1	MS20426A05-6	96906	3	5
MS20341-616A	96906	70	1	MS20426A05-7	96906	1	224
MS20344-1032	96906	1	31	MS20426A05-7	96906	1	260
MS20344-1032	96906	1	62	MS20426A06-6	96906	1	175
MS20344-1032C	96906	1	155	MS20426A06-8	96906	1	165
PS20364-428C	96906	62	71	MS20426A4-5	96906	26	71
MS20364-424C	96906	66	11	MS20426A4-7	96906	34	11
MS20364-832C	96906	29	117	MS20427-3C4	96906	54	7
MS20365-1032	96906	65	45	MS20427M3-4	96906	1	38
MS20365-42B	96906	26	45	MS20427M3-4	96906	1	73
MS20365-42B	96906	44	2	MS20427M3-4	96906	41	32
MS20365-428C	96906	27	1	MS20427M3-4	96906	90	24
MS20365-440	96906	7	10	MS20427M5-8	96906	1	219
MS20392-3C75	96906	1	290	MS20439M-9	38997	90	19
MS20426A02-4	96906	1	264	MS20436A03-5	96906	80	16
MS20426A03-4	96906	1	90	MS2046A03-6	96906	1	190
MS20426A03-4	96906	1	88	MS20470A04-24	96906	16	11
MS20426A03-4	96906	1	101	MS20470A04-4	96906	1	53
MS20426A03-4	96906	1	138	MS20470A04-4	96906	1	91
MS20426A03-4	96906	1	144	MS20470A04-4	96906	1	236
MS20426A03-4	96906	1	161	MS20470A04-5	96906	1	140
MS20426A03-4	96906	1	202	MS20470A04-6	96906	1	54
MS20426A03-4	96906	1	214	MS20470A04-6	96906	1	114
MS20426A03-4	96906	1	238	MS20470A04-6	96906	1	195
MS20426A03-4	96906	1	254	MS20470A04-6	96906	80	12
MS20426A03-4	96906	1	257	MS20470A04-8	96906	16	9
MS20426A03-4	96906	1	265	MS20470A04-8	96906	16	17
MS20426A03-4	96906	26	42	MS20470A04-9	96906	16	14
MS20426A03-4	96906	34	19	MS20470A05-10	96906	3	21
MS20426A03-4	96906	65	8	MS20470A05-5	96906	1	245
MS20426A03-4	96906	67	10	MS20470A05-6	96906	3	2
MS20426A03-5	96906	1	112	MS20470A05-6	96906	3	15
MS20426A03-5	96906	1	176	MS20470A05-7	96906	1	223
MS20426A03-5	96906	1	181	MS20470A05-7	96906	3	16
MS20426A03-5	96906	1	211	MS20470A05-8	96906	3	4
MS20426A03-5	96906	1	226	MS20470A05-8	96906	1	92
MS20426A03-5	96906	3	17	MS20470A06-7	96906	1	149
MS20426A03-5	96906	34	21	MS20470A06-7	96906	1	230
MS20426A03-5	96906	62	76	MS20470A06-7	96906	34	2
MS20426A03-5	96906	80	6	MS20470A06-8	96906	1	117
MS20426A03-5	96906	80	11	MS20470A06-8	96906	1	132
MS20426A03-5	96906	80	19	MS20470A06-8	96906	1	137
MS20426A03-6	96906	1	136	MS20470A06-9	96906	1	144

SECTION IV. INDEX-FEDERAL STOCK NUMBER AND REFERENCE NUMBER
CROSS-REFERENCE TO FIGURE AND ITEM NUMBER (Continued)

REFERENCE NO	NPG CODE	FIG NO	ITEM NO	REFERENCE NO	NPG CODE	FIG NO	ITEM NO
NS20470AD6-9	96906	34	1	NS21209C0615	96906	29	106
NS20470AA-5	96906	26	12	NS21209C0615	96906	29	206
NS20470AA-6	96906	1	96	NS21209C0815	96906	29	187
NS20470AA-7	96906	34	15	NS21209F1-15	96906	29	188
NS20470AA-B	96906	34	4	NS219190611	96906	25	28
NS2060084N2	96906	88	59	NS219190612	96906	78	11
NS2060084N3	96906	88	60	NS21919064	96906	26	9
NS20615-5M8	96906	90	10	NS21919065	96906	25	23
NS20615-5M9	96906	90	11	NS21919065	96906	41	41
NS20615M47	96906	1	57	NS21919066	96906	25	51
NS20822-4	96906	25	26	NS21919067	96906	78	12
NS20822-4	96906	92	1	NS21919067	96906	25	24
NS20822-6-2	96906	25	53	NS21919067	96906	25	50
NS20822-6-6	96906	25	74	NS21919067	96906	41	17
NS21042-6	96906	4	10	NS21919068	96906	25	19
NS21044C04	96906	83	1	NS2414202	96906	21	8
NS21044C08	96906	22	2	NS24523-23	96906	76	11
NS21044N04	96906	25	12	NS24524-23	96906	76	16
NS21044N04	96906	25	40	NS24524-25	96906	76	12
NS21044N04	96906	69	5	NS24524-27	96906	76	13
NS21044N04	96906	79	21	NS24622-2	96906	26	20
NS21044N04	96906	79	32	NS24622-2	96906	29	212
NS21044N04	96906	82	6	NS24665-151	96906	1	248
NS21044N04	96906	88	6	NS24665-287	96906	6	1
NS21044N06	96906	78	1	NS25081-1	96906	88	51
NS21044N06	96906	79	18	NS25082-8	96906	88	49
NS21044N06	96906	82	12	NS25082811	96906	75	9
NS21044N08	96906	77	21	NS2508287	96906	76	17
NS21044N08	96906	78	4	NS2508287	96906	79	1
NS21044N08	96906	82	8	NS2508287	96906	79	4
NS21044N3	96906	8	8	NS25083-2806	96906	67	4
NS21044N3	96906	11	6	NS25089-4F	96906	23	11
NS21044N3	96906	12	13	NS25123-1-6	96906	79	35
NS21044N3	96906	25	6	NS25123-2-10	96906	69	7
NS21044N3	96906	25	22	NS25125-8	96906	76	6
NS21044N3	96906	79	9	NS25127-8	96906	76	9
NS21044N3	96906	93	10	NS25171-15	96906	69	16
NS21044N4	96906	69	17	NS25190801	96906	82	2
NS21044N4	96906	84	5	NS25190801	96906	82	4
NS21045-3	96906	17	10	NS25190801X10	96906	69	11
NS21045-3	96906	30	3	NS25190801X16	96906	69	15
NS21045-3	96906	30	6	NS25190810X13	96906	69	12
NS21045-3	96906	30	8	NS25190810	96906	69	13
NS21045-3	96906	47	1	NS25190810	96906	69	14
NS21045-3	96906	90	5	NS25190810	96906	83	9
NS21045-4	96906	61	1	NS2519082	96906	85	2
NS21045C3	96906	29	64	NS25196-1	96906	76	20
NS21045C3	96906	41	18	NS25213	96906	75	8
NS21045C4	96906	56	2	NS25224-1	96906	76	15
NS21045C4	96906	58	1	NS25226-2-2	96906	79	41
NS21045C4	96906	60	4	NS25226-2-3	96906	79	48
NS2108R1452S	96906	9	6	NS25226-4-3	96906	69	4
NS21208C04-15	96906	46	18	NS25231	96906	75	8
NS21208C0615	96906	29	205	NS25331-3-313	96906	75	7
NS21208C0620	96906	29	190	NS25331-9-313	96906	75	7
NS21208C08-15	96906	46	19	NS25487-12	96906	17	60
NS21208C0810	96906	29	191	NS27977-18	96906	1	1
NS21208C0810	96906	46	17	NS27977-28	96906	1	2
NS21208C0820	96906	62	29	NS27977-228	96906	1	156
NS21208C1-10	96906	65	89	NS27977-38	96906	1	3
NS21208C1-15	96906	62	31	NS28080-1	96906	88	4
NS21208C1-15	96906	65	40	NS28054-1	96906	44	1
NS21208C1-15	96906	65	88	NS28059-11	96906	88	3
NS21208C1-20	96906	29	204	NS28714-6-8288	96906	25	63
NS21208C1-20	96906	62	14	NS28741-4-8088	96906	25	81
NS21208C4-10	96906	62	83	NS28741-4-8358	96906	25	25
NS21208C4-15	96906	65	53	NS28741-482	96906	26	8
NS21208C4-20	96906	62	38	NS28741-4-8184	96906	25	59
NS21208F4-10	96906	64	17	NS28741-6-3888	96906	25	58
NS21208F3-10	96906	29	189	NS29312-2	96906	29	20

SECTION IV. INDEX-FEDERAL STOCK NUMBER AND REFERENCE NUMBER
CROSS-REFERENCE TO FIGURE AND ITEM NUMBER (Continued)

REFERENCE NO	NPG CODE	FIG NO	ITEM NO	REFERENCE NO	NPG CODE	FIG NO	ITEM NO
MS29512-3	96906	29	44	MS91428	96906	77	9
MS29512-4	96906	17	64	MS91428	96906	79	6
MS29512-4	96906	29	30	MS91430-250KK	96906	79	8
MS29512-4	96906	29	35	MS91430-500KK	96906	79	3
MS29512-4	96906	29	38	MODEL 3	12670	8	3
MS29512-5	96906	29	162	MS20365-1032	96906	57	9
MS29512-6	96906	29	42	MS66000-4-0262	00624	17	15
MS29513-10	96906	29	50	MS66000-4-0560	00624	41	4
MS29513-10	96906	29	67	MS66000-6-0106	70128	41	9
MS29513-11	96906	29	141	MS66301-4-0154	00624	25	54
MS29513-12	96906	29	143	MS66301-6-0060	00624	41	1
MS29513-12	96906	76	19	NAS1023A3	80205	1	39
MS29513-12	96906	77	24	NAS1023A3	80205	1	71
MS29513-128	96906	24	17	NAS1023A3	80205	1	196
MS29513-14	96906	29	145	NAS1027A3	80205	1	269
MS29513-14	96906	88	48	NAS1031A08	80205	80	13
MS29513-14	96906	88	54	NAS1031A3	80205	1	51
MS29513-16	96906	29	146	NAS1031A3	80205	1	89
MS29513-16	96906	75	11	NAS1031A3	80205	1	102
MS29513-22	96906	75	6	NAS1031A3	80205	1	113
MS29513-24	96906	29	147	NAS1031A3	80205	1	139
MS29513-25	96906	29	148	NAS1031A3	80205	1	147
MS29513-26	96906	29	149	NAS1031A3	80205	1	162
MS3100R18-45	96906	15	24	NAS1031A3	80205	1	177
MS3100R20-21P	96906	9	13	NAS1031A3	80205	1	212
MS3102R1456S	96906	66	21	NAS1031A3	80205	1	215
MS3102R20-29P	96906	68	19	NAS1031A3	80205	1	227
MS3102R22-14S	96906	15	3	NAS1031A3	80205	1	229
MS3102R20-21P	96906	13	1	NAS1031A3	80205	1	239
MS3102R36-10P	96906	12	1	NAS1031A3	80205	1	241
MS3106R1456S	96906	9	12	NAS1031A3	80205	1	255
MS3106R18-4P	96906	23	1	NAS1031A3	80205	1	258
MS3106R18-9S	96906	15	21	NAS1031A3	80205	1	266
MS3106R20-29S	96906	15	6	NAS1031A3	80205	26	43
MS3106R20-21S	96906	15	1	NAS1031A3	80205	34	22
MS3106R36-10S	96906	15	5	NAS1031A3	80205	54	9
MS3108R12-5S	96906	15	25	NAS1031A3	80205	67	11
MS3108R12-5S	96906	23	7	NAS1031A3	80205	80	7
MS3108R1253S	96906	9	10	NAS1031A3	80205	80	14
MS3108R1456S	96906	9	7	NAS1031A3	80205	80	17
MS3108R1456P	96906	15	9	NAS1031A3	80205	80	18
MS3108R1457S	96906	9	9	NAS1031A4	80205	1	178
MS3108R20-16S	96906	15	2	NAS1031A4	80205	1	191
MS3108R20-27S	96906	15	8	NAS1031A4	80205	1	247
MS3108R20-29P	96906	15	7	NAS1031A4	80205	34	20
MS35000-1	96906	16	8	NAS1031A4	80205	41	33
MS35047	96906	77	10	NAS1031A6	80205	34	18
MS35333-93	96906	76	18	NAS10310A3	80205	41	34
MS35333-93	96906	77	25	NAS1032A3	80205	1	234
MS35333-93	96906	79	2	NAS1032A3	80205	67	12
MS35333-93	96906	79	5	NAS103244	80205	1	270
MS35333-93	96906	79	7	NAS1032C3	80205	90	29
MS35337-100	96906	69	2	NAS120C108108	80205	25	43
MS35337-100	96906	79	36	NAS1201C108108	80205	25	75
MS35337-101	96906	69	22	NAS1201C10888	80205	90	20
MS35337-103	96906	69	8	NAS43003-16	80205	25	16
MS35337-103	96906	70	3	NAS43003-16	80205	93	12
MS35337-43	96906	20	4	NAS43004-38	80205	26	15
MS35337-84	96906	66	12	NAS50-100	80205	52	14
MS35489-12	96906	7	16	NAS50-112	80205	62	104
MS35489-124S	96906	22	9	NAS50-143	80205	44	27
MS35489-20	96906	16	15	NAS51-50	80205	52	17
MS35489-46S	96906	22	8	NAS51-98P	80205	62	99
MS35489-7	96906	7	14	NAS552-40	80205	29	39
MS35489-7	96906	17	61	NAS620-6	80205	82	17
MS35645-1	96906	37	1	NAS620C4	80205	88	7
MS900R4-15	96906	84	1	NAS620C4	80205	77	2
MS9033-27	96906	65	27	NAS620C6	80205	88	1
MS9088-6	96906	57	6	NAS620C6	80205	88	37
MS9088-7	96906	57	10	NAS68043	80205	65	9

SECTION IV. INDEX-FEDERAL STOCK NUMBER AND REFERENCE NUMBER
CROSS-REFERENCE TO FIGURE AND ITEM NUMBER (Continued)

REFERENCE NO	MFG CODE	FIG NO	ITEM NO	REFERENCE NO	MFG CODE	FIG NO	ITEM NO
NAS682A3	80205	65	10	S8057AJ5	99193	65	22
NAS682A4	80205	65	10	S8057AJA	99193	65	23
NAS696A3	80205	1	193	S8057AP100	99193	64	4
NAS7055A	80205	12	12	S8057AP114	99193	29	31
NASH10A	88044	4	13	S8057AP117	99193	29	63
NA96OC10	88044	1	37	S8057AP117	99193	29	126
ND15750-001	03611	88	40	S8057AP14	99193	52	7
ND37001-001	03611	88	41	S8057AP15	70210	48	6
NFT109-5	14655	93	6	S8057AP151	99193	52	2
NFT116-3	09023	93	1	S8057AP174	99193	29	51
NK3-4	02615	62	45	S8057AP174	99193	29	112
NK500-6-8	02615	46	60	S8057AP185	99193	29	87
NK500C5-5	02615	46	65	S8057AP19	99193	41	28
NK500C8-7	02615	46	23	S8057AP19	99193	52	16
NK500C9-8	02615	46	22	S8057AP210	99193	29	99
NK501-10-6	02615	62	8	S8057AP4	99193	29	96
NK503-10-10	02615	62	9	S8057AP4	99193	33	4
NK503-10-16	02615	62	11	S8057AP5	99193	29	71
NK503-10-8	02615	62	12	S8057AP5	99193	29	81
NK503-0-10	02615	45	2	S8057AP5	99193	29	93
NK503-8-7	02615	46	23	S8057AP5	99193	29	111
NK503-8-8	02615	46	22	S8057AP5	99193	33	9
N402P9C5	11083	66	2	S8057AR153	99193	29	121
N803P904	11083	66	29	S8057AV288	99193	65	68
PNW207PPF556731	21335	66	45	S8057A130	70210	65	13
PT96EO-35	77820	23	14	S8057A20	70210	56	8
PN5470	77342	79	23	S8057K117	99193	62	79
P200835-3M4P	49367	82	5	S8057K121	70210	46	24
Q5100M485	08484	4	3	S8057K146	99193	46	59
Q5100M445	08484	4	1	S8057K220	99193	64	6
Q5100M445	04884	4	4	S8057K5	72599	62	20
Q5200M285	08484	90	3	S8057L104	99193	29	138
Q5200M885	08484	90	1	S8079-4R	70210	29	46
RA297589	83324	65	55	S8079-4R	70210	29	74
RC326F102J	09214	12	11	S8079-4R	70210	29	107
RD206588	83324	65	52	S8099-1-1105	70210	48	10
RH10-2-3K	91637	77	23	S8126C16-65-12A	99193	49	5
RH10-2K	91637	77	22	S815-7C82-032	70210	20	40
RLR24587	83324	62	23	S815AN8-0-750	99193	59	11
RL24585	83324	62	21	S8150010-10P	99193	62	68
RL24587	83324	52	26	S8150010-8P	99193	62	88
RL24587	83324	65	42	S81500416C10E	99193	59	23
RL24587	83324	65	86	S8151010-8P	70210	62	32
RL28588	83324	20	2	S81510416C4E	99193	38	1
RL28588	83324	65	51	S8152A821-0-380	99193	52	25
RL33589	83324	65	54	S8152A10-0-160	99193	65	38
RL38589	83324	62	16	S8152A60-0-360	99193	64	15
RNF100X18710X1	08795	23	9	S8152C16-0-950	99193	59	16
RL1375	80765	19	3	S8152C4-0-190	70210	52	38
RM300-161	89214	23	13	S8152C6-0-640	99193	62	72
R306586L	83324	20	7	S8152850-0-180	99193	62	41
R3085810	83324	62	17	S8152817-0-625	99193	62	67
SC245-3-920A	99057	29	203	S8152883-0-420	99193	62	92
SFA101-95A12A	83324	52	27	S8152M19-1-250	99193	65	44
SF101-95A10A	83324	65	43	S8152M6-0-100	99193	52	24
SF101-95A12A	83324	62	24	S8152M71-0-590	99193	29	114
SF101-95A12A	83324	65	87	S8152M8-1-250	99193	46	61
SF101-95A18A	83324	62	19	S8152M80-0-200	99193	29	19
SRX348LK	90484	16	5	S8152M80-0-200	99193	29	209
SRX348LK	90484	16	6	S8152P4-0-195	99193	52	35
SRX348LK	90484	16	7	S8153-7-805	70210	46	33
SRX348RD	90484	16	6	S8153-7-010	70210	46	33
S1665CA	82121	76	5	S8154-107C020	99193	24	140
S8057AM147	99193	58	2	S8154-116-815	70210	20	37
S8057AM147	99193	58	2	S8154-127C802	99193	46	38
S8057AJ121	99193	65	75	S8154-127C805	70210	46	38
S8057AJ13	99193	65	20	S8154-154C805	70210	62	93
S8057AJ14	99193	65	19	S8154-154C802	70210	62	93
S8057AJ166	99193	65	18	S8154-155C802	99193	62	58
S8057AJ189	99193	65	78	S8154-8-885	70210	46	43

SECTION IV. INDEX-FEDERAL STOCK NUMBER AND REFERENCE NUMBER
CROSS-REFERENCE TO FIGURE AND ITEM NUMBER (Continued)

REFERENCE NO	MPG CODE	FIG NO	ITEM NO	REFERENCE NO	MPG CODE	FIG NO	ITEM NO
S8154-6-010	70210	46	43	S8832A790	99193	10	6
S8154-79-010	70210	19	12	S8832A790	99193	10	7
S8154-86C005	70210	20	32	S884082P1	99193	29	9
S8154-86C010	70210	20	32	S884283P1	99193	46	51
S8156F29-032C	70210	46	44	S8969C2-130	99193	10	25
S8157AE49-12	99193	62	48	S8969C2-134	99193	10	24
S8157N248-020A	99193	46	36	S8969C2-134	99193	10	26
S8157N248-050A	72599	46	36	S8969C2-140	99193	10	17
S8157F27-032	99193	88	17	S8969C2-140	99193	10	18
S8157M33-025	99193	46	46	S8969C2-140	99193	10	20
S8157N10-016	99193	29	102	S8969C2-164	99193	10	14
S8157N10-032	99193	29	102	S8969C2-164	99193	10	15
S8157N154-016	99193	29	171	S8969C2-164	99193	10	21
S8157N175-032	99193	57	7	S8969C2-164	99193	10	22
S8157N19-030	99193	62	40	S8969C2-164	99193	10	23
S8157N229-020	99193	29	123	S8969C2-180	99193	10	1
S8157N229-062	99193	29	123	S8969C2-180	99193	10	2
S8157N232-002	99193	29	3	S8969C2-180	99193	10	4
S8157N232-002	99193	29	129	S8969C2-184	99193	10	8
S8157N232-010	99193	29	3	S8969C2-184	99193	10	9
S8157N232-010	99193	46	45	S8969C2-190	99193	10	3
S8157N232-020	99193	29	3	S8969C2-414	99193	10	16
S8157N28-032	99193	29	136	S8969C2-440	99193	10	19
S8157N391-002	99193	29	174	S8969C2-450	99193	10	27
S8157N391-005	99193	29	174	S8969C2-494	99193	10	10
S8157N58-016	99193	29	173	S8969C2-494	99193	10	11
S8157N58-032	70210	29	173	S8969C2-494	99193	10	12
S8157N74-032	99193	59	24	S8969C2-494	99193	10	13
S8164-33	70210	52	18	S8969C2-570	99193	10	5
S8168-7C0750P	99193	47	3	TA17180T4	99193	17	45
S8171AD102	99193	65	74	TA17180D10T	99193	17	54
S8171AD24	99193	65	83	TA17180D105T	99193	7	9
S8171K11	70210	62	84	TA17180D12X	84971	25	62
S8171K14	99193	50	5	TA17180D14X	84971	78	8
S8171K15	72599	18	7	TA17180D17X	84971	11	1
S8171K27	70210	47	9	TA17180D3X	84971	11	2
S8171K27	70210	49	2	TA17180D4T	99193	7	2
S8192-208007	70210	20	20	TA17180D4T	99193	17	39
S8265	70210	20	18	TA17180D4X	84971	11	5
S8265	99193	29	8	TA17180D5T	99193	7	4
S8294-1	70210	48	9	TA17180D5T	99193	17	12
S8297-10	70210	59	4	TA17180D5X	84971	22	7
S8304-1	99193	19	1	TA17180D6X	84971	11	4
S8304-1	70210	20	17	TA17180D6X	84971	22	1
S8316AD4	99193	17	34	TA17180D6X	84971	78	12
S8316AD4	99193	33	8	T0808-15	74063	79	27
S8316AD6	99193	17	56	TG6000	78741	1	21
S8316AD6	99193	52	42	TG6000	78741	1	61
S8316AH4	99193	17	65	TG6000	78741	1	111
S8316A4	99193	17	47	TS10013	91927	76	7
S8316A4	99193	17	50	TS10013	91927	88	57
S8316A4	99193	17	58	TS10020	91927	76	8
S8316K12	70210	17	9	TS10381	91927	76	10
S8316K16	70210	62	34	TWC1S1EC8	09023	93	8
S8316K4	99193	17	14	TY3	59730	9	18
S8316K6	99193	17	25	TY3	59730	12	5
S8316K6	99193	50	20	TY3	59730	13	5
S8316K8	99193	17	3	TY3	59730	15	12
S8324A10-8	99193	29	196	TY42	59730	9	11
S8324A14-10	99193	29	192	TY5	59730	12	4
S8324A6-5	99193	29	194	TY5	59730	13	4
S8324A7-6	70210	29	193	TY5	59730	15	13
S8324A8-12	99193	29	210	TY5	59730	23	3
S8324A8-6	99193	29	195	V3-19	91929	46	47
S8370-1	70210	48	2	V3-21	91929	46	49
S8401P6-8	99193	29	86	X50T	78553	88	5
S8484-10-2800	99193	9	16	X50T	78553	88	23
S8484-10-2800	99193	9	19	YAEV2CL	09922	18	3
S8805CA19-44	99193	29	109	YAEV2CL	09922	85	1
S880882-9	99193	42	1	YAEV2CL1	09922	18	2

SECTION IV. INDEX-FEDERAL STOCK NUMBER AND REFERENCE NUMBER
CROSS-REFERENCE TO FIGURE AND ITEM NUMBER (Continued)

REFERENCE NO	MFG CODE	FIG NO	ITEM NO	REFERENCE NO	MFG CODE	FIG NO	ITEM NO
YAEV25L	09922	69	9	13207E3763-21	99193	80	23
YAEV25L	09922	69	11	13207E3763-23	99193	80	24
YAEV25L	09922	69	12	13207E3763-31	99193	80	20
YAEV25L	09922	69	15	13207E3764-3	99193	78	10
YAEV25L	09922	82	1	13207E3767-19	99193	88	32
YAV2CL	09922	16	5	13207E3767-21	99193	88	28
YAV2CL	09922	16	6	13207E3767-3	99193	88	35
YAV2CL2	09922	16	5	13207E3767-5	99193	88	29
YAV2CL2	09922	16	6	13207E3768-2	99193	87	3
YAV2CL2	09922	16	7	13207E3771-15	99193	1	118
YE1216	09922	9	8	13207E3771-17	99193	1	110
038054	00989	29	32	13207E3771-19	99193	1	106
05950-1	74063	81	10	13207E3771-21	99193	1	107
0991806	80201	52	15	13207E3771-3	99193	1	119
I-1-2M	08795	82	3	13207E3771-5	99193	1	116
I-2745-7-1	86768	36	9	13207E3774	99193	1	145
10-24NC2X3-8	86768	36	10	13207E3776-1	99193	53	2
10-24NC2X3-8	86768	36	10	13207E3778-5	99193	1	262
10-24TAP	82121	76	4	13207E3778-7	99193	1	261
1007	44655	88	47	13207E3778-9	99193	1	263
10283461P1	01526	68	1	13207E3781-1	99193	55	
10283461P5	01526	68	2	13207E3781-3	99193	55	3
103-4001-1331	72619	23	5	13207E3781-7	99193	55	2
107996-60	99193	38	3	13207E3781-9	99193	55	4
107997-6	99193	39	2	13207E3785-11	99193	1	143
10992-1	74063	72	10	13207E3785-13	99193	1	103
115107-24	99193	29	101	13207E3785-7	99193	1	141
1185-3CNX380	91767	52	39	13207E3785-9	99193	1	142
1185-3CNX88	91767	65	41	13207E3786-1	99193	1	160
1191-3CNX285	91767	62	73	13207E3787-1	99193	1	235
12-1836-1-4	86768	36	11	13207E3787-5	99193	1	240
12-1836-1-4	86768	36	11	13207E3795	99193	90	9
12349-4	99193	88	12	13207E3797-1	99193	26	6
12346-1	74063	81	6	13207E3798-3	99193	1	179
12695-1	74063	81	42	13207E3799-1	99193	1	244
1288354P3	24446	66	38	13207E3802-11	99193	14	2
12925-1	74063	73	9	13207E3802-3	99193	69	27
13206E4532-2	99193	8	10	13207E3802-5	99193	69	26
13206E4533-2	99193	79	31	13207E3803-3	99193	69	20
13206E4590-1	99193	77	6	13207E3803-5	99193	69	28
13206E4593-1	99193	88	42	13207E3808	99193	71	5
13206E4599-1	99193	77	5	13207E3809-11	99193	1	172
13207E3499-3	99193	1	246	13207E3809-13	99193	1	205
13207E3738-1	99193	1	251	13207E3809-15	99193	1	206
13207E3739-3	99193	1	252	13207E3809-17	99193	1	207
13207E3739-5	99193	1	253	13207E3809-19	99193	77	16
13207E3739-6	99193	1	254	13207E3809-21	99193	77	13
13207E3743-3	99193	74	3	13207E3809-23	99193	88	27
13207E3744-1	99193	77		13207E3809-25	99193	88	31
13207E3744-21	99193	77	17	13207E3809-27	99193	1	208
13207E3744-27	99193	77	14	13207E3809-29	99193	1	170
13207E3744-5	99193	77	12	13207E3809-3	99193	1	168
13207E3748-1	99193	88	55	13207E3809-5	99193	1	173
13207E3749	99193	4	2	13207E3809-7	99193	1	171
13207E3750	99193	4	5	13207E3809-9	99193	1	169
13207E3753-9	99193	1	86	13207E3813-27	99193	86	2
13207E3756-19	99193	1	128	13207E3816	99193	89	3
13207E3756-20	99193	1	129	13207E3820-1	99193	16	6
13207E3756-21	99193	1	122	13207E3820-16	99193	16	7
13207E3756-23	99193	1	134	13207E3820-17	99193	69	11
13207E3756-5	99193	1	135	13207E3820-19	99193	69	15
13207E3756-7	99193	1	133	13207E3820-21	99193	70	8
13207E3756-9	99193	1	125	13207E3820-23	99193	70	13
13207E3759	99193	26	31	13207E3820-24	99193	69	12
13207E3762-1	99193	1	201	13207E3820-27	99193	71	1
13207E3763-11	99193	80	5	13207E3820-28	99193	71	8
13207E3763-13	99193	80	8	13207E3820-29	99193	70	4
13207E3763-15	99193	80	2	13207E3820-3	99193	18	1
13207E3763-17	99193	80	21	13207E3820-30	99193	70	32
13207E3763-19	99193	80	22	13207E3820-31	99193	70	12

SECTION IV. INDEX-FEDERAL STOCK NUMBER AND REFERENCE NUMBER
CROSS-REFERENCE TO FIGURE AND ITEM NUMBER (Continued)

REFERENCE NO	MFG CODE	FIG NO	ITEM NO	REFERENCE NO	MFG CODE	FIG NO	ITEM NO
13207F3820-32	99193	70	5	13208E8951-3	99193	1	30
13207E3820-33	99193	70	11	13208E8951-5	99193	1	26
13207F3820-34	99193	70	10	13208E8951-9	99193	1	13
13207E3820-35	99193	70	7	13208E8960-1	80684	90	27
13207E3820-39	99193	69	10	13208E8961-1	99193	1	6
13207E3820-5	99193	18	4	13208E8961-1	76530	1	174
13207E3820-8	99193	69	9	13208E8963	99193	1	210
13207E3821	99193	1	259	13208E8964-1	99193	69	29
13207F3825-2	99193	15		13208E8965-3	99193	90	23
13207E3827-2	99193	84	6	13208E8965-33	99193	90	22
13207E3831-1	99193	37		13208E8965-35	99193	90	21
13207F3831-11	99193	37	9	13208E8967-1	99193	1	
13207E3831-2	99193	26	49	13208E8967-3	99193	1	216
13207F3831-3	99193	37	14	13208E8968	99193	14	1
13207F3831-5	99193	37	5	13208E8970-5	99193	1	99
13207E3831-61	99193	37	10	13208E8970-9	99193	1	97
13207F3831-65	99193	37	6	13208E8971-17	99193	90	14
13207E3831-7	99193	37	2	13208E8971-21	99193	90	13
13207E3833-2	99193	77	8	13208E8971-3	99193	90	15
13207E3836-2	99193	34		13208E8972-3	99193	1	148
13207E3836-25	99193	34	5	13208E8973-3	99193	90	4
13207F3836-27	99193	34	16	13208E8973-5	99193	90	2
13207E3836-29	99193	34	12	13208E8974-17	99193	1	40
13207F3836-31	99193	34	13	13208E8974-17	99193	1	72
13207E3836-33	99193	34	17	13208E8974-19	99193	1	46
13207F3836-35	99193	34	6	13208E8974-19	99193	1	80
13207F3837-11	99193	1	268	13208E8974-21	99193	1	41
13207E3837-19	99193	1	267	13208E8974-21	99193	1	74
13207E3837-45	99193	67	9	13208E8974-23	99193	1	34
13207F3837-9	99193	88	24	13208E8974-23	99193	1	66
13207E3843-1	99193	77	7	13208E8974-25	99193	1	77
13207E3844-1	99193	82	20	13208E8974-3	99193	1	68
13207F3844-11	99193	83	6	13208E8974-3	99193	1	82
13207F3844-13	99193	83	5	13208E8974-5	99193	1	47
13207F3844-3	99193	83	4	13208E8974-5	99193	1	81
13207E3844-5	99193	83	10	13208E8975	99193	70	14
13207F3844-7	99193	83	8	13208E8976-11	99193	70	17
13207F3844-9	99193	83	7	13208E8976-13	99193	70	16
13207F3845-1	99193	26	33	13208E8976-5	99193	70	19
13207E3846-1	99193	26	47	13208E8976-7	99193	70	18
13207E3847-1	99193	12	17	13208E8976-9	99193	70	15
13207F3848-7	99193	1	98	13208E8977-2	99193	1	225
13207E3849-3	99193	26	44	13208E8978-13	99193	1	106
13207E3849-5	99193	26	41	13208E8978-15	99193	1	189
13207F3850-1	99193	88	39	13208E8978-19	99193	1	185
13207E6763-2	99193	79	28	13208E8978-3	99193	1	192
13207E758-1	99193	25	52	13208E8978-7	99193	1	187
13207E8302-7	99193	69	25	13208E8981-11	99193	70	23
13207E8302-9	99193	69	24	13208E8981-13	99193	70	24
13208E8940-1	99193	67	14	13208E8981-15	99193	70	25
13208E8941-1	99193	6		13208E8981-17	99193	70	31
13208E8941-3	99193	6	6	13208E8981-19	99193	70	29
13208E8941-67	99193	6	5	13208E8981-21	99193	70	27
13208E8942-1	99193	86	6	13208E8981-23	99193	70	20
13208E8943	99193	41	35	13208E8981-25	99193	70	21
13208E8944-17	99193	4	8	13208E8981-27	99193	70	22
13208E8944-3	99193	4	9	13208E8981-29	99193	70	9
13208E8945	99193	41	20	13208E8981-3	99193	70	6
13208E8946-11	99193	1	19	13208E8981-31	99193	71	4
13208E8946-13	99193	1	20	13208E8981-5	99193	70	30
13208E8946-37	99193	1	52	13208E8981-7	99193	70	28
13208E8946-5	99193	1	56	13208E8981-9	99193	70	26
13208E8946-7	99193	1	55	13208E8982-3	99193	1	233
13208E8948-23	99193	1	221	13208E8982-5	99193	1	231
13208E8948-25	99193	1	220	13208E8982-7	99193	1	232
13208E8948-3	99193	1	222	13208E8983-3	99193	1	213
13208E8950-11	99193	1	4	13208E8985-11	99193	3	27
13208E8950-5	99193	1	4	13208E8985-13	99193	3	19
13208E8950-7	99193	1	4	13208E8985-15	99193	3	7
13208E8950-9	99193	1	4	13208E8985-19	99193	3	24

SECTION IV. INDEX-FEDERAL STOCK NUMBER AND REFERENCE NUMBER
CROSS-REFERENCE TO FIGURE AND ITEM NUMBER (Continued)

REFERENCE NO	MPG CODE	FIG NO	ITEM NO	REFERENCE NO	MPG CODE	FIG NO	ITEM NO
1320E8905-25	99193	3	25	13213E4479-1	99193	26	36
1320E8905-27	99193	3	22	13213E4480-1	99193	26	4
1320E8905-29	99193	3	14	13213E4483-1	99193	26	10
1320E8905-3	99193	1	243	13564-2	74063	81	1
1320E8905-31	99193	3	13	14169-3-95	11139	15	22
1320E8905-33	99193	3	12	14428-3	74063	81	39
1320E8905-37	99193	3	3	14580-2	74063	81	15
1320E8905-45	99193	3	9	14895-2	74063	81	34
1320E8905-5	99193	1	242	149E316	35918	86	19
1320E8905-51	99193	3	10	15-4	94452	36	14
1320E8905-51	99193	3	26	151581	70210	40	7
1320E8905-53	99193	3	8	152050	70210	47	11
1320E8905-53	99193	3	23	15382-1	74063	81	41
1320E8905-57	99193	3	11	15784-1	74063	81	39
1320E8905-7	99193	3		15934-1	74063	73	4
1320E8905-9	99193	3		15935-1	74063	73	1
1320E8907-11	99193	1	199	15949-1	74063	81	29
1320E8907-3	99193	1	196	15951-1	74063	81	40
1320E8907-5	99193	1	200	15964-1	74063	72	19
1320E8907-7	99193	1	198	15991-10	74063	72	16
1320E8907-9	99193	1	197	15992-10	74063	81	37
1320E8909-2	99193	35	4	15999-10	74063	73	5
1320E971-19	99193	90	12	16802-1	74063	72	1
1320E9951-7	99193	1	27	16802-1	74063	72	11
1320E9970-7	99193	1	95	16040-1	74063	81	2
13213E4439-3	99193	13	10	16040-2	74063	81	5
13213E4440-3	99193	15	9	16229-1	74063	73	8
13213E4440-5	99193	15	4	17267-10	74063	72	3
13213E4440-5	99193	15	28	17267-10	74063	81	21
13213E4440-5	99193	16	2	180-95002-0254	70128	25	29
13213E4440-7	99193	15	29	18049-600	98625	53	3
13213E4447-1	99193	1		2CM35582	24444	46	
13213E4448-1	99193	1	271	2M682	69214	23	12
13213E4450-3	99193	1	153	20098-9ACA	56878	29	124
13213E4450-5	99193	1	151	20098-90CB	56878	29	61
13213E4450-7	99193	1	154	20610-10	74063	81	11
13213E4450-8	99193	1	150	20611-1	74063	73	11
13213E4450-9	99193	1	152	20617-1	74063	81	18
13213E4451-1	99193	71	3	20623-1	74063	72	7
13213E4451-1	99193	88	61	20623-2	74063	72	8
13213E4451-1	99193	88	61	20624-1	74063	81	25
13213E4452-1	99193	53	5	20625-1	74063	72	6
13213E4452-2	99193	54	4	20628-1	74063	81	9
13213E4452-4	99193	54	2	20631-10	74063	72	20
13213E4452-6	99193	54	3	20640-1	74063	81	32
13213E4453-1	99193	16		20697-10	74063	72	21
13213E4453-12	99193	16	12	20711-1	74063	72	13
13213E4453-13	99193	16	13	20848-10	74063	81	8
13213E4453-13	99193	16	18	20884-1	74063	72	5
13213E4453-15	99193	16	22	20884-1	74063	81	24
13213E4453-17	99193	16	19	20888-1	74063	72	15
13213E4453-19	99193	16	10	20897-10	74063	72	9
13213E4453-27	99193	16	24	21-26	91475	36	13
13213E4453-37	99193	16	20	211-517-9013	99193	47	7
13213E4453-39	99193	16	21	21259-1	74063	72	12
13213E4453-43	99193	16	16	21310-10	74063	81	13
13213E4453-7	99193	16	25	21311-10	74063	81	26
13213E4454-1	99193	86	5	21314-1	74063	72	17
13213E4461-1	99193	39	1	2137	01675	91	19
13213E4462-1	99193	22	10	22A21-68-02	72962	65	7
13213E4463-1	99193	23	4	22BHEX	72619	75	4
13213E4469-1	99193	25	15	22L	72619	75	5
13213E4471-1	99193	26	22	22MKM62	72962	1	24
13213E4472-1	99193	26	13	223-533-9012	99193	46	8
13213E4473-1	99193	25	18	223-579-9001	99193	9	17
13213E4474-1	99193	26	19	228KMR	72619	75	3
13213E4475-1	99193	35	3	23-10-11-12	95222	34	3
13213E4476-1	99193	26	7	2328990P17A	01526	68	24
13213E4477-1	99193	26	39	2328999	01526	68	22
13213E4478-1	99193	26	35	2516	83330	22	5

SECTION IV. INDEX-FEDERAL STOCK NUMBER AND REFERENCE NUMBER
CROSS-REFERENCE TO FIGURE AND ITEM NUMBER (Continued)

REFERENCE NO	MP6 CODE	FIG NO	ITEM NO	REFERENCE NO	MP6 CODE	FIG NO	ITEM NO
26405A	90005	92	5	36A226098P1	24444	64	26
26413	90005	92	2	36A226099P1	01288	64	47
26417A	90005	92	3	36A226101P1	01288	64	14
273824-2	99193	56	10	36A226148G01	24444	64	55
28057AJ77	99193	65	64	36A226149G01	24444	64	56
29-761	15605	88	58	36A226172G01	24444	64	53
293511-2-220	76530	34	8	368508095P1	24444	64	44
293511-2-250	76530	1	16	368508099G01	01288	64	30
293511-2-240	76530	1	84	368508112P1	24444	64	18
293511-3-270	76530	1	100	368508133G01	24444	64	39
293511-3-320	76530	1	15	36X1A	43334	44	3
293511-3-320	76530	1	83	36062	75818	88	46
293511-4-390	76530	1	11	370-050-9083	99193	17	62
3M250-1F	12670	8	4	370081	99193	54	9
305164-1	99193	16	3	370103	99193	59	26
305164-1	99193	90	26	370103-1	99193	59	26
305164-1	72599	8	13	370103-2	99193	59	26
3110-444	51240	36	15	370122	99193	29	33
31307-10	74063	81	20	370137-1	99193	29	57
31878	08779	12	10	370330	99193	88	10
31878	08779	15	27	370343	99193	62	55
31882	08779	12	6	370344	99193	62	54
31882	09922	13	8	370403	99193	29	137
31882	80779	15	26	370405	99193	29	55
31888	00779	12	9	370512-5	99193	17	28
31888	00779	15	18	370512-6	99193	17	16
31888	00779	69	13	370515-4	99193	49	6
31889	00779	12	6	370516	99193	50	6
31889	09922	13	7	370579	99193	62	80
31889	00779	15	14	370681	99193	62	75
31892	00779	15	15	370789-1	99193	59	25
31896	00779	69	13	370808	99193	52	1
31898	00779	9	14	370854	99193	60	2
31898	00779	23	8	370863	99193	64	3
31904	00779	9	5	370899	99193	47	10
31904	80779	23	10	370929-13	99193	45	1
32445	00779	15	19	370941	99193	44	13
32529-1	99193	44	65	371048-1	99193	62	6
32542	00779	12	7	371253	99193	44	37
32542	0992	13	6	371292	99193	62	18
32543	00779	15	30	371570-22	99193	33	3
32543	00779	23	2	371697	99193	44	64
32544	00779	15	16	371728	99193	62	94
32547	00779	15	17	371856-3	99193	62	42
32798	72599	20	49	371959-1	99193	57	4
330-1-875-3-9385	90625	20	19	371959-2	99193	57	4
33373	70210	20	14	371959-3	99193	57	5
33397	70210	20	12	371959-3	99193	59	3
337-501-9002	99193	26	28	371959-4	99193	57	5
34111	00779	9	1	371959-4	99193	59	3
34112	00779	9	2	372080	99193	62	43
358157	99193	29	184	372372	99193	59	12
358165	99193	65	77	372373-1	99193	59	13
358166	99193	65	62	372373-2	99193	59	13
3591-3CNX285	91767	65	57	372373-3	99193	59	13
3591-3CNX285	91767	65	90	372373-4	99193	59	13
3591-4CNX3-8	91767	65	56	372373-5	99193	59	13
36A224355P3	24444	64	32	372373-6	99193	59	13
36A224598P1	24444	64	27	372373-7	99193	59	13
36A224611P1	24444	64	37	372420	99193	62	7
36A224653P16	24444	64	40	372436	99193	33	5
36A225655P1	01288	64	4	372593	99193	2	3
36A225658G01	24444	64	6	372657	99193	59	1
36A225727P1	01288	64	51	372844	99193	17	63
36A226010P1	24444	64	33	373001-10	99193	61	4
36A226010P2	24444	64	34	373003-50	99193	62	39
36A226094P1	30221	64	36	373028	99193	59	27
36A226099P1	24444	64	35	373164-3	99193	44	35
36A226081P1	24444	64	23	373165	99193	44	34
36A226092P1	24444	64	50	373237-50	70210	59	32
31904	80779	23	10	370929-13	99193	45	1
32445	00779	15	19	370941	99193	44	13
32529-1	99193	44	65	371048-1	99193	62	6
32542	00779	12	7	371253	99193	44	37
32542	0992	13	6	371292	99193	62	18
32543	00779	15	30	371570-22	99193	33	3
32543	00779	23	2	371697	99193	44	64
32544	00779	15	16	371728	99193	62	94
32547	00779	15	17	371856-3	99193	62	42
32798	72599	20	49	371959-1	99193	57	4
330-1-875-3-9385	90625	20	19	371959-2	99193	57	4
33373	70210	20	14	371959-3	99193	57	5
33397	70210	20	12	371959-3	99193	59	3
337-501-9002	99193	26	28	371959-4	99193	57	5
34111	00779	9	1	371959-4	99193	59	3
34112	00779	9	2	372080	99193	62	43
358157	99193	29	184	372372	99193	59	12
358165	99193	65	77	372373-1	99193	59	13
358166	99193	65	62	372373-2	99193	59	13
3591-3CNX285	91767	65	57	372373-3	99193	59	13
3591-3CNX285	91767	65	90	372373-4	99193	59	13
3591-4CNX3-8	91767	65	56	372373-5	99193	59	13
36A224355P3	24444	64	32	372373-6	99193	59	13
36A224598P1	24444	64	27	372373-7	99193	59	13
36A224611P1	24444	64	37	372420	99193	62	7
36A224653P16	24444	64	40	372436	99193	33	5
36A225655P1	01288	64	4	372593	99193	2	3
36A225658G01	24444	64	6	372657	99193	59	1
36A225727P1	01288	64	51	372844	99193	17	63
36A226010P1	24444	64	33	373001-10	99193	61	4
36A226010P2	24444	64	34	373003-50	99193	62	39
36A226094P1	30221	64	36	373028	99193	59	27
36A226099P1	24444	64	35	373164-3	99193	44	35
36A226081P1	24444	64	23	373165	99193	44	34
36A226092P1	24444	64	50	373237-50	70210	59	32

SECTION IV. INDEX-FEDERAL STOCK NUMBER AND REFERENCE NUMBER
CROSS-REFERENCE TO FIGURE AND ITEM NUMBER (Continued)

REFERENCE NO	NPG CODE	FIG NO	ITEM NO	REFERENCE NO	NPG CODE	FIG NO	ITEM NO
373344	99193	62	28	399-543-9003	99193	17	40
373374	99193	62	22	399-543-9014	99193	17	13
373444-19	99193	63	4	399-545-9006	99193	17	27
373426	99193	29	176	399-545-9007	99193	17	22
375001-1	99193	51	1	40-26	91475	34	12
375002-1	99193	52	29	444250900-001	01526	68	6
375002-5	99193	52	28	448252647-001	01526	68	26
375002-7	99193	52	29	448252651-001	01526	68	21
375005-10	99193	62	35	448252653-004	01526	68	27
375010-3	99193	88	20	448253311-005	01526	68	4
375032	99193	52	5	448253315-003	01526	68	3
375033-1	99193	43	1	448253342-010	01526	68	23
375078	99193	60	3	451-0	90005	92	6
376092	99193	57	3	46F8	09023	93	7
376094-40	99193	33	7	46785	70210	20	9
376239	99193	29	134	46788	70210	20	8
376313	99193	19	7	473504	72619	89	2
376322	99193	57	17	476285	72450	31	8
376323	99193	57	18	476474	72850	31	9
376439	99193	46	21	476491	72850	31	
376467	99193	52	9	479012	72850	31	2
376741-5	99193	65	92	479130	72850	31	1
376744-7	99193	65	58	479132	72850	31	7
376746	99193	65	73	479135	72850	31	3
376747	99193	65	70	479137	72850	31	4
376749	99193	65	84	479138	72850	31	5
376750	99193	65	85	479139	72850	31	6
376751-7	99193	65	60	483-3-8551-2	86768	25	7
376754-1	99193	65	63	48304	70210	20	10
376754-2	99193	65	63	48312	70210	20	1
376754-3	99193	65	63	48315-3	70210	20	34
376769	99193	19	8	48316-6	70210	20	13
376788	99193	50	18	48321	70210	20	34
376854	99193	41	29	48322	70210	20	26
376878	99193	19	5	48323-5	70210	20	11
376939	99193	65	21	48329-1	70210	20	52
377189	99193	46	49	48330	72599	20	47
377409	99193	40	6	48331	70210	20	24
377412-5	99193	58	5	48332-3	70210	20	44
377413-3	99193	65	11	48332-3	70210	20	90
377423	99193	57	8	48335-1	70210	20	31
377427	99193	30	10	48335-1	70210	20	43
377428-1	99193	65	4	48337	70210	20	25
377428-2	99193	65	5	48346-1	70210	19	13
377429	99193	50	7	5001-86	79136	44	20
377454	70210	65	69	5002-137	79136	64	11
377458	99193	62	56	50227	81321	34	4
378108	99193	46	47	50301014	74063	81	33
378125	99193	17	7	50406031	74063	81	43
378510-1	99193	4	15	50407161	74063	81	3
378704-15	99193	59	14	50408021	74063	81	44
378705	99193	57	14	50408071	74063	72	3
378705-100	99193	57	15	50409071	74063	81	22
378706-1	99193	65	17	5101-31	79136	44	26
378916	99193	64	14	5108-137	79136	64	7
379053-1	99193	57	11	51200040	74063	73	2
379053-2	99193	57	12	51204360	74063	81	35
379053-3	99193	57	13	51205291	74063	73	10
379226	99193	65	28	51206581	74063	81	36
379227-5	99193	65	50	51206731	74063	81	29
379227-7	99193	65	49	51208231	74063	81	27
379353	99193	42	2	51208261	74063	73	6
379392-1	99193	47	4	51208341	74063	81	30
379393-2	99193	59	18	51208641	74063	72	22
394178-6	99193	27	6	51216141	74063	81	31
3958463C59	01526	68	17	51538	81321	34	8
3958463ZF39	01526	68	18	51538	81321	41	30
3958826P128	01526	68	16	515549-1	70210	20	15
399-503-9006	99193	17	55	516816-2	99193	20	39
399-510-9001	99193	17	1	51704161	74063	81	4

**SECTION IV. INDEX-FEDERAL STOCK NUMBER AND REFERENCE NUMBER
CROSS-REFERENCE TO FIGURE AND ITEM NUMBER (Continued)**

REFERENCE NO	MPG CODE	FIG NO	ITEM NO	REFERENCE NO	MPG CODE	FIG NO	ITEM NO
51002011	74063	81	14	445578	99193	29	154
51004021	74063	81	16	645588	99193	29	68
51006031	74063	81	17	665710	99193	29	66
51006070	74063	72	14	665737	99193	29	79
51008011	74063	72	4	665890	99193	29	23
51008011	74063	81	19	666003-5	99193	29	197
51008011	74063	81	23	682-510-9009	99193	63	37
51008021	74063	73	7	684-503-9002	99193	44	48
51608050	74063	72	18	692089-1	99193	64	13
51810011	74063	81	12	692089-2	99193	64	13
52-022-094-0187	72962	20	51	692398-1	99193	63	1
5211	74545	82	11	692398-2	99193	63	1
52262-1	99193	59	9	692506-10	99193	59	29
52263	99193	59	9	692522	99193	64	9
52265	70210	52	48	692545-2	99193	30	7
52266	70210	52	45	692546-2	99193	30	6
52392	99193	59	8	693089-3	99193	64	13
525-518-9001	99193	29	82	693295	99193	65	61
525-532-9009	99193	44	62	693538	99193	62	110
52529	70210	62	57	694004	99193	56	12
5262	74545	82	15	694005	99193	59	2
55239	99193	52	47	694523	99193	27	3
55348	70210	46	5	694524	99193	17	51
561-501-9001	99193	96	11	694527	99193	17	46
561A831VM34	01526	68	7	694528	99193	17	43
561A832ZE27	01526	68	14	694569-1	99193	26	30
561A832ZF27	01526	68	9	694569-1	99193	32	4
561A832ZF27	01526	68	12	694675	99193	17	48
561A832ZF39	01526	68	13	694788-1	99193	17	37
561A832ZF47	01526	68	10	694806-2	99193	29	153
561A832ZF22	01526	68	11	694862-2	99193	29	180
561A8347E22	01526	68	15	695050-1	99193	59	6
569807	90005	92	4	695054-1	99193	7	13
5760	74063	81	7	695077-1	99193	29	179
583-509-9003	99193	17	30	695253-1	99193	29	58
583-509-9004	99193	17	5	695736-1	99193	29	131
583-516-9004	99193	29	142	696098-2	99193	29	106
583-609-9001	99193	17	20	697154-1	99193	65	81
5863964AAP5	24446	66	24	697155-1	99193	65	82
59-022-094-0875	72962	20	33	7024159001	70763	32	1
59FM428	56878	57	1	7024159001	70763	36	1
59687	99193	50	8	70242680028	70763	32	2
6-5	91475	36	16	70242680028	70763	32	3
6-5	91475	36	17	70242680028	70763	36	2
656-30V	72619	23	6	70242680028	70763	36	3
656105120V	24455	75	2	7025812001	70763	93	5
60-40736-24	77820	85	3	7025824001	70763	93	4
600-601-1005	83259	62	69	70851	99193	65	32
600-701-10-05	82359	52	44	70852	70210	65	33
601000-1200140	00624	17	8	70853	99193	65	34
6190040121	70763	93	2	70876	99193	65	30
620-342-6	83259	29	144	70877	70210	65	29
6230120031	70763	93	3	70882	99193	59	19
626-502-9001	99193	62	36	70904	99193	59	5
64-662	96261	79	12	71058	99193	59	7
651-501-9002	99193	62	111	71058-1	99193	59	7
655-533-9003	99193	65	6	71129	70210	61	3
655-533-9005	99193	7	6	71478	99193	59	10
661300	72599	29	157	71871	99193	62	44
662203	99193	29	175	72004	99193	62	96
662204	99193	29	175	72005	99193	62	97
662379	99193	29	160	72042	99193	52	36
662579	99193	29	158	72044	99193	52	34
663081-3	99193	29	201	72045	99193	52	10
663081-4	99193	29	200	72045	99193	52	33
663682	99193	29	59	724-515-9010	99193	9	3
663683	99193	29	60	72537-2	99193	65	71
663817-13	99193	29	211	72595	99193	59	20
664818	99193	29	54	72789	99193	52	37
665577	99193	29	155	72906	99193	62	105
583-509-9004	99193	17	5	695736-1	99193	29	131
583-516-9004	99193	29	142	696098-2	99193	29	106
583-609-9001	99193	17	20	697154-1	99193	65	81
5863964AAP5	24446	66	24	697155-1	99193	65	82
59-022-094-0875	72962	20	33	7024159001	70763	32	1
59FM428	56878	57	1	7024159001	70763	36	1
59687	99193	50	8	70242680028	70763	32	2
6-5	91475	36	16	70242680028	70763	32	3
6-5	91475	36	17	70242680028	70763	36	2
656-30V	72619	23	6	70242680028	70763	36	3
656105120V	24455	75	2	7025812001	70763	93	5
60-40736-24	77820	85	3	7025824001	70763	93	4
600-601-1005	83259	62	69	70851	99193	65	32
600-701-10-05	82359	52	44	70852	70210	65	33
601000-1200140	00624	17	8	70853	99193	65	34
6190040121	70763	93	2	70876	99193	65	30
620-342-6	83259	29	144	70877	70210	65	29
6230120031	70763	93	3	70882	99193	59	19
626-502-9001	99193	62	36	70904	99193	59	5
64-662	96261	79	12	71058	99193	59	7
651-501-9002	99193	62	111	71058-1	99193	59	7
655-533-9003	99193	65	6	71129	70210	61	3
655-533-9005	99193	7	6	71478	99193	59	10
661300	72599	29	157	71871	99193	62	44
662203	99193	29	175	72004	99193	62	96
662204	99193	29	175	72005	99193	62	97
662379	99193	29	160	72042	99193	52	36
662579	99193	29	158	72044	99193	52	34
663081-3	99193	29	201	72045	99193	52	10
663081-4	99193	29	200	72045	99193	52	33
663682	99193	29	59	724-515-9010	99193	9	3
663683	99193	29	60	72537-2	99193	65	71
663817-13	99193	29	211	72595	99193	59	20
664818	99193	29	54	72789	99193	52	37
665577	99193	29	155	72906	99193	62	105

SECTION IV. INDEX-FEDERAL STOCK NUMBER AND REFERENCE NUMBER
CROSS-REFERENCE TO FIGURE AND ITEM NUMBER (Continued)

REFERENCE NO	MFG CODE	FIG NO	ITEM NO	REFERENCE NO	MFG CODE	FIG NO	ITEM NO
73000	99193	29	182	74996	70210	46	66
73055	99193	62	25	74997	99193	46	12
73059	70210	62	10	75036	70210	65	79
73061-2	99193	62	66	75052-1	70210	52	40
73067-1	99193	62	102	75059	70210	52	30
73067-2	99193	62	103	75061	70210	52	12
73081	99193	62	4	75062	99193	52	13
73097	70210	62	1	75068	99193	52	4
73098	99193	62	101	75075	99193	52	3
73099	99193	62	50	75076-30	99193	35	
73176	99193	29	207	75094-7	99193	29	160
73267	99193	62	107	75099	70210	56	4
73268	99193	62	108	75153	99193	56	3
73276	99193	62	2	75157	99193	90	31
73523-1	70210	20	34	75176	99193	29	52
73524	99193	19	11	75262-3	99193	64	16
73563	99193	62	81	75269	99193	64	2
73583	99193	62	26	75274	99193	62	61
73742	99193	62	82	75281	99193	52	31
73744-2	99193	62	90	75331-2	99193	62	86
73749-2	99193	62	65	75333	99193	62	52
73765	99193	29	208	75335	99193	62	89
73776-1	99193	29	165	75339	99193	62	91
73784	70210	62	87	75341	99193	88	9
73799	99193	29	169	75372-3	99193	65	39
73848-2	99193	62	93	75377	70210	65	12
73849	99193	62	98	75404	70210	33	6
73853	99193	62	109	75433	99193	65	47
73874	99193	29	170	75436-9	99193	17	49
73879-2	99193	29	167	75443	99193	29	190
73876	70210	29	161	75445	99193	65	15
73909	99193	33	2	75468	70210	58	4
73939	99193	62	85	75478	99193	59	22
74176-1	70210	65	35	75555	70210	2	5
74176-2	70210	65	35	75556	70210	2	4
74176-3	70210	65	35	75668	99193	19	6
74176-4	99193	65	35	75669	99193	52	32
74176-5	99193	65	35	75679	70210	65	24
74339-4	99193	64	7	75688-1	99193	19	9
74341-2	99193	64	8	75689	99193	19	4
74342	99193	64	10	75692	99193	19	10
74344	99193	62	63	75720-13	99193	62	78
74345	99193	64	5	75723	99193	59	17
74346	99193	64	12	75725-2	99193	47	8
74347	70210	62	62	75735	99193	38	2
74348	99193	62	64	75746-20	99193	57	16
74367-60	99193	50	1	75747	99193	63	3
74594	70210	62	100	75748	70210	58	3
74603	99193	46	4	75833	99193	29	185
74604-1	99193	46	2	75836	99193	29	53
74605	70210	46	1	75838	99193	29	156
74606	99193	46	32	75842	99193	29	16
74607	99193	46	30	75847	99193	29	172
74611	99193	46	53	75857-2	70210	46	6
74614-1	70210	46	55	75858	99193	62	59
74614-2	99193	46	56	75859	99193	61	2
74614-3	70210	46	57	75868	99193	59	21
74623-1	70210	65	25	75880-5	99193	46	16
74639-1	99193	59	30	75883	99193	46	10
74639-2	99193	59	30	75968	99193	62	33
74639-3	99193	59	30	75969	99193	62	47
74641	99193	27	8	75974	70210	62	3
74608	99193	33	1	75975-1	99193	62	49
74607-1	99193	33	10	75975-2	99193	62	49
74947	99193	59	28	75978	70210	62	70
74991	99193	46	7	76039	70210	46	29
74992	99193	46	54	76078-31	99193	7	15
74993	99193	46	40	76149-1	99193	36	5
74994	99193	46	42	76149-1	99193	41	27
74995	70210	46	41	76262-3	99193	62	74

SECTION IV. INDEX-FEDERAL STOCK NUMBER AND REFERENCE NUMBER
CROSS-REFERENCE TO FIGURE AND ITEM NUMBER (Continued)

REFERENCE NO	MFG CODE	FIG NO	ITEM NO	REFERENCE NO	MFG CODE	FIG NO	ITEM NO
76263-5	99193	46	20	856514-2	99193	29	178
76264	99193	46	9	856515	99193	29	88
7628-1	74063	73	3	856517	99193	29	84
76483-7	99193	18	8	856518	99193	29	83
764901	99193	65	76	856519	99193	29	150
76572-2	99193	50	4	856529	99193	29	89
7703	12670	8	5	856564	99193	29	85
7760598	00000	15	23	8705150ACP1	24444	66	22
79NC5-02	72962	65	59	87521-5	70210	48	11
79NC712G01	24444	66	54	904-1427	77308	41	6
79NC786P1	01288	66	5	904-1427	86579	25	5
79NC906G01	30221	66	52	904-1427	86579	25	32
79NC910G01	24444	66	42	904-1427	86579	41	12
79NC917G01	24444	66	18	912-1427	86579	25	8
79NC922P1	24444	66	3	912-1427	86579	41	14
79NC935G01	24444	66	26	9220-4510	00614	79	15
79NC939P1	01288	66	15	9224-4461	00614	79	20
80-537	72619	75	1	9338558P1	01526	68	5
8025-7	92541	50	13	950004-4-0092	00624	25	36
8026	92541	50	9	950004-600095	70128	25	66
8027	92541	50	8	950004-600162	70128	25	65
8125829AAP2	24444	66	19	950004-600210	70128	25	73
8145N8	74063	71	9	950004-600214	70128	25	70
815-254-6	15605	88	56	950004-600280	70128	25	69
8151-2	75361	26	25	950004-600310	70128	25	71
8168647P48	01526	68	25	950004-600330	70128	25	78
8168647P88	01526	68	20	950012-6-0190	00624	25	48
8204-7Y	82121	76	1	950012-6-0294	00624	25	45
854616	05608	28	2	95004-600294	70128	25	33
854924	03608	28	1	956A248P1	24444	66	48
855562	99193	29	166	956A853P1	30221	66	17
855602	99193	29	177	96887-1	99193	39	3
855624-1	99193	29	115	98225	99193	59	15
855626-1	99193	29	130	98292-10-1-050	76530	77	19
855626-2	99193	29	130	98292-11-1-130	76530	88	34
855629	99193	29	110	98292-2-180	76530	1	8
855642	99193	29	183	98292-2-190	76530	1	183
855661-1	99193	29	132	98292-2-240	76530	1	9
855662-1	99193	29	73	98292-2-250	76530	1	105
855663	99193	29	72	98292-3-290	76530	1	121
855694-11	99193	29	105	98292-3-290	76530	1	127
855702	99193	29	25	9947P130	76530	1	188
855746	99193	29	122	99833P130	76530	1	203
855888	99193	29	24	99833P130	76530	34	10
855889	99193	29	37	99836	76530	1	7
855932	99193	29	22	99836	76530	1	14
855933	99193	29	21	99836	76530	1	23
855939-1	99193	29	133	99836	76530	1	93
856094	99193	29	6	99836	76530	1	104
856095	99193	29	2	99836	76530	1	120
856096	99193	29	4	99836	76530	1	126
856098	99193	29	5	99836	76530	1	182
856099	99193	29	120	99836	76530	34	7
856136	99193	29	80	99836	76530	77	18
856145	99193	29	113	99836	76530	88	33
856146	99193	29	113	99867-10	99193	39	1
856160	99193	29	100	99867-11	99193	39	1
856162-1	99193	29	103	99867-12	99193	39	1
856163	99193	29	98	99867-3	99193	39	1
856177	99193	29	113	99867-4	99193	39	1
856274-1	99193	29	26	99867-5	99193	39	1
856286-1	99193	29	92	99867-6	99193	39	1
856321	99193	29	113	99867-7	99193	39	1
856386	99193	29	78	99867-8	99193	39	1
856421	99193	29	113	99867-9	99193	39	1
856427-1	99193	29	95	99947P130	76530	1	124
856428	99193	29	152	99947P130	76530	1	131
856468	99193	29	7	99947P130	76530	1	164
856469	99193	29	181	99947P130	76530	1	167

SECTION IV. INDEX-FEDERAL STOCK NUMBER AND REFERENCE NUMBER
CROSS-REFERENCE TO FIGURE AND ITEM NUMBER (Continued)

PARTS NOT ILLUSTRATED

STOCK NUMBER	PAGE NO	STOCK NUMBER	PAGE NO
1660-025-3493	154	4730-542-2784	55
1730-961-3068	159	4730-546-4098	96
2835-014-4568	4	4730-580-2380	94
2835-014-4568	5	4920-336-0648	158
2835-014-4570	13	4920-717-7019	155
2835-014-4976	13	4920-778-6091	156
2835-014-5011	74	5120-608-4756	155
2835-014-4012	75	5306-014-8494	99
2835-014-5016	75	5306-145-7087	113
2835-014-5558	74	5306-150-9221	139
2835-014-7524	73	5306-151-1426	93
2835-015-0257	109	5306-384-4934	19
2835-015-0264	111	5306-722-0393	19
2835-015-0270	112	5310-061-7326	94
2835-015-0276	15	5310-167-0812	4
2835-015-0277	6	5310-167-0812	139
2835-053-5135	108	5310-167-0834	150
2835-055-1945	87	5310-183-4355	19
2835-323-7175	74	5310-187-2398	96
2835-335-7560	95	5310-275-4311	106
2835-336-6505	88	5310-331-9515	139
2835-340-7685	102	5310-550-5009	43
2835-340-7748	105	5310-550-5009	43
2835-621-1977	103	5310-551-6975	84
2835-630-3966	106	5310-582-8167	60
2835-631-6498	113	5310-623-5989	148
2835-651-4703	103	5310-660-2304	52
2835-676-9950	88	5310-685-6995	90
2835-720-3305	106	5310-754-1717	84
2835-729-5825	93	5310-814-7740	16
2835-757-6832	64	5310-841-5535	119
2835-757-6843	75	5310-903-2552	16
2835-757-6852	107	5315-449-2945	6
2835-878-0108	109	5315-899-2688	75
2835-886-1151	19	5320-117-6938	148
2835-907-0629	100	5320-117-6939	52
2835-927-8531	75	5320-637-5422	147
2910-014-5532	75	5320-754-0822	62
2910-014-7514	76	5330-014-8444	18
2910-757-6839	77	5330-834-6880	94
2920-014-4505	77	5340-815-4930	75
2920-792-3532	51	5340-880-4027	75
2920-888-0591	97	5340-903-5911	75
2925-540-9918	51	5340-903-5913	74
2995-286-9832	106	5905-015-0130	149
3130-014-8386	111	5925-015-0057	140
3130-014-8387	113	5930-633-0214	88
3130-014-8388	113	5930-788-2825	153
4720-904-3279	63	5940-015-0045	116
4730-013-7399	58	5945-842-0016	139
4730-142-2167	65	5970-841-3331	119
4730-142-2167	75	6115-014-5049	151
4730-142-2167	83	6115-014-5521	129
4730-203-2661	56	6115-014-5541	8
4730-203-2661	56	6115-014-5544	2
4730-203-2661	58	6115-014-5544	4
4730-203-3831	45	6115-014-5547	4
4730-222-1912	44	6115-014-5549	11
4730-222-1912	45	6115-014-5550	11
4730-222-1912	46	6115-014-5610	1
4730-222-1912	46	6115-014-5631	150
4730-278-0381	94	6115-014-5635	18
4730-278-6070	83	6115-014-5638	116
4730-287-0289	55	6115-014-5657	140
4730-287-0289	65	6115-014-7249	10
4730-287-0289	65	6115-014-7605	86
4730-287-0289	66	6115-014-7632	13
4730-287-0297	44	6115-014-7638	2
4730-287-0297	47	6115-014-7650	6
4730-302-8641	65	6115-014-8071	9

SECTION IV. INDEX-FEDERAL STOCK NUMBER AND REFERENCE NUMBER
CROSS-REFERENCE TO FIGURE AND ITEM NUMBER (Continued)

STOCK NUMBER	PAGE NO	STOCK NUMBER	PAGE NO
6115-014-8149	7	6115-731-0051	159
6115-014-8157	8	6115-736-4427	108
6115-015-0279	1	6115-872-7778	151
6115-727-2554	37	6620-707-0994	84

REFERENCE NO	MFG CODE	PAGE NO	REFERENCE NO	MFG CODE	PAGE NO
ANS1032N3	80205	52	AN960-6	88044	143
AN3-17A	88044	116	AN960C10L	88044	4
AN3-20A	88044	114	AN960C10L	88944	19
AN3-24A	88044	116	AN960C10L	89044	139
AN3-3A	88044	139	AN960C4L	88044	81
AN3-31A	88044	116	AN960C416	88044	139
AN3-4A	88044	19	AN960C616	88044	117
AN3-5A	88044	40	AN960C616L	88044	19
AN3-5A	88044	132	AN960D4	88044	43
AN3-6A	88044	40	AN960D4	88044	43
AN3-6A	88044	125	AN960PD6L	88044	96
AN4-6A	88044	93	AN961-10	88044	122
AN4045-1	88044	106	A2075	80684	153
AN470A3-4	88044	147	8155F	74063	140
AN500D4-10	88044	81	82072	80684	153
AN502-10-8	88044	116	92094	80684	152
AN507-1032-10	88044	41	C2002	80684	153
AN507-1032-10	88044	126	FAK119937X12	18627	35
AN507-1032-12	88044	41	EAL110028X38	19728	39
AN507-632-10	88044	41	EAL110038	19728	37
AN510-416-20	88044	41	EAL110038-46	19728	40
AN515-4-10	88044	41	EAL110038X10	19728	138
AN515-4-8	88044	41	EAL110038X11	19728	138
AN526-1032-10	88044	120	EAL110038X13	19728	35
AN526-1032-14	88044	139	EAL110038X14	19728	138
AN526-1032-8	88044	41	EAL110038X15	19728	36
AN526-1032-8	88044	117	EAL110038X17	19728	37
AN526-1032-8	88044	139	EAL110038X18	19728	35
AN526-1032-9	88044	139	EAL110038X19	19728	37
AN526C1032-8	88044	19	EAL110038X19	19728	39
AN526C1032-8	88044	97	EAL110038X20	19728	37
AN6CM6A	88044	19	EAL110038X20	19728	137
AN73A6	88044	113	EAL110038X21	19728	35
AN775-6	88044	94	EAL110038X21	19728	39
AN815-6C	88044	94	EAL110038X23	19728	35
AN818-4	88044	44	EAL110038X24	19728	39
AN818-4	88044	45	EAL110038X26	19728	35
AN818-4	88044	46	EAL110038X26	19728	137
AN818-4	88044	46	EAL110038X27	19728	39
AN818-4	88044	46	EAL110038X27	19728	138
AN818-4D	88044	55	EAL110038X29	19728	36
AN818-4D	88044	65	EAL110038X29	19728	39
AN818-4D	88044	65	EAL110038X3	19728	37
AN818-4D	88044	66	EAL110038X30	19728	39
AN818-4D	88044	66	EAL110038X31	19728	138
AN818-6	88044	45	EAL110038X32	19728	34
AN818-6C	88044	56	EAL110038X33	19728	35
AN818-6C	88044	56	EAL110038X33	19728	39
AN818-6C	88044	58	EAL110038X34	19728	39
AN818-6D	88044	65	EAL110038X34	19728	138
AN818-6D	88044	75	EAL110038X35	19728	39
AN818-6D	88044	83	EAL110038X36	19728	39
AN818-8	88044	44	EAL110038X37	19728	36
AN818-8	88044	47	EAL110038X39	19728	39
AN819-6	88044	93	EAL110038X4	19728	35
AN936A7165	88044	130	EAL110038X40	19728	36
AN960-10L	88044	117	EAL110038X40	19728	39
AN960-10L	88044	132	EAL110038X42	19728	37
AN960-10L	88044	139	EAL110038X43	19728	31
AN960-10L	88044	150	EAL110038X44	19728	39
AN960-4L	88044	122	EAL110038X45	19728	39

SECTION IV. INDEX-FEDERAL STOCK NUMBER AND REFERENCE NUMBER
CROSS-REFERENCE TO FIGURE AND ITEM NUMBER (Continued)

REFERENCE NO	MFG CODE	PAGE NO	REFERENCE NO	MFG CODE	PAGE NO
EAL110038X46	19728	36	MILW5086TYPE2	81349	31
EAL110038X47	19728	137	MILW5086TYPE2	81349	31
EAL110038X48	19728	40	MILW5086TYPE2	81349	31
EAL110038X49	19728	40	MILW5086TYPE2	81349	31
EAL110038X52	19728	40	MILW5086TYPE2	81349	139
EAL110038X54	19728	40	MILW5086TYPE2	81349	139
EAL110038X55	19728	40	MILW5086TYPE2	81349	139
EAL110038X59	19728	40	MS16558-601	96906	75
EAL110038X6	19728	36	MS20426AD3-4	96906	16
EAL110038X68	19728	40	MS20426AD3-4	96906	16
EAL110038X7	19728	138	MS20426AD3-4	96906	19
EAL110038X71	19728	37	MS20426AD3-4	96906	116
EAL110038X72	19728	40	MS20426AD3-4	96906	117
EAL110038X75	19728	40	MS20426AD3-4	96906	148
EAL110038X76	19728	40	MS20426AD3-5	96906	52
EAL110038X79	19728	40	MS20426AD3-5	96906	60
EAL110038X8	19728	40	MS20426AD5-4	96906	16
EAL110038X8	19728	137	MS20427-4C8	96906	124
EAL110038X84	19728	40	MS20470AD3-6	96906	16
EAL110038X87	19728	40	MS20470AD4-5	96906	62
EAL110038X94	19728	40	MS20470AD4-6	96906	139
EAL110038X96	19728	40	MS20470AD6-5	96906	16
EAL110038X97	19728	40	MS20470AD6-6	96906	16
EAL110038X98	19728	40	MS20819-4	96906	44
EAL110041X16	19728	35	MS20819-4	96906	45
EAL110041X24	19728	137	MS20819-4	96906	46
EAL110041X25	19728	137	MS20819-4	96906	46
EAL110041X3	19728	37	MS20819-4	96906	46
EAL110041X38	19728	40	MS20819-40	96906	55
EAL110041X4	19728	138	MS20819-40	96906	65
EAL110041X49	19728	37	MS20819-40	96906	65
EAL110041X49	19728	40	MS20819-40	96906	66
EAL110041X49	19728	138	MS20819-40	96906	66
EAL110041X52	19728	40	MS20819-6	96906	45
EAL110041X57	19728	37	MS20819-6C	96906	56
EAL110041X62	19728	37	MS20819-6C	96906	56
EAL110041X7	19728	37	MS20819-6C	96906	58
EAL110038X12	19728	39	MS20819-60	96906	65
EAL110038X120	19728	39	MS20819-60	96906	75
EAL110038X150	19728	39	MS20819-60	96906	83
KO-038	74063	140	MS20819-8	96906	44
MILW5086TYPE2	81349	27	MS20819-8	96906	47
MILW5086TYPE2	81349	27	MS21044C04	96906	81
MILW5086TYPE2	81349	28	MS21044N3	96906	117
MILW5086TYPE2	81349	28	MS21044N3	96906	120
MILW5086TYPE2	81349	28	MS21044N3	96906	125
MILW5086TYPE2	81349	28	MS21044N3	96906	126
MILW5086TYPE2	81349	28	MS21044N3	96906	132
MILW5086TYPE2	81349	28	MS21045-3	96906	94
MILW5086TYPE2	81349	28	MS21045C6	96906	118
MILW5086TYPE2	81349	28	MS21209C0615	96906	75
MILW5086TYPE2	81349	28	MS219190G12	96906	132
MILW5086TYPE2	81349	28	MS219190G14	96906	133
MILW5086TYPE2	81349	28	MS25081-1	96906	130
MILW5086TYPE2	81349	29	MS25082-8	96906	130
MILW5086TYPE2	81349	29	MS2508287	96906	120
MILW5086TYPE2	81349	29	MS25123-2-16	96906	122
MILW5086TYPE2	81349	29	MS25190801X17	96906	120
MILW5086TYPE2	81349	29	MS25190812X36	96906	33
MILW5086TYPE2	81349	29	MS25190812X37	96906	33
MILW5086TYPE2	81349	29	MS25190812X43	96906	33
MILW5086TYPE2	81349	29	MS25190812X47	96906	33
MILW5086TYPE2	81349	29	MS25190818	96906	81
MILW5086TYPE2	81349	30	MS25190818	96906	121
MILW5086TYPE2	81349	30	MS25190818X23	96906	33
MILW5086TYPE2	81349	30	MS25190818X24	96906	34
MILW5086TYPE2	81349	30	MS25190818X27	96906	34
MILW5086TYPE2	81349	30	MS25190818X28	96906	34
MILW5086TYPE2	81349	30	MS25190818X29	96906	34
MILW5086TYPE2	81349	30	MS25190818X34	96906	37

SECTION IV. INDEX-FEDERAL STOCK NUMBER AND REFERENCE NUMBER
CROSS REFERENCE TO FIGURE AND ITEM NUMBER (Continued)

REFERENCE NO	MFG CODE	PAGE NO	REFERENCE NO	MFG CODE	PAGE NO
MS25190818X35	96906	37	S836365-34	99193	90
MS25190818X36	96906	38	S836366-22	99193	89
MS25190818X38	96906	38	S836369-16	99193	90
MS25190818X4	96906	38	TA1718010X	84971	40
MS25190818X40	96906	38	TA1718012X	84971	41
MS25190818X43	96906	38	TA1718012X	84971	125
MS25190818X44	96906	38	TA1718012X	84971	132
MS25190818X45	96906	38	TA1718022X	84971	41
MS25190818X46	96906	38	TA1718022X	84971	125
MS25190818X47	96906	38	TA171805X	84971	41
MS25190818X49	96906	38	TA171807X	84971	41
MS25190818X50	96906	38	TA171808X	84971	41
MS25190818X52	96906	38	TS10013	91927	130
MS25190818X53	96906	38	TS10013	91927	130
MS25190818X55	96906	38	TS10013	91927	130
MS25190818X57	96906	38	TS10013	91927	130
MS25190818X58	96906	38	TS10013	91927	130
MS25190818X59	96906	39	TS10020	91927	130
MS25190818X6	96906	39	TS10020	91927	130
MS25190818X60	96906	39	TS10020	91927	130
MS25190818X73	96906	39	TS10020	91927	130
MS25190818X74	96906	39	TS10020	91927	130
MS2519082X14	96906	123	TS10381	91927	130
MS2519082X16	96906	123	TS10381	91927	130
MS2519082X21	96906	125	TS10381	91927	130
MS2519082X22	96906	121	TS10381	91927	130
MS2519082X25	96906	121	TY3	59730	32
MS2519082X28	96906	123	TY3	59730	34
MS2519082X30	96906	123	TY5	59730	33
MS2519082X36	96906	125	MC61365X73	77772	40
MS2519082X38	96906	48	YAEV2CL	09922	40
MS2519082X39	96906	48	YAEV2CL	09922	121
MS2519082X43	96906	125	YAEV2CL	09922	121
MS2519082X47	96906	123	YAEV2CL	09922	123
MS2519082X67	96906	124	YAEV2CL	09922	123
MS2519082X69	96906	123	YAEV2CL	09922	123
MS2519082X76	96906	123	YAEV2CL	09922	123
MS25213	96906	129	YAEV2CL	09922	123
MS25276-4-2	96906	122	YAEV2CL	09922	123
MS25226-4-5	96906	122	YAEV2CL	09922	123
MS27870-12	96906	81	YAEV2CL	09922	124
MS3106R10SL35	96906	34	YAEV2CL	09922	125
MS35190812X25	96906	33	YAEV2CL	09922	125
MS35190812X26	96906	33	YAEV2CL	09922	125
MS35489-115	96906	60	YAEV2CL1	09922	48
MS35490-612	96906	41	YAEV29L	09922	143
MS1023A3	80205	116	00000000	00000	132
MS1027A4	80205	16	1-2745-7-1	86768	82
MS1031A3	80205	16	10-24TAP	82121	129
MS1031A3	80205	19	105K6	79470	58
MS1031A3	80205	116	111A9930-4	01526	119
MS1031A3	80205	148	111A9976P2	01526	119
MS1031A4	80205	60	111790-7	99193	75
MS1031A6	80205	16	1320UE3837-5	99193	116
MS1032A3	80205	116	13207E3753-1	99193	8
MS5686A3	80205	80	13207E3756-1	99193	8
NFT116-3	99203	78	13207E3756-3	99193	8
S8057AM7	99193	94	13207E3758-3	99193	58
S8057AJ7	99193	94	13207E3763-15	97403	138
S8155N40-0-500	99193	72	13207E3763-15	97403	139
S8154-127C016	70210	90	13207E3763-17	97403	139
S81547N154-032	99193	74	13207F3763-17	97403	139
S8157N10-005	99193	75	13207E3763-19	97403	138
S8157N229-005	99193	75	13207E3763-19	97403	139
S8171K7	99193	106	13207E3763-25	99193	136
S8324A5-5	99193	70	13207E3763-5	99193	137
S8363G1-22	99193	89	13207E3767-1	99193	148
S8363G2-40	99193	90	13207F3771-1	99193	7
S8363G3-22	99193	89	13207E3778-1	99193	16
S8363G4-27	99193	90	13207F3781-5	99193	97

SECTION IV. INDEX-FEDERAL STOCK NUMBER AND REFERENCE NUMBER
CROSS-REFERENCE TO FIGURE AND ITEM NUMBER (Continued)

REFERENCE NO	NFS CODE	PAGE NO	REFERENCE NO	NFS CODE	PAGE NO
13207E3705-3	99193	9	13213E4441-11	99193	81
13207E3705-5	99193	6	13213E4441-13	99193	81
13207E3791-1	99193	139	13213E4441-3	99193	80
13207E3798-1	99193	10	13213E4441-5	99193	81
13207E3813-13	99193	117	13213E4441-7	99193	81
13207E3813-17	99193	117	13213E4441-9	99193	80
13207E3813-21	99193	117	13213E4443-3	99193	52
13207E3813-23	99193	117	13213E4449-11	99193	56
13207E3813-23	97403	117	13213E4473-11	99193	56
13207E3813-23	97403	117	13213E4479-3	99193	62
13207E3813-23	97403	117	13213E4479-5	99193	62
13207E3813-25	99193	117	13213E4480-3	99193	60
13207E3813-29	99193	145	13215E6031-1	99193	55
13207E3813-7	99193	117	13215E6031-3	99193	55
13207E3813-7	97403	117	13419-2	74063	141
13207E3813-9	99193	117	15182-3	74063	140
13207E3813-9	97403	117	15182-4	74063	140
13207E3818-15	99193	117	15183-1	74063	140
13207E3820-11	99193	143	15184-1	74063	141
13207E3820-2	99193	41	15243-10	74063	140
13207E3820-22	99193	121	15243-20	74063	140
13207E3820-26	99193	122	15246-10	74063	140
13207E3820-40	99193	121	15246-20	74063	140
13207E3820-41	99193	121	15878-20	74063	127
13207E3831-57	99193	83	15891-1	74063	127
13207E3831-59	99193	83	15891-1	74063	142
13207E3837-13	99193	16	15894-1	74063	127
13207E3837-15	99193	116	15897-10	74063	127
13207E3837-21	99193	116	15898-1	74063	127
13207E3837-3	99193	116	15902-1	74063	127
13207E3837-3	97403	117	15981-1	74063	140
13207E3837-3	97403	117	15982-1	74063	140
13207E3837-43	99193	118	15990-10	74063	127
13207E3837-5	97403	117	15994-1	74063	126
13207E3837-5	97403	117	15995-2	74063	142
13207E3837-7	99193	15	20620-1	74063	140
13207E3849-1	99193	63	20627-1	74063	140
13208E8943-1	99193	86	20629-1	74063	141
13208E8944-1	99193	18	20673-1	74063	127
13208E8946-1	99193	1	20681-1	74063	127
13208E8948-1	99193	13	20681-1	74063	142
13208E8950-1	99193	1	20692-10	74063	126
13208E8950-3	99193	1	20692-10	74063	142
13208E8951-1	99193	2	20693-10	74063	141
13208E8964-5	99193	154	20880-1	74063	126
13208E8965-1	99193	151	20881-1	74063	126
13208E8965-31	99193	151	20886-10	74063	142
13208E8965-5	99193	151	20889-1	74063	127
13208E8965-7	99193	151	20889-2	74063	142
13208E8970-1	99193	6	21291-1	74063	127
13208E8971-1	99193	150	21291-1	74063	142
13208E8972-1	99193	9	21299-10	74063	143
13208E8974-1	99193	2	21308-10	74063	143
13208E8974-1	99193	4	21309-10	74063	143
13208E8974-25	99193	4	21312-10	74063	143
13208E8974-7	99193	4	2245-02	72962	106
13208E8974-7	99193	5	253300	70210	155
13208E8976-3	99193	124	253426	70210	159
13208E8978-1	99193	11	253562-1	24617	160
13208E8978-5	99193	11	253584	70210	159
13208E8982-1	99193	13	253592	70210	158
13208E8983-1	99193	13	253596	70210	157
13208E8985-17	99193	18	253598	99193	157
13208E8985-43	99193	17	253626-1	99193	157
13208E8989-2	99193	58	253630-1	99193	156
13213E4439-1	99193	35	253648	70210	157
13213E4440-1	99193	37	253674	70210	158
13213E4453-3	99193	43	253676	70210	157
13213E4453-41	99193	43	253678-1	70210	158
13213E4453-5	99193	42	253680	70210	158

SECTION IV. INDEX-FEDERAL STOCK NUMBER AND REFERENCE NUMBER
CROSS-REFERENCE TO FIGURE AND ITEM NUMBER (Continued)

REFERENCE NO	MFG CODE	PAGE NO	REFERENCE NO	MFG CODE	PAGE NO
253687	99193	155	281445-1	99193	156
253752	70210	158	281450-1	99193	160
253754-1	99193	159	281464-1	99193	158
253755	70210	157	281469-1	99193	157
253756-11	70210	160	281475-1	99193	159
253756-8	70210	160	281499-2	99193	158
253756-9	70210	160	281510-1	99193	160
254066	70210	159	281513-1	99193	159
254068	70210	157	281514-1	99193	159
254070	70210	160	281516-1	99193	156
254071	70210	158	281600-1	99193	159
254104	70210	155	281605-2	99193	158
254108	70210	158	281683-1	99193	156
254116	99193	159	281694-1	99193	158
254121-18	99193	156	281700	99193	159
254121-20	70210	156	281743-1	99193	156
254121-21	99193	156	281804-1	99193	156
254222	70210	160	281976-2-1	99193	156
254226	70210	158	281985-1-1	99193	156
254377	70210	158	284049-1-1	99193	160
254377-6	70210	158	284051-1-1	99193	158
254377-9	70210	158	284056-1-1	99193	156
254436	70210	157	284065-1-1	99193	157
257622	70210	157	284066-1-1	99193	157
257640	99193	160	284322-1-1	99193	156
257710	70210	156	284328-1-1	99193	156
257714	99193	157	284329-1-1	99193	156
257944-1	99193	157	284343-1-1	99193	156
257954	70210	159	285541-1-1	99193	158
257962	70210	157	289A613P3	01526	119
258034	70210	155	290993	99193	156
259560	70210	157	30879-2	74063	127
259686-1	70210	160	30881-2	74063	126
259686-2	99193	155	309663-855	86768	82
259800-1	99193	157	310-3-3-855	86768	81
259814-1	70210	159	31888	00779	33
259898	99193	159	31888	07779	120
262724	70210	158	31888	00779	121
263636-2	99193	158	31889	00779	33
263646-2	99193	158	31889	00779	152
264524	70210	155	31892	00779	34
264674	70210	159	31896	00779	120
272413-1	99193	160	31896	00779	121
280173	99193	159	32544	00779	34
280207	99193	157	32544	--880	34
280208	99193	158	32547	00779	34
280209	99193	159	36A226147G01	24446	116
280211	99193	159	369508113P1	24446	117
280241	99193	157	368508127G01	24446	116
280245	99193	158	370136	70210	74
280279-1	99193	156	370331	99193	147
280346	99193	159	370331-3	99193	147
280368	99193	155	370331-5	99193	147
280377-1	99193	155	370512-105	99193	45
280981	99193	159	370512-106	99193	44
280994	99193	159	370687	99193	96
281028	99193	159	371693-1	99193	19
281029	99193	158	371856	99193	103
281069-1	99193	156	372230-7	99193	74
281122	99193	156	372822	99193	103
281134-1	99193	155	373002-3	99193	107
281165	99193	157	373164	99193	88
281270-0-3	99193	159	373223	99193	93
281314	99193	147	373223-1	99193	93
281314-1	99193	157	376740-3	99193	109
281327	99193	155	376741	99193	113
281329	99193	155	376742-1	99193	113
281404-1	99193	159	376744-1	99193	111
281408-1	99193	157	376751-1	99193	111
281421-1	99193	158	377413-100	99193	109

SECTION IV. INDEX-FEDERAL STOCK NUMBER AND REFERENCE NUMBER
CROSS-REFERENCE TO FIGURE AND ITEM NUMBER (Continued)

REFERENCE NO	NPS CODE	PAGE NO	REFERENCE NO	NPS CODE	PAGE NO
377429-3	99193	93	694852-1	99193	75
377869	99193	97	699050-5	99193	99
378125-1	99193	44	7-2444-6-6	86768	82
378703	99193	99	7-2844-1-6	86768	82
378704-1	99193	100	74612-2	99193	87
378704-17	99193	100	74896	99193	85
378916-11	99193	108	75051-1	99193	95
379227	99193	112	75262	99193	100
450-0	90005	154	75276	99193	100
4512	71400	143	75372	99193	113
4515	71400	143	75720-1	99193	106
47072-1	99193	149	75821	70210	92
479136	72050	78	75842-5	99193	65
48311-3	70210	49	75842-52	99193	77
48317	70210	51	75842-9	99193	77
50408011	74063	140	75880	99193	88
50506031	74063	140	75973	99193	102
50900081	74063	127	75976-2	99193	107
5120281	74063	127	75978-5	99193	106
51204391	74063	127	76001-2	99193	102
51208181	74063	142	76262	70210	105
51208541	74063	141	76263	70210	08
51208641	74063	142	083202-1235	72619	129
51615014	74063	141	855563	99193	74
51615032	74063	141	855602-5	99193	75
51806031	74063	140	855643-2	99193	74
51808011	74063	140	855647	99193	75
51808011	74063	142	855653-3	99193	75
52300007	74063	127	855654	99193	75
52300007	74063	142	855654-1	99193	75
540981-1	99193	51	855702-1	99193	66
59633-7	99193	93	855808-1	99193	66
601002-6-0074	70128	63	855932-1	99193	65
650905-1	99193	84	855933-1	99193	65
662202-4	99193	75	855939-5	99193	72
663817-30	99193	77	856365-1	99193	64
665711	99193	73	856427-5	99193	70
665890-1	99193	65	856449-5	99193	76
666007	99193	76	856519-3	99193	75
694524-1	99193	47	9224-4120	35334	139
694527-1	99193	46	99834	76530	6
694528-1	99193	46	99867-1	99193	84
694674-1	99193	46	99867-2	99193	84

By Order of the Secretary of the Army:

W. C. WESTMORELAND,
General, United States Army,
Chief of Staff.

Official:

KENNETH G. WICKHAM,
Major General, United States Army,
The Adjutant General.

Distribution:

To be distributed in accordance with DA Form 12-25, Section IV
(qty rqr block no. 747) Direct and General Support Maintenance for
Generator Sets, 60 KW.

SECTION IV. INDEX-FEDERAL STOCK NUMBER AND REFERENCE NUMBER
CROSS-REFERENCE TO FIGURE AND ITEM NUMBER (Continued)

PARTS NOT ILLUSTRATED

STOCK NUMBER	PAGE NO	STOCK NUMBER	PAGE NO
1660-025-3493	154	4730-542-2784	55
1730-961-3068	159	4730-546-4098	96
2835-014-4568	4	4730-580-2380	94
2835-014-4568	5	4920-336-0648	158
2835-014-4570	13	4920-717-7019	155
2835-014-4576	13	4920-778-6091	156
2835-014-5011	74	5120-608-4756	155
2835-014-5012	75	5306-014-8494	99
2835-014-5016	75	5306-145-7087	113
2835-014-5558	74	5306-150-9221	139
2835-014-7524	73	5306-151-1426	93
2835-015-0257	109	5306-384-4934	19
2835-015-0264	111	5306-722-0393	19
2835-015-0270	112	5310-061-7326	94
2835-015-0276	15	5310-167-0812	4
2835-015-0277	6	5310-167-0812	139
2835-093-3135	108	5310-167-0834	150
2835-053-1945	87	5310-183-4355	19
2835-323-7175	74	5310-187-2398	96
2835-335-7560	95	5310-275-4311	106
2835-336-6505	88	5310-531-9515	139
2835-340-7685	102	5310-550-5009	43
2835-340-7748	105	5310-550-5009	43
2835-621-1977	103	5310-551-6975	84
2835-630-3966	106	5310-582-8167	60
2835-631-6498	113	5310-623-5989	148
2835-651-4703	103	5310-660-2304	52
2835-676-9950	88	5310-685-6995	90
2835-720-3305	104	5310-754-1717	84
2835-729-5825	93	5310-814-7740	16
2835-757-6832	64	5310-841-5535	119
2835-757-6843	75	5310-903-2552	16
2835-757-6852	107	5315-449-2945	6
2835-878-0108	109	5315-899-2688	75
2835-886-1151	19	5320-117-6938	148
2835-907-0629	100	5320-117-6939	52
2835-927-8531	75	5320-637-5422	147
2910-014-5532	75	5320-754-0822	62
2910-014-7514	76	5330-014-8444	18
2910-757-6839	77	5330-834-6880	94
2920-014-4505	77	5340-815-4930	75
2920-792-3532	51	5340-880-4027	75
2920-888-0591	97	5340-903-5911	75
2925-540-9918	51	5340-903-5913	74
2995-286-9832	106	5905-015-0130	149
3130-014-8386	111	5925-015-0057	140
3130-014-8387	113	5930-633-0214	88
3130-014-8388	113	5930-788-2825	153
4720-904-3279	63	5940-015-0045	116
4730-013-7399	58	5945-842-0016	139
4730-142-2167	65	5970-841-3331	119
4730-142-2167	75	6115-014-5049	151
4730-142-2167	83	6115-014-5521	129
4730-203-2661	56	6115-014-5541	8
4730-203-2661	56	6115-014-5544	2
4730-203-2661	58	6115-014-5544	4
4730-203-3831	45	6115-014-5547	4
4730-222-1912	44	6115-014-5549	11
4730-222-1912	45	6115-014-5550	11
4730-222-1912	46	6115-014-5610	1
4730-222-1912	46	6115-014-5631	150
4730-278-0381	94	6115-014-5635	18
4730-278-6070	83	6115-014-5638	116
4730-287-0289	55	6115-014-5657	140
4730-287-0289	65	6115-014-7249	10
4730-287-0289	65	6115-014-7605	86
4730-287-0289	66	6115-014-7632	13
4730-287-0297	44	6115-014-7638	2
4730-287-0297	47	6115-014-7650	6
4730-302-8641	65	6115-014-8071	9

SECTION IV. INDEX-FEDERAL STOCK NUMBER AND REFERENCE NUMBER
CROSS-REFERENCE TO FIGURE AND ITEM NUMBER (Continued)

STOCK NUMBER	PAGE NO	STOCK NUMBER	PAGE NO
6115-014-8149	7	6115-731-0051	159
6115-014-8157	8	6115-736-4427	108
6115-015-0279	1	6115-872-7778	151
6115-727-2554	37	6620-707-0994	84

REFERENCE NO	MFG CODE	PAGE NO	REFERENCE NO	MFG CODE	PAGE NO
AN51032N3	80205	52	AN960-6	88044	143
AN3-17A	88044	116	AN960C10L	88044	4
AN3-20A	88044	114	AN960C10L	88944	19
AN3-24A	88044	116	AN960C10L	88044	139
AN3-3A	88044	139	AN960C4L	88044	81
AN3-31A	88044	116	AN960C416	88044	139
AN3-4A	88044	19	AN960C616	88044	117
AN3-5A	88044	40	AN960C616L	88044	19
AN3-5A	88044	132	AN96004	88044	43
AN3-6A	88044	40	AN96004	88044	43
AN3-6A	88044	125	AN960PD6L	88044	96
AN4-6A	88044	93	AN961-10	88044	122
AN4045-1	88044	106	A2075	80684	153
AN470A3-4	88044	147	B155F	74063	140
AN500D4-10	88044	81	B2072	80684	153
AN502-10-8	88044	116	92094	80684	152
AN507-1032-10	88044	41	C2002	80684	153
AN507-1032-10	88044	126	FAK110937X12	19627	35
AN507-1032-12	88044	41	EAL110028X38	19728	39
AN507-632-10	88044	41	EAL110038	19728	37
AN510-416-20	88044	41	EAL110038-46	19728	40
AN515-4-10	88044	41	EAL110038X10	19728	138
AN515-4-8	88044	41	EAL110038X11	19728	138
AN526-1032-10	88044	120	EAL110038X13	19728	35
AN526-1032-14	88044	139	EAL110038X14	19728	138
AN526-1032-8	88044	41	EAL110038X15	19728	36
AN526-1032-8	88044	117	EAL110038X17	19728	37
AN526-1032-8	88044	139	EAL110038X18	19728	35
AN526-1032-9	88044	139	EAL110038X19	19728	37
AN526-1032-9	88044	19	EAL110038X19	19728	39
AN526-1032-8	88044	97	EAL110038X20	19728	37
AN6CM6A	88044	19	EAL110038X20	19728	137
AN73A6	88044	113	EAL110038X21	19728	35
AN775-6	88044	94	EAL110038X21	19728	39
AN815-6C	88044	94	EAL110038X23	19728	35
AN818-4	88044	44	EAL110038X24	19728	39
AN818-4	88044	45	EAL110038X26	19728	35
AN818-4	88044	46	EAL110038X26	19728	137
AN818-4	88044	46	EAL110038X27	19728	39
AN818-4	88044	46	EAL110038X27	19728	138
AN818-4D	88044	55	EAL110038X29	19728	36
AN818-4D	88044	65	EAL110038X29	19728	39
AN818-4D	88044	65	EAL110038X3	19728	37
AN818-4D	88044	66	EAL110038X30	19728	39
AN818-4D	88044	66	EAL110038X31	19728	138
AN818-6	88044	45	EAL110038X32	19728	34
AN818-6C	88044	56	EAL110038X33	19728	35
AN818-6C	88044	56	EAL110038X33	19728	39
AN818-6C	88044	58	EAL110038X34	19728	39
AN818-6D	88044	65	EAL110038X34	19728	138
AN818-6D	88044	75	EAL110038X35	19728	39
AN818-6D	88044	83	EAL110038X36	19728	39
AN818-9	88044	44	EAL110038X37	19728	36
AN818-9	88044	47	EAL110038X39	19728	39
AN819-6	88044	93	EAL110038X4	19728	35
AN936A716S	88044	130	EAL110038X40	19728	36
AN960-10L	88044	117	EAL110038X40	19728	39
AN960-10L	88044	132	EAL110038X42	19728	37
AN960-10L	88044	139	EAL110038X43	19728	31
AN960-10L	88044	150	EAL110038X44	19728	39
AN960-4L	88044	122	EAL110038X45	19728	39

SECTION IV. INDEX-FEDERAL STOCK NUMBER AND REFERENCE NUMBER
CROSS-REFERENCE TO FIGURE AND ITEM NUMBER (Continued)

PARTS NOT ILLUSTRATED

STOCK NUMBER	PAGE NO	STOCK NUMBER	PAGE NO
1660-029-3493	154	4730-542-2784	55
1730-961-3068	159	4730-546-4098	96
2835-014-4568	4	4730-580-2380	94
2835-014-4568	5	4920-336-0648	158
2835-014-4570	13	4920-717-7019	155
2835-014-4576	13	4920-778-6091	156
2835-014-5011	74	5120-608-4756	155
2835-014-5012	75	5306-014-8494	99
2835-014-5016	75	5306-145-7087	113
2835-014-5558	74	5306-150-9221	139
2835-014-7524	73	5306-151-1426	93
2835-015-0257	109	5306-384-4934	19
2835-015-0264	111	5306-722-0393	19
2835-015-0270	112	5310-061-7326	94
2835-015-0276	15	5310-167-0812	4
2835-015-0277	6	5310-167-0812	139
2835-053-5135	108	5310-167-0834	150
2835-055-1945	87	5310-183-4355	19
2835-323-7175	74	5310-187-2398	96
2835-335-7560	95	5310-275-4311	106
2835-336-6505	88	5310-331-9515	139
2835-340-7685	102	5310-550-5009	43
2835-340-7748	105	5310-550-5009	43
2835-621-1977	103	5310-551-6975	84
2835-630-3966	106	5310-582-8167	60
2835-631-6498	113	5310-623-5989	148
2835-651-4703	103	5310-660-2304	52
2835-676-9950	88	5310-685-6995	90
2835-720-3305	106	5310-754-1717	84
2835-729-5825	93	5310-814-7740	16
2835-757-6832	64	5310-841-5535	119
2835-757-6843	75	5310-903-2552	16
2835-757-6852	107	5315-449-2945	6
2835-878-0108	109	5315-899-2688	75
2835-886-1151	19	5320-117-6938	148
2835-907-0629	100	5320-117-6939	52
2835-927-8531	75	5320-637-9422	147
2910-014-5532	75	5320-754-0822	62
2910-014-7514	76	5330-014-8444	18
2910-757-6839	77	5330-834-6880	94
2920-014-4505	77	5340-815-4930	75
2920-792-3532	51	5340-880-4027	75
2920-888-0591	97	5340-903-5911	75
2925-540-9918	51	5340-903-5913	74
2995-286-9832	106	5905-015-0130	149
3130-014-8386	111	5925-015-0057	140
3130-014-8387	113	5930-633-0214	88
3130-014-8388	113	5930-788-2825	153
4720-904-3279	63	5940-019-0045	116
4730-013-7399	58	5945-842-0016	139
4730-142-2167	65	5970-841-3331	119
4730-142-2167	75	6115-014-5049	151
4730-142-2167	83	6115-014-5521	129
4730-203-2661	56	6115-014-5541	8
4730-203-2661	56	6115-014-5544	2
4730-203-2661	58	6115-014-5544	4
4730-203-3831	45	6115-014-5547	4
4730-222-1912	44	6115-014-5549	11
4730-222-1912	45	6115-014-5550	11
4730-222-1912	46	6115-014-5610	1
4730-222-1912	46	6115-014-5631	150
4730-278-0381	94	6115-014-5635	18
4730-278-6070	83	6115-014-5638	116
4730-287-0289	55	6115-014-5657	140
4730-287-0289	65	6115-014-7249	10
4730-287-0289	65	6115-014-7605	86
4730-287-0289	66	6115-014-7632	13
4730-287-0297	44	6115-014-7638	2
4730-287-0297	47	6115-014-7650	6
4730-302-8641	65	6115-014-8071	9

SECTION IV. INDEX-FEDERAL STOCK NUMBER AND REFERENCE NUMBER
CROSS-REFERENCE TO FIGURE AND ITEM NUMBER (Continued)

STOCK NUMBER	PAGE NO	STOCK NUMBER	PAGE NO
6115-014-8149	7	6115-731-0051	159
6115-014-8157	8	6115-736-4427	109
6115-015-0279	1	6115-872-7778	151
6115-727-2554	37	6620-707-0994	84

REFERENCE NO	MFG CODE	PAGE NO	REFERENCE NO	MFG CODE	PAGE NO
AN5103243	80205	52	AN960-6	88044	143
AN3-17A	88044	116	AN960C10L	88044	4
AN3-20A	88044	114	AN960C10L	88944	19
AN3-24A	88044	116	AN960C10L	88044	139
AN3-3A	88044	139	AN960C4L	88044	81
AN3-31A	88044	116	AN960C616	88044	139
AN3-4A	88044	19	AN960C616	88044	117
AN3-5A	88044	40	AN960C616L	88044	19
AN3-5A	88044	132	AN960D4	88044	43
AN3-6A	88044	40	AN960D4	88044	43
AN3-6A	88044	125	AN960PD6L	88044	96
AN4-6A	88044	93	AN961-10	88044	122
AN4045-1	88044	106	A2075	80684	153
AN476A3-4	88044	147	8155F	74063	140
AN500D4-10	88044	81	82072	80684	153
AN502-10-8	88044	116	92094	80684	152
AN507-1032-10	88044	41	C2002	80684	153
AN507-1032-10	88044	126	FAK119937X12	18627	35
AN507-1032-12	88044	41	EAL110028X38	19728	39
AN507-632-10	88044	41	EAL110038	19728	37
AN510-416-20	88044	41	EAL110038-46	19728	40
AN515-4-10	88044	41	EAL110038X10	19728	138
AN515-4-8	88044	41	EAL110038X11	19728	138
AN526-1032-10	88044	120	EAL110038X13	19728	35
AN526-1032-14	88044	139	EAL110038X14	19728	138
AN526-1032-8	88044	41	EAL110038X15	19728	36
AN526-1032-8	88044	117	EAL110038X17	19728	37
AN526-1032-8	88044	139	EAL110038X18	19728	35
AN526-1032-9	88044	139	EAL110038X19	19728	37
AN526C1032-8	88044	19	EAL110038X20	19728	39
AN526C1032-8	88044	97	EAL110038X20	19728	37
AN6CM6A	88044	19	EAL110038X21	19728	137
AN73A6	88044	113	EAL110038X21	19728	35
AN775-6	88044	94	EAL110038X21	19728	39
AN815-6C	88044	94	EAL110038X23	19728	35
AN818-4	88044	44	EAL110038X24	19728	39
AN818-4	88044	45	EAL110038X26	19728	35
AN818-4	88044	46	EAL110038X26	19728	137
AN818-4	88044	46	EAL110038X27	19728	39
AN818-4	88044	46	EAL110038X27	19728	138
AN818-4D	88044	55	EAL110038X29	19728	36
AN818-4D	88044	65	EAL110038X29	19728	39
AN818-4D	88044	65	EAL110038X3	19728	37
AN818-4D	88044	66	EAL110038X30	19728	39
AN818-4D	88044	66	EAL110038X31	19728	138
AN818-6	88044	45	EAL110038X32	19728	34
AN818-6C	88044	56	EAL110038X33	19728	35
AN818-6C	88044	56	EAL110038X33	19728	39
AN818-6C	88044	58	EAL110038X34	19728	39
AN818-6D	88044	65	EAL110038X34	19728	138
AN818-6D	88044	75	EAL110038X35	19728	39
AN818-6D	88044	83	EAL110038X36	19728	39
AN818-8	88044	44	EAL110038X37	19728	36
AN818-R	88044	47	EAL110038X39	19728	39
AN819-6	88044	93	EAL110038X4	19728	35
AN936A716S	88044	130	EAL110038X40	19728	36
AN960-10L	88044	117	EAL110038X40	19728	39
AN960-10L	88044	132	EAL110038X42	19728	37
AN960-10L	88044	139	EAL110038X43	19728	31
AN960-10L	88044	150	EAL110038X44	19728	39
AN960-4L	88044	122	EAL110038X45	19728	39

SECTION IV. INDEX-FEDERAL STOCK NUMBER AND REFERENCE NUMBER
CROSS-REFERENCE TO FIGURE AND ITEM NUMBER (Continued)

REFERENCE NO	NFS CODE	PAGE NO	REFERENCE NO	NFS CODE	PAGE NO
EAL110038X46	19728	36	MILW5086TYPE2	81349	31
EAL110038X47	19728	137	MILW5086TYPE2	81349	31
EAL110038X48	19728	40	MILW5086TYPE2	81349	31
EAL110038X49	19728	40	MILW5086TYPE2	81349	31
EAL110038X52	19728	40	MILW5086TYPE2	81349	31
EAL110038X54	19728	40	MILW5086TYPE2	81349	139
EAL110038X55	19728	40	MILW5086TYPE2	81349	139
EAL110038X59	19728	40	NS16556-601	96906	75
EAL110038X6	19728	36	NS20426AD3-4	96906	16
EAL110038X68	19728	40	NS20426AD3-4	96906	16
EAL110038X7	19728	138	NS20426AD3-4	96906	19
EAL110038X71	19728	37	NS20426AD3-4	96906	116
EAL110038X72	19728	40	NS20426AD3-4	96906	117
EAL110038X75	19728	40	NS20426AD3-4	96906	148
EAL110038X76	19728	40	NS20426AD3-5	96906	52
EAL110038X79	19728	40	NS20426AD3-5	96906	60
EAL110038X8	19728	40	NS20426AD5-4	96906	16
EAL110038X8	19728	137	NS20427-4C8	96906	124
EAL110038X84	19728	40	NS20470AD3-6	96906	16
EAL110038X87	19728	40	NS20470AD4-5	96906	62
EAL110038X94	19728	40	NS20470AD4-6	96906	139
EAL110038X96	19728	40	NS20470AD5-5	96906	16
EAL110038X97	19728	40	NS20470AD6-6	96906	16
EAL110038X98	19728	40	NS20819-4	96906	44
EAL110041X16	19728	35	NS20819-4	96906	45
EAL110041X24	19728	137	NS20819-4	96906	46
EAL110041X25	19728	137	NS20819-4	96906	46
EAL110041X3	19728	37	NS20819-4	96906	46
EAL110041X38	19728	40	NS20819-40	96906	55
EAL110041X4	19728	138	NS20819-40	96906	65
EAL110041X49	19728	37	NS20819-40	96906	65
EAL110041X49	19728	40	NS20819-40	96906	66
EAL110041X49	19728	138	NS20819-40	96906	66
EAL110041X52	19728	40	NS20819-6	96906	45
EAL110041X57	19728	37	NS20819-6C	96906	56
EAL110041X62	19728	37	NS20819-6C	96906	56
EAL110041X7	19728	37	NS20819-6C	96906	58
EAL110038X12	19728	39	NS20819-60	96906	65
EAL110038X120	19728	39	NS20819-60	96906	75
EAL110038X130	19728	39	NS20819-60	96906	83
KO-038	74063	140	NS20819-8	96906	44
MILW5086TYPE2	81349	27	NS20819-8	96906	47
MILW5086TYPE2	81349	27	NS21044C04	96906	81
MILW5086TYPE2	81349	28	NS21044N3	96906	117
MILW5086TYPE2	81349	28	NS21044N3	96906	120
MILW5086TYPE2	81349	28	NS21044N3	96906	125
MILW5086TYPE2	81349	28	NS21044N3	96906	126
MILW5086TYPE2	81349	28	NS21044N3	96906	132
MILW5086TYPE2	81349	28	NS21045-3	96906	94
MILW5086TYPE2	81349	28	NS21045C6	96906	118
MILW5086TYPE2	81349	28	NS21209C0615	96906	75
MILW5086TYPE2	81349	28	NS21919DG12	96906	132
MILW5086TYPE2	81349	28	NS21919DG14	96906	133
MILW5086TYPE2	81349	28	NS25081-1	96906	130
MILW5086TYPE2	81349	29	NS25082-8	96906	130
MILW5086TYPE2	81349	29	NS2508287	96906	120
MILW5086TYPE2	81349	29	NS25123-2-16	96906	122
MILW5086TYPE2	81349	29	NS25190801X17	96906	120
MILW5086TYPE2	81349	29	NS25190812X36	96906	33
MILW5086TYPE2	81349	29	NS25190812X37	96906	33
MILW5086TYPE2	81349	29	NS25190812X43	96906	33
MILW5086TYPE2	81349	29	NS25190812X47	96906	33
MILW5086TYPE2	81349	29	NS25190818	96906	81
MILW5086TYPE2	81349	30	NS25190818	96906	121
MILW5086TYPE2	81349	30	NS25190818X23	96906	33
MILW5086TYPE2	81349	30	NS25190818X24	96906	34
MILW5086TYPE2	81349	30	NS25190818X27	96906	34
MILW5086TYPE2	81349	30	NS25190818X28	96906	34
MILW5086TYPE2	81349	30	NS25190818X29	96906	34
MILW5086TYPE2	81349	30	NS25190818X34	96906	37

SECTION IV. INDEX-FEDERAL STOCK NUMBER AND REFERENCE NUMBER
CROSS REFERENCE TO FIGURE AND ITEM NUMBER (Continued)

REFERENCE NO	NFG CODE	PAGE NO	REFERENCE NO	NFG CODE	PAGE NO
MS25190818X35	96906	37	S036365-34	99193	90
MS25190818X36	96906	38	S036366-22	99193	89
MS25190818X38	96906	38	S036369-16	99193	90
MS25190818X4	96906	38	TA1718010X	84971	40
MS25190818X40	96906	38	TA1718012X	84971	41
MS25190818X43	96906	38	TA1718012X	84971	125
MS25190818X44	96906	38	TA1718012X	84971	132
MS25190818X45	96906	38	TA171802X	84971	41
MS25190818X46	96906	38	TA1718022X	84971	125
MS25190818X47	96906	38	TA171805X	84971	41
MS25190818X49	96906	38	TA171807X	84971	41
MS25190818X50	96906	38	TA171808X	84971	41
MS25190818X52	96906	38	TS10013	91927	130
MS25190818X53	96906	38	TS10013	91927	130
MS25190818X55	96906	38	TS10013	91927	130
MS25190818X57	96906	38	TS10013	91927	130
MS25190818X58	96906	38	TS10013	91927	130
MS25190818X59	96906	39	TS10020	91927	130
MS25190818X6	96906	39	TS10020	91927	130
MS25190818X60	96906	39	TS10020	91927	130
MS25190818X73	96906	39	TS10020	91927	130
MS25190818X74	96906	39	TS10020	91927	130
MS2519082X14	96906	123	TS10381	91927	130
MS2519082X16	96906	123	TS10381	91927	130
MS2519082X21	96906	125	TS10381	91927	130
MS2519082X22	96906	121	TS10381	91927	130
MS2519082X25	96906	121	TY3	99730	32
MS2519082X28	96906	123	TY3	99730	34
MS2519082X30	96906	123	TY5	99730	33
MS2519082X36	96906	125	MC61365X73	77772	40
MS2519082X38	96906	48	YAEV2CL	09922	48
MS2519082X39	96906	48	YAEV2CL	09922	121
MS2519082X43	96906	125	YAEV2CL	09922	121
MS2519082X47	96906	123	YAEV2CL	09922	123
MS2519082X67	96906	124	YAEV2CL	09922	123
MS2519082X69	96906	123	YAEV2CL	09922	123
MS2519082X76	96906	123	YAEV2CL	09922	123
MS25213	96906	129	YAEV2CL	09922	123
MS25226-4-2	96906	122	YAEV2CL	09922	123
MS25226-4-5	96906	122	YAEV2CL	09922	123
MS27820-12	96906	81	YAEV2CL	09922	124
MS3106R105L35	96906	34	YAEV2CL	09922	125
MS35190812X25	96906	33	YAEV2CL	09922	125
MS35190812X26	96906	33	YAEV2CL	09922	125
MS35489-115	96906	60	YAEV2CL1	09922	48
MS35690-612	96906	41	YAEV25L	09922	143
NAS1023A3	80205	116	00000000	00000	132
NAS1027A4	80205	16	1-2745-7-1	86768	82
NAS1031A3	80205	16	10-24TA9	82121	129
NAS1031A3	80205	19	105X6	79470	58
NAS1031A3	80205	116	111A9930-4	01526	119
NAS1031A3	80205	148	111A9976P2	01526	119
NAS1031A4	80205	60	111790-7	99193	75
NAS1031A6	80205	16	1320UE3837-5	99193	116
NAS1032A3	80205	116	13207E3753-1	99193	8
NAS686A3	80205	80	13207E3756-1	99193	8
NFT116-3	99203	78	13207E3756-3	99193	8
S8057AM7	99193	94	13207E3758-3	99193	58
S8057AJ7	99193	94	13207E3763-15	97403	138
S815SN40-0-500	99193	72	13207E3763-15	97403	139
S8154-127C016	70210	90	13207E3763-17	97403	139
S81547N154-032	99193	74	13207E3763-17	97403	139
S8157M10-005	99193	75	13207E3763-19	97403	138
S8157N229-005	99193	75	13207E3763-19	97403	139
S8171K7	99193	106	13207E3763-25	99193	136
S8324A5-5	99193	70	13207E3763-5	99193	137
S8363G1-22	99193	89	13207E3767-1	99193	148
S8363G2-40	99193	90	13207E3771-1	99193	7
S8363G3-22	99193	89	13207E3778-1	99193	16
S8363G4-27	99193	90	13207E3781-5	99193	97

SECTION IV. INDEX-FEDERAL STOCK NUMBER AND REFERENCE NUMBER
CROSS-REFERENCE TO FIGURE AND ITEM NUMBER (Continued)

REFERENCE NO	NFS CODE	PAGE NO	REFERENCE NO	NFS CODE	PAGE NO
13207E3705-3	99193	9	13213E4461-11	99193	81
13207E3705-5	99193	6	13213E4461-13	99193	81
13207E3791-1	99193	139	13213E4461-3	99193	80
13207E3798-1	99193	10	13213E4461-5	99193	81
13207E3813-13	99193	117	13213E4461-7	99193	81
13207E3813-17	99193	117	13213E4461-9	99193	80
13207E3813-21	99193	117	13213E4463-3	99193	52
13207E3813-23	99193	117	13213E4469-11	99193	56
13207E3813-23	97403	117	13213E4473-11	99193	56
13207E3813-23	97403	117	13213E4479-3	99193	62
13207E3813-23	97403	117	13213E4479-5	99193	62
13207E3813-25	99193	117	13213E4480-3	99193	60
13207E3813-29	99193	145	13213E6031-1	99193	55
13207E3813-7	99193	117	13213E6031-3	99193	55
13207E3813-7	97403	117	13419-2	74063	141
13207E3813-9	99193	117	15102-3	74063	140
13207E3813-9	97403	117	15102-4	74063	140
13207E3818-15	99193	117	15103-1	74063	140
13207E3820-11	99193	143	15104-1	74063	141
13207E3820-2	99193	41	15245-10	74063	140
13207E3820-22	99193	121	15245-20	74063	140
13207E3820-26	99193	122	15246-10	74063	140
13207E3820-40	99193	121	15246-20	74063	140
13207E3820-41	99193	121	15070-20	74063	127
13207E3831-57	99193	83	15091-1	74063	127
13207E3831-59	99193	83	15091-1	74063	142
13207E3837-13	99193	16	15094-1	74063	127
13207E3837-15	99193	116	15097-10	74063	127
13207E3837-21	99193	116	15098-1	74063	127
13207E3837-3	99193	116	15902-1	74063	127
13207E3837-3	97403	117	15901-1	74063	140
13207E3837-3	97403	117	15902-1	74063	140
13207E3837-43	99193	118	15990-10	74063	127
13207E3837-5	97403	117	15994-1	74063	126
13207E3837-5	97403	117	15995-2	74063	142
13207E3837-7	99193	15	20620-1	74063	140
13207E3849-1	99193	63	20627-1	74063	140
13208E8943-1	99193	86	20629-1	74063	141
13208E8944-1	99193	18	20673-1	74063	127
13208E8946-1	99193	1	20681-1	74063	127
13208E8948-1	99193	13	20681-1	74063	142
13208E8950-1	99193	1	20692-10	74063	126
13208E8950-3	99193	1	20692-10	74063	142
13208E8951-1	99193	2	20693-10	74063	141
13208E8964-5	99193	154	20880-1	74063	126
13208E8965-1	99193	151	20881-1	74063	126
13208E8965-31	99193	151	20886-10	74063	142
13208E8965-5	99193	151	20889-1	74063	127
13208E8965-7	99193	151	20889-2	74063	142
13208E8970-1	99193	6	21291-1	74063	127
13208E8971-1	99193	150	21291-1	74063	142
13208E8972-1	99193	9	21299-10	74063	143
13208E8974-1	99193	2	21308-10	74063	143
13208E8974-1	99193	4	21309-10	74063	143
13208E8974-23	99193	4	21312-10	74063	143
13208E8974-7	99193	4	22A5-02	72962	104
13208E8974-7	99193	5	253300	70210	155
13208E8976-3	99193	124	253426	70210	159
13208E8978-1	99193	11	253562-1	24617	160
13208E8978-5	99193	11	253584	70210	159
13208E8982-1	99193	13	253592	70210	158
13208E8983-1	99193	13	253596	70210	157
13208E8985-17	99193	18	253598	99193	157
13208E8985-43	99193	17	253626-1	99193	157
13208E8989-2	99193	58	253630-1	99193	156
13213E4439-1	99193	35	253648	70210	157
13213E4440-1	99193	37	253674	70210	158
13213E4453-3	99193	43	253676	70210	157
13213E4453-41	99193	43	253678-1	70210	158
13213E4453-5	99193	42	253680	70210	158

SECTION IV. INDEX-FEDERAL STOCK NUMBER AND REFERENCE NUMBER
CROSS-REFERENCE TO FIGURE AND ITEM NUMBER (Continued)

REFERENCE NO	MFG CODE	PAGE NO	REFERENCE NO	MFG CODE	PAGE NO
253687	99193	155	281445-1	99193	156
253752	70210	158	281450-1	99193	160
253754-1	99193	159	281464-1	99193	158
253755	70210	157	281469-1	99193	157
253756-11	70210	160	281475-1	99193	159
253756-8	70210	160	281499-2	99193	158
253756-9	70210	160	281510-1	99193	160
254066	70210	159	281513-1	99193	159
254068	70210	157	281514-1	99193	159
254070	70210	160	281518-1	99193	156
254071	70210	158	281600-1	99193	159
254106	70210	155	281605-2	99193	158
254108	70210	158	281683-1	99193	156
254116	99193	159	281694-1	99193	158
254121-18	99193	156	281700	99193	159
254121-20	70210	156	281743-1	99193	156
254121-21	99193	156	281804-1	99193	156
254222	70210	160	281976-2-1	99193	156
254226	70210	158	281985-1-1	99193	156
254377	70210	158	284049-1-1	99193	160
254377-6	70210	158	284051-1-1	99193	158
254377-9	70210	158	284056-1-1	99193	156
254436	70210	157	284065-1-1	99193	157
257622	70210	157	284066-1-1	99193	157
257640	99193	160	284322-1-1	99193	156
257710	70210	156	284328-1-1	99193	156
257714	99193	157	284329-1-1	99193	156
257944-1	99193	157	284343-1-1	99193	156
257954	70210	159	285541-1-1	99193	158
257962	70210	157	289A613P3	01526	119
258834	70210	155	290993	99193	156
259560	70210	157	30879-2	74063	127
259686-1	70210	160	30881-2	74063	126
259686-2	99193	155	309663-855	86768	82
259800-1	99193	157	310-3-3-855	86768	81
259814-1	70210	159	31888	00779	33
259898	99193	159	31888	07779	120
262724	70210	158	31888	00779	121
265436-2	99193	158	31889	00779	33
265446-2	99193	158	31889	00779	152
266524	70210	155	31892	00779	34
266674	70210	159	31896	00779	120
272413-1	99193	160	31896	00779	121
280173	99193	159	32544	00779	34
280207	99193	157	32544	--880	34
280208	99193	158	32547	00779	34
280209	99193	159	36A226147G01	24446	116
280211	99193	159	369508113P1	24446	117
280241	99193	157	368508127G01	24446	116
280245	99193	158	370136	70210	74
280279-1	99193	156	370331	99193	147
280346	99193	159	370331-3	99193	147
280368	99193	155	370331-5	99193	147
280377-1	99193	155	370512-105	99193	45
280981	99193	159	370512-106	99193	44
280994	99193	159	370687	99193	96
281028	99193	158	371693-1	99193	19
281029	99193	158	371856	99193	103
281049-1	99193	156	372230-7	99193	74
281122	99193	156	372822	99193	103
281134-1	99193	155	373002-3	99193	107
281165	99193	157	373164	99193	88
281270-0-3	99193	159	373223	99193	93
281314	99193	147	373223-1	99193	93
281314-1	99193	157	376740-3	99193	109
281327	99193	155	376741	99193	113
281329	99193	155	376742-1	99193	113
281404-1	99193	159	376744-1	99193	111
281408-1	99193	157	376751-1	99193	111
281421-1	99193	158	377413-100	99193	109

SECTION IV. INDEX-FEDERAL STOCK NUMBER AND REFERENCE NUMBER
CROSS-REFERENCE TO FIGURE AND ITEM NUMBER (Continued)

REFERENCE NO	NFG CODE	PAGE NO	REFERENCE NO	NFG CODE	PAGE NO
377429-1	99193	93	694852-1	99193	75
377869	99193	97	699050-5	99193	99
378125-1	99193	44	7-2444-6-6	86768	82
378703	99193	99	7-2844-1-6	86768	82
378704-1	99193	100	74612-2	99193	87
378704-17	99193	100	74896	99193	85
378916-11	99193	108	75051-1	99193	95
378227	99193	112	75262	99193	106
450-0	90005	154	75276	99193	106
4512	71400	143	75372	99193	113
4515	71400	143	75720-1	99193	106
47072-1	99193	149	75821	78210	92
479136	72850	78	75842-5	99193	65
48311-3	70210	49	75842-52	99193	77
48317	70210	51	75842-9	99193	77
50408011	74063	140	75880	99193	08
50506031	74063	140	75973	99193	102
50900081	74063	127	75976-2	99193	107
5120281	74063	127	75978-5	99193	106
51204391	74063	127	76081-2	99193	102
51208181	74063	142	76262	70210	105
51208541	74063	141	76263	70210	88
51208641	74063	142	803202-1235	72619	129
51615014	74063	141	859563	99193	74
51615032	74063	141	859602-5	99193	75
51806031	74063	140	859645-2	99193	74
51808011	74063	140	859647	99193	75
51808011	74063	142	859653-3	99193	75
52300007	74063	127	859654	99193	75
52300007	74063	142	859654-1	99193	75
540981-1	99193	51	855702-1	99193	66
59633-7	99193	93	855888-1	99193	66
601002-6-0074	70128	63	855932-1	99193	65
650505-1	99193	84	855933-1	99193	65
662202-4	99193	75	855939-5	99193	72
663817-30	99193	77	856365-1	99193	64
663711	99193	73	856427-5	99193	70
665890-1	99193	65	856469-5	99193	78
666007	99193	76	856519-3	99193	75
694524-1	99193	47	9224-4120	35334	139
694527-1	99193	46	99036	76530	6
694528-1	99193	46	99067-1	99193	84
694674-1	99193	46	99067-2	99193	84

By Order of the Secretary of the Army:

W. C. WESTMORELAND,
General, United States Army,
Chief of Staff.

Official:

KENNETH G. WICKHAM,
Major General, United States Army,
The Adjutant General.

Distribution:

To be distributed in accordance with DA Form 12-25, Section IV
(qty rqr block no. 747) Direct and General Support Maintenance for
Generator Sets, 60 KW.



**SECTION IV. INDEX-FEDERAL STOCK NUMBER AND REFERENCE NUMBER
CROSS-REFERENCE TO FIGURE AND ITEM NUMBER (Continued)**

REFERENCE NO	NPG CODE	PAGE NO	REFERENCE NO	NPG CODE	PAGE NO
13207E3705-3	99193	9	13213E4441-11	99193	61
13207E3705-5	99193	6	13213E4441-13	99193	61
13207E3791-1	99193	139	13213E4441-3	99193	60
13207E3798-1	99193	10	13213E4441-5	99193	61
13207E3813-13	99193	117	13213E4441-7	99193	61
13207E3813-17	99193	117	13213E4441-9	99193	60
13207E3813-21	99193	117	13213E4443-3	99193	52
13207E3813-23	99193	117	13213E4446-11	99193	56
13207E3813-23	97403	117	13213E4473-11	99193	56
13207E3813-23	97403	117	13213E4479-3	99193	62
13207E3813-23	97403	117	13213E4479-5	99193	62
13207E3813-25	99193	117	13213E4480-3	99193	60
13207E3813-29	99193	145	13219E6031-1	99193	55
13207E3813-7	99193	117	13215E6031-3	99193	55
13207E3813-7	97403	117	13419-2	74063	141
13207E3813-9	99193	117	15182-3	74063	140
13207E3813-9	97403	117	15182-4	74063	140
13207E3818-15	99193	117	15183-1	74063	140
13207E3820-11	99193	143	15184-1	74063	141
13207E3820-2	99193	41	15245-10	74063	140
13207E3820-22	99193	121	15245-20	74063	140
13207E3820-26	99193	122	15246-10	74063	140
13207E3820-40	99193	121	15246-20	74063	140
13207E3820-41	99193	121	15878-20	74063	127
13207E3831-57	99193	83	15891-1	74063	127
13207E3831-59	99193	83	15891-1	74063	142
13207E3837-13	99193	16	15894-1	74063	127
13207E3837-15	99193	116	15897-10	74063	127
13207E3837-21	99193	116	15898-1	74063	127
13207E3837-3	99193	116	15902-1	74063	127
13207E3837-3	97403	117	15981-1	74063	140
13207E3837-3	97403	117	15982-1	74063	140
13207E3837-43	99193	118	15990-10	74063	127
13207E3837-5	97403	117	15994-1	74063	126
13207E3837-5	97403	117	15995-2	74063	142
13207E3837-7	99193	15	20620-1	74063	140
13207E3849-1	99193	63	20627-1	74063	140
13208E8943-1	99193	86	20629-1	74063	141
13208E8944-1	99193	18	20673-1	74063	127
13208E8946-1	99193	1	20681-1	74063	127
13208E8948-1	99193	13	20681-1	74063	142
13208E8950-1	99193	1	20692-10	74063	126
13208E8950-3	99193	1	20692-10	74063	142
13208E8951-1	99193	2	20693-10	74063	141
13208E8964-5	99193	154	20880-1	74063	126
13208E8965-1	99193	151	20881-1	74063	126
13208E8965-31	99193	151	20886-10	74063	142
13208E8965-5	99193	151	20889-1	74063	127
13208E8965-7	99193	151	20889-2	74063	142
13208E8970-1	99193	6	21291-1	74063	127
13208E8971-1	99193	150	21291-1	74063	142
13208E8972-1	99193	9	21299-10	74063	143
13208E8974-1	99193	2	21308-10	74063	143
13208E8974-1	99193	4	21309-10	74063	143
13208E8974-25	99193	4	21312-10	74063	143
13208E8974-7	99193	4	2245-02	72962	106
13208E8974-7	99193	5	253300	70210	155
13208E8976-3	99193	124	253426	70210	159
13208E8978-1	99193	11	253562-1	24617	160
13208E8978-5	99193	11	253586	70210	159
13208E8982-1	99193	13	253592	70210	158
13208E8983-1	99193	13	253596	70210	157
13208E8985-17	99193	18	253598	99193	157
13208E8985-43	99193	17	253626-1	99193	157
13208E8989-2	99193	98	253630-1	99193	156
13213E4439-1	99193	35	253648	70210	157
13213E4440-1	99193	37	253674	70210	158
13213E4453-3	99193	43	253676	70210	157
13213E4453-41	99193	43	253678-1	70210	158
13213E4453-5	99193	42	253680	70210	158

SECTION IV. INDEX-FEDERAL STOCK NUMBER AND REFERENCE NUMBER
CROSS-REFERENCE TO FIGURE AND ITEM NUMBER (Continued)

REFERENCE NO	MFG CODE	PAGE NO	REFERENCE NO	MFG CODE	PAGE NO
253687	99193	155	281445-1	99193	156
253752	70210	158	281450-1	99193	160
253754-1	99193	159	281444-1	99193	158
253755	70210	157	281469-1	99193	157
253756-11	70210	160	281475-1	99193	159
253756-8	70210	160	281499-2	99193	158
253756-9	70210	160	281510-1	99193	160
254046	70210	159	281513-1	99193	159
254068	70210	157	281514-1	99193	159
254070	70210	160	281518-1	99193	156
254071	70210	158	281600-1	99193	159
254106	70210	155	281605-2	99193	158
254108	70210	158	281683-1	99193	156
254116	99193	159	281696-1	99193	158
254121-18	99193	156	281700	99193	159
254121-20	70210	156	281743-1	99193	156
254121-21	99193	156	281804-1	99193	156
254222	70210	160	281976-2-1	99193	156
254226	70210	158	281985-1-1	99193	156
254377	70210	158	284049-1-1	99193	160
254377-6	70210	158	284051-1-1	99193	158
254377-9	70210	158	284056-1-1	99193	156
254436	70210	157	284065-1-1	99193	157
257622	70210	157	284066-1-1	99193	157
257640	99193	160	284322-1-1	99193	156
257710	70210	156	284328-1-1	99193	156
257714	99193	157	284329-1-1	99193	156
257944-1	99193	157	284343-1-1	99193	156
257954	70210	159	285541-1-1	99193	158
257962	70210	157	2896613P3	01526	119
258834	70210	155	290993	99193	156
259560	70210	157	30879-2	74063	127
259686-1	70210	160	30881-2	74063	126
259686-2	99193	155	309663-855	86768	82
259800-1	99193	157	310-3-3-855	86768	81
259814-1	70210	159	31888	00779	33
259898	99193	159	31888	07779	120
262724	70210	158	31888	00779	121
263836-2	99193	158	31889	00779	33
263846-2	99193	158	31889	00779	152
264524	70210	155	31892	00779	34
264674	70210	159	31896	00779	120
272413-1	99193	160	31896	00779	121
280173	99193	159	32544	00779	34
280207	99193	157	32544	--880	34
280208	99193	158	32547	00779	34
280209	99193	159	36A226147G01	24446	116
280211	99193	159	369508113P1	24446	117
280241	99193	157	368508127G01	24446	116
280245	99193	158	370136	70210	74
280279-1	99193	156	370331	99193	147
280346	99193	159	370331-3	99193	147
280368	99193	155	370331-5	99193	147
280377-1	99193	155	370512-105	99193	45
280981	99193	159	370512-106	99193	44
280994	99193	159	370687	99193	96
281028	99193	159	371693-1	99193	19
281029	99193	158	371856	99193	103
281049-1	99193	156	372230-7	99193	74
281122	99193	156	372822	99193	103
281134-1	99193	155	373002-3	99193	107
281165	99193	157	373164	99193	88
281270-0-3	99193	159	373223	99193	93
281314	99193	157	373223-1	99193	93
281314-1	99193	157	376740-3	99193	109
281327	99193	155	376741	99193	113
281329	99193	155	376742-1	99193	113
281404-1	99193	159	376744-1	99193	111
281408-1	99193	157	376751-1	99193	111
281421-1	99193	158	377413-100	99193	109

**SECTION IV. INDEX-FEDERAL STOCK NUMBER AND REFERENCE NUMBER
CROSS-REFERENCE TO FIGURE AND ITEM NUMBER (Continued)**

REFERENCE NO	NPG CODE	PAGE NO	REFERENCE NO	NPG CODE	PAGE NO
13207E3705-3	99193	9	13213E4441-11	99193	81
13207E3705-5	99193	6	13213E4441-13	99193	81
13207E3791-1	99193	139	13213E4441-3	99193	80
13207E3798-1	99193	10	13213E4441-5	99193	81
13207E3813-13	99193	117	13213E4441-7	99193	81
13207E3813-17	99193	117	13213E4441-9	99193	80
13207E3813-21	99193	117	13213E4443-3	99193	52
13207E3813-23	99193	117	13213E4449-11	99193	56
13207E3813-23	97403	117	13213E4473-11	99193	56
13207E3813-23	97403	117	13213E4479-3	99193	62
13207E3813-23	97403	117	13213E4479-5	99193	62
13207E3813-25	99193	117	13213E4480-3	99193	60
13207E3813-29	99193	145	13215E6031-1	99193	55
13207E3813-7	99193	117	13215E6031-3	99193	55
13207F3813-7	97403	117	13419-2	74063	141
13207F3813-9	99193	117	15182-3	74063	140
13207F3813-9	97403	117	15182-4	74063	140
13207E3818-15	99193	117	15183-1	74063	140
13207E3820-11	99193	143	15184-1	74063	141
13207E3820-2	99193	41	15245-10	74063	140
13207E3820-22	99193	121	15245-20	74063	140
13207E3820-26	99193	122	15246-10	74063	140
13207E3820-40	99193	121	15246-20	74063	140
13207E3820-41	99193	121	15678-20	74063	127
13207E3831-57	99193	83	15891-1	74063	127
13207E3831-59	99193	83	15891-1	74063	142
13207E3837-13	99193	16	15894-1	74063	127
13207E3837-15	99193	116	15897-10	74063	127
13207E3837-21	99193	116	15898-1	74063	127
13207E3837-3	99193	116	15902-1	74063	127
13207F3837-3	97403	117	15981-1	74063	140
13207E3837-3	97403	117	15982-1	74063	140
13207E3837-43	99193	110	15990-10	74063	127
13207E3837-5	97403	117	15994-1	74063	126
13207E3837-5	97403	117	15995-2	74063	142
13207E3837-7	99193	15	20620-1	74063	140
13207F3849-1	99193	63	20627-1	74063	140
13208E8943-1	99193	86	20629-1	74063	141
13208E8944-1	99193	18	20673-1	74063	127
13208F8946-1	99193	1	20681-1	74063	127
13208F8948-1	99193	13	20681-1	74063	142
13208E8950-1	99193	1	20697-10	74063	126
13208E8950-3	99193	1	20692-10	74063	142
13208E8951-1	99193	2	20693-10	74063	141
13208E8964-5	99193	154	20880-1	74063	126
13208E8965-1	99193	151	20881-1	74063	126
13208E8965-31	99193	151	20886-10	74063	142
13208E8965-5	99193	151	20889-1	74063	127
13208E8965-7	99193	151	20889-2	74063	142
13208E8970-1	99193	6	21291-1	74063	127
13208E8971-1	99193	150	21291-1	74063	142
13208E8972-1	99193	9	21299-10	74063	143
13208E8974-1	99193	2	21308-10	74063	143
13208E8974-1	99193	4	21309-10	74063	143
13208E8974-25	99193	4	21312-10	74063	143
13208E8974-7	99193	4	2245-02	72962	106
13208E8974-7	99193	5	253300	70210	155
13208E8976-3	99193	124	253426	70210	159
13208E8978-1	99193	11	253562-1	24617	160
13208E8978-5	99193	11	253586	70210	159
13208E8982-1	99193	13	253592	70210	158
13208E8983-1	99193	13	253596	70210	157
13208E8985-17	99193	18	253598	99193	157
13208E8985-43	99193	17	253626-1	99193	157
13208E8989-2	99193	58	253630-1	99193	156
13213E4439-1	99193	35	253648	70210	157
13213E4440-1	99193	37	253674	70210	158
13213E4453-3	99193	43	253676	70210	157
13213E4453-41	99193	43	253678-1	70210	158
13213E4453-5	99193	42	253680	70210	158

SECTION IV. INDEX-FEDERAL STOCK NUMBER AND REFERENCE NUMBER
CROSS-REFERENCE TO FIGURE AND ITEM NUMBER (Continued)

REFERENCE NO	MFG CODE	PAGE NO	REFERENCE NO	MFG CODE	PAGE NO
253687	99193	155	281445-1	99193	156
253752	70210	158	281450-1	99193	160
253754-1	99193	159	281464-1	99193	158
253755	70210	157	281469-1	99193	157
253756-11	70210	160	281475-1	99193	159
253756-8	70210	160	281499-2	99193	158
253756-9	70210	160	281510-1	99193	160
254066	70210	159	281513-1	99193	159
254068	70210	157	281514-1	99193	159
254070	70210	160	281518-1	99193	156
254071	70210	158	281600-1	99193	159
254106	70210	155	281609-2	99193	158
254108	70210	158	281683-1	99193	156
254116	99193	159	281694-1	99193	158
254121-18	99193	156	281700	99193	159
254121-20	70210	156	281743-1	99193	156
254121-21	99193	156	281804-1	99193	156
254222	70210	160	281976-2-1	99193	156
254226	70210	158	281985-1-1	99193	156
254377	70210	158	284049-1-1	99193	160
254377-6	70210	158	284051-1-1	99193	158
254377-9	70210	158	284056-1-1	99193	156
254436	70210	157	284065-1-1	99193	157
257622	70210	157	284066-1-1	99193	157
257640	99193	160	284322-1-1	99193	156
257710	70210	156	284328-1-1	99193	156
257714	99193	157	284329-1-1	99193	156
257944-1	99193	157	284343-1-1	99193	156
257954	70210	159	285541-1-1	99193	158
257962	70210	157	289A613P3	01526	119
258834	70210	155	290993	99193	156
259560	70210	157	30879-2	74063	127
259686-1	70210	160	30881-2	74063	126
259686-2	99193	155	309663-855	86768	82
259800-1	99193	157	310-3-3-855	86768	81
259814-1	70210	159	31888	00779	33
259898	99193	159	31888	07779	120
262724	70210	158	31888	00779	121
265836-2	99193	158	31889	00779	33
265846-2	99193	158	31889	00779	152
266524	70210	155	31892	00779	34
266674	70210	159	31896	00779	120
272413-1	99193	160	31896	00779	121
280173	99193	159	32544	00779	34
280207	99193	157	32544	--880	34
280208	99193	158	32547	00779	34
280209	99193	159	36A226147G01	24446	116
280211	99193	159	369508113P1	24446	117
280241	99193	157	368508127G01	24446	116
280245	99193	158	370136	70210	74
280279-1	99193	156	370331	99193	147
280346	99193	159	370331-3	99193	147
280368	99193	155	370331-5	99193	147
280377-1	99193	155	370512-105	99193	45
280981	99193	159	370512-106	99193	44
280994	99193	159	370687	99193	96
281028	99193	159	371693-1	99193	19
281029	99193	158	371856	99193	103
281049-1	99193	156	372230-7	99193	74
281127	99193	156	372822	99193	103
281134-1	99193	155	373002-3	99193	107
281165	99193	157	373164	99193	88
281270-0-3	99193	159	373223	99193	93
281314	99193	157	373223-1	99193	93
281314-1	99193	157	376740-3	99193	109
281327	99193	155	376741	99193	113
281329	99193	155	376742-1	99193	113
281404-1	99193	159	376744-1	99193	111
281408-1	99193	157	376751-1	99193	111
281421-1	99193	158	377413-100	99193	109

SECTION IV. INDEX-FEDERAL STOCK NUMBER AND REFERENCE NUMBER
 CROSS-REFERENCE TO FIGURE AND ITEM NUMBER (Continued)

REFERENCE NO	NFG CODE	PAGE NO	REFERENCE NO	NFG CODE	PAGE NO
377429-3	99193	93	694052-1	99193	75
377869	99193	97	695050-5	99193	99
378125-1	99193	44	7-2444-6-6	86768	82
378703	99193	99	7-2844-1-6	86768	82
378704-1	99193	100	74612-2	99193	87
378704-17	99193	100	74896	99193	85
378916-11	99193	108	75051-1	99193	95
379227	99193	112	75262	99193	100
450-0	90005	154	75276	99193	100
4512	71400	143	75372	99193	113
4515	71400	143	75720-1	99193	106
47072-1	99193	149	75821	78210	92
479136	72850	78	75842-5	99193	65
48311-3	70210	49	75842-52	99193	77
48317	70210	51	75842-9	99193	77
50408011	74063	140	75880	99193	88
50506031	74063	140	75973	99193	102
50900081	74063	127	75976-2	99193	107
5120281	74063	127	75978-5	99193	106
51204391	74063	127	76081-2	99193	102
51208181	74063	142	76262	70210	105
51208541	74063	141	76263	70210	88
51208641	74063	142	803202-1235	72619	129
51615014	74063	141	859563	99193	74
51615032	74063	141	859602-5	99193	75
51806031	74063	140	859645-2	99193	74
51808011	74063	140	859647	99193	75
51808011	74063	142	859653-3	99193	75
52300007	74063	127	859654	99193	75
52300007	74063	142	859654-1	99193	75
540981-1	99193	51	859702-1	99193	66
59633-7	99193	93	859888-1	99193	66
601002-6-0074	70128	63	859932-1	99193	65
650505-1	99193	84	859933-1	99193	65
662202-4	99193	75	859939-5	99193	72
663817-30	99193	77	856365-1	99193	64
665711	99193	73	856427-5	99193	70
665890-1	99193	65	856469-5	99193	76
666007	99193	76	856519-3	99193	75
694524-1	99193	47	9224-4120	35334	139
694527-1	99193	46	99836	76530	6
694528-1	99193	46	99867-1	99193	84
694675-1	99193	46	99867-2	99193	84

By Order of the Secretary of the Army:

W. C. WESTMORELAND,
General, United States Army,
Chief of Staff.

Official:

KENNETH G. WICKHAM,
Major General, United States Army,
The Adjutant General.

Distribution:

To be distributed in accordance with DA Form 12-25, Section IV
(qty rqr block no. 747) Direct and General Support Maintenance for
Generator Sets, 60 KW.

