

101.111  
5-6115-550-35 P

UNIVERSITY OF VIRGINIA  
ALDERMAN LIBRARY

AUG 30 1991

TM 5-6115-550-35P

GOVERNMENT DOCUMENTS

# TECHNICAL MANUAL

**DIRECT AND GENERAL SUPPORT AND DEPOT MAINTENANCE  
REPAIR PARTS AND SPECIAL TOOLS LISTS**

UNIVERSITY OF VIRGINIA LIBRARY



X004815991

**POWER PLANT, ELECTRIC, DIESEL ENGINE, SKID MOUNTED, 3 UNIT,  
1500 KW, 4160 V, 60 HERTZ,**

**(A.G. SCHOONMAKER MODEL SM500-6800-3) FSN 6115-250-4404,**

**4 UNIT, 2000 KW, 4160 V, 60 HERTZ,**

**(A.G. SCHOONMAKER MODEL SM500-6800-4) FSN 6115-250-4405**

This copy is a reprint which includes current  
pages from Change 1.

**HEADQUARTERS, DEPARTMENT OF THE ARMY  
JUNE 1971**



CHANGE }  
No. 1 }

Direct Support, General Support, and Depot  
Maintenance Repair Parts and  
Special Tools Lists

POWER PLANT, ELECTRIC, DIESEL ENGINE,  
SKID MOUNTED, 3 UNIT, 1500 KW, 4160 V,  
60 HERTZ, (A. G. SCHOONMAKER MODEL SM500-6800-3)  
FSN 6115-250-4404,  
4 UNIT, 2000 KW, 4160 V, 60 HERTZ,  
(A. G. SCHOONMAKER MODEL SM500-6800-4) FSN 6115-250-4405

Current as of 15 December 1972

TM 5-6115-550-35P, 4 June 1971, is changed as follows:

Page 100, line 18. In column (2), "5905-492-6145" is changed to read "5905-552-5057". In column (5), "22" is changed to read "1".

Pages 101, 105, and 106, is changed as indicated. Action change codes indicated in the left hand margin of the listing page denote the following:

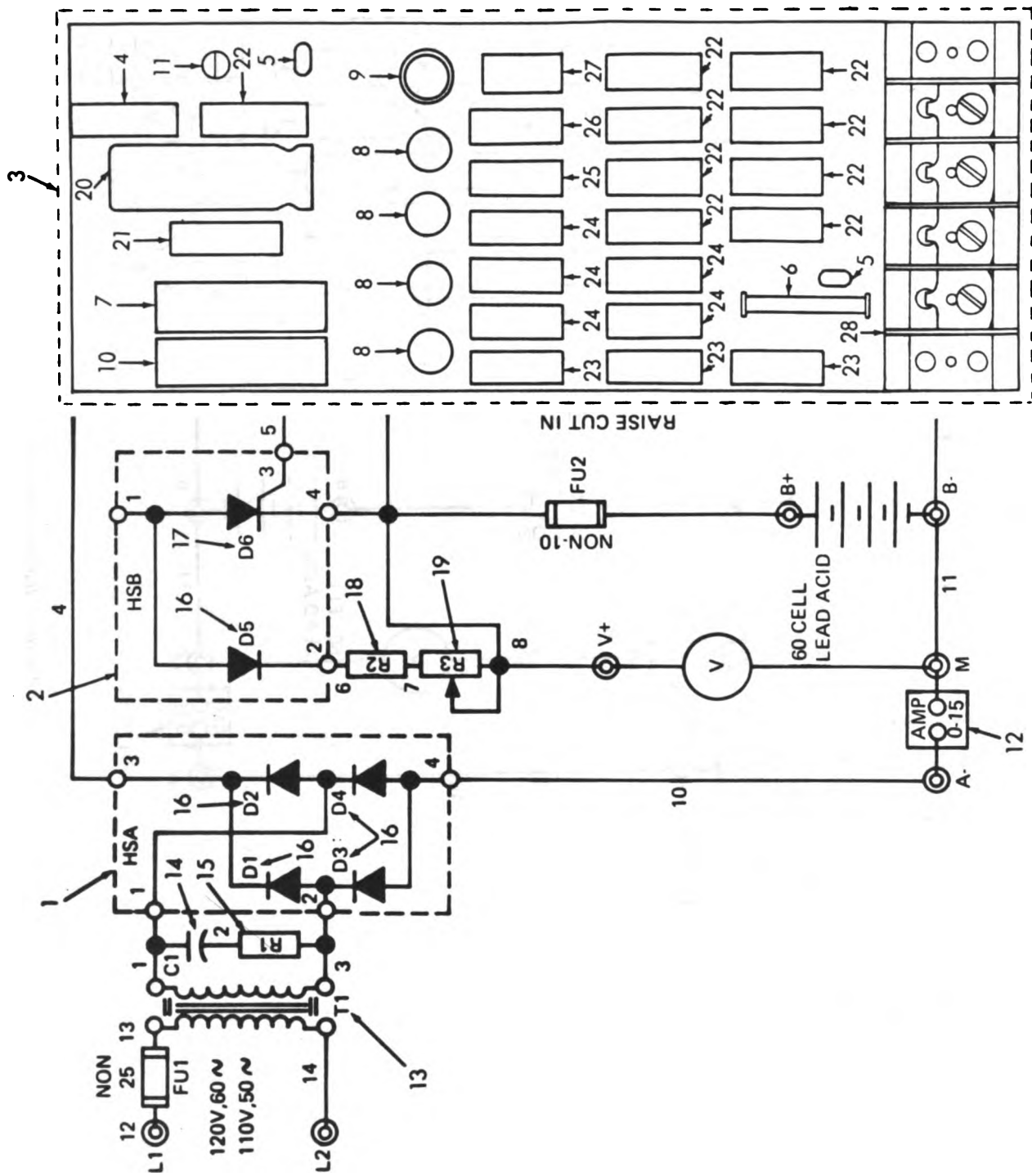
- N—Indicates and added item not included in previous publications
- C—Indicates a change in data
- F—Indicates a change in FSN only.

(1) SMR Code	(2) FEDERAL STOCK NUMBER	(3) DESCRIPTION  REF NUMBER & MFR CODE	(4) UNIT OF MEAS	(5) QTY INC IN UNIT	(6) 30-DAY DS MAINT ALLOWANCE			(7) 30-DAY GS MAINT ALLOWANCE			(8) 1-YR ALW PER 100 EQUIP CNTGY	(9) DEPOT MAINT ALW PER 100 EQUIP	(10) ILLUS- TRATION	
					(a)	(b)	(c)	(a)	(b)	(c)			(a)	(b)
					1-20	21-50	51-100	1-20	21-50	51-100			FIG. NO.	ITEM NO.
N PF	5905-299-2007	RESISTOR: 1W, 10 PERCENT	EA	1	*	*	*	*	*	*	*	86	21	
N PF	5905-279-1722	RESISTOR: 1W, 10 PERCENT	EA	9	*	*	*	*	*	*	*	86	22	
N PF	5905-299-2033	RESISTOR: 1W, 10 PERCENT	EA	3	*	*	*	*	*	*	*	86	23	
N PF	5905-279-2607	RESISTOR: 1W, 10 PERCENT	EA	5	*	*	*	*	*	*	*	86	24	
N PF	5905-299-2037	RESISTOR: 1W, 10 PERCENT	EA	1	*	*	*	*	*	*	*	86	25	
N PF	5905-299-2045	RESISTOR: 1W, 10 PERCENT	EA	1	*	*	*	*	*	*	*	86	26	
N PF	5905-299-2023	RESISTOR: 1W, 5 PERCENT	EA	1	*	*	*	*	*	*	*	86	27	

(1) SMR Code	(2) FEDERAL STOCK NUMBER	(3) DESCRIPTION  REF NUMBER & MFR CODE      USABLE ON CODE		(4) UNIT OF MEAS	(5) QTY INC IN UNIT	(6) 30-DAY DS MAINT ALLOWANCE			(7) 30-DAY GS MAINT ALLOWANCE			(8) 1-YR ALW PER 100 EQUIP CNTGY	(9) DEPOT MAINT ALW PER 100 EQUIP	(10) ILLUS- TRATION	
						(a)	(b)	(c)	(a)	(b)	(c)			(a)	(b)
						1-20	21-50	51-100	1-20	21-50				FIG. NO.	ITEM NO.
N PF	5940-983-6065	TERMINAL BLOCK, 40TB4 (81349)		EA	1	*	*	*	*	*	*	*	*	86	28
C	5905-552-5057				1										
N PF	5950-299-2007	RESISTOR: 1W, 10 PERCENT		EA	1	*	*	*	*	*	*	*	*	89	21
N PF	5905-279-1722	RESISTOR: 1W, 10 PERCENT		EA	9	*	*	*	*	*	*	*	*	89	22
N PF	5905-299-2033	RESISTOR: 1W, 10 PERCENT		EA	3	*	*	*	*	*	*	*	*	89	23
N PF	5905-279-2607	RESISTOR: 1W, 10 PERCENT		EA	5	*	*	*	*	*	*	*	*	89	24
N PF	5905-299-2037	RESISTOR: 1W, 10 PERCENT		EA	1	*	*	*	*	*	*	*	*	89	25
N PF	5905-299-2045	RESISTOR: 1W, 10 PERCENT		EA	1	*	*	*	*	*	*	*	*	89	26
N PF	5905-299-2023	RESISTOR: 1W, 5 PERCENT		EA	1	*	*	*	*	*	*	*	*	89	27
N PF	5940-983-6065	TERMINAL BLOCK, 40TB4 (81349)		EA	1	*	*	*	*	*	*	*	*	89	28

All changes, additions, or deletions of Federal Stock Numbers, Manufacturers codes and part numbers should be appropriately reflected in the index.





ME 6115-550-35P/89 (4) CI

Figure 89. Auxiliary panel (4).

By Order of the Secretary of the Army:

**CREIGHTON W. ABRAMS**  
*General, United States Army*  
*Chief of Staff*

Official:

**VERNE L. BOWERS**

*Major General, United States Army*  
*The Adjutant General*

Distribution:

To be distributed in accordance with DA Form 12-25D (qty rqr block No. 783) Direct and General Support Maintenance requirements for Generators: Power Unit.





Technical Manual }  
 No. 5-6115-550-35P }

HEADQUARTERS  
 DEPARTMENT OF THE ARMY  
 Washington, D. C., 4 June 1971

**DIRECT AND GENERAL SUPPORT AND DEPOT MAINTENANCE  
 REPAIR PARTS AND SPECIAL TOOLS LISTS**

**POWER PLANT, ELECTRIC, DIESEL ENGINE, SKID MOUNTED,  
 3 UNIT, 1500 KW, 4160 V, 60 HERTZ, (A.G. SCHOONMAKER  
 MODEL SM500-6800-3) FSN 6115-250-4404, 4 UNIT, 2000 KW,  
 4160 V, 60 HERTZ, (A.G. SCHOONMAKER MODEL SM500-6800-4)  
 FSN 6115-250-4405**

**Current as of 26 May 1971**

	Paragraph	Page
Section I. INTRODUCTION . . . . .		v
Scope . . . . .	1	v
General . . . . .	2	v
Explanation of columns . . . . .	3	v
Special information . . . . .	4	vii
How to locate repair parts . . . . .	5	vii
Abbreviations . . . . .	6	viii
Federal supply codes for manufacturers . . . . .	7	viii
Recommendations for maintenance publications improvements . . . . .	8	ix
	Listing Page	illus Figure
Section II. REPAIR PARTS FOR DS, GS, AND DEPOT MAINTENANCE . . . . .	1	
Group 01. Engine Assembly, Air Compressor . . . . .	1	
Muffler . . . . .		1
Engine guards . . . . .		2
Fuel tank . . . . .		3
Fuel filter and lines . . . . .		4
Carburetor . . . . .		5
Flywheel and pulley . . . . .		6
Magneto, coil and backplate . . . . .		7
Spark plug and rotor . . . . .		8
Governor . . . . .		9
Governor control . . . . .		10
Cylinder head valve cover . . . . .		11
Engine block and crankshaft . . . . .		12
Gear case . . . . .		13
Piston and connecting rod . . . . .		14
Valve and camshaft . . . . .		15
02. Air Compressor Assembly . . . . .	8	
Head assembly . . . . .		16
Crankcase . . . . .		17
Cylinder, piston and rods . . . . .		18
Pilot assembly . . . . .		19
Hydraulic assembly . . . . .		20

	Listing Page	Illus Figure
Check valve . . . . .		21
03. Tanks, Lines, and Fittings . . . . .	16	
Air tank . . . . .		22
Air tank and fittings . . . . .		23
Fuel tank and gauges . . . . .		24
Fuel lines . . . . .		25
04. Prelube Pump and Piping . . . . .	18	26
05. Engine Control Panel . . . . .	19	27
06. Generator Assembly . . . . .	20	28
07. Engine Assembly (Diesel) . . . . .	21	
08. Silencer and Pipes . . . . .	21	
Exhaust pipe . . . . .		29
Silencer . . . . .		30
09. Radiator and Guards . . . . .	23	
Radiator . . . . .		31
Radiator kit . . . . .		32
Guards . . . . .		33
10. Filter and Bracket . . . . .	25	
Fuel filter . . . . .		34
Oil filter . . . . .		35
Filter mounting bracket . . . . .		36
11. Oil Cooler and Lines . . . . .	28	
Oil cooler . . . . .		37
Oil cooler lines . . . . .		38
12. Water Pump . . . . .		39
13. Pump Fuel Transfer . . . . .	33	40
14. Oil Pump . . . . .	35	41
Oil pump adapter . . . . .		42
15. Pump Fuel Priming . . . . .	37	43-44
16. Service Meter . . . . .	38	45-46
17. Damper and Pulley . . . . .	39	47
18. Accessory Drive . . . . .	40	48-49
19. Lubrication Valve and Lines . . . . .	43	50
20. Air Cleaner and Brackets . . . . .	43	51-52
21. Fuel Lines and Support . . . . .	45	53-54
22. Governor and Linkage (Sheet 1 of 2) . . . . .	47	55(1)
Governor and Linkage (Sheet 2 of 2) . . . . .		55(2)
Governor Linkage . . . . .		56
23. Tachometer Drive . . . . .	57	57
24. Safety Controls (Sheet 1 of 3) . . . . .	58	58(1)
Safety Controls (Sheet 2 of 3) . . . . .		58(2)
Safety Controls (Sheet 3 of 3) . . . . .		58(3)
25. Pump Fuel Injection . . . . .	62	59
26. Governor Drive (Sheet 1 of 2) . . . . .	64	60(1)
Governor Drive (Sheet 2 of 2) . . . . .		60(2)
27. Water Lines . . . . .	68	61
28. Water and Air Shutoff . . . . .	70	
Water temperature shutoff . . . . .		62
Air shutoff . . . . .		63
29. Front Lifting Eye and Breather . . . . .	71	
Front lifting eye . . . . .		64
Breather . . . . .		65
30. Manifold Intake . . . . .	72	66
31. Turbocharger . . . . .	72	67
Elbows . . . . .		68
32. Exhaust Pipe and Exhaust Manifold . . . . .	75	
Exhaust pipe . . . . .		69
Exhaust manifold . . . . .		70
33. Aftercooler (Sheet 1 of 2) . . . . .	78	71(1)
Aftercooler (Sheet 2 of 2) . . . . .		71(2)
34. Air Starting . . . . .	80	
Regulator valve . . . . .		72
Lubricator . . . . .		73
Silencer . . . . .		74
Air motor . . . . .		75

	Listing Page	Illus Figure
35. Cylinder Head and Valves (Sheet 1 of 2) . . . . .	84	76(1)
Cylinder Head and Valves (Sheet 2 of 2) . . . . .		76(2)
36. Flywheel and Housing . . . . .	89	77
37. Camshaft . . . . .	90	78
38. Oil Pan . . . . .	90	79
39. Piston and Rods . . . . .	92	80
40. Crankshaft . . . . .	92	81
41. Cylinder Block and Covers (Sheet 1 of 2) . . . . .	93	82(1)
Cylinder Block and Covers (Sheet 2 of 2) . . . . .		82(2)
42. Skid . . . . .	94	83
43. Switchboard (Redco) . . . . .	94	
Feeder panel (Sheet 1 of 3) . . . . .		84(1)
Feeder panel (Sheet 2 of 3) . . . . .		84(2)
Feeder panel (Sheet 3 of 3) . . . . .		84(3)
Generator panel (Sheet 1 of 3) . . . . .		85(1)
Generator panel (Sheet 2 of 3) . . . . .		85(2)
Generator panel (Sheet 3 of 3) . . . . .		85(3)
Auxiliary panel (Sheet 1 of 3) . . . . .		86(1)
Auxiliary panel (Sheet 2 of 3) . . . . .		86(2)
Auxiliary panel (Sheet 3 of 3) . . . . .		86(3)
Battery charger . . . . .		86(4)
44. Switchboard (Lloyd) . . . . .	101	
Feeder panel (Sheet 1 of 3) . . . . .		87(1)
Feeder panel (Sheet 2 of 3) . . . . .		87(2)
Feeder panel (Sheet 3 of 3) . . . . .		87(3)
Generator panel (Sheet 1 of 3) . . . . .		88(1)
Generator panel (Sheet 2 of 3) . . . . .		88(2)
Generator panel (Sheet 3 of 3) . . . . .		88(3)
Auxiliary panel . . . . .		89(1)
Auxiliary panel . . . . .		89(2)
Auxiliary panel . . . . .		89(3)
45. Gasket Sets and Repair Kits . . . . .	106	
46. Circuit Breaker (Westinghouse) . . . . .	112	
47. Circuit Breaker (General Electric) . . . . .	124	
Section III. SPECIAL TOOLS, TEST AND SUPPORT EQUIPMENT FOR DS, GS, AND DEPOT MAINTENANCE (NOT APPLICABLE)		
IV. FEDERAL STOCK NUMBER AND REFERENCE NUMBER INDEX . . . . .	250	



## SECTION I INTRODUCTION

### 1. Scope

This manual lists repair parts, special tools, test and support equipment required for the performance of direct support, general support, and depot maintenance of the Power Plant.

### 2. General

This Repair Parts and Special Tools List is divided into the following sections:

*a. Repair Parts - Section II.* A list, in figure and item number sequence, of repair parts authorized for the performance of maintenance at the direct support, general support, and depot level, including those items which must be removed for replacement of the authorized item. Items, except kits and sets, are listed by assembly groups in top down breakdown sequence. Repair parts kits and sets are listed separately as Group 45 at the end of the Repair Parts List without regard to the assembly group to which they belong. Components of the kits and sets are listed in their proper sequence in the assembly group to which they belong and are referenced to the FSN of the kit or set.

*b. Special Tools, Test and Support Equipment - Section III.* A list of special tools, test and support equipment authorized for the performance of maintenance at the direct support, general support, and depot level. Not Applicable.

*c. Federal Stock Number and Reference Number Index - Section IV.* A list of Federal stock numbers in ascending numerical sequence followed by a list of reference numbers in ascending alpha-numeric sequence, cross-referenced to the illustration figure number and item number.

*Note.* Items not illustrated are cross-referenced to group number.

### 3. Explanation of Columns

The following provides an explanation of columns in the tabular lists in Sections II and III:

*a. Source, Maintenance, and Recoverability Code (SMR).*

(1) Source code indicates the source for the listed item. Source codes are:

<i>Code</i>	<i>Explanation</i>
P	Repair Parts, Special Tools and Test Equipment supplied from GSA/DSA, or Army supply system, and authorized for use at indicated maintenance categories.
P2	Repair parts, Special Tools and Test Equipment which are procured and stocked for insurance purposes because the combat or military essentiality of the end item dictates that a minimum quantity be available in the supply system.
M	Repair Parts, Special Tools and Test Equipment which are not procured or stocked, as such, in the supply system but are to be manufactured at indicated maintenance levels.
A	Assemblies which are not procured or stocked as such, but are made up of two or more units. Such component units carry individual stock numbers and descriptions, are procured and stocked separately and can be assembled to form the required assembly at indicated maintenance categories.
X	Parts and assemblies that are not procured or stocked because the failure rate is normally below that of the applicable end item or component. The failure of such part or assembly should result in retirement of the end item from the supply system.
X1	Repair Parts which are not procured or stocked. The requirement for such items will be filled by the next higher assembly or component.
X2	Repair Parts, Special Tools, and Test Equipment which are not stocked and have no foreseen mortality. The indicated maintenance category requiring such repair parts will attempt to obtain the parts through cannibalization or salvage, the item may be requisitioned with exception data, from the end item manager, for immediate use.
G	Major assemblies that are procured with PEMA funds for initial issue only as exchange assemblies at DSU and GSU level. These assemblies will not be stocked above DS and GS level or returned to depot supply level.

(2) Maintenance code indicates the lowest category of maintenance authorized to install the listed item. The maintenance level codes are:

<i>Code</i>	<i>Explanation</i>
C . . . . .	Operator/Crew maintenance
O . . . . .	Organizational maintenance

Code	Explanation
F . . . . .	Direct Support maintenance
H . . . . .	General Support maintenance
D . . . . .	Depot maintenance

(3) Recoverability code indicates whether unserviceable items should be returned for recovery or salvage. Items not coded are expendable. Recoverability codes are:

Code	Explanation
R	Applied to repair parts, (assemblies and components) special tools and test equipment which are considered economically repairable at direct and general support maintenance levels. When the item is no longer economically repairable, it is normally disposed of at the GS level. When supply consideration dictates, some of the repair parts may be listed for automatic return to supply for depot level repair as set forth in AR 710-50. When so listed, they will be replaced by supply on an exchange basis.
S	Repair Parts, Special Tools, Test Equipment and assemblies which are economically repairable at DSU and GSU activities and which normally are furnished by supply on an exchange basis. When items are determined by a GSU to be uneconomically repairable, they will be evacuated to a depot for evaluation and analysis before final disposition.
T	Higher dollar value recoverable repair parts, special tools and test equipment which are subject to special handling and are issued on an exchange basis. Such items will be repaired or overhauled at depot maintenance activities only. No repair may be accomplished at lower levels.
U	Repair Parts, Tools and Test Equipment specifically selected for salvage by reclamation units because of precious metal content, critical materials, high dollar value or reusable casings or castings.

*b. Federal Stock Number.* This column indicates the Federal stock number assigned to the item and will be used for requisitioning purposes.

*c. Description.* This column indicates the Federal item name and a minimum characteristic description required to describe the item. Assembly components and subassemblies are indented under major assemblies. The abbreviation "w/e" when used as a part of the nomenclature indicates the Federal stock number includes all armament, equipment, accessories, and repair parts issued with the item. A part number or other reference number is followed by the applicable five-digit Federal supply code for manufacturer in parenthesis. Repair part quantities included in kits and sets are shown in front of the

repair part name. Material required for manufacture or fabrication is identified.

*d. Unit of Measure (U/M).* A two-character alphabetic abbreviation indicating the amount or quantity of the item, as used, upon which the allowances are based, e.g., ft, ea, pr, etc.

*e. Quantity Incorporated in Unit.* This column indicates the quantity of the item used in the assembly group. A "V" appearing in this column in lieu of a quantity indicates that a definite quantity cannot be indicated (e.g., shims, spacers, etc.).

*f. Thirty-Day DS/GS Maintenance Allowances.*

*Note.* Allowances in the GS column are for GS maintenance only.

(1) The allowance columns are divided into three subcolumns. Indicated in each subcolumn, opposite the first appearance of each item, is the total quantity of items authorized for the number of equipments supported. Subsequent appearances of the same item will have the letters "REF" in the applicable allowance columns indicating total allowance quantities will be shown with the first appearance of the item. To locate the reference item, locate the FSN or reference number in the index. The earliest figure and item number is the referenced item. Items authorized for use as required but not for initial stockage are identified with an asterisk in the allowance column.

(2) The quantitative allowances for DS/GS levels of maintenance will represent initial stockage for a 30-day period for the number of equipments supported.

(3) To determine allowances when supporting more than 100 of these equipments: First, divide the number of equipments supported by 100 by moving the decimal two places left; second, multiply the result by the quantity in the 51-100 density column. Example, authorized allowances for 51-100 equipments is 40; for 150 equipments multiply 40 by 1.50 or 60 parts required.

*g. One-Year Allowances per 100 Equipments/Contingency Planning Purposes.* This column indicates opposite the first appearance of each item the total quantity required for distribution and contingency planning purposes. Subsequent appearances of the same item will have the letters "REF" in this column. To locate the referenced

item, locate the FSN or reference number in the index. The earliest figure and item number is the referenced item. The range of items indicates total quantities of all authorized items required to provide adequate support of 100 equipments for one year.

*h. Depot Maintenance Allowance Per 100 Equipments.* This column indicates opposite the first appearance of each item the total quantity authorized for depot maintenance of 100 equipments. Subsequent appearances of the same item will have the letters "REF" in the allowance column. To locate the referenced item, locate the FSN or reference number in the index. The earliest figure and item number is the referenced item. Items authorized for use as required but not for initial stockage are identified with an asterisk in the allowance column.

*i. Illustration.* This column is divided as follows:

*Note.* Figures 1 thru 89 begin on page 140 and end on page 249. Groups 46 and 47 contain manufacturer's figures and begin on page 112.

(1) *Figure number.* Indicates the figure number of the illustration on which the item is shown.

(2) *Item number.* Indicates the callout number used to reference the item in the illustration.

#### 4. Special Information

*a. Group 46, Westinghouse Circuit Breaker Part Number 50HP250.* When ordering parts, always specify the part name and style number. If the style number is not known, use the figure number, name and item number if given, together with the instruction book number 1B32-253-1. Also always supply the complete information from the nameplate on the front of the breaker panel.

*Group 47, General Electric Circuit Breaker Part Number AM416-250-7H.* When ordering parts, use the catalog number reference number, and description of the part together with the instruction book number GE1-88761. Also supply the complete information from the nameplate on the breaker panel.

*b.* Repair parts mortality has been based on 6000 hours of operation per year.

*c.* Parts which require manufacture or

assembly at a category higher than that authorized for installation will indicate in the source column the higher category.

*d.* The following publications pertain to the Power Plant and its components:

TM 5-6115-550-20P Organizational Maintenance Repair Parts and Special Tools Lists.

TM 5-6115-550-14 Operator, Organizational, Direct Support and General Support Maintenance Manual.

LO 5-6115-550-12 Lubrication Order

#### 5. How to Locate Repair Parts

*a. When Federal Stock Number, Reference Number or Part Number is Unknown:*

(1) Using the table of contents, determine the assembly group within which the repair part belongs. This is necessary since illustrations are prepared for assembly groups, and listings are divided into the same groups.

(2) Find the illustration covering the assembly group to which the repair part belongs.

(3) Identify the repair part on the illustration and note the illustration figure number and item number of the repair part.

(4) Using the Repair Parts Listing, find the assembly group to which the repair part belongs and locate the illustration figure and item number noted on the illustration.

*b. When the Federal Stock Number, Reference Number, or Part Number is Known:*

(1) Using the Index of Federal Stock Numbers, Reference Numbers, and/or Part Numbers find the pertinent Federal stock number, reference number, and/or part number. This index is in ascending FSN sequence followed by a list of reference numbers or part numbers in ascending alpha-numeric sequence, cross-referenced to the illustration figure number and item number.

(2) Using the Repair Parts Listing, find the assembly group of the repair part and the illustration figure number and item

number referenced in the Index of Federal Stock Numbers, Reference Numbers, or Part Numbers.

c. *When the Federal Stock Number, Reference Number, or Part Number is Known and the Repair Part is not Illustrated:*

(1) Using the Index of Federal Stock Numbers, Reference Numbers, or Part Numbers find the pertinent Federal stock number, reference number, or part number in the section titled "Items Not Illustrated" and note the group number. This section is in ascending FSN sequence followed by a list of reference numbers or part numbers in alpha-numeric sequence, cross-referenced to assembly group number.

(2) Using the Table of Contents, locate the assembly group number and page number.

(3) Using the applicable group number and page number, locate the pertinent FSN, reference number, or part number in the Repair Parts Listing. Items which are not illustrated are listed at the end of the assembly group to which they belong.

## 6. Abbreviations

AC	.....	Alternating Current
AMP	.....	Ampere (s)
DC	.....	Direct Current
DIA	.....	Diameter
EA	.....	Each
FT	.....	Foot (feet)
Hd	.....	Head
In	.....	Inch (es)
KW	.....	Kilowatt (s)
Lg	.....	Long (length)
Mtg	.....	Mounting (s)
PSI	.....	Pounds Per Square Inch
Sq	.....	Square
Thd	.....	Thread (s)
Thk	.....	Thickness
V	.....	Volt (s)
W	.....	Watt

## 7. Federal Supply Codes for

### Manufacturers

Code	Manufacturer
00214	..... Century Electronics and Instruments
00624	..... Aeroquip Corp
00736	..... Air-Maze Division of Rockwell-Standard Corp
01002	..... General Electric Co.
01121	..... Allen-Bradley Co.
01139	..... General Electric Co.
01296	..... Tierney Electric Mfg. Co.
01518	..... Alnor Instrument Co.

Code	Manufacturer
02002	..... Cooke Engineering Co.
02295	..... General Electric Co.
02329	..... Glastic Corp
02660	..... Amphenol Corp
03486	..... Westinghouse Electric Corp
03497	..... General Electric Co.
03516	..... General Electric Co.
04314	..... General Electric Co.
04419	..... Lincoln Electric Co.
04725	..... Republic Electric and Development Co.
04809	..... Square D Co.
05277	..... Westinghouse Corp
05684	..... Barkeley Electric Mfg Co.
05685	..... Reynolds Printasign Co.
06859	..... Thomas Industries Inc
07263	..... Vogue Instrument Corp
08645	..... Briggs and Stratton Corp
08804	..... General Electric Co.
09214	..... General Electric Co.
10327	..... Cadillac Gage Co.
10983	..... American Solenoid Co. Inc
11083	..... Caterpillar Tractor Co.
12684	..... Republic Electric and Development Co.
15373	..... Schoonmaker A.G. Co. Inc
15605	..... Cutler-Hammer Inc
19204	..... Rock Island Arsenal
19728	..... Prestolite Co.
19804	..... Square D Co.
23826	..... Furnas Electric Co.
24161	..... Gates Rubber Co.
24446	..... General Electric
25326	..... Lloyd Controls Inc
28478	..... Deltrol Control
30327	..... Imperial-Eastman Corp
32770	..... Kato Engineering Co.
44655	..... Ohmite Mfg Co.
49576	..... Colt Industries Inc
54641	..... Sherwood Brass Works
56289	..... Sprague Electric Co.
56365	..... Square D Co.
60145	..... Tokheim Corp
63325	..... ITT Lamp Division Vulcan Operation
64467	..... Weksler Instruments Corp
66503	..... Woodward Governor Co.
67049	..... Young Radiator Company
70642	..... Atkomatic Valve Company Inc.
71400	..... Bussmann Mfg
72100	..... Marshalltown Mfg Inc
75346	..... Kirkland H R
75348	..... Kirkman Engineering Corp
76381	..... Minnesota Mining and Mfg Company
77342	..... American Machine and Foundry Company
77844	..... Robert Mfg Company
78225	..... Stant Mfg Company
78500	..... Rockwell-Standard Corp
79911	..... Ohio Brass Company
80294	..... Bourns Inc
80991	..... Miracle Adhesive Corp
81349	..... Military Specification Promulgated by Standardization Division Directorate of Logistic Service DSA
82239	..... Shurite Meters
82386	..... Sun Electric Corp
83851	..... Kurman Instruments Corp
84396	..... Glesner A J Company Inc.
88434	..... Square D Company



<i>Code</i>	<i>Manufacturer</i>
90211 . . . . .	Square D Company
91345 . . . . .	Miller Dial and Name Plate Company
91929 . . . . .	Honeywell Inc
94607 . . . . .	Amot Controls Corp
95018 . . . . .	General Electric Co
95933 . . . . .	Revcor Inc
96906 . . . . .	Military Standards Promulgated by Standardization Div Directorate of Logistic Services DSA
97403 . . . . .	Army Engineer Research and Development Laboratories
97520 . . . . .	Basler Electric Co.
98310 . . . . .	Potter Co.
98905 . . . . .	Federal Sign and Signal Corp
99954 . . . . .	Quality Gasket and Mfg Co.

## 8. Recommendations for Maintenance Publication Improvements

Report of errors, omissions, and recommendations for improving this publication by the individual user is encouraged. Reports should be submitted on DA Form 2028 (Recommended Changes to Publications), and forwarded direct to Commanding General, U.S. Army Mobility Equipment Command, ATTN: ASMEME-MPP, 4300 Goodfellow Boulevard, St. Louis, Mo. 63120.



(1) SAR CODE	(2) FEDERAL STOCK NUMBER	(3) DESCRIPTION  REF NUMBER & MFR CODE	(4) USABLE ON CODE  UNIT OF MEAS	(5) QTY INC IN UNIT	(6) 30-DAY DS MAINT ALLOWANCE			(7) 30-DAY GS MAINT ALLOWANCE			(8) 1-YR ALW PER 100 EQUIP CNTGY	(9) DEPOT MAINT ALW PER 100 EQUIP	(10) ILLUS- TRATION	
					(a)	(b)	(c)	(a)	(b)	(c)			(a)	(b)
					1-20	21-50	51-100	1-20	21-50	51-100			FIG. NO.	ITEM NO.
		SECTION 11 - REPAIR PARTS FOR DS, GS AND DEPOT MAINTENANCE												
		GROUP 01 - ENGINE ASSEMBLY, AIR COMPRESSOR												
P O R		ENGINE, GASOLINE 231400 (08645)	EA	1	2	2	3	2	2	3	40	30	1	
P O		MUFFLER, EXHAUST 290933 (08645)	EA	1	*	2	2	*	2	2	15	12	1	1
X20		ELBOW, MUFFLER 91296 (08645)	EA	1									1	2
X20		LOCKNUT, MUFFLER 91310 (08645)	EA	1									1	3
X20		NIPPLE, EXHAUST MUFFLER 91416 (08645)	EA	1									1	4
X20		HOUSING, BLOWER 291407 (08645)	EA	10									2	1
P O		WASHER, LOCK; BLOWER HOUSING AND AIR GUIDE MTG, 1/4 IN. SCREW SIZE 90832 (08645)	EA	10	*	*	*	*	*	*	*	*	2	2
P O		SCREW, CAP, HEXAGON HEAD; BLOWER HOUSING AND AIR GUIDE MTG, 1/4-20 THD SIZE, 1/4 IN. LG 92666 (08645)	EA	10	*	*	*	*	*	*	*	*	2	3
X20		COVER, CYLINDER HEAD 291867 (08645)	EA	1									2	4
X20		SHIELD, CYLINDER 22951 (08645)	EA	1									2	5
X20		STRAP ASSEMBLY, FUEL TANK 291490 (08645)	EA	1									3	1
P O		SCREW, MACHINE; STRAP ASSEMBLY, FILLISTER HEAD, 1/4-20 THD SIZE, 1 1/4 IN. LG 91257 (08645)	EA	2	*	*	*	*	*	*	*	*	3	2
P O	2910-269-7125	CAP, FUEL TANK 69221 (08645)	EA	1	*	2	2	*	2	2	20	18	3	3
X20		TANK ASSEMBLY, FUEL, 6 QUART 291488 (08645)	EA	1									3	4
X20		SUPPORT, UPPER FUEL TANK 22907 (08645)	EA	1									3	5
X20		BRACKET, FUEL TANK 22813 (08645)	EA	1									3	6
P O		SCREW, CAP, HEXAGON HEAD; FUEL TANK BRACKET MTG, 5/16-18 THD SIZE, 3/4 IN. LG 92272 (08645)	EA	2	*	*	*	*	*	*	*	*	3	7
P O		WASHER, LOCK; FUEL TANK BRACKET MTG, 5/16 IN. SCREW SIZE 90366 (08645)	EA	2	*	*	*	*	*	*	*	*	3	8
P O		NUT, PLAIN, SQUARE; STRAP SCREW, 1/4-20 THD SIZE 90970 (08645)	EA	2	*	*	*	*	*	*	*	*	3	9
X20		PIPE, FUEL; FUEL FILTER TO PUMP 99396 (08645)	EA	1									4	1
P O	2910-370-9179	FILTER ASSEMBLY, FUEL 99910 (08645)	EA	1	*	*	2	*	*	2	8	6	4	2

(1) SNR CODE	(2) FEDERAL STOCK NUMBER	(3) DESCRIPTION  USABLE ON CODE  REF NUMBER & MFR CODE	(4) UNIT OF MEAS	(5) QTY INC IN UNIT	(6) 30-DAY DS MAINT ALLOWANCE			(7) 30-DAY GS MAINT ALLOWANCE			(8) 1-YR ALW PER 100 EQUIP CNTGY	(9) DEPOT MAINT ALW PER 100 EQUIP	(10) ILLUS- TRATION	
					(a)	(b)	(c)	(a)	(b)	(c)			(a)	(b)
					1-20	21-50	51-100	1-20	21-50	51-100			FIG. NO.	ITEM NO.
X20		CONNECTOR, FUEL PIPE 53029 (08645)	EA	1									4	3
X20		COVER ASSEMBLY, FUEL FILTER 99909 (08645)	EA	1									4	4
X20		VALVE, FUEL SHUT-OFF 299913 (08645)	EA	1									4	5
X20		SCREEN, FUEL FILTER 22547 (08645)	EA	1									4	6
X1		GASKET, FUEL FILTER BOWL 68477 (08645) (PART OF KIT, FSN 2805-424-3407)	EA	1									4	7
P 0		BOWL, FUEL FILTER 29663 (08645)	EA	1	*	1	1	*	1	1	15	10	4	8
X20		YOKE ASSEMBLY, FUEL FILTER 99665 (08645)	EA	1									4	9
P 0		SCREW, CAP, HEXAGON HEAD; ELBOW AND CARBURETOR MTG, 1/4-20 THD SIZE, 3/4 IN. LG 90700 (08645)	EA	4	*	*	*	*	*	*	*	*	5	1
P 0		WASHER, LOCK; ELBOW AND CARBURETOR MTG, 1/4 IN. SCREW SIZE 90832 (08645)	EA	5	*	*	*	*	*	*	*	*	5	2
X20	2910-424-3368	ELBOW; CARBURETOR INTAKE 21920 (08645)	EA	1									5	3
X1	2805-292-1519	GASKET, INTAKE ELBOW 27381 (08645) (PART OF KIT, FSN 2805-424-3407)	EA	1									5	4
X20		AIR CLEANER ASSEMBLY 297869 (08645)	EA	1									5	5
X20		COVER, AIR CLEANER 221468 (08645)	EA	1									5	6
X20		SCREEN, AIR CLEANER 297759 (08645)	EA	1									5	7
P 0	2940-847-5366	ELEMENT; AIR CLEANER 270093 (08645)	EA	1	8	17	33	8	17	33	400	200	5	8
X20		BASE, AIR CLEANER 221466 (08645)	EA	1									5	9
X1		GASKET; AIR CLEANER MTG 67247 (08645) (PART OF KIT, FSN 2805-424-3407)	EA	1									5	10
X20		NUT, WING; AIR CLEANER STUD 92650 (08645)	EA	1									5	11
X20		STUD, AIR CLEANER 230739 (08645)	EA	1									5	12
X20		PIPE, AIR CLEANER 291462 (08645)	EA	1									5	13
P 0	5330-171-7596	GASKET; AIR CLEANER STUD 66648 (08645)	EA	1	2	4	8	2	4	8	100	80	5	14
P 0		NUT, PLAIN, HEXAGON; STUD, 1/4-20 THD SIZE 92129 (08645)	EA	1	*	*	*	*	*	*	*	*	5	15
X20		STRAP, AIR CLEANER PIPE 22832 (08645)	EA	1									5	16

(1) SMR CODE	(2) FEDERAL STOCK NUMBER	(3) DESCRIPTION  REF NUMBER & MFR CODE	(4) USABLE ON CODE	(5) UNIT OF MEAS	(6) QTY INC IN UNIT	(8) 30-DAY BS MAINT ALLOWANCE			(7) 30-DAY GS MAINT ALLOWANCE			(9) 1-YR ALW PER 100 EQUIP CNTSY	(10) DEPOT MAINT ALW PER 100 EQUIP	(11) ILLUS- TRATION	
						(a)	(b)	(c)	(d)	(e)	(f)			(a)	(b)
						1-30	21-30	31-100	1-30	21-30	31-100			FIG. NO.	ITEM NO.
P O		SCREW, CAP, HEXAGON HEAD: STRAP MTG, 1/4-20 THD SIZE, 3/8 IN. LG 91468 (08645)		EA	1	*	*	*	*	*	*	*	*	5	17
X20		LINK, THROTTLE 26725 (08645)		EA	1									5	18
X1	2805-351-6460	GASKET; INTAKE ELBOW 67647 (08645) (PART OF KIT, FSN 2805-424-3407)		EA	1									5	19
P O		ELBOW, PIPE TO TUBE: FUEL LINE TO CARBURETOR 63377 (08645)		EA	1	*	*	*	*	*	*	*	*	5	20
P O		SCREW, CAP, HEXAGON HEAD: AIR CLEANER PIPE MTG, 1/4-20 THD SIZE, 1/4 IN. LG 92666 (08645)		EA	1	*	*	*	*	*	*	*	*	5	21
P O	2910-221-0221	CARBURETOR ASSEMBLY 293950 (08645)		EA	1	2	3	5	2	3	5	60	100	5	22
P O	2990-294-2434	ROPE, STARTER 69932 (08645)		EA	1	4	8	17	4	8	17	200	100	6	1
X20	2990-200-4728	PULLEY, ROPE STARTER 22809 (08645)		EA	1									6	2
P O	2805-353-7696	FLYWHEEL 291657 (08645)		EA	1	*	*	2	*	*	2	10	8	6	3
X20		LOCK, FLYWHEEL NUT 22906 (08645)		EA	1									6	4
P O		WASHER, LOCK; FLYWHEEL NUT LOCK MTG, 5/16 IN. SCREW SIZE 90366 (08645)		EA	2	*	*	*	*	*	*	*	*	6	5
P O		SCREW, CAP, HEXAGON HEAD: FLYWHEEL NUT LOCK MTG, 5/16-18 THD SIZE, 3/4 IN. LG 92272 (08645)		EA	2	*	*	*	*	*	*	*	*	6	6
X20		NUT, FLYWHEEL 230674 (08645)		EA	1									6	7
X20		CABLE, IGNITION, SHIELDING 291508 (08645)		EA	1									7	1
X20		BRACKET; ARMATURE MTG 211440 (08645)		EA	1									7	2
P O		NUT, PLAIN, HEXAGON; BACKPLATE MTG, NO. 8-32 THD SIZE 90576 (08645)		EA	1	*	*	*	*	*	*	*	*	7	3
X20		WASHER; BACKPLATE TERMINAL 26404 (08645)		EA	1									7	4
X20		WASHER; BACKPLATE TERMINAL 66154 (08645)		EA	1									7	5
X20		SCREW; CLAMP 93410 (08645)		EA	1									7	6
X20		CLAMP, CABLE 221340 (08645)		EA	1									7	7
P O		WASHER, LOCK; BACKPLATE TERMINAL 92864 (08645)		EA	1	*	*	*	*	*	*	*	*	7	8
P O		SCREW, MACHINE; BACKPLATE TERMINAL, FILLISTER HEAD, NO. 8-32 THD SIZE, 1/2 IN. LG 90200 (08645)		EA	1	*	*	*	*	*	*	*	*	7	9
P F		SCREW, CAP, HEXAGON HEAD; BEARING SUPPORT MTG, 1/4-20 THD SIZE, 3/4 IN. LG 90700 (08645)		EA	4	*	*	*	*	*	*	*	*	7	10

(1) SMR CODE	(2) FEDERAL STOCK NUMBER	(3) DESCRIPTION  REF NUMBER & MFR CODE	(4) USABLE ON CODE	(5) UNIT OF MEAS	(6) 30-DAY DS MAINT ALLOWANCE	(7) 30-DAY GS MAINT ALLOWANCE			(8) 1-YR ALW PER 100 EQUIP CNTGY	(9) DEPOT MAINT ALW PER 100 EQUIP	(10) ILLUS- TRATION				
						(a)	(b)	(c)			(a)	(b)	(c)	(a)	(b)
						1-20	21-50	51-100			1-20	21-50	51-100	FIG. NO.	ITEM NO.
P F		WASHER, LOCK: BEARING SUPPORT MTG, 1/4 IN. SCREW SIZE 90832 (08645)		EA	4	*	*	*	*	*	*	7	11		
X2F		SUPPORT ASSEMBLY, BEARING 291672 (08645)		EA	1							7	12		
X1		GASKET: BEARING SUPPORT 27349 (08645) (PART OF KIT, FSN 2805-424-3407)		EA	1							7	13		
X20		PLATE, BACK 298159 (08645)		EA	1							7	14		
P O		SCREW, BACKPLATE MOUNTING 93158 (08645)		EA	4	*	*	*	*	*	*	7	15		
P O		SPRING, BREAKER ARM 26018 (08645)		EA	1	*	*	2	*	*	2	10	8	7	16
P O		BREAKER ASSEMBLY, IGNITION 298185 (08645)		EA	1	2	2	4	2	2	4	50	45	7	17
P O	5910-974-3888	CONDENSER 291369 (08645)		EA	1	8	17	33	8	17	33	400	200	7	18
X20		WIRE, GROUND 295413 (08645)		EA	1									7	19
P O		WASHER, LOCK: GROUND WIRE 92791 (08645)		EA	2	*	*	*	*	*	*	*	*	7	20
X20		INSULATOR: GROUND WIRE 66895 (08645)		EA	1									7	21
X20		COVER, BREAKER 211327 (08645)		EA	1									7	22
P O		SCREW: BREAKER COVER MTG 93400 (08645)		EA	2	*	*	*	*	*	*	*	*	7	23
P O		WASHER, LOCK: BREAKER COVER MTG 90364 (08645)		EA	2	*	*	*	*	*	*	*	*	7	24
X20		LEAD, PRIMARY 298141 (08645)		EA	1									7	25
P O		SCREW, ARMATURE TO MOUNTING BRACKET 93381 (08645)		EA	2	*	*	*	*	*	*	*	*	7	26
P O		ARMATURE ASSEMBLY: IGNITION 298968 (08645)		EA	1	*	2	2	*	2	2	18	15	7	27
P O		SCREW: ARMATURE BRACKET TO CYLINDER MTG 93473 (08645)		EA	1	*	*	*	*	*	*	*	*	7	28
P O		NUT: CONTACT POINT ADJUSTING SCREW 230783 (08645)		EA	1	*	*	*	*	*	*	*	*	7	29
P O		SCREW: BREAKER MTG 93171 (08645)		EA	2	*	*	*	*	*	*	*	*	7	30
P O		GASKET: BREAKER COVER 270176 (08645)		EA	1	*	*	2	*	*	2	10	5	7	31
X20	2920-374-3777	SWITCH, STOP 220197 (08645)		EA	1									8	1
P O	2920-064-7811	SPARK PLUG 14R8 (19728)		EA	1	16	34	66	16	34	66	800	200	8	2
X1	2920-202-2485	GASKET: SPARK PLUG 29806 (08645)		EA	1									8	3
X20		SHIELD: SPARK PLUG 291630 (08645)		EA	1									8	4

(1) SMR CODE	(2) FEDERAL STOCK NUMBER	(3) DESCRIPTION  REF NUMBER & MFR CODE	(4) USABLE ON CODE	(5) UNIT OF MEAS	(6) 30-DAY DS MAINT ALLOWANCE			(7) 30-DAY GS MAINT ALLOWANCE			(8) 1-YR ALW PER 100 EQUIP CNTGY	(9) DEPOT MAINT ALW PER 100 EQUIP	(10) ILLUS- TRATION		
					(a)	(b)	(c)	(a)	(b)	(c)			(a)	(b)	
															1-20
X20	2920-353-7730	ROTOR ASSEMBLY, MAGNETO 291363 (08645)		EA	1								8	5	
X20		PLUNGER, CONTACT 298125 (08645)		EA	1								8	6	
X2F		WASHER: GOVERNOR CRANK 22826 (08645)		EA	1								9	1	
P F		PIN, COTTER: CRANK ASSEMBLY, 1/16 IN. DIA, 1/4 IN. LG 91984 (08645)		EA	1	*	*	*	*	*	*	*	9	2	
P F		CRANK ASSEMBLY: GOVERNOR 291364 (08645)		EA	1	*	2	2	*	2	2	20	18	9	3
P F	2990-424-3393	GEAR ASSEMBLY, GOVERNOR 291192 (08645)		EA	1	*	2	2	*	2	2	20	18	9	4
P F	2990-371-4930	SHAFT: GOVERNOR GEAR 291177 (08645)		EA	1	*	2	2	*	2	2	20	18	9	5
X20		NUT: GOVERNOR ADJUSTING 21772 (08645)		EA	1								10	1	
X20		ROD: GOVERNOR CONTROL 23963 (08645)		EA	1								10	2	
X20	2910-778-8648	LEVER: GOVERNOR CONTROL 22814 (08645)		EA	1								10	3	
P O	2990-351-6937	SPRING: GOVERNOR 26764 (08645)		EA	1	2	3	3	2	3	3	40	30	10	4
P O		SCREW, MACHINE: LEVER, 1/4-20 THD SIZE, 5/8 IN. LG 92863 (08645)		EA	1	*	*	*	*	*	*	*	*	10	5
X20	2990-493-4250	LEVER ASSEMBLY: GOVERNOR 291365 (08645)		EA	1								10	6	
P O		NUT, PLAIN, HEXAGON: LEVER, 1/4-20 THD SIZE 90356 (08645)		EA	1	*	*	*	*	*	*	*	*	10	7
P O		SCREW, CAP, HEXAGON HEAD: LEVER, 1/4-20 THD SIZE, 5/8 IN. LG 91422 (08645)		EA	1	*	*	*	*	*	*	*	*	10	8
X20		BUSHING: CONTROL LEVER 23849 (08645)		EA	1								10	9	
P O		SCREW: CYLINDER HEAD 92674 (08645)		EA	8	*	*	*	*	*	*	*	*	11	1
P O	5310-813-9755	WASHER: CYLINDER HEAD PLP22963 (08645)		EA	6	*	*	*	*	*	*	*	*	11	2
P O	2805-356-1055	HEAD, CYLINDER 210580 (08645)		EA	1	*	*	2	*	*	2	6	4	11	3
P O	5330-424-3384	GASKET: CYLINDER HEAD 27352 (08645) (PART OF KIT, FSN 2805-424-3407)		EA	1	3	5	10	3	5	10	120	100	11	4
P O	2805-478-8211	BREATHER 297704 (08645)		EA	1	2	2	3	2	2	3	40	30	11	5
P O		PLUG, PIPE: CRANKCASE BASE DRAIN, SQ HD, 3/8-18 THD SIZE 91084 (08645)		EA	1	*	*	*	*	*	*	*	*	11	6
X20		NIPPLE: OIL FILLER 230470 (08645)		EA	1									11	7
P O	5330-298-0770	GASKET: OIL FILLER CAP 65933 (08645)		EA	1	2	4	8	2	4	8	100	80	11	8
X20		CAP ASSEMBLY: OIL FILLER 292402 (08645)		EA	1									11	9

(1) SMR CODE	(2) FEDERAL STOCK NUMBER	(3) DESCRIPTION  USABLE ON CODE  REF NUMBER & MFR CODE	(4) UNIT OF MEAS	(5) QTY INC IN UNIT	(6) 30-DAY GS MAINT ALLOWANCE			(7) 30-DAY GS MAINT ALLOWANCE			(8) 1-YR ALW PER 100 EQUIP CNTGY	(9) DEPOT MAINT ALW PER 100 EQUIP	(10) ILLUS- TRATION	
					(a)	(b)	(c)	(a)	(b)	(c)			(a)	(b)
					1-20	21-50	51-100	1-20	21-50	51-100			FIG. NO.	ITEM NO.
X1	2805-663-4373	GASKET, VALVE COVER 66214 (08645) (PART OF KIT, FSN 2805-424-3407)	EA	1									11	10
X20		COVER, VALVE 22795 (08645)	EA	1									11	11
X1		WASHER, VALVE COVER 22353 (08645) (PART OF KIT, FSN 2805-424-3407)	EA	1									11	12
P O	5305-011-7285	SCREW, CAP, HEXAGON HEAD: COVER MTG 90931 (08645)	EA	1	*	*	*	*	*	*	*	*	11	13
P F	2805-120-4918	CRANKSHAFT 260761 (08645)	EA	1	*	*	2	*	*	2	10	8	12	1
P F		BUSHING, GOVERNOR CRANK 23837 (08645)	EA	1	*	2	2	*	2	2	20	18	12	2
X2F	2805-424-3404	CYLINDER ASSEMBLY 291641 (08645)	EA	1									12	3
P O	5305-017-9841	SCREW, CAP, HEXAGON HEAD: BASE MTG, 3/8-16 THD SIZE, 1 1/4 IN. LG 90887 (08645)	EA	4	*	*	*	*	*	*	*	*	12	4
P O	5310-261-7340	WASHER, LOCK: BASE MTG 92268 (08645)	EA	4	*	*	*	*	*	*	*	*	12	5
X1	2805-493-4157	GASKET, ENGINE BASE 27351 (08645) (PART OF KIT, FSN 2805-424-3407)	EA	1									12	6
X2F	2805-353-7680	BASE ASSEMBLY, ENGINE 291404 (08645)	EA	1									12	7
X1	2805-493-4156	GASKET, CRANKCASE COVER 27350 (08645)	EA	1									12	8
P O	5310-010-3320	WASHER, LOCK: COVER MTG, 5/16 IN. SCREW SIZE 90366 (08645)	EA	4	*	*	*	*	*	*	*	*	12	9
P O	5306-010-0121	SCREW, CAP, HEXAGON HEAD: COVER ASSEMBLY MTG 92272 (08645)	EA	4	*	*	*	*	*	*	*	*	12	10
X20		PULLEY, V-BELT STARTER 210630 (08645)	EA	1									12	11
P O	3030-227-6671	V-BELT SET 296499 (08645)	EA	1	*	2	2	*	2	2	15	12	12	12
P F	2805-286-7595	SEAL, OIL: CRANKCASE COVER ASSEMBLY 291675 (08645)	EA	1	2	2	3	2	2	3	40	30	12	13
X2F	2805-513-9605	COVER ASSEMBLY, CRANKCASE 291665 (08645)	EA	1									12	14
P F	3110-155-6204	BEARING, BALL: CRANKSHAFT 291667 (08645)	EA	2	2	4	8	2	4	8	100	80	12	15
P O	5315-816-6777	KEY: PULLEY MTG MS20066-233 (96906)	EA	1	*	*	*	*	*	*	*	*	12	16
X2F	2805-353-7671	COVER ASSEMBLY: GEARCASE 291354 (08645)	EA	1									13	1
P F	2805-424-3383	GASKET, GEARCASE COVER 27328 (08645) (PART OF KIT, FSN 2805-424-3407)	EA	1	*	1	1	*	1	1	15	10	13	2



(1) SMR CODE	(2) FEDERAL STOCK NUMBER	(3) DESCRIPTION  REF NUMBER & MFR CODE	(4) USABLE ON CODE  UNIT OF MEAS	(5) QTY INC IN UNIT	(6) 30-DAY DS MAINT ALLOWANCE			(7) 30-DAY GS MAINT ALLOWANCE			(8) 1-YR ALW PER 100 EQUIP CNTQY	(9) DEPOT MAINT ALW PER 100 EQUIP	(10) IL TI  (a) FIG NO.
					(a)	(b)	(c)	(a)	(b)	(c)			
					1-20	21-50	51-100	1-20	21-50	51-100			
P F	2805-493-4265	SHAFT ASSEMBLY, DRIVE 291762 (08645)	EA	1	*	2	2	*	2	2	16	20	1
X2F		CASE ASSEMBLY; GEAR 291357 (08645)	EA	1									1
P F	5306-010-0121	SCREW, CAP, HEXAGON HEAD: CASE MTG, 5/16-18 THD SIZE, 3/4 IN. LG 92272 (08645)	EA	6	*	*	*	*	*	*	*	*	1
X2F	5310-679-0279	LOCK; GEARCASE 220790 (08645)	EA	1									1
P O		PLUG, PIPE; COVER, SQ HD, 1/8-27 THD SIZE 91488 (08645)	EA	1	*	*	*	*	*	*	*	*	1
P F	5310-010-3320	WASHER, LOCK; GEARCASE COVER 90366 (08645)	EA	3	*	*	*	*	*	*	*	*	1
P O		SCREW; GEARCASE ANCHOR 91366 (08645)	EA	3	*	*	*	*	*	*	*	*	1
P F	2805-848-4307	SEAL OIL; ECCENTRIC 298423 (08645)	EA	1	*	2	2	*	2	2	20	15	1
P F	2805-356-1717	RING SET; PISTON, STD 292100 (08645)	EA	1	2	4	8	2	4	8	100	80	1
P F	5340-118-1649	LOCK, PISTON, PIN 65776 (08645)	EA	1	2	3	7	2	3	7	80	60	1
P F	2805-360-7056	PISTON ASSEMBLY 99947 (08645)	EA	1	2	2	3	2	2	3	40	30	1
P F	2805-424-3405	ROD ASSEMBLY, CONNECTING 291647 (08645)	EA	1	2	2	3	2	2	3	40	30	1
X2F		DIPPER, CONNECTING ROD 220805 (08645)	EA	1									1
P F	2805-493-3670	LOCK, ROD SCREW 22946 (08645)	EA	1	2	3	5	2	3	5	60	50	1
X2F		SCREW, CONNECTING ROD 230557 (08645)	EA	2									1
P F	2805-356-0798	PIN ASSEMBLY, PISTON 69925 (08645)	EA	1	2	2	3	2	2	3	40	30	1
P F	2805-353-7617	VALVE, EXHAUST 26736 (08645)	EA	1	2	2	4	2	2	4	50	40	1
P F	2805-356-1178	COLLAR, VALVE SPRING 68283 (08645)	EA	2	3	5	10	3	5	10	120	100	1
P F	5310-272-6446	CUP, VALVE SPRING 62222 (08645)	EA	2	2	2	4	2	2	4	50	40	1
P F	2805-386-3226	SPRING, EXHAUST VALVE 26828 (08645)	EA	1	2	3	5	2	3	5	60	50	1
P F	2805-353-7724	ROTCAP, EXHAUST VALVE 292260 (08645)	EA	2	2	4	8	2	4	8	100	80	1
P F	2805-376-4273	TAPPET, VALVE 26670 (08645)	EA	2	2	2	3	2	2	3	40	30	1
P F	2805-374-3811	GEAR ASSEMBLY, CAM 291400 (08645)	EA	1	*	2	2	*	2	2	16	10	1
P F	5315-360-7067	PIN, STRAIGHT, HEADLESS: CAM 66203 (08645)	EA	1	*	2	2	*	2	2	16	10	1
X2F		PLUG, CAMSHAFT 65932 (08645)	EA	1									1
P F		RETAINER, VALVE SPRING 68293 (08645)	EA	2	2	4	8	2	4	8	100	80	1

(1) SMR CODE	(2) FEDERAL STOCK NUMBER	(3) DESCRIPTION  REF NUMBER & MFR CODE	(4) USABLE ON CODE	(5) UNIT OF MEAS	QTY INC IN UNIT	(6) 30-DAY DS MAINT ALLOWANCE			(7) 30-DAY GS MAINT ALLOWANCE			(8) 1-YR ALW PER 100 EQUIP CNTGY	(9) DEPOT MAINT ALW PER 100 EQUIP	(10) ILLUS- TRATION		
						(a)	(b)	(c)	(a)	(b)	(c)			(a)	(b)	
						1-20	21-50	51-100	1-20	21-50	51-100			FIG. NO.	ITEM NO.	
P F		SPRING, VALVE INTAKE 65906 (08645)		EA	1	2	3	5	2	3	5	60	50	15	11	
P F	2805-517-9926	VALVE, INTAKE 23923 (08645)		EA	1	2	2	3	2	2	3	40	30	15	12	
		GROUP 02 - AIR COMPRESSOR ASSEMBLY														
X20 R		COMPRESSOR ASSEMBLY, AIR MODEL 325 (49576)		EA	1										16	
X2F		HEAD, BARE 6609 (49576)		EA	1										16	1
X2F		NUT: VALVE ASSEMBLY HOLD-DOWN SCREW LOCK 2623 (49576)		EA	4										16	2
P F		SCREW: VALVE ASSEMBLY HOLD-DOWN 5916 (49576)		EA	4	*	*	*	*	*	*	*	*	*	16	3
X2F	4730-871-1761	PLATE, COVER 5906 (49576)		EA	2										16	4
P F		SCREW, CAP, HEXAGON HEAD: PLATE MTG, 7/16-14 THD SIZE, 1 1/4 IN. LG 2054 (49576)		EA	16	*	*	*	*	*	*	*	*	*	16	5
P F	4310-360-4064	GASKET, VALVE COVER PLATE 1852 (49576)		EA	2	*	2	2	*	2	2	20	10	16	6	
P O	4310-491-0066	VALVE, SAFETY 2961 (49576)		EA	4	*	2	2	*	2	2	12	10	16	7	
X2F		SPACER, VALVE 5918 (49576)		EA	2										16	8
P F	4310-824-0384	VALVE ASSEMBLY, DISCHARGE 7271X (49576)		EA	1	*	2	2	*	2	2	12	10	16	9	
P F	4310-450-9346	BUMPER, EXHAUST VALVE 7271 (49576)		EA	2	*	2	2	*	2	2	20	18	16	10	
P F	5306-719-4798	SCREW, DISCHARGE VALVE 5746 (49576)		EA	1	*	2	2	*	2	2	12	10	16	11	
P F	5340-360-4079	SPRING: DISCHARGE VALVE 7270 (49576)		EA	2	2	4	8	2	4	8	100	80	16	12	
P F	3120-360-4072	VALVE, DISCHARGE 1846 (49576)		EA	2	2	2	4	2	2	4	50	40	16	13	
P F	5340-255-0281	GASKET: DISCHARGE VALVE 1848 (49576)		EA	2	2	4	8	2	4	8	100	80	16	14	
P F	4310-360-4066	SEAT, DISCHARGE VALVE 1819 (49576)		EA	2	2	2	3	2	2	3	40	30	16	15	
P F	4820-871-1799	SUCTION VALVE ASSEMBLY 7277X (49576) (COMPONENTS SAME AS VALVE ASSEMBLY, FSN 4310-820-8811)		EA	1	*	2	2	*	2	2	20	18	16	16	
P F	4310-820-8811	VALVE ASSEMBLY: UNLOADER 7277XJ (49576)		EA	2	*	2	2	*	2	2	20	18	16	17	
P F	4310-459-5964	BUMPER: INTAKE VALVE 7271 (49576)		EA	2	*	2	2	*	2	2	20	18	16	18	
P F	5340-255-0281	GASKET: INTAKE VALVE 1848 (49576)		EA	2	REF	REF	REF	REF	REF	REF	REF	REF	REF	16	19
P F	5340-360-4079	SPRING 7270 (49576)		EA	2	REF	REF	REF	REF	REF	REF	REF	REF	REF	16	20
P F	3120-360-4072	VALVE, INTAKE 1846 (49576)		EA	2	REF	REF	REF	REF	REF	REF	REF	REF	REF	16	21

(1) SMR CODE	(2) FEDERAL STOCK NUMBER	(3) DESCRIPTION  REF NUMBER & MFR CODE	(4) USABLE ON CODE	(5) UNIT OF MEAS	QTY INC IN UNIT	(6) 30-DAY DS MAINT ALLOWANCE			(7) 30-DAY GS MAINT ALLOWANCE			(8) 1-YR ALW PER 100 EQUIP CNTGY	(9) DEPOT MAINT ALW PER 100 EQUIP	(10) ILLUS- TRATION	
						(a)	(b)	(c)	(a)	(b)	(c)			(a)	(b)
						1-20	21-50	51-100	1-20	21-50	51-100			FIG. NO.	ITEM NO.
X2F		STUD: INTAKE VALVE ASSEMBLY 1849 (49576)		EA	2									16	22
P F	4310-980-5597	SEAT VALVE 1815 (49576)		EA	2	2	2	3	2	2	3	40	30	16	23
X2F		SPACER, VALVE 5918 (49576)		EA	2									16	24
P O		ELBOW: COVER TO TUBE, 1/8 IN. NPT TO 1/4 IN. COPPER TUBE 1642 (49576)		EA	1	*	*	*	*	*	*	*	*	16	25
P O		TEE: 1/8 IN. NPT, 1/4 IN. COPPER TUBE 1665 (49576)		EA	1	*	*	*	*	*	*	*	*	16	26
P O		ELBOW: 1/8 IN. NPT, 5/16 IN. COPPER TUBE 2709 (49576)		EA	1	*	*	*	*	*	*	*	*	16	27
X20		TUBE: 5/16 IN., 12 IN. LG 7033 (49576)		EA	1									16	28
P O		ELBOW: 1/4 IN. NPT, 5/16 IN. COPPER TUBE 2710 (49576)		EA	1	*	*	*	*	*	*	*	*		
X20		TUBE: 1/4 IN. X 9 IN. LG 1966 (49576)		EA	1									16	30
X2F	4310-148-4454	SCREW: VALVE ASSEMBLY 3008 (49576)		EA	1									16	31
X2F		PIN, UNLOADER 6965 (49576)		EA	4									16	32
X2F		SPACER: INTAKE VALVE 6964 (49576)		EA	1									16	33
P F	5360-250-9888	SPRING 6910 (49576)		EA	3	*	2	2	*	2	2	20	18	16	34
P F	5315-276-3730	PIN 1857 (49576)		EA	3	*	2	2	*	2	2	12	18	16	35
X2F		PLATFORM: UNLOADER PIN 6925 (49576)		EA	1									16	36
X2F		UNLOADER ASSEMBLY: AIR 7483X (49576)		EA	2									16	37
X2F		COVER 1818B (49576)		EA	2									16	38
P F		SCREW: COVER MTG, 1/4 IN. NC X 3/4 IN. LG, FILLISTER HEAD 2040 (49576)		EA	12	*	*	*	*	*	*	*	*	16	39
P F	4310-148-5511	DIAPHRAGM 1855 (49576)		EA	2	2	2	4	2	2	4	48	40	16	40
P F	4310-459-5961	DISC DIAPHRAGM 5910 (49576)		EA	2	2	2	2	2	2	2	24	20	16	41
P F	4310-459-5960	PISTON 7532X (49576)		EA	2	*	2	2	*	2	2	20	15	16	42
P F		PLUG: 1/8 IN. NPT, SOCKET HEAD 2755 (49576)		EA	2	*	*	*	*	*	*	*	*	16	43
X2F		BODY UNLOADER 7483 (49576)		EA	2									16	44
P F		GASKET: COVER CAP 1556 (49576)		EA	1	2	4	8	2	4	8	100	80	16	45
X2F		UNLOADER ASSEMBLY: HAND 1602X4 (49576)		EA	2									16	46

(1) SMR CODE	(2) FEDERAL STOCK NUMBER	(3) DESCRIPTION  REF NUMBER & MFR CODE	(4) USABLE ON CODE	(5) UNIT OF MEAS	(6) 30-DAY DS MAINT ALLOWANCE	(7) 30-DAY GS MAINT ALLOWANCE			(8) 1-YR ALW PER 100 EQUIP CNTGY	(9) DEPOT MAINT ALW PER 100 EQUIP	(10) ILLUS- TRATION				
						(a)	(b)	(c)			(a)	(b)	(c)	(a)	(b)
						1-20	21-50	51-100			1-20	21-50	51-100	FIG. NO.	ITEM NO.
X2F		SCREW: HAND UNLOADER 2906 (49576)		EA	2							16	47		
P F	5340-375-2653	SPRING, HAND UNLOADER 1882 (49576)		EA	2	*	*	2	*	*	2	8	5	16	48
P F		PIN, COTTER 2741 (49576)		EA	2	*	*	*	*	*	*	*	*	16	49
X2F		BODY: HAND UNLOADER 1602 (49576)		EA	2									16	50
X2F		PLUNGER: HAND UNLOADER 6966X (49576)		EA	1									16	51
P F		GASKET: COVER CAP 1556 (49576)		EA	1	REF	REF	REF	REF	REF	REF	REF	REF	16	52
P F	5360-250-9888	SPRING 6910 (49576)		EA	3	*	2	2	*	2	2	20	18	16	53
P F	5315-276-3730	PIN 1857 (49576)		EA	3	REF	REF	REF	REF	REF	REF	REF	REF	16	54
X2F		PLATFORM, UNLOADER, PIN 6925 (49576)		EA	1									16	55
X2F		SPACER: INTAKE VALVE 6964 (49576)		EA	1									16	56
X2F		PLATE, INTAKE VALVE COVER 6928 (49576)		EA	1									16	57
X2F	4310-148-4454	SCREW: VALVE ASSEMBLY HOLD-DOWN 3008 (49576)		EA	1									16	58
X2F	4310-980-5601	CRANKCASE 5503 (49576)		EA	1									17	1
P F	4310-078-2551	PLATE ASSEMBLY, BEARING 5506X1 (49576) (INCLUDES OIL SEAL)		EA	1	2	2	3	2	2	3	40	20	17	2
P F	4310-895-5054	CUP, TAPERED ROLLER BEARING 2720 (49576)		EA	2	2	2	3	2	2	3	40	30	17	3
X20		PULLEY 4127 (49576)		EA	1									17	4
P O		WASHER, LOCK: CYLINDER TO BLOCK, 7/16 IN. SCREW SIZE 2730 (49576)		EA	6	*	*	*	*	*	*	*	*	17	5
P O		SCREW, CAP, HEXAGON HEAD: CYLINDER TO BLOCK, 7/16-14 THD SIZE, 1 1/4 IN. LG 2054 (49576)		EA	6	*	*	*	*	*	*	*	*	17	6
P F		CRANKSHAFT ASSEMBLY 5504X (49576)		EA	1	*	*	2	*	*	2	10	8	17	7
X1		CRANKSHAFT 5504 (49576)		EA	1										
X2F		PIN: OIL PUMP ROTOR DRIVE 6262 (49576)		EA	1									17	8
P F	4310-980-5599	VALVE, SPILL 5483 (49576)		EA	1	*	*	2	*	*	2	10	8	17	9
P F	4310-769-1896	SPRING, SPILL VALVE 5485 (49576)		EA	1	*	*	2	*	*	2	10	8	17	10
P F	4310-852-3707	SEAT, SPILL VALVE 5484 (49576)		EA	1	*	*	2	*	*	2	10	8	17	11
X1		ORIFICE: CRANKSHAFT 5486 (49576)		EA	1									17	12
P F	4310-424-5815	GASKET: CYLINDER TO CRANKCASE 1833 (49576)		EA	1	2	2	4	2	2	4	50	400	17	13

(1) SBR CODE	(2) FEDERAL STOCK NUMBER	(3) DESCRIPTION  REF NUMBER & MFR CODE	(4) USABLE ON CODE	(5) UNIT OF MEAS	(6) QTY INC IN UNIT	(4) 30-DAY DS MAINT ALLOWANCE			(7) 30-DAY OS MAINT ALLOWANCE			(8) 1-YR ALW PER 100 EQUIP CNT/0Y	(9) DEPOT MAINT ALW PER 100 EQUIP	IL TI (10) FIG NO.
						(a)	(b)	(c)	(a)	(b)	(c)			
						1-20	21-80	81-100	1-20	21-80	81-100			
P F		PLUG; 1/8-27 THD SIZE, SOCKET HEAD 2735 (49576)		EA	1	*	*	*	*	*	*	*	*	1
P F	4310-896-0627	GASKET BEARING CARRIER 6312 (49576)		EA	1	2	2	3	2	2	3	40	20.	1
P F		SCREW, CAP, HEXAGON HEAD; 3/8-16 THD SIZE, 3/4 IN. LG 1990 (49576)		EA	10	*	*	*	*	*	*	*	*	1
P F	4310-025-6330	CUP, TAPERED ROLLER BEARING 2523 (49576)		EA	2	2	2	3	2	2	3	40	30	1
P O	5305-874-9807	SCREW ASSEMBLY; OIL PRESSURE ADJUSTING 5489x (49576)		EA	1	*	2	2	*	2	2	20	15	1
XI		SCREW; OIL PRESSURE ADJUSTING 5489 (49576)		EA	1									1
XI		NUT; OIL PRESSURE ADJUSTING SCREW LOCK 5490 (49576)		EA	1									1
P O	5330-807-1293	O RING; OIL PRESSURE ADJUSTING SCREW 5491 (49576)		EA	1	3	5	10	3	5	10	120	100	1
P O	4310-597-1167	SPRING, HELICAL COMPRESSION; OIL PRESSURE ADJUSTMENT 1160 (49576)		EA	1	2	2	3	2	2	3	40	30	1
P O	3110-100-6155	BALL, OIL PRESSURE ADJUSTMENT 1201 (49576)		EA	1	*	2	2	*	2	2	20	15	1
P O	6685-866-1901	GAGE, OIL PRESSURE 1386 (49576)		EA	1	2	2	2	2	2	2	24	20	1
X2F		CLOSURE ASSEMBLY 6289x (49576)		EA	1									1
P F		SCREW, CAP, HEXAGON HEAD; 1/4-20 THD SIZE, 1/2 IN. LG 2138 (49576)		EA	1	*	*	*	*	*	*	*	*	1
X2F		CAP; HYDRAULIC UNLOADER OPENING CLOSURE ASSEMBLY 6289 (49576)		EA	1									1
P F	4310-895-7795	O RING 6286 (49576)		EA	2	3	5	10	3	5	10	120	100	1
X2F		BODY 6327 (49576)		EA	1									1
P F		SCREW; CAP MTG 1/4-20 THD SIZE, 1/2 IN. LG, FILLISTER HEAD CAP 6483 (49576)		EA	4	*	*	*	*	*	*	*	*	1
P F		PLUG, DRIVE 6765 (49576)		EA	1	*	*	*	*	*	*	*	*	1
P F		PLUG; 3/8-18 THD SIZE, SQ HD 1301 (49576)		EA	1	*	*	*	*	*	*	*	*	1
XI	4310-550-7481	GASKET; INSPECTION PLATE 1840 (49576)		EA	1									1
X20		PLATE; OIL FILLER TYPE INSPECTION 2322 (49576)		EA	1									1
P O		SCREW, CAP, HEXAGON HEAD; PLATE MTG, 5/16-18 THD SIZE, 3/4 IN. LG 2022 (49576)		EA	6	*	*	*	*	*	*	*	*	1
P O	4310-885-7842	O RING; BAYONET OIL GAUGE 2323 (49576)		EA	1	1	1	3	1	1	3	30	75	1

(1) SNR CODE	(2) FEDERAL STOCK NUMBER	(3) DESCRIPTION  REF NUMBER & MFR CODE	(4) USABLE ON CODE	(5) UNIT OF MEAS	QTY INC IN UNIT	(6) 30-DAY DS MAINT ALLOWANCE			(7) 30-DAY GS MAINT ALLOWANCE			(8) 1-YR ALW PER 100 EQUIP CNTGY	(9) DEPOT MAINT ALW PER 100 EQUIP	(10) ILLUS- TRATION	
						(a)	(b)	(c)	(a)	(b)	(c)			(a)	(b)
						1-20	21-50	51-100	1-20	21-50	51-100			FIG. NO.	ITEM NO.
X20		GAGE ASSEMBLY; OIL LEVEL 6291X (49576)		EA	1									17	37
P F	4310-895-7835	O RING COVER 6270 (49576)		EA	1	2	4	8	2	4	8	100	80	17	38
P F		SCREW, CAP, HEXAGON HEAD; OIL PUMP COVER MTG, 1/4-20 THD SIZE, 5/8 IN. LG 3951 (49576)		EA	6	*	*	*	*	*	*	*	*	17	39
X2F		COVER; OIL PUMP 6269 (49576)		EA	1									17	40
P F		CARRIER ASSEMBLY; BEARING 5505X2 (49576)		EA	1	*	2	2	*	2	2	15	12	17	41
X20		SCREW; OIL INLET SCREEN 6273 (49576)		EA	1									17	42
P O	4310-896-0626	GASKET; OIL INTAKE SCREEN SCREW 6275 (49576)		EA	1	2	4	8	2	4	8	100	80	17	43
P O	4310-895-7797	O RING; OIL INTAKE SCREEN 6314 (49576)		EA	1	3	5	10	3	5	10	120	100	17	44
P O	4310-896-0628	GASKET; OIL INTAKE SCREEN 6313 (49576)		EA	1	3	5	10	3	5	10	120	100	17	45
P F	3110-100-0731	CONE AND ROLLERS, TAPERED ROLLER BEARING 2505 (49576)		EA	2	2	2	3	2	2	3	40	30	17	46
P O	4310-895-7794	SCREEN, OIL INTAKE 6272 (49576)		EA	1	*	*	2	*	*	2	10	8	17	47
P F	4310-980-5615	SHIM 6294C (49576)		EA	1	*	2	2	*	2	2	20	18	17	48
P F		CONE BEARING 2768 (49576)		EA	2	2	2	3	2	2	3	40	30	17	49
X20		BODY ASSEMBLY; BREATHER 6324X (49576)		EA	1									17	50
P O		NUT; PULLEY CLAMP BOLT 5923 (49576)		EA	2	*	*	*	*	*	*	*	*	17	51
P O	5315-881-7988	KEY; PULLEY 1844 (49576)		EA	1	*	*	*	*	*	*	*	*	17	52
P O		BOLT; PULLEY HUB CLAMP 5922 (49576)		EA	2	*	*	*	*	*	*	*	*	17	53
P O		O RING; BREATHER CAP 6320 (49576)		EA	1	1	2	4	1	2	4	50	50	17	54
X20		CAP ASSEMBLY; BREATHER 6325X (49576)		EA	1									17	55
P F		CYLINDER 6610 (49576)		EA	1	*	2	2	*	2	2	20	18	18	1
P F	4310-226-1089	GASKET; CYLINDER HEAD 7000 (49576)		EA	1	2	2	4	2	2	4	50	40	18	2
P F		SCREW, CAP, HEXAGON HEAD; CYLINDER HEAD, 1/2-13 THD SIZE, 3 5/8 IN. LG 1838 (49576)		EA	4	*	*	*	*	*	*	*	*	18	3
P F		WASHER; CYLINDER HEAD SCREW, 1/2 IN. SCREW SIZE 1476 (49576)		EA	4	*	*	*	*	*	*	*	*	18	4
X2F	4310-821-8003	PISTON ASSEMBLY 5152X (49576)		EA	1									18	5
P F	5305-354-8459	SCREW, LOCK 1384 (49576)		EA	1	*	*	*	*	*	*	*	*	18	6

(1) SMR CODE	(2) FEDERAL STOCK NUMBER	(3) DESCRIPTION  REF NUMBER & MFR CODE	(4) USABLE ON CODE	(5) UNIT OF MEAS	(6) 30-DAY DS MAINT ALLOWANCE			(7) 30-DAY GS MAINT ALLOWANCE			(8) 1-YR ALW PER 100 EQUIP CNTGY	(9) DEPOT MAINT ALW PER 100 EQUIP	(10) ILLUS- TRATION		
					(a)	(b)	(c)	(a)	(b)	(c)			(a)	(b)	
															1-20
P F	5315-816-1794	PIN, COTTER MS24665-05 (96906)		EA	1	*	*	*	*	*	*	*	18	7	
P F	4310-363-0308	PIN, PISTON 2583 (49576)		EA	1	2	2	4	2	2	4	48	40	18	8
P F	4310-354-8483	PISTON PRESSURE 5152 (49576)		EA	1	*	2	2	*	2	2	20	15	18	9
P F	2805-354-8481	SET RING: LOW PRESSURE 4434 (49576)		EA	1	2	3	7	2	3	7	80	60	18	10
X1	2815-415-5959	RING, PISTON 2584 (49576)		EA	3									18	11
X1	4310-173-5407	RING, CONTROL 2645 (49576)		EA	1									18	12
X2F	4310-609-9284	PISTON ASSEMBLY 1530X (49576)		EA	1									18	13
P F	4310-375-2655	PIN, PISTON 1586X (49576)		EA	1	2	2	4	2	2	4	48	40	18	14
P F	4310-360-4059	PISTON 1530 (49576)		EA	1	*	2	2	*	2	2	20	15	18	15
P F	4310-413-2877	RING SET: HIGH PRESSURE 4422 (49576)		EA	1	2	3	7	2	3	7	80	60	18	16
X1		RING, PISTON 1652 (49576)		EA	3									18	17
X1		RING, PISTON 1653 (49576)		EA	1									18	18
P F	4310-871-1673	ROD ASSEMBLY 6442X (49576)		EA	1	*	2	2	*	2	2	16	10	18	19
P F		BUSHING: PIN, PISTON, LOW PRESSURE 6443SR (49576)		EA	1	2	2	4	2	2	4	50	40	18	20
P F	5306-423-4775	BOLT, CONNECTING ROD 3493 (49576)		EA	2	*	2	2	*	2	2	16	10	18	21
X1		ROD: LOW PRESSURE 6442 (49576)		EA	1									18	22
P F	4310-871-1655	INSERT, BEARING 6444 (49576)		EA	2	2	2	4	2	2	4	48	10	18	23
X2F		WASHER: CONNECTING ROD, 3/8 IN. SCREW SIZE 1836 (49576)		EA	2									18	24
X2F		NUT: CONNECTING ROD BOLT, 3/8-24 THD SIZE, ELASTIC STOP 3200 (49576)		EA	2									18	25
P F	4310-895-7800	ROD ASSEMBLY 6442HPX (49576)		EA	1	*	2	2	*	2	2	16	10	18	26
P F	4310-226-1090	BUSHING, PIN 6440SR (49576)		EA	1	2	2	4	2	2	4	50	40	18	27
P F	5306-423-4775	BOLT: CONNECTING ROD 3493 (49576)		EA	2	*	2	2	*	2	2	16	10	18	28
X1		ROD: HIGH PRESSURE 6442HP (49576)		EA	1									18	29
P F	4310-871-1655	INSERT, BEARING 6444 (49576)		EA	2	2	2	4	2	2	4	48	10	18	30
P F		WASHER: CONNECTING ROD, 3/8 IN. SCREW SIZE 1836 (49576)		EA	2	*	*	*	*	*	*	*	*	18	31

(1) SMR CODE	(2) FEDERAL STOCK NUMBER	(3) DESCRIPTION  REF NUMBER & MFR CODE	(4) USABLE ON CODE	(5) UNIT OF MEAS	QTY INC IN UNIT	(6) 30-DAY DS MAINT ALLOWANCE			(7) 30-DAY GS MAINT ALLOWANCE			(8) 1-YR ALW PER 100 EQUIP CNTGY	(9) DEPOT MAINT ALW PER 100 EQUIP	(10) ILLUS- TRATION	
						(a)	(b)	(c)	(a)	(b)	(c)			(a)	(b)
						1-20	21-50	51-100	1-20	21-50	51-100			FIG. NO.	ITEM NO.
P F		NUT: CONNECTING ROD BOLT, 3/8-24 THD SIZE 3200 (49576)		EA	2	*	*	*	*	*	*	*	*	18	32
X20		BRACKET: INTERCOOLER SUPPORT 6293 (49576)		EA	1									18	33
P O		SCREW, CAP, HEXAGON HEAD: SUPPORT BRACKET, 3/8-16 THD SIZE, 3/4 IN. LG 1990 (49576)		EA	1	*	*	*	*	*	*	*	*	18	34
P O		WASHER, LOCK: SUPPORT BRACKET, 3/8 IN. SCREW SIZE 2732 (49576)		EA	1	*	*	*	*	*	*	*	*	18	35
P F		NUT, PLAIN, HEXAGON: INTERCOOLER, 5/16-18 THD SIZE 3147 (49576)		EA	4	*	*	*	*	*	*	*	*	18	36
P F		WASHER, LOCK: INTERCOOLER, 5/16 IN. SCREW SIZE 2716 (49576)		EA	4	*	*	*	*	*	*	*	*	18	37
X2F		INTERCOOLER 1828 (49576)		EA	2									18	38
P F	5330-333-1886	GASKET, INTERCOOLER 5700 (49576)		EA	2	2	3	5	2	3	5	60	40	18	39
P F		SCREW, CAP, HEXAGON HEAD: INTERCOOLER, 5/16-18 THD SIZE, 1/2 IN. LG 7003 (49576)		EA	4	*	*	*	*	*	*	*	*	18	40
P O		PILOT ASSEMBLY: VARIABLE DIFFERENTIAL 6168x4 (49576)		EA	1	*	2	2	*	2	2	16	10	19	
X1		RING, O: ADJUSTING SCREW 2327 (49576)		EA	1									19	1
X1		SPRING: ADJUSTMENT 5097 (49576)		EA	1									19	2
X1		NUT: LOCK SCREW 6170 (49576)		EA	1									19	3
X1		SCREW: ADJUSTING 6169 (49576)		EA	1									19	4
X1		SCREW: PRESSURE ADJUSTING 6171 (49576)		EA	1									19	5
X1		ROD: TRIGGER 6173 (49576)		EA	1									19	6
X1		NUT: TRIGGER ROD LOCK 6174 (49576)		EA	1									19	7
X1		NUT: PRESSURE ADJUSTING SCREW 6172 (49576)		EA	1									19	8
X1		BODY 6168 (49576)		EA	1									19	9
X1		BALL 6175 (49576)		EA	1									19	10
X1		SCREEN: FILTER 5884 (49576)		EA	2									19	11
X1		GASKET: AIR INLET CAP 6480 (49576)		EA	1									19	12
X1		CAP: AIR INLET 5917 (49576)		EA	1									19	13
X1		FELT: FILTER 5883 (49576)		EA	1									19	14



(1) SMR CODE	(2) FEDERAL STOCK NUMBER	(3) DESCRIPTION  REF NUMBER & MFR CODE	(4) USABLE ON CODE	(5) UNIT OF MEAS	(6) 30-DAY DS MAINT ALLOWANCE	(7) 30-DAY GS MAINT ALLOWANCE	(8) 1-YR ALW PER 100 EQUIP CNTGY	(9) DEPOT MAINT ALW PER 100 EQUIP	(10) ILLUS- TRATION							
									(6)			(7)			(a)	(b)
									(a)	(b)	(c)	(a)	(b)	(c)	FIG. NO.	ITEM NO.
P O	4310-459-5968	UNLOADER ASSEMBLY, HYDRAULIC 7690X1 (49576)		EA	1	* 2 2	* 2 2	16	10	20						
XI		PIN, ROLL 6284 (49576)		EA	1					20	1					
XI		PISTON 6279 (49576)		EA	1					20	2					
XI		PISTON 7690 (49576)		EA	1					20	3					
XI		BALL 5453 (49576)		EA	1					20	4					
XI		ROD, PUSH 6281 (49576)		EA	1					20	5					
XI		SCREEN 6097 (49576)		EA	3					20	6					
XI		FELT 6283 (49576)		EA	2					20	7					
XI		VALVE: OUTER 1985 (49576)		EA	1					20	8					
XI		SPRING 1884 (49576)		EA	1					20	9					
XI		CAP 3437 (49576)		EA	1					20	10					
XI		BODY 7460 (49576)		EA	1					20	11					
XI		QUAD RING 6286 (49576)		EA	2					20	12					
XI		SPRING 6598 (49576)		EA	1					20	13					
XI		RETAINER: SPRING 6304 (49576)		EA	1					20	14					
XI		RING, RETAINING 6285 (49576)		EA	1					20	15					
P O		VALVE ASSEMBLY, DUAL CONTROL CHECK 6194X (49576)		EA	1	* 2 2	* 2 2	16	10	21						
XI		RING, O: CAP 6197 (49576)		EA	1					21	1					
XI		SEAT 6195 (49576)		EA	1					21	2					
XI		BODY 6194 (49576)		EA	1					21	3					
XI		DISC 6196 (49576)		EA	1					21	4					
P F		SWITCH PRESSURE 2001-4 (49576)		EA	1	* 2 2	* 2 2	20	16							
P O		VALVE, AIR SAFETY 256-6784 (49576)		EA	1	* 2 2	* 2 2	12	10							
P O	4310-401-9176	FILTER, AIR 103-4 (49576)		EA	1	16 34 66	16 34 66	800	200							
P O	6685-825-8032	GAGE, AIR PRESSURE 23C (72100)		EA	1	* * *	* * *	5	3							
P O	5930-519-9390	SWITCH, LIMIT B2V2RN2 (91929)		EA	1	* * *	* * *	5	3							
P F R	6105-102-9682	MOTOR, ELECTRIC 5HP175ORPM (04419)		EA	1	* 2 2	* 2 2	16	10							

(1) SMR CODE	(2) FEDERAL STOCK NUMBER	(3) DESCRIPTION  REF NUMBER & MFR CODE	(4) USABLE ON CODE	(5) UNIT OF MEAS	QTY INC IN UNIT	(6) 30-DAY DS MAINT ALLOWANCE			(7) 30-DAY GS MAINT ALLOWANCE			(8) 1-YR ALW PER 100 EQUIP CNTGY	(9) DEPOT MAINT ALW PER 100 EQUIP	(10) ILLUS- TRATION		
						(a)	(b)	(c)	(a)	(b)	(c)			(a)	(b)	
						1-20	21-50	51-100	1-20	21-50	51-100			FIG. NO.	ITEM NO.	
		GROUP 03 - TANKS, LINES AND FITTINGS														
P O		VALVE: RELIEF 8593-68707-5 (15373)		EA	1	*	*	*	*	*	*	*	*	22	1	
P O		VALVE: AIR OUTLET 8593-68708 (15373)		EA	6	*	*	*	*	*	*	*	*	22	2	
P O		VALVE: DRAIN 8593-68712 (15373)		EA	1	*	*	*	*	*	*	*	*	22	3	
P O	2895-470-6675	RECEIVER, AIR 8593-25 (15373)		EA	1	*	*	2	*	*	2	8	6	22	4	
P O		VALVE: DRAIN, 1/4-18 THD SIZE 1L5009 (11083)		EA	1	*	*	*	*	*	*	*	*	23	1	
P O	4730-192-9451	NIPPLE, PIPE: TANK TO VALVE 8B3308 (11083)		EA	1	*	*	*	*	*	*	*	*	23	2	
P O		VALVE, AIR CHECK 3-4X250PSI (84396)		EA	1	*	*	2	*	*	2	8	6	23	3	
P O	4820-196-1615	VALVE, AIR SAFETY AC3X4-3X4FPTSET28OLBSAIR (15187)		EA	1	*	*	2	*	*	2	8	6	23	4	
P O	4730-278-3410	PLUG, PIPE		EA	1	*	*	*	*	*	*	*	*	23	5	
P O	4730-990-0309	NIPPLE, PIPE: TANK TO ELBOW		EA	1	*	*	*	*	*	*	*	*	23	6	
P O	4730-126-8241	ELBOW, PIPE 6F8856 (11083)		EA	1	*	*	*	*	*	*	*	*	23	7	
P O	4730-990-0309	NIPPLE, PIPE		EA	1	*	*	*	*	*	*	*	*	23	8	
P O	2990-708-3802	COCK, SHUTOFF 6F7694 (11083)		EA	1	*	2	2	*	2	2	18	12	23	9	
P O	2805-352-8201	COUPLING, HOSE 6F5985 (11083)		EA	1	*	2	2	*	2	2	18	12	23	10	
P O	4730-722-1052	UNION: HOSE TO PIPE		EA	1	*	*	*	*	*	*	*	*	23	11	
M O		PIPE MANUFACTURE FROM:		EA	1									23	12	
P O	4710-162-1005	PIPE, 36 IN. REQUIRED														
P O	5306-425-0604	BOLT, U: PIPE MTG		EA	1	*	*	*	*	*	*	*	*	23	13	
M O		PIPE MANUFACTURE FROM:		EA	1									23	14	
P O	4710-162-1005	PIPE, 5 FT REQUIRED														
P O	5310-894-5145	NUT, PLAIN, HEXAGON: PIPE MTG		EA	2	*	*	*	*	*	*	*	*	23	15	
P O	5310-012-0389	WASHER, FLAT: TANK MTG		EA	4	*	*	*	*	*	*	*	*	23	16	
P O	5310-010-3323	WASHER, LOCK: TANK MTG		EA	4	*	*	*	*	*	*	*	*	23	17	
P O	5306-010-9216	BOLT, MACHINE: TANK MTG		EA	4	*	*	*	*	*	*	*	*	23	18	
X20		TANK, AIR, GENERATOR MOUNTED 8593-24 (15373)		EA	1									23	19	
P O	5310-275-0327	NUT, PLAIN, HEXAGON: FUEL TANK MTG		EA	4	*	*	*	*	*	*	*	*	24	1	
P O	5310-010-3326	WASHER, LOCK: FUEL TANK MTG		EA	4	*	*	*	*	*	*	*	*	24	2	
P O	5306-263-7700	BOLT, MACHINE: FUEL TANK MTG		EA	4	*	*	*	*	*	*	*	*	24	3	
P O	5310-400-2512	WASHER, FLAT: FUEL TANK MTG		EA	4	*	*	*	*	*	*	*	*	24	4	
P O	4730-263-3124	PLUG, PIPE		EA	3	*	*	*	*	*	*	*	*	24	5	
P O	6680-495-5841	GAGE, FUEL, OIL TANK JR41SR161-2IN (27113)		EA	1	*	2	2	*	2	2	12	3	24	6	

(1) SMR CODE	(2) FEDERAL STOCK NUMBER	(3) DESCRIPTION  REF NUMBER & MFR CODE	(4) USABLE ON CODE	(5) UNIT OF MEAS	(6) 30-DAY DS MAINT ALLOWANCE	(7) 30-DAY GS MAINT ALLOWANCE			(8) 1-YR ALW PER 100 EQUIP CNTGY	(9) DEPOT MAINT ALW PER 100 EQUIP	(10) ILLUS- TRATION				
						(a)	(b)	(c)			(a)	(b)	(c)	(a)	(b)
						1-20	21-50	51-100			1-20	21-50	51-100		
P F	5310-894-5145	NUT, PLAIN, HEXAGON: FLOAT SWITCH MTG 1D4717 (11083)		EA	6	*	*	*	*	*	*	24	7		
P F	5310-514-6849	WASHER, LOCK: FLOAT SWITCH MTG 3B4506 (11083)		EA	6	*	*	*	*	*	*	24	8		
P O	2910-489-2481	SWITCH, FUEL TANK FLOAT GG18 (19804)		EA	1	*	*	*	*	*	5	3	24	9	
P O	5310-894-5145	NUT, PLAIN, HEXAGON: FLOAT VALVE MOUNTING 1D4717 (11083)		EA	6	*	*	*	*	*	*	24	10		
P O	5310-514-6849	WASHER, LOCK: FLOAT VALVE MTG 3B4506 (11083)		EA	6	*	*	*	*	*	*	24	11		
P O	4510-493-1854	FLOAT VALVE ASSEMBLY R400-5-1 (77844)		EA	1	*	2	2	*	2	2	20	1	24	12
X20		CAP: FILLER 13211E4545 (97403)		EA	1									24	13
P O	4730-196-1472	NIPPLE, PIPE: FUEL TANK		EA	1	*	*	*	*	*	*	24	14		
P O	2910-478-8373	FILTER, FUEL TANK BREATHER 3SGL (00736)		EA	1	8	17	33	8	17	33	400	100	24	15
X20		TANK, FUEL OIL 8593-8 (15373)		EA	1									24	16
P O	4720-406-6659	HOSE 3L3355 (11083)		EA	2	*	*	2	*	*	2	8	10	25	1
P O	4730-248-9354	UNION, PIPE		EA	2	*	*	*	*	*	*	25	2		
M O		HOSE ASSEMBLY MANUFACTURE FROM:		EA	1									25	3
P O	4730-541-3536	SWIVEL, 1 EA													
P O	4720-289-3308	HOSE, 18 IN. REQUIRED													
P O	4730-374-6951	SWIVEL, 1 EA													
P O		ADAPTER, 1 EA, 2000-4-12-16 (00624)													
M O		HOSE ASSEMBLY MANUFACTURE FROM:		EA	1									25	4
P O	4720-541-8859	HOSE, 18 IN. REQUIRED													
P O	4730-068-9641	SWIVEL, 1 EA													
P O	4730-837-7274	SWIVEL, 1 EA													
P O		ADAPTER, 1 EA, 2000-12-12B (00624)													
P O	4730-278-0189	ELBOW, STREET		EA	1	*	*	*	*	*	*	*	*	25	5
P O	4730-257-5028	ELBOW, STREET		EA	1	*	*	*	*	*	*	*	*	25	6
P O	4730-187-7598	COUPLING, PIPE		EA	2	*	*	*	*	*	*	*	*	25	7
P O	5306-260-4508	BOLT, MACHINE: CLAMP MTG S1594 (11083)		EA	2	*	*	*	*	*	*	*	*	25	8
M O		PIPE MANUFACTURE FROM:		EA	1									25	9
P O	4710-425-1337	PIPE, 9 FT REQUIRED													
M O		PIPE MANUFACTURE FROM:		EA	1									25	10
P O	4710-425-1337	PIPE, 8 FT REQUIRED													

(1) SMR CODE	(2) FEDERAL STOCK NUMBER	(3) DESCRIPTION  REF NUMBER & MFR CODE	(4) USABLE ON CODE	(5) UNIT OF MEAS	(6) 30-DAY DS MAINT ALLOWANCE	(7) 30-DAY GS MAINT ALLOWANCE	(8) 1-YR ALW PER 100 EQUIP CNTGY	(9) DEPOT MAINT ALW PER 100 EQUIP	(10) ILLUS- TRATION							
									(a)		(b)		(c)		(a)	(b)
									1-20	21-50	51-100	1-20	21-50	51-100	FIG. NO.	ITEM NO.
X20		CLAMP 900729-8 (00624)		EA	2					25	11					
P O		GAGE: PRESSURE 8593-68707-4 (15373)		EA	1	*	*	*	5	2						
P O		VALVE: AIR, CHECK 8593-68711 (15373)		EA	2	*	*	*	5	2						
		GROUP 04 - PRELUBE PUMP AND PIPING														
P O	4730-248-9354	UNION		EA	1	*	*	*	*	*	26	1				
P O	4730-780-9312	NIPPLE		EA	1	*	*	*	*	*	26	2				
P O	4730-193-7080	ELBOW, PIPE		EA	1	*	*	*	*	*	26	3				
M O		PIPE MANUFACTURE FROM:		EA	1						26	4				
P O	4710-425-1337	PIPE, 14 IN. REQUIRED														
P O	4730-278-6021	TEE		EA	1	*	*	*	*	*	26	5				
P O	4730-196-1505	NIPPLE		EA	1	*	*	*	*	*	26	6				
P O	4820-780-8369	VALVE, CHECK		EA	1	*	*	*	5	2	26	7				
P O	4730-052-6325	BUSHING		EA	1	*	*	*	*	*	26	8				
P O	4730-196-1551	NIPPLE		EA	1	*	*	*	*	*	26	9				
P O	4730-580-8682	ELBOW, STREET		EA	1	*	*	*	*	*	26	10				
P O		PUMP ASSEMBLY, LUBE OIL PRIMING 8593-82 (15373)		EA	1	*	*	1	*	*	10	10				
P O	6105-122-3947	MOTOR, PRELUBE PUMP, 1 HP 5K432 (10327)		EA	1	*	*	*	*	5	3	26	11			
P O	2815-125-2535	PUMP, PRELUBE, ELECTRIC NC3Y (54641)		EA	1	*	*	*	*	5	3	26	12			
P O	4730-287-1611	ELBOW		EA	1	*	*	*	*	*	26	13				
P O	4730-913-3954	BUSHING, REDUCER		EA	3	*	*	*	*	*	26	14				
P O	4730-257-5028	ELBOW, STREET		EA	1	*	*	*	*	*	26	15				
M O		HOSE ASSEMBLY MANUFACTURE FROM:		EA	1						26	16				
P O	4730-541-3536	SWIVEL, 1 EA														
P O	4720-289-3308	HOSE, 12 IN. REQUIRED														
P O	4730-374-6951	SWIVEL, 1 EA														
P O		ADAPTER, 1 EA, 2000-4-12-16 (00624)														
P O	4730-278-4237	ELBOW, PIPE		EA	2	*	*	*	*	*	26	17				
P O	4730-196-1556	NIPPLE, PIPE		EA	1	*	*	*	*	*	26	18				
P O	4730-249-2033	TEE, PIPE		EA	1	*	*	*	*	*	26	19				
P O	4730-288-7108	NIPPLE, PIPE		EA	1	*	*	*	*	*	26	20				
P O	4730-196-1557	NIPPLE, PIPE		EA	1	*	*	*	*	*	26	21				
P O	4730-278-0189	ELBOW, STREET		EA	1	*	*	*	*	*	26	22				
P O	4730-945-6849	BUSHING, REDUCER		EA	1	*	*	*	*	*	26	23				
P O	5310-894-5145	NUT, PLAIN, HEXAGON: U-BOLT		EA	2	*	*	*	*	*	26	24				

(1) SMR CODE	(2) FEDERAL STOCK NUMBER	(3) DESCRIPTION  REF NUMBER & MFR CODE	(4) USABLE ON CODE	(5) UNIT OF MEAS	(6) QTY INC IN UNIT	(6) 30-DAY DS MAINT ALLOWANCE			(7) 30-DAY GS MAINT ALLOWANCE			(8) 1-YR ALW PER 100 EQUIP CNTQY	(9) DEPOT MAINT ALW PER 100 EQUIP	(10) ILLUS- TRATION		
						(a)	(b)	(c)	(a)	(b)	(c)			(a)	(b)	
						1-20	21-50	51-100	1-20	21-50	51-100			FIG. NO.	ITEM NO.	
P O	5310-514-6849	WASHER, LOCK; U-BOLT		EA	2	*	*	*	*	*	*	*	*	26	25	
P O	5306-425-0469	BOLT, U		EA	1	*	*	*	*	*	*	*	*	26	26	
P O	4730-278-0018	NIPPLE, PIPE		EA	1	*	*	*	*	*	*	*	*	26	27	
P O	2815-122-9649	PUMP, PRELUBE MANUAL 588-2 (60145)		EA	1	*	*	*	*	*	*	5	3	26	28	
P O	4730-196-1505	NIPPLE, PIPE		EA	1	*	*	*	*	*	*	*	*	26	29	
P O		HOSE 1503-10 (00624)		EA	1	*	*	*	*	*	*	*	*	26	30	
P O		PUMP ASSEMBLY, FUEL 8593-84 (15373)		EA	1	*	*	1	*	*	1	10	10			
P O	6105-122-3947	MOTOR, FUEL OIL TRANSFER PUMP 5K432 (10327)		EA	1	*	*	*	*	*	*	5	3			
P O	2910-470-7125	PUMP, FUEL OIL TRANSFER V4 (54641)		EA	1	*	*	*	*	*	*	5	3			
		GROUP 05 - ENGINE CONTROL PANEL														
X20 R		PANEL ASSEMBLY: ENGINE GAGE AND ALARM 8593-12 (15373)		EA	1									27	1	
P O	6685-828-5679	GAGE, FUEL OIL PRESSURE, 0-100 PSI 4-1-2-24F100 (72100)		EA	1	*	*	*	*	*	*	5	3	27	2	
P O	6685-828-5679	GAGE, LUBE OIL PRESSURE, 0-100 PSI 4-1-2-24F100 (72100)		EA	1	*	*	*	*	*	*	5	3	27	3	
P O	6620-450-5701	TACHOMETER HEAD, ENGINE, SPEED MODELWR20 (82386)		EA	1	*	*	2	*	*	2	8	5	27	4	
P O	6685-460-6204	PYROMETER FAX16-0-1200F (01518)		EA	1	*	*	2	*	*	2	8	5	27	5	
P O	6210-753-2289	LIGHT: INDICATOR, POWER ON LH80-1 (81349) (FOR INITIAL REPLACEMENT, FSN 6210-061-2623 AND FSN 6240-143-3060 MUST BE ORDERED)		EA	1	2	3	5	2	3	5	80	70	27	6	
P O	6210-061-2623	LENS, INDICATOR LIGHT, POWER ON, RED LC21RD (81349)		EA	1	2	4	8	2	4	8	100	90			
P O	6240-143-3060	LAMP, INCANDESCENT INDICATOR, POWER ON 6S6DC120V (24446) (FOR INITIAL REPLACEMENT, FSN 6210-753-2289 AND FSN 6210-061-2623 MUST BE ORDERED)		EA	1	3	6	13	3	6	13	150	120			
P O	6210-753-2289	LIGHT, INDICATOR: RESET LH80-1 (81349) (FOR INITIAL REPLACEMENT, FSN 6210-839-8869 AND 6240-143-3060 MUST BE ORDERED)		EA	1	REF	REF	REF	REF	REF	REF	REF	REF	REF	27	7
P O	6210-839-8865	LENS, INDICATOR LIGHT, GREEN RESET LC21GD (81349)		EA	1	2	2	4	2	2	4	50	40			
P O	6240-143-3060	LAMP, INCANDESCENT INDICATOR, RESET 6S6DC120V (24446) (FOR INITIAL REPLACEMENT, FSN 6210-753-2289 AND 6210-839-8865 MUST BE ORDERED)		EA	1	REF	REF	REF	REF	REF	REF	REF	REF			
P O	5930-655-1575	SWITCH, ENGINE CONTROL MS35059-22 (96906)		EA	1	*	*	*	*	*	*	5	3	27	8	

(1) SMR CODE	(2) FEDERAL STOCK NUMBER	(3) DESCRIPTION  REF NUMBER & MFR CODE	(4) USABLE ON CODE	(5) UNIT OF MEAS	QTY INC IN UNIT	(6) 30-DAY DS MAINT ALLOWANCE			(7) 30-DAY GS MAINT ALLOWANCE			(8) 1-YR ALW PER 100 EQUIP CNTGY	(9) DEPOT MAINT ALW PER 100 EQUIP	(10) ILLUS- TRATION	
						(a)	(b)	(c)	(a)	(b)	(c)			(a)	(b)
						1-20	21-50	51-100	1-20	21-50	51-100			FIG. NO.	ITEM NO.
P O	5930-655-1582	SWITCH, PRELUBE PUMP CONTROL MS35059-23 (15605)		EA	1	*	*	*	*	*	*	5	3	27	9
P O	5920-406-4677	FUSE 125VDC15A (03497)		EA	2	3	7	13	3	7	13	160	60	27	10
P O	5930-549-0206	SWITCH, PUSH ENGINE STOP CR2940UA202C (03497)		EA	1	*	*	2	*	*	2	10	6	27	11
P O	5930-549-0206	PUSHBUTTON, ENGINE START CR2940UA202C (03497)		EA	1	REF	REF	REF	REF	REF	REF	REF	REF	27	12
P O	6685-574-3320	GAGE, TEMPERATURE L5 (72100)		EA	1	*	*	*	*	*	*	5	3	27	13
P O	6685-493-8394	GAGE, AIR PRESSURE, 0.300 PSI 4-1-2-24F300 (72100)		EA	1	*	*	*	*	*	*	5	3	27	14
P O	6620-450-5702	POWER UNIT, TACHOMETER MODELWJA (82386)		EA	1	*	*	2	*	*	2	8	5		
P O	3655-960-2711	TANG, TACHOMETER DRIVE 1285-15 (82386)		EA	1	*	*	2	*	*	2	8	5		
P O	6680-898-4769	CABLE, TACHOMETER 3980-6 (82386)		EA	1	*	*	2	*	*	2	8	5		
P O	5930-890-9496	CONTACTOR, OIL PRESSURE ALARM 2340C01R (94607)		EA	1	*	*	*	*	*	*	5	3		
P O	5945-448-5359	CONTACTOR, WATER TEMPERATURE ALARM 2340D00R (94607)		EA	1	*	*	*	*	*	*	5	3		
P O	6620-713-7548	TRANSMITTER, TACHOMETER WPA1 (82386)		EA	1	*	*	2	*	*	2	8	5		
		GROUP 06 - GENERATOR ASSEMBLY													
X2F T		GENERATOR, AC, 500 KW 500SX9D (32770)		EA	1										28
P F T	6115-450-5707	EXCITER, FRAME AND STATOR 079-00086 (32770)		EA	1	*	*	*	*	*	*	5	2	28	1
X2F		COVER 009-00009-09 (32770)		EA	1										28
P H	3110-275-0199	BEARING, GENERATOR 012-21172-01 (32770)		EA	1				2	2	3	40	4	28	3
X2H		END, BELL: COMMUTATOR END 004-60008 (32770)		EA	1										28
P F	5961-014-6542	SURGE, PROTECTOR 854-10903-01 (32770)		EA	1	2	2	4	2	2	4	50	20	28	5
P H T	6115-459-5941	ROTOR ASSEMBLY, GENERATOR WITH SHAFT AND BEARINGS 082-60079 (32770)		EA	1				*	*	2	10	2	28	6
P H T	6115-833-7757	FRAME AND STATOR GENERATOR 084-60077 (32770)		EA	1				*	*	*	5	2	28	7
P H	6115-450-5705	BAFFLE 020-00079 (32770)		EA	1				*	*	*	5	2	28	8
X2H		SHIELD, DRIP PROOF 008-60005 (32770)		EA	1										28
X2H		BAND, DRIVE END 008-60002-01 (32770)		EA	1										28
X1H		ADAPTER, GENERATOR 006-60000 (32770)		EA	1										28
P H	6150-465-6212	FAN ASSEMBLY 017-00012-04 (32770)		EA	1				*	*	*	5	2	28	12

(1) SMR CODE	(2) FEDERAL STOCK NUMBER	(3) DESCRIPTION  REF NUMBER & MFR CODE	(4) USABLE ON CODE  UNIT OF MEAS	(5) QTY INC IN UNIT	(6) 30-DAY DS MAINT ALLOWANCE			(7) 30-DAY GS MAINT ALLOWANCE			(8) 1-YR ALW PER 100 EQUIP CNTGY	(9) DEPOT MAINT ALW PER 100 EQUIP	(10) ILLUS- TRATION	
					(a)	(b)	(c)	(a)	(b)	(c)			(a)	(b)
					1-20	21-50	51-100	1-20	21-50	51-100			FIG. NO.	ITEM NO.
P H	6115-915-3219	FAN, HUB 019-00007 (32770)	EA	1				*	*	*	5	2	28	13
P H	6115-450-5708	COUPLING, HUB 031-18000-03 (32770)	EA	1				*	*	*	5	2	28	14
P H	3010-450-9095	COUPLING, PLATES 030-2100-01 (32770)	EA	6				2	3	5	60	18	28	15
P F	5961-917-5507	RECTIFIER, REVERSE EXCITER 850-34604-50 (32770)	EA	3	3	5	10	3	5	10	120	15	28	16
X2F		RECTIFIER, RING ASSEMBLY 040-00012 (32770)	EA	1									28	17
X2F	5306-195-5682	RETAINING, BOLT EXCITER 401-01320-30 (32770)	EA	1									28	18
X2F	5310-404-2519	RETAINING, WASHER EXCITER 410-10003-03 (32770)	EA	1									28	19
P F	5961-872-6578	RECTIFIER, STANDARD EXCITER 850-34604-40 (32770)	EA	3	3	5	10	3	5	10	120	15	28	20
P F T	6115-450-5706	ARMATURE ASSEMBLY 080-00301 (32770)	EA	1	*	*	2	*	*	2	10	3	28	21
X2F R		EXCITER, GENERATOR 5JL4G (32770)	EA	1										
P O	5945-686-1207	RELAY, CONTROL KRP14DG (98310)	EA	1	2	3	7	2	3	7	80	10		
P O	5945-893-7375	RELAY, OVERSPEED KRP11DG (98310)	EA	1	2	3	7	2	3	7	80	10		
P F	5961-866-4599	DIODE, DISCHARGE 851-17500-90 (32770)	EA	1	2	3	5	2	3	5	60	20		
P O	6115-450-6596	STRIP, HEATER, GENERATOR 864-11221-25 (32770)	EA	1	*	2	2	*	2	2	12	5		
P F	5940-401-9853	TERMINALS 531-20200-01 (32770)	EA	4	*	*	*	*	*	*	*	*		
X2F		EYE, LIFTING 002-10022 (32770)	EA	1										
		GROUP 07 - ENGINE ASSEMBLY, DIESEL												
X2H		ENGINE, DIESEL 3R5315 (11083)	EA	1										
P H	5310-010-3326	WASHER, LOCK: ENGINE MTG	EA	16				*	*	*	*	*		
P H	5310-275-0327	NUTS, PLAIN, HEXAGON: ENGINE MTG	EA	16				*	*	*	*	*		
P H	5305-947-4353	SCREW, CAP, HEXAGON HEAD: ENGINE MOUNTING	EA	16				*	*	*	*	*		
		GROUP 08 - SILENCER AND PIPES												
P O	5310-275-0327	NUT, PLAIN, HEXAGON: ELBOW AND EXHAUST PIPE MTG	EA	36	*	*	*	*	*	*	*	*	29	1
P O	5310-846-9213	WASHER, LOCK: ELBOW AND EXHAUST PIPE MTG 3B4512 (11083)	EA	36	*	*	*	*	*	*	*	*	29	2
P O		GASKET: EXHAUST PIPE MTG 5L6943 (11083)	EA	3	*	1	1	*	1	1	12	12	29	3
P O	5306-423-8069	BOLT, MACHINE: ELBOW AND EXHAUST PIPE MTG L1178 (11083)	EA	36	*	*	*	*	*	*	*	*	29	4

(1) SMR CODE	(2) FEDERAL STOCK NUMBER	(3) DESCRIPTION  REF NUMBER & MFR CODE	(4) USABLE ON CODE	(5) UNIT OF MEAS	(6) QTY INC IN UNIT	(4) 30-DAY DS MAINT ALLOWANCE			(7) 30-DAY GS MAINT ALLOWANCE			(8) 1-YR ALW PER 100 EQUIP CNTGY	(9) DEPOT MAINT ALW PER 100 EQUIP	(10) ILLUS- TRATION	
						(a)	(b)	(c)	(a)	(b)	(c)			(a)	(b)
						1-20	21-50	51-100	1-20	21-50	51-100			FIG. NO.	ITEM NO.
X20		PIPE, EXHAUST: 10 IN. X 12 1/2 FT LG 8593-1 (15373)	EA		2									29	5
X20		ELBOW: 10 IN. LG 8593-1 (15373)	EA		1									29	6
P O	5310-266-0389	NUTS, HEXAGON HEAD: SILENCER MTG 8593-20A5 (15373)	EA		6	*	*	*	*	*	*	*	*	30	1
P O	2990-478-8815	SILENCER, ENGINE EXHAUST 2496ARTX10 (91435)	EA		1	*	*	*	*	*	*	5	2	30	2
X20		BRACKET ASSEMBLY: SILENCER MTG 8593-20A (15373)	EA		1										
P O	5310-266-0389	NUTS, HEXAGON HEAD: SILENCER BRACKET 8593-20A5 (15373)	EA		6	*	*	*	*	*	*	*	*	30	3
P O	5306-263-7675	BOLTS: SILENCER BRACKET, 5/8 X 3 3/4 IN. LG 8593-20A4 (15373)	EA		6	*	*	*	*	*	*	*	*	30	4
X20		PIPE: 2 IN. X 8 FT 10 IN. LG 8593-20A1 (15373)	EA		3									30	5
X20		STEEL, FLAT: 2 IN. W X 1/4 IN. THK X 4 FT 2 IN. LG 8593-20A2 (15373)	EA		3									30	6
X20		ANGLE: SILENCER MTG, 3 IN. X 3 IN. X 37 IN. LG 8593-20A3 (15373)	EA		3									30	7



(1) SMR CODE	(2) FEDERAL STOCK NUMBER	(3) DESCRIPTION  REF NUMBER & MFR CODE	(4) USABLE ON CODE	(5) UNIT OF MEAS	(6) QTY INC IN UNIT	(6) 30-DAY DS MAINT ALLOWANCE			(7) 30-DAY GS MAINT ALLOWANCE			(8) 1-YR ALW PER 100 EQUIP CNTGY	(9) DEPOT MAINT ALW PER 100 EQUIP	(10) ILLUS- TRATION			
						(a)	(b)	(c)	(a)	(b)	(c)			(a)	(b)		
						1-20	21-90	91-100	1-20	21-90	91-100			FIG. NO.	ITEM NO.		
		GROUP 09 - RADIATOR AND GUARDS															
P O T	2930-478-8816	RADIATOR, ENGINE COOLING MWC137D (67049)		EA	1	*	*	*	*	*	*	5	2	31			
P F	5330-192-7601	GASKET CORE 226483 (99954)		EA	2	2	2	2	2	2	2	25	5	31	1		
P2F		TANK ASSEMBLY: UPPER D226487 (67049)		EA	1	*	*	*	*	*	*	2	1	31	2		
P O	2930-141-9303	RADIATOR CAP 805885 (78225)		EA	1	*	2	2	*	2	2	12	3	31	3		
X2F		CHANNEL: RIGHT SIDE C226481 (67049)		EA	1									31	4		
P2F		TANK ASSEMBLY: LOWER D226488 (67049)		EA	1	*	*	*	*	*	*	2	1	31	5		
X2F		CHANNEL: LEFT SIDE C226482 (67049)		EA	1									31	6		
P F R	2930-843-3951	CORE AND HEADER 226479 (67049)		EA	1	*	*	*	*	*	*	5	2	31	7		
X20		SCREEN ASSEMBLY: CORE GUARD C226952 (67049)		EA	1									31	8		
P O		CLAMP, HOSE 6L4552 (11083)		EA	8	*	*	*	*	*	*	*	*	31	9		
P O		HOSE, RADIATOR 9M5242 (11083)		EA	4	*	*	1	*	*	1	8	10	31	10		
P O		KIT, RADIATOR 40096 (15373) (USE FOR MAXIMUM COOLING)		EA	1	*	*	*	*	*	*	3	1	32			
P F		GASKET: TANK 40096-6 (15373)		EA	2	*	1	2	*	1	2	20	15	32	1		
P2F		TANK ASSEMBLY: UPPER 40096-4 (15373)		EA	1	*	*	*	*	*	*	3	1	32	2		
P O		CAP, RADIATOR 40096-5 (15373)		EA	1	*	*	1	*	*	1	10	8	32	3		
X20		SCREEN ASSEMBLY: CORE GUARD 40096-10 (15373)		EA	1									32	4		
X20		FAN RING AND PANEL ASSEMBLY 40096-12 (15373)		EA	1									32	5		
X20		GUARD, FAN 40096-13 (15373)		EA	1									32	6		
P20		FAN ASSEMBLY: 6 BLADES, 21 PITCH 40096-14 (15373)		EA	1	*	*	*	*	*	*	4	2	32	7		
P O		BEARING, FAN 40096-18 (15373)		EA	1	*	*	1	*	*	1	10	8	32	8		
P20		KEY: 3/8 IN. SQ, 2 IN. LG 40096-15 (15373)		EA	1	*	*	*	*	*	*	4	2	32	9		
P20		SHAFT, FAN 40096-16 (15373)		EA	1	*	*	*	*	*	*	4	2	32	10		
X20		CLIP: GUARD MTG 40096-17 (15373)		EA	2									32	11		
P O		IDLER ASSEMBLY 40096-3 (15373)		EA	1	*	*	1	*	*	1	10	8	32	12		
P20		SHAFT, IDLER 40096-2 (15373)		EA	1	*	*	*	*	*	*	4	2	32	13		
X20		FRAME, A 40096-1 (15373)		EA	1									32	14		

(1) SMR CODE	(2) FEDERAL STOCK NUMBER	(3) DESCRIPTION  REF NUMBER & MFR CODE	(4) USABLE ON CODE	(5) UNIT OF MEAS	QTY INC IN UNIT	(6) 30-DAY DS MAINT ALLOWANCE			(7) 30-DAY GS MAINT ALLOWANCE			(8) 1-YR ALW PER 100 EQUIP CNTGY	(9) DEPOT MAINT ALW PER 100 EQUIP	(10) ILLUS- TRATION	
						(a)	(b)	(c)	(a)	(b)	(c)			(a)	(b)
						1-20	21-50	51-100	1-20	21-50	51-100				
X2F		CHANNEL: RIGHT SIDE 40096-9 (15373)		EA	1									32	15
P O		PLUG, PIPE: 1/2 IN. 40096-11 (15373)		EA	1	*	*	*	*	*	*	*	*	32	16
P2F		TANK ASSEMBLY: LOWER 40096-8 (15373)		EA	1	*	*	*	*	*	*	3	1	32	17
X2F		CHANNEL: LEFT SIDE 40096-7 (15373)		EA	1									32	18
P F R		CORE AND HEADER 40096-19 (15373)		EA	1	*	*	*	*	*	*	5	2	32	19
P O R	2930-843-3690	FAN ASSEMBLY: 4 BLADES, 38 PITCH 226478 (95933)		EA	1	*	*	*	*	*	*	5	2	33	1
P O	5306-260-4508	BOLT, MACHINE: GUARD MTG 51594 (11083)		EA	12	*	*	*	*	*	*	*	*	33	2
P O	5310-514-6849	WASHER, LOCK: GUARD MTG 384506 (11083)		EA	12	*	*	*	*	*	*	*	*	33	3
P O	5310-011-7062	NUT, PLAIN, HEXAGON: GUARD MTG 1D4717 (11083)		EA	12	*	*	*	*	*	*	*	*	33	4
X20		GUARD: FAN C226951 (67049)		EA	1									33	5
P O	5306-260-4508	BOLT, MACHINE: GUARD MTG 51594 (11083)		EA	4	*	*	*	*	*	*	*	*	33	6
P O	5310-514-6849	WASHER, LOCK: GUARD MTG 384506 (11083)		EA	4	*	*	*	*	*	*	*	*	33	7
P O	5310-011-7062	NUT, PLAIN, HEXAGON: GUARD MTG 1D4717 (11083)		EA	4	*	*	*	*	*	*	*	*	33	8
X20		GUARD: PULLEY 8593-41-1 (15373)		EA	1									33	9
P O	3030-470-1284	BELT SET 8905 (24161)		EA	1	2	2	4	2	2	4	200	15	33	10
X20		PULLEY: 1 3/4 IN. OD 387-4 (15373)		EA	1									33	11
X20		KEY: PULLEY 46359-2-1-2LG (67049)		EA	2									33	12
P O	3040-493-2706	FAN SHAFT 8226485 (67049)		EA	1	*	*	*	*	*	*	5	2	33	13
P O	5306-206-4387	BOLT, MACHINE: BEARING ASSEMBLY MTG 51585 (11083)		EA	4	*	*	*	*	*	*	*	*	33	14
P O	5310-010-3323	WASHER, LOCK: BEARING ASSEMBLY MTG 384508 (11083)		EA	4	*	*	*	*	*	*	*	*	33	15
P O	5310-685-1429	NUT, PLAIN, HEXAGON: BEARING ASSEMBLY MTG 1D4719 (11083)		EA	4	*	*	*	*	*	*	*	*	33	16
P O	2930-099-0912	FAN BEARING ASSEMBLY 32055 (67049)		EA	1	2	2	3	2	2	3	40	2	33	17
P O	5306-424-0351	BOLT, MACHINE: PULLEY MTG		EA	3	*	*	*	*	*	*	*	*	33	18
X20		PULLEY: 1 7/16 IN. OD 1389-4 (67049)		EA	1									33	19
P O	2930-936-5292	IDLER SHAFT 28244 (67049)		EA	1	*	*	*	*	*	*	5	2	33	20
P O	5306-206-4387	BOLT, MACHINE: IDLER ASSEMBLY MTG 51585 (11083)		EA	2	*	*	*	*	*	*	*	*	33	21
P O	5310-930-7014	WASHER, FLAT: IDLER ASSEMBLY MTG 4B4278 (11083)		EA	2	*	*	*	*	*	*	*	*	33	22

(1) SMR CODE	(2) FEDERAL STOCK NUMBER	(3) DESCRIPTION  REF NUMBER & MFR CODE	(4) USABLE ON CODE	(5) UNIT OF MEAS	QTY INC IN UNIT	(6) 30-DAY DS MAINT ALLOWANCE			(7) 30-DAY GS MAINT ALLOWANCE			(8) 1-YR ALW PER 100 EQUIP CNTGY	(9) DEPOT MAINT ALW PER 100 EQUIP	(10) ILLUS- TRATION	
						(a)	(b)	(c)	(a)	(b)	(c)			(a)	(b)
						1-20	21-50	51-100	1-20	21-50	51-100			FIG. NO.	ITEM NO.
P O	5310-685-1429	NUT, PLAIN, HEXAGON: IDLER ASSEMBLY MTG 1D4719 (11083)		EA	2	*	*	*	*	*	*	*	*	33	23
P O	2930-843-3854	BEARING, IDLER 23071A (67049)		EA	1	*	*	*	*	*	*	5	2	33	24
P O	5305-724-7220	SCREW, CAP, HEXAGON HEAD: SUPPORT MOUNTING		EA	4	*	*	*	*	*	*	*	*	33	25
P O	5310-010-3345	WASHER, FLAT: SUPPORT MTG		EA	4	*	*	*	*	*	*	*	*	33	26
P O	5310-010-3325	WASHER, LOCK: SUPPORT MTG		EA	4	*	*	*	*	*	*	*	*	33	27
P O	5310-266-0389	NUT, PLAIN, HEXAGON: SUPPORT MTG		EA	4	*	*	*	*	*	*	*	*	33	28
X20		SUPPORT C226480 (67049)		EA	1									33	29
		GROUP 10 - FILTER AND BRACKET													
P O	4730-289-4124	FITTING: VENT TUBE TO HOUSING 89LB3-8X3-8 (30327)		EA	1	*	*	*	*	*	*	*	*	34	1
X20		TUBE: VENT 4L8228 (11083)		EA	1									34	2
P O	4730-117-0056	NUT, PACKING: TUBE 4H2678 (11083)		EA	1	*	*	*	*	*	*	5	2	34	3
X20		TUBE: FUEL FILTER TO PUMP 6L2972 (11083)		EA	1									34	4
P O	4730-374-8138	FITTING: TUBE TO PUMP 1L481 (11083)		EA	1	*	*	*	*	*	*	*	*	34	5
X20		CLIP: TUBE 6L5104 (11083)		EA	1									34	6
P O	2910-493-7301	FITTING: VALVE 3L3446 (11083)		EA	1	*	*	*	*	*	*	5	2	34	7
X20		TUBE: HOUSING TO PUMP 6L2969 (11083)		EA	1									34	8
P O	2910-493-2911	VALVE: PUMP 4L8546 (11083)		EA	1	*	2	2	*	2	2	12	5	34	9
P O	4730-470-9861	ADAPTER: VALVE TO PUMP 4L8545 (11083)		EA	1	*	*	*	*	*	*	*	*	34	10
P O	4730-187-7597	COUPLING: VALVE TO PUMP 3B6489 (11083)		EA	2	*	*	*	*	*	*	*	*	34	11
P O	4730-222-1839	NIPPLE: COUPLING TO PUMP 3B7770 (11083)		EA	1	*	*	*	*	*	*	*	*	34	12
P O	4730-288-9923	FITTING: TUBE TO PUMP 4B3041 (11083)		EA	1	*	*	*	*	*	*	*	*	34	13
P O	4730-203-3480	FITTING: TUBE TO PUMP 2L5975 (11083)		EA	1	*	*	*	*	*	*	*	*	34	14
X20		TUBE: RETURN 5L5990 (11083)		EA	1									34	15
P O	5306-637-4956	BOLT, MACHINE: FILTER MTG 51588 (11083)		EA	4	*	*	*	*	*	*	*	*	34	16
P O	5310-514-6849	WASHER, LOCK: FILTER MTG 3B4506 (11083)		EA	4	*	*	*	*	*	*	*	*	34	17
X20		HOUSING ASSEMBLY 5L3814 (11083)		EA	1									34	18
P O	5305-429-2297	SCREW, CAP, HEXAGON HEAD: COVER MOUNTING 51571 (11083)		EA	8	*	*	*	*	*	*	*	*	34	19

(1) SMR CODE	(2) FEDERAL STOCK NUMBER	(3) DESCRIPTION  REF NUMBER & MFR CODE	(4) USABLE ON CODE	(5) UNIT OF MEAS	(6) QTY INC IN UNIT	(6) 30-DAY DS MAINT ALLOWANCE			(7) 30-DAY GS MAINT ALLOWANCE			(8) 1-YR ALW PER 100 EQUIP CNTGY	(9) DEPOT MAINT ALW PER 100 EQUIP	(10) ILLUS- TRATION	
						(a)	(b)	(c)	(a)	(b)	(c)			(a)	(b)
						1-20	21-30	31-100	1-20	21-30	31-100			FIG. NO.	ITEM NO.
P O	5310-514-6841	WASHER, LOCK: COVER MTG 3B4506 (11083)		EA	8	*	*	*	*	*	*	*	*	34	20
P O	5310-930-7014	WASHER, FLAT: COVER MTG 4B4278 (11083)		EA	8	*	*	*	*	*	*	*	*	34	21
X20		COVER ASSEMBLY 4L6785 (11083)		EA	1									34	22
X1	5330-194-1681	SEAL 4L6779 (11083)		EA	1									34	23
X1		DOWEL 2A3348 (11083)		EA	2									34	24
X1	5340-465-5168	SPRING 4L6774 (11083)		EA	1									34	25
X1	5330-493-1874	GASKET 4L8212 (11083) (PART OF KIT, FSN 2815-873-4071)		EA	2									34	26
P O	2910-819-4276	ELEMENT ASSEMBLY: FUEL FILTER 5L7564 (11083)		EA	6	17	33	67	17	33	67	800	100	34	27
X20		COVER 4L6778 (11083)		EA	1									34	28
X1	3830-599-0936	SEAL, RING 4F7387 (11083) (PART OF KIT, FSNs 2815-873-4071 AND 2815-873-4072)		EA	1									34	29
P O	2815-012-0784	PLUG: DRAIN 2B1459 (11083)		EA	2	*	*	*	*	*	*	*	*	34	30
X1	2910-976-9111	GASKET: DRAIN PLUG 5L3378 (11083) (PART OF KIT, FSN 2815-873-4071)		EA	2									34	31
P O	5306-260-4508	BOLT, MACHINE: COVER MTG S1594 (11083)		EA	2	*	*	*	*	*	*	*	*	34	32
P O	5310-514-6849	WASHER, LOCK: COVER MTG 3B4506 (11083)		EA	2	*	*	*	*	*	*	*	*	34	33
X20		COVER 5L3252 (11083)		EA	1									34	34
X1	5330-479-2848	GASKET: COVER TO HOUSING 4L8215 (11083) (PART OF KIT, FSN 2815-873-4071)		EA	1									34	35
P O	5340-465-5167	SPRING 4L6773 (11083)		EA	1	*	2	2	*	2	2	12	10	34	36
P20	2910-936-5310	PLUNGER ASSEMBLY 6L4888 (11083)		EA	1	*	*	*	*	*	*	5	2	34	37
P O	5305-423-9003	SCREW, CAP, HEXAGON HEAD: HOUSING MOUNTING 3B1915 (11083)		EA	3	*	*	*	*	*	*	*	*	34	38
P O	5310-514-6849	WASHER, LOCK: HOUSING MTG 3B4506 (11083)		EA	3	*	*	*	*	*	*	*	*	34	39
P O	5310-011-7062	NUT, PLAIN, HEXAGON: HOUSING MTG 1D4717 (11083)		EA	3	*	*	*	*	*	*	*	*	34	40
P O	5310-930-7014	WASHER, FLAT: HOUSING MTG 4B4278 (11083)		EA	3	*	*	*	*	*	*	*	*	34	41
P O	5310-514-6849	WASHER, LOCK: HOUSING MTG 3B4506 (11083)		EA	3	*	*	*	*	*	*	*	*	34	42
P O	5305-429-2297	SCREW, CAP, HEXAGON HEAD: HOUSING MOUNTING S1571 (11083)		EA	3	*	*	*	*	*	*	*	*	34	43
X1	5330-493-1873	GASKET: HOUSING TO HOUSING ASSEMBLY 5L2904 (11083) (PART OF KIT, FSN 2815-873-4071)		EA	1									34	44

(1) SMR CODE	(2) FEDERAL STOCK NUMBER	(3) DESCRIPTION  USABLE ON CODE  REF NUMBER & MFR CODE	(4) UNIT OF MEAS	(5) QTY INC IN UNIT	(6) 30-DAY DS MAINT ALLOWANCE			(7) 30-DAY OS MAINT ALLOWANCE			(8) 1-YR ALW PER 100 EQUIP CNTGY	(9) DEP-OT MAINT ALW PER 100 EQUIP	(10) ILLUS- TRATION	
					(a)	(b)	(c)	(a)	(b)	(c)			(a)	(b)
					1-20	21-30	31-100	1-20	21-30	31-100			FIG. NO.	ITEM NO.
P O	2910-362-8071	NEEDLE ASSEMBLY 2A1927 (11083)	EA	1	•	2	2	•	2	2	20	10	34	45
P O	2910-321-9489	SEAT: AIR VALVE 8F1397 (11083)	EA	1	•	•	•	•	•	•	5	2	34	46
X1	5310-171-4122	GASKET: AIR VALVE 2A3885 (11083) (PART OF KIT, FSN 2815-873-4071)	EA	1									34	47
P20	2910-493-7300	WINDOW 1H3933 (11083)	EA	1	•	•	•	•	•	•	5	2	34	48
X20		HOUSING 5L2898 (11083)	EA	1									34	49
P O		BOLT: FILTER MTG 2A4639 (11083)	EA	4	•	•	•	•	•	•	•	•	35	1
P O	5310-514-6849	WASHER, LOCK: FILTER MTG 3B4506 (11083)	EA	4	•	•	•	•	•	•	•	•	35	2
X20		FILTER ASSEMBLY, OIL 6L1583 (11083)	EA	1									35	
X20	4730-618-5440	PLUG 2H6829 (11083)	EA	2									35	3
X1	2940-128-9762	GASKET 5L3377 (11083) (PART OF KIT, FSN 2815-873-4071)	EA	2									35	4
P O	5306-426-2922	BOLT, MACHINE: COVER MTG 51573 (11083)	EA	12	•	•	•	•	•	•	•	•	35	5
P O	5310-010-3323	WASHER, LOCK: COVER MTG 3B4568 (11083)	EA	12	•	•	•	•	•	•	•	•	35	6
P O		WASHER, FLAT: COVER MTG 4A4280 (11083)	EA	12	•	•	•	•	•	•	•	•	35	7
X20		COVER ASSEMBLY 5L8364 (11083)	EA	1									35	8
P O	2940-976-9043	GASKET: COVER TO HOUSING ASSEMBLY 6L1540 (11083)	EA	2	5	10	20	5	10	20	244	200	35	9
P O		ELEMENT, FILTER 5A485 (11083)	EA	4	112	223	447	112	223	447	5360	400	35	10
X20		COVER ASSEMBLY 5L8362 (11083)	EA	1									35	11
X1	2940-239-4892	PIN 4L5851 (11083)	EA	1									35	12
X1		HOUSING 4L6134 (11083)	EA	1									35	13
X1		GUIDE 4L5849 (11083)	EA	1									35	14
X1	2940-128-9765	SPRING 3H2757 (11083)	EA	1									35	15
P F	2940-128-9764	VALVE 4L5847 (11083)	EA	1	•	2	2	•	2	2	16	12	35	16
X1	2940-976-9013	RING 1J6473 (11083)	EA	1									35	17
X1	2940-128-9763	SPRING 4L5848 (11083)	EA	1									35	18
X20	4730-263-3122	PLUG 3B551 (11083)	EA	1									35	19
X20	2815-012-0784	PLUG 2B1459 (11083)	EA	2									35	20

(1) SMR CODE	(2) FEDERAL STOCK NUMBER	(3) DESCRIPTION  REF NUMBER & MFR CODE	(4) USABLE ON CODE	(5) UNIT OF MEAS	QTY INC IN UNIT	(6) 30-DAY DS MAINT ALLOWANCE			(7) 30-DAY GS MAINT ALLOWANCE			(8) 1-YR ALW PER 100 EQUIP CNTGY	(9) DEPOT MAINT ALW PER 100 EQUIP	(10) ILLUS- TRATION	
						(a)	(b)	(c)	(a)	(b)	(c)			(a)	(b)
						1-20	21-50	51-100	1-20	21-50	51-100			FIG. NO.	ITEM NO.
X1	2910-976-9111	GASKET 5L3378 (11083) (PART OF KIT, FSN 2815-873-4071)		EA	2									35	21
X20		HOUSING ASSEMBLY 8L8203 (11083)		EA	1									35	22
P H	5306-426-4621	BOLT, MACHINE: SUPPORT MTG 3506A (11083)		EA	2				*	*	*	*	*	36	1
P H	5310-514-6841	WASHER, LOCK: SUPPORT MTG 384510 (11083)		EA	8				*	*	*	*	*	36	2
P H	5305-724-5911	SCREW, CAP, HEXAGON HEAD: SUPPORT MTG S1589 (11083)		EA	6				*	*	*	*	*	36	3
X2H		SUPPORT: OIL FILTER AND FUEL FILTER 4L6265 (11083)		EA	1									36	4
X1	2815-979-4470	GASKET: SUPPORT MTG 4L7586 (11083) (PART OF KIT, FSN 2815-873-4071)		EA	1									36	5
		GROUP 11 - OIL COOLER AND LINES													
P O	5306-273-6357	BOLT, MACHINE: FLANGE TO BLOCK 1A1460 (11083)		EA	3	*	*	*	*	*	*	*	*	37	1
P O	5310-010-3323	WASHER, LOCK: FLANGE TO BLOCK 384508 (11083)		EA	3	*	*	*	*	*	*	*	*	37	2
P O		NUT, PLAIN, HEXAGON: COOLER TO PLATE, 1/2-13 THD SIZE 1D5117 (11083)		EA	1	*	*	*	*	*	*	*	*	37	3
P O	5310-010-3323	WASHER, LOCK: COOLER TO PLATE 384508 (11083)		EA	1	*	*	*	*	*	*	*	*	37	4
P O	5306-263-8978	BOLT, MACHINE: COOLER TO PLATE S1587 (11083)		EA	1	*	*	*	*	*	*	*	*	37	5
P O		NUT, PLAIN, HEXAGON: COOLER TO PLATE, 1/2-13 THD SIZE 1D5117 (11083)		EA	1	*	*	*	*	*	*	*	*	37	6
P O	5310-010-3323	WASHER, LOCK: COOLER TO PLATE 384508 (11083)		EA	1	*	*	*	*	*	*	*	*	37	7
P O	5306-814-8960	BOLT, MACHINE: COOLER TO PLATE 3322A (11083)		EA	1	*	*	*	*	*	*	*	*	37	8
P O	5306-423-8194	BOLT, MACHINE: TUBE ASSEMBLY TO COOLER 1A2029 (11083)		EA	2	*	*	*	*	*	*	*	*	37	9
P O	5310-514-6849	WASHER, LOCK: TUBE ASSEMBLY TO COOLER 384506 (11083)		EA	2	*	*	*	*	*	*	*	*	37	10
P O	5306-423-8194	BOLT, MACHINE: TUBE ASSEMBLY TO COOLER 1A2029 (11083)		EA	2	*	*	*	*	*	*	*	*	37	11
P O	5310-514-6849	WASHER, LOCK: TUBE ASSEMBLY TO COOLER 384506 (11083)		EA	2	*	*	*	*	*	*	*	*	37	12
P O	5306-423-8117	BOLT, MACHINE: ELBOW TO WATER PUMP S1595 (11083)		EA	4	*	*	*	*	*	*	*	*	37	13
P O	5310-010-3323	WASHER, LOCK: ELBOW TO WATER PUMP 384508 (11083)		EA	4	*	*	*	*	*	*	*	*	37	14
X1	2815-128-9754	GASKET: ELBOW TO WATER PUMP 4L8121 (11083) (PART OF KIT, FSN 2815-873-4072)		EA	1									37	15
X1	2815-128-9755	GASKET: FLANGE TO BLOCK 4L8120 (11083) (PART OF KIT, FSN 2815-873-4072)		EA	2									37	16

(1) SMR CODE	(2) FEDERAL STOCK NUMBER	(3) DESCRIPTION  REF NUMBER & MFR CODE	(4) USABLE ON CODE	(5) UNIT OF MEAS	(6) QTY INC IN UNIT	(8) 30-DAY DS MAINT ALLOWANCE			(7) 30-DAY GS MAINT ALLOWANCE			(8) 1-YR ALW PER 100 EQUIP CNTGY	(9) DEPOT MAINT ALW PER 100 EQUIP	(10) ILLUS- TRATION	
						(a)	(b)	(c)	(a)	(b)	(c)			(a)	(b)
						1-20	21-30	31-100	1-20	21-30	31-100			FIG. NO.	ITEM NO.
P O	4730-132-0498	FLANGE 4L6273 (11083)		EA	2	*	*	*	*	*	*	5	2	37	17
X1	3830-599-0936	SEAL: FLANGE TO PIPE 4F7387 (11083) (PART OF KIT, FSN 2815-873-4071 AND 2815-873-4072)		EA	2									37	18
P20	2015-128-9743	PIPE: OIL COOLER 4L8116 (11083)		EA	1	*	*	*	*	*	*	5	2	37	19
P O	5306-809-7134	BOLT, MACHINE: FLANGE TO SUPPORT 2B947 (11083)		EA	3	*	*	*	*	*	*	*	*	37	20
P O	5310-010-3323	WASHER, LOCK: FLANGE TO SUPPORT 3B4508 (11083)		EA	3	*	*	*	*	*	*	*	*	37	21
P O	5306-637-4956	BOLT, MACHINE: ELBOW TO CORE ASSEMBLY 51588 (11083)		EA	16	*	*	*	*	*	*	*	*	37	22
P O	5310-514-6849	WASHER, LOCK: ELBOW TO CORE ASSEMBLY 3B4506 (11083)		EA	16	*	*	*	*	*	*	*	*	37	23
X20		SUPPORT 4L6263 (11083)		EA	1									37	24
X1	2815-122-3951	GASKET: ELBOW TO CORE ASSEMBLY 4L8606 (11083) (PART OF KIT, FSN 2815-873-4072)		EA	2									37	25
P O	2815-715-7492	CORE ASSEMBLY, OIL COOLER 4L7561 (11083)		EA	1	*	2	2	*	2	2	12	5	37	26
P O	4730-011-3176	PLUG, PIPE 3J5399 (11083)		EA	2	*	*	*	*	*	*	*	*	37	27
P20	4730-128-0162	ELBOW 4L6235 (11083)		EA	1	*	*	*	*	*	*	5	2	37	28
P O	4730-287-3279	PLUG 5M6213 (11083)		EA	2	*	*	*	*	*	*	*	*	37	29
P O	4730-122-3969	PLUG 1B5174 (11083)		EA	1	*	*	*	*	*	*	*	*	37	30
P O	5306-423-8194	BOLT, MACHINE: TUBE ASSEMBLY TO TEE 1A2029 (11083)		EA	2	*	*	*	*	*	*	*	*	38	1
P O	5310-514-6849	WASHER, LOCK: TUBE ASSEMBLY TO TEE 3B4506 (11083)		EA	2	*	*	*	*	*	*	*	*	38	2
X1	5330-869-6574	SEAL: TUBE ASSEMBLY TO COOLER 6L1650 (11083) (PART OF KIT, P/N 130616 (11083))		EA	1									38	3
X1	5330-869-6574	SEAL: TOP OF TEE 6L1650 (11083) (PART OF KIT, P/N 130616 (11083))		EA	1									38	4
P20	2815-128-9742	PIPE: OIL COOLER 4L7859 (11083)		EA	1	*	*	*	*	*	*	5	2	38	5
P O	5306-423-8194	BOLT, MACHINE: ELBOW TO OIL FILTER 1A2029 (11083)		EA	4	*	*	*	*	*	*	*	*	38	6
P O	5310-514-6849	WASHER, LOCK: ELBOW TO OIL FILTER 3B4506 (11083)		EA	4	*	*	*	*	*	*	*	*	38	7
X1	5330-869-6574	SEAL: ELBOW TO OIL FILTER 6L1650 (11083) (PART OF KIT, P/N 130616 (11083))		EA	1									38	8
P20	4730-126-8246	ELBOW, PIPE: COOLER TO OIL FILTER 5L9916 (11083)		EA	1	*	*	*	*	*	*	5	2	38	9
X1	2815-122-9656	PACKING, PREFORMED: TUBE ASSEMBLY TO ELBOW 6L1651 (11083) (PART OF KIT, FSN 2815-873-4071)		EA	1									38	10

(1) SMR CODE	(2) FEDERAL STOCK NUMBER	(3) DESCRIPTION  REF NUMBER & MFR CODE	(4) USABLE ON CODE	(5) UNIT OF MEAS	(6) 30-DAY D5 MAINT ALLOWANCE	(7) 30-DAY G5 MAINT ALLOWANCE	(8) 1-YR ALW PER 100 EQUIP CNTGY	(9) DEPOT MAINT ALW PER 100 EQUIP	(10) ILLUS- TRATION							
									(a)			(b)			FIG. NO.	ITEM NO.
									1-20	21-50	51-100	1-20	21-50	51-100		
X1	5330-869-6754	SEAL: TUBE ASSEMBLY TO COOLER 6L1650 (11083) (PART OF KIT, P/N 1S0616 (11083))		EA	2					38	11					
P20	2815-128-9740	PIPE: OIL COOLER 4L7867 (11083)		EA	1	*	*	*	*	5	2	38	12			
P O	2815-128-9803	GASKET: ELBOW 6L5298 (11083)		EA	1	3	7	13	3	7	13	160	100	38	13	
P O	5305-423-9003	SCREW, CAP, HEXAGON HEAD: PIPE TO OIL PUMP 3B1915 (11083)		EA	3	*	*	*	*	*	*	*	*	38	14	
P O	5310-514-6849	WASHER, LOCK: PIPE TO OIL PUMP 3B4506 (11083)		EA	3	*	*	*	*	*	*	*	*	38	15	
P O	2940-870-4347	SEAL: PIPE MTG 8H1607 (11083)		EA	1	3	7	13	3	7	13	160	100	38	16	
P O	2520-974-7169	SEAL, O RING: PIPE MTG 8M4989 (11083)		EA	1	3	7	13	3	7	13	160	100	38	17	
P20	2815-128-9751	PIPE: OIL COOLER TO OIL PUMP 5L5984 (11083)		EA	1	*	*	*	*	*	*	5	2	38	18	
P O	4730-011-3176	PLUG 3J5389 (11083)		EA	2	*	*	*	*	*	*	*	*	38	19	
X20		FITTING 1F6068 (11083)		EA	1									38	20	
P20	4730-132-0497	TEE, TUBE 4L6725 (11083)		EA	1	*	*	*	*	*	*	5	2	38	21	
P O	5306-423-8194	BOLT, MACHINE: PIPE TO HOUSING 1A2029 (11083)		EA	2	*	*	*	*	*	*	*	*	38	22	
P O	5310-514-6849	WASHER, LOCK: PIPE TO HOUSING 3B4506 (11083)		EA	2	*	*	*	*	*	*	*	*	38	23	
X1	2815-122-9656	PACKING, PREFORMED: BOTTOM OF TEE 6L1651 (11083) (PART OF KIT, FSN 2815-873-4071)		EA	1									38	24	
P20	2815-128-9759	PIPE: HOUSING TO TEE 4L8137 (11083)		EA	1	*	*	*	*	*	*	5	2	38	25	
P O	5306-423-8194	BOLT, MACHINE: HOUSING TO OIL PAN 1A2029 (11083)		EA	2	*	*	*	*	*	*	*	*	38	26	
P O	5310-514-6849	WASHER, LOCK: HOUSING TO OIL PAN 3B4506 (11083)		EA	2	*	*	*	*	*	*	*	*	38	27	
P O	2815-764-5598	PISTON, OIL COOLER 4L8138 (11083)		EA	1	*	2	2	*	2	2	12	5	38	28	
P O	2815-764-5559	SPRING 6L6495 (11083)		EA	1	2	2	2	2	2	2	26	10	38	29	
P20	2815-128-9749	GUIDE 4L8140 (11083)		EA	1	*	*	*	*	*	*	5	2	38	30	
P20	2815-128-9748	SPACER 5L8389 (11083)		EA	4	*	*	*	*	*	*	5	2	38	31	
X1	5330-869-6574	SEAL: HOUSING 6L1650 (11083) (PART OF KIT, P/N 1S0616 (11083))		EA	1									38	32	
X1	2815-122-9656	PACKING, PREFORMED: BACK OF HOUSING 6L1651 (11083) (PART OF KIT, FSN 2815-873-4071)		EA	1									38	33	
P20	2815-128-9750	HOUSING 4L8141 (11083)		EA	1	*	*	*	*	*	*	5	2	38	34	
P O	5306-698-2150	BOLT, MACHINE: PLATE MTG L2070 (11083)		EA	1	*	*	*	*	*	*	*	*	38	35	
P20	2940-423-9497	SPACER: PLATE TO BLOCK 4F6526 (11083)		EA	1	*	*	*	*	*	*	5	2	38	36	



(1) SMR CODE	(2) FEDERAL STOCK NUMBER	(3) DESCRIPTION  REF NUMBER & MFR CODE	USABLE ON CODE	(4) UNIT OF MEAS	(5) QTY INC IN UNIT	(6) 30-DAY DS MAINT ALLOWANCE			(7) 30-DAY GS MAINT ALLOWANCE			(8) 1-YR ALW PER 100 EQUIP CNTGY	(9) DEPOT MAINT ALW PER 100 EQUIP	(10) ILLUS- TRATION	
						(a)	(b)	(c)	(a)	(b)	(c)			(a)	(b)
						1-20	21-50	51-100	1-20	21-50	51-100			FIG. NO.	ITEM NO.
P O	5306-285-1368	BOLT, MACHINE: PLATE MTG L1143 (11083)		EA	2	*	*	*	*	*	*	*	*	38	37
P20	5340-125-2586	SPACER: PLATE TO BLOCK 6F8515 (11083)		EA	2	*	*	*	*	*	*	5	2	38	38
P O	5310-514-6849	WASHER, LOCK: PLATE MTG 3B4506 (11083)		EA	3	*	*	*	*	*	*	*	*	38	39
X20		PLATE: COOLER MTG 4L7882 (11083)		EA	1									38	40
P O	5306-260-4506	BOLT, MACHINE: TUBE ASSEMBLY MTG 51591 (11083)		EA	2	*	*	*	*	*	*	*	*	38	41
P O	2940-130-5145	LOCK: TUBE ASSEMBLY MTG 7H9832 (11083)		EA	1	23	47	93	23	47	93	1120	700	38	42
P20	2815-128-9753	TUBE ASSEMBLY 4L8131 (11083)		EA	1	*	*	*	*	*	*	5	2	38	43
X1	2930-976-9143	GASKET 4L8149 (11083) (PART OF KIT, FSN 2815-873-4072)		EA	1									38	44
X1	5330-942-5114	PACKING, PREFORMED 8M4437 (11083) (PART OF KIT, FSN 2815-122-9678 AND KIT, P/N 150616 (11083))		EA	6									38	45
P O	5340-584-2314	RING 9F6656 (11083)		EA	1	23	47	93	23	47	93	1120	700	38	46
P20	2815-128-9746	TUBE ASSEMBLY: LH 6L2820 (11083)		EA	1	*	*	*	*	*	*	5	2	38	47
P20	2815-128-9747	TUBE ASSEMBLY: RH 6L2819 (11083)		EA	1	*	*	*	*	*	*	5	2	38	47
X1	5330-828-9787	PACKING, PREFORMED 9H6067 (11083) (PART OF KIT, P/N 150616 (11083))		EA	2									38	48
P O	5306-637-4956	BOLT, MACHINE: TUBE TO VALVE LIFTER BRACKET S1588 (11083)		EA	12	*	*	*	*	*	*	*	*	38	49
P O	2940-130-5145	LOCK: TUBE ASSEMBLY MTG 7H9832 (11083)		EA	6	REF	REF	REF	REF	REF	REF	REF	REF	38	50
X1	2930-976-9143	GASKET 4L8149 (11083) (PART OF KIT, FSN 2815-873-4072)		EA	6									38	51
X1	5330-942-5114	PACKING, PREFORMED 8M4437 (11083) (PART OF KIT, FSN 2815-122-9678 AND KIT, P/N 150616 (11083))		EA	8									38	52
P O	5340-584-2314	RING 9F6656 (11083)		EA	6	REF	REF	REF	REF	REF	REF	REF	REF	38	53
P20	2815-128-9752	TUBE ASSEMBLY 4L8119 (11083)		EA	6	*	*	*	*	*	*	5	2	38	54
P O	5306-423-8194	BOLT, MACHINE: ELBOW MTG 1A2029 (11083)		EA	3	*	*	*	*	*	*	*	*	38	55
P O	5310-514-6849	WASHER, LOCK: ELBOW MTG 3B4506 (11083)		EA	3	*	*	*	*	*	*	*	*	38	56
P20	4730-128-7216	ELBOW 4L6780 (11083)		EA	1	*	*	*	*	*	*	5	2	38	57
X1	2815-122-9656	PACKING, PREFORMED 6L1651 (11083) (PART OF KIT, FSN 2815-873-4071)		EA	1									38	58
X1	5330-869-6574	SEAL 6L1650 (11083) (PART OF KIT, P/N 150616 (11083))		EA	1									38	59

(1) SMR CODE	(2) FEDERAL STOCK NUMBER	(3) DESCRIPTION  REF NUMBER & MFR CODE	(4) USABLE ON CODE	(5) UNIT OF MEAS	(6) QTY INC IN UNIT	(6) 30-DAY DS MAINT ALLOWANCE			(7) 30-DAY GS MAINT ALLOWANCE			(8) 1-YR ALW PER 100 EQUIP CNTGY	(9) DEPOT MAINT ALW PER 100 EQUIP	(10) ILLUS- TRATION	
						(a)	(b)	(c)	(a)	(b)	(c)			(a)	(b)
						1-20	21-50	51-100	1-20	21-50	51-100			FIG. NO.	ITEM NO.
P20	2815-128-9741	PIPE: OIL FILTER TO BLOCK 6L1535 (11083)		EA	1	*	*	*	*	*	*	5	2	38	60
P O	6685-460-6163	THERMOMETER 38613F83 (64467)		EA	1	*	2	2	*	2	2	16	3		
P O	6685-470-6233	THERMOMETER 8858 (72100)		EA	1	*	2	2	*	2	2	12	5		
P O	6685-470-6232	MANOMETER, CRANKCASE, LIQUID 10AA25MRRANGE6 (02002)		EA	1	*	2	2	*	2	2	12	5		
		GROUP 12 - WATER PUMP													
P F R	2930-843-3894	WATER PUMP 4L8800 (11083) (INCLUDES COMPONENTS OF KIT, FSNs 2815-873-4071, 2815-122-9679 AND KIT, P/N 853117 (11083))		EA	1	*	2	2	*	2	2	20	2	39	
P F	5305-429-2297	SCREW, CAP, HEXAGON HEAD: PUMP MTG 51571 (11083)		EA	4	*	*	*	*	*	*	*	*	39	1
P F	5310-514-6849	WASHER, LOCK: PUMP MTG 384506 (11083)		EA	4	*	*	*	*	*	*	*	*	39	2
P F	5306-423-8194	BOLT, MACHINE: PUMP MTG 1A2029 (11083)		EA	2	*	*	*	*	*	*	*	*	39	3
P F		WASHER, LOCK: PUMP MTG 5L5840 (11083)		EA	2	*	*	*	*	*	*	*	*	39	4
P F	5306-637-4956	BOLT, MACHINE: PUMP TO ELBOW 51588 (11083)		EA	4	*	*	*	*	*	*	*	*	39	5
P F	5310-514-6849	WASHER, LOCK: PUMP TO ELBOW 384506 (11083)		EA	4	*	*	*	*	*	*	*	*	39	6
P F		BOLT: COVER MTG 3H5841 (11083)		EA	8	*	*	*	*	*	*	*	*	39	7
P F		WASHER: COVER MTG 5L5840 (11083)		EA	8	*	*	*	*	*	*	*	*	39	8
X1		COVER 4L6231 (11083)		EA	1									39	9
X1	2930-976-9009	GASKET: COVER MTG 4L6706 (11083) (PART OF KIT, FSNs 2815-873-4071 AND 2815-122-9679)		EA	10									39	10
X1	5330-599-2183	SEAL: COVER 1H8278 (11083) (PART OF KIT, FSN 2815-122-9679)		EA	1									39	11
X1		COTTER, PIN 3F2771 (11083) (PART OF KIT, FSN 2815-122-9679 AND KIT, P/N 853117 (11083))		EA	1									39	12
X1		NUT 3H2018 (11083) (PART OF KIT, P/N 853117 (11083))		EA	1									39	13
X1		WASHER 6F2691 (11083) (PART OF KIT, P/N 853117 (11083))		EA	1									39	14
X1		IMPELLER 5L8203 (11083) (PART OF KIT, P/N 853117 (11083))		EA	1									39	15
X1	5330-122-7403	RING 2S3966 (11083) (PART OF KIT, FSN 2815-122-9679)		EA	1									39	16
X1	2930-843-4816	SEAL 3S3535 (11083) (PART OF KIT, FSN 2815-122-9679)		EA	1									39	17

(1) SMR CODE	(2) FEDERAL STOCK NUMBER	(3) DESCRIPTION  USABLE ON CODE  REF NUMBER & MFR CODE	(4) UNIT OF MEAS	(5) QTY INC IN UNIT	(6) 30-DAY DS MAINT ALLOWANCE			(7) 30-DAY GS MAINT ALLOWANCE			(8) 1-YR ALW PER 100 EQUIP CNTGY	(9) DEPOT MAINT ALW PER 100 EQUIP	(10) ILLUS- TRATION	
					(a)	(b)	(c)	(a)	(b)	(c)			(a)	(b)
					1-20	21-30	31-100	1-20	21-30	31-100			FIG. NO.	ITEM NO.
P F	5305-429-2297	SCREW, CAP, HEXAGON HEAD: BEARING MOUNTING 51571 (11083)	EA	4	•	•	•	•	•	•	•	•	39	18
X1	2930-352-8427	LOCK: BEARING MTG 7F7510 (11083) (PART OF KIT, FSM 2815-122-9679)	EA	4									39	19
X1	2930-976-8985	BEARING 4L3756 (11083) (PART OF KIT, P/N 8S3117 (11083))	EA	1									39	20
X1	2930-478-8801	SHAFT 6L9080 (11083) (PART OF KIT, P/N 8S3117 (11083))	EA	1									39	21
P F	5305-423-9003	SCREW, CAP, HEXAGON HEAD 3B1915 (11083)	EA	1	•	•	•	•	•	•	•	•	39	22
X1	2930-352-8427	LOCK 7F7510 (11083) (PART OF KIT, FSM 2815-122-9679 AND KIT, P/N 8S3117 (11083))	EA	4									39	23
P F	2930-478-8794	RETAINER ASSEMBLY 4L3761 (11083)	EA	1	•	•	2	•	•	2	8	4	39	24
X1	3120-837-7814	BEARING 5L2660 (11083) (PART OF KIT, P/N 8S3117 (11083))	EA	1									39	25
X1		WASHER 5F9140 (11083)	EA	1									39	26
X1	5330-239-4304	GASKET 4L9965 (11083) (PART OF KIT, FSM 2815-122-9679)	EA	1									39	26
X1	2990-713-8637	OIL SEAL 5H6012 (11083) (PART OF KIT, FSM 2815-873-4071)	EA	1									39	27
X1	2930-478-8805	HOUSING 4L9996 (11083)	EA	1									39	28
X1		BALL 5B9318 (11083)	EA	1									39	29
P F	2930-363-9350	SEAL ASSEMBLY 4F4769 (11083)	EA	1	2	3	5	2	3	5	60	100	39	29
X1	2930-671-4469	BELLOW ASSEMBLY 6H3491 (11083)	EA	1									39	30
X1	2930-363-8972	WASHER 5F9140 (11083)	EA	1									39	31
X2F		PLUG 3F1357 (11083)	EA	1									39	30
X1	5310-246-0262	GASKET 5B3265 (11083) (PART OF KIT, FSM 2815-122-9679)	EA	1									39	31
X1	2815-122-9648	GASKET 4L3437 (11083) (PART OF KIT, FSMs 2815-122-9679 AND 2815-873-4071)	EA	1									39	32
		GROUP 13 - FUEL PUMP TRANSFER												
P O	5306-423-8117	BOLT, MACHINE: PUMP MTG 1A2029 (11083)	EA	7	•	•	•	•	•	•	•	•	40	1
P O	5310-514-6849	WASHER, LOCK: PUMP MTG 3B4506 (11083)	EA	7	•	•	•	•	•	•	•	•	40	2
P O R	2910-689-5668	FUEL TRANSFER PUMP 6L9697 (11083)	EA	1	•	2	2	•	2	2	12	8	40	

(1) SMR CODE	(2) FEDERAL STOCK NUMBER	(3) DESCRIPTION  REF NUMBER & MFR CODE	(4) USABLE ON CODE	(5) UNIT OF MEAS	(6) QTY INC IN UNIT	(6) 30-DAY DS MAINT ALLOWANCE			(7) 30-DAY GS MAINT ALLOWANCE			(8) 1-YR ALW PER 100 EQUIP CNTGY	(9) DEPOT MAINT ALW PER 100 EQUIP	(10) ILLUS- TRATION	
						(a)	(b)	(c)	(a)	(b)	(c)			(a)	(b)
						1-20	21-50	51-100	1-20	21-50	51-100			FIG. NO.	ITEM NO.
P F	5306-423-8117	BOLT, MACHINE: COVER MTG 1A2029 (11083)		EA	2	*	*	*	*	*	*	*	*	40	3
P F	5310-514-6849	WASHER, LOCK: COVER MTG 3B4506 (11083)		EA	2	*	*	*	*	*	*	*	*	40	4
P F	5306-240-0797	BOLT, MACHINE: COVER MTG T573 (11083)		EA	2	*	*	*	*	*	*	*	*	40	5
P F	5310-514-6849	WASHER, LOCK: COVER MTG 3B4506 (11083)		EA	2	*	*	*	*	*	*	*	*	40	6
X2F		COVER 4L6260 (11083)		EA	1									40	7
X1	2910-862-6861	SEAL, O RING 9F4446 (11083) (PART OF KIT, FSN 2815-873-4071)		EA	1									40	8
P F	2910-870-6124	RING 1H5549 (11083)		EA	1	*	2	2	*	2	2	18	10	40	9
P F	5315-010-6749	KEY, WOODRUFF 1B8702 (11083)		EA	1	2	2	2	2	2	2	24	16	40	10
P F	3020-406-4539	GEAR DRIVE: 10 TEETH 4L6755 (11083)		EA	1	*	2	2	*	2	2	12	5	40	11
P F	3020-406-4538	GEAR IDLER: 10 TEETH 4L6754 (11083)		EA	1	*	2	2	*	2	2	12	5	40	12
P F		NIPPLE 2B2015 (11083)		EA	1	*	*	*	*	*	*	*	*	40	13
P F	5306-423-8194	BOLT, MACHINE: SEAT ASSEMBLY MTG 1A2029 (11083)		EA	2	*	*	*	*	*	*	*	*	40	14
P F	2930-365-2152	LOCK PLATE: SEAT ASSEMBLY MTG L364 (11083)		EA	2	3	6	12	3	6	12	140	100	40	15
P F	5365-236-3690	RING, RETAINING 3S6588 (11083)		EA	1	*	*	2	*	*	2	8	25	40	16
P F	5330-253-2632	RETAINER 3S6589 (11083)		EA	1	2	2	2	2	2	2	24	10	40	17
P F	5340-925-3983	SPRING, HELICAL 9M58 (11083)		EA	1	2	3	5	2	3	5	65	25	40	18
X1	2910-251-0493	PACKING, PREFORMED 5M6038 (11083) (PART OF KIT, FSN 2815-873-4071)		EA	1									40	19
P F	2815-527-7748	SEAL, O RING 4F7952 (11083)		EA	1	2	3	5	2	3	5	60	100	40	20
P F	5330-937-5155	SEAL, O RING 2K8199 (11083)		EA	1	2	3	5	2	3	5	50	100	40	21
X2F		RETAINER 3S9757 (11083)		EA	1									40	22
P F	5305-567-2953	SCREW: SEAT ASSEMBLY 4B9806 (11083)		EA	1	*	*	*	*	*	*	*	*	40	23
P F	5330-285-1332	SEAL 500229 (19204)		EA	1	2	3	5	2	3	5	60	100	40	24
P F	2910-661-6593	BEARING, SLEEVE 1F6887 (11083)		EA	1	2	3	6	2	3	6	70	50	40	25
X1		SEAT ASSEMBLY 6L9698 (11083)		EA	1									40	26
P F	2910-470-7126	SHAFT 7L5277 (11083)		EA	1	*	2	2	*	2	2	12	5	40	27
X1	5330-858-8223	RING 2H5001 (11083) (PART OF KIT, FSN 2815-873-4071)		EA	1									40	28

(1) SMR CODE	(2) FEDERAL STOCK NUMBER	(3) DESCRIPTION  REF NUMBER & MFR CODE	(4) USABLE ON CODE	(5) UNIT OF MEAS	QTY INC IN UNIT	(6) 30-DAY DS MAINT ALLOWANCE			(7) 30-DAY GS MAINT ALLOWANCE			(8) 1-YR ALW PER 100 EQUIP CNTGY	(9) DEPOT MAINT ALW PER 100 EQUIP	(10) ILLUS- TRATION	
						(a)	(b)	(c)	(a)	(b)	(c)			(a)	(b)
						1-20	21-50	51-100	1-20	21-50	51-100			FIG. NO.	ITEM NO.
X1		BODY ASSEMBLY 4L6752 (11083)		EA	1									40	29
X1	2910-362-8099	SHAFT, IDLER GEAR 3B1304 (11083)		EA	1									40	30
P F	3120-352-8234	BEARING, SLEEVE 6F6774 (11083)		EA	1	2	3	6	2	3	6	70	50	40	31
X1	2815-979-4884	GASKET: PUMP MTG 4L7923 (11083) (PART OF KIT, FSN 2815-873-4071)		EA	1									40	32
		GROUP 14 - OIL PUMP													
P F	5305-260-4505	SCREW, CAP, HEXAGON HEAD: PUMP MTG S1590 (11083)		EA	4	*	*	*	*	*	*	*	*	41	1
P F	5310-514-6849	WASHER, LOCK: PUMP MTG 3B4506 (11083)		EA	4	*	*	*	*	*	*	*	*	41	2
P F	5306-423-8194	BOLT, MACHINE: PUMP MTG 1A2029 (11083)		EA	2	*	*	*	*	*	*	*	*	41	3
P F		WASHER, LOCK: PUMP MTG 5L5840 (11083)		EA	2	*	*	*	*	*	*	*	*	41	4
P F		BOLT: PUMP MTG 4L7924 (11083)		EA	2	*	*	*	*	*	*	*	*	41	5
P F	5310-514-6849	WASHER, LOCK: PUMP MTG 3B4506 (11083)		EA	2	*	*	*	*	*	*	*	*	41	6
X1	2815-122-9648	GASKET: PUMP MTG 4L3437 (11083) (PART OF KIT, FSN 2815-873-4071)		EA	1									41	7
P F R	2815-728-7310	OIL PUMP ASSEMBLY 5L5993 (11083)		EA	1	*	2	2	*	2	2	16	5	41	
P F	5306-263-7301	BOLT, MACHINE: COVER MTG L1351 (11083)		EA	7	*	*	*	*	*	*	*	*	41	8
P F	5310-514-6849	WASHER, LOCK: COVER MTG 3B4506 (11083)		EA	7	*	*	*	*	*	*	*	*	41	9
X2F		COVER 4L6781 (11083)		EA	1									41	10
X1	2815-122-9651	GASKET: COVER TO MANIFOLD ASSEMBLY 4L6768 (11083) (PART OF KIT, FSN 2815-873-4071)		EA	1									41	11
P F		BOLT: MANIFOLD ASSEMBLY MTG 5B5059 (11083)		EA	2	*	*	*	*	*	*	*	*	41	12
P F	5310-514-6845	WASHER, LOCK: MANIFOLD ASSEMBLY MOUNTING 3B4507 (11083)		EA	2	*	*	*	*	*	*	*	*	41	13
P F		BOLT: MANIFOLD ASSEMBLY MTG 9F2491 (11083)		EA	7	*	*	*	*	*	*	*	*	41	14
P F	5310-514-6845	WASHER, LOCK: MANIFOLD ASSEMBLY MOUNTING 3B4507 (11083)		EA	7	*	*	*	*	*	*	*	*	41	15
P F	2815-419-8660	MANIFOLD ASSEMBLY 4L7598 (11083)		EA	1	*	*	*	*	*	*	5	2	41	16
X1		PLUG S519 (11083)		EA	1										
P F		BEARING, SLEEVE 4L5807 (11083)		EA	1	*	2	2	*	2	2	16	12	41	17
P F	5306-260-4508	BOLT, MACHINE: COVER MTG S1594 (11083)		EA	3	*	*	*	*	*	*	*	*	41	18

(1) SMR CODE	(2) FEDERAL STOCK NUMBER	(3) DESCRIPTION  REF NUMBER & MFR CODE	(4) USABLE ON CODE	(5) UNIT OF MEAS	(6) QTY INC IN UNIT	(6) 30-DAY DS MAINT ALLOWANCE			(7) 30-DAY GS MAINT ALLOWANCE			(8) 1-YR ALW PER 100 EQUIP CNTGY	(9) DEPOT MAINT ALW PER 100 EQUIP	(10) ILLUS- TRATION	
						(a)	(b)	(c)	(a)	(b)	(c)			(a)	(b)
						1-20	21-50	51-100	1-20	21-50	51-100			FIG. NO.	ITEM NO.
P F	5310-514-6849	WASHER, LOCK: COVER MTG 384506 (11083)		EA	3	*	*	*	*	*	*	*	*	41	19
X2F		COVER 5L3125 (11083)		EA	1									41	20
X1	2815-122-9650	GASKET: COVER 5L3124 (11083) (PART OF KIT, FSN 2815-873-4071)		EA	1									41	21
P F		SEAL 6L5360 (11083)		EA	2	*	2	2	*	2	2	16	12	41	22
X2F		MANIFOLD ASSEMBLY 5L9257 (11083)		EA	1									41	23
X1		DOMEL 4L6766 (11083)		EA	4										
X1	4730-263-3122	PLUG 38551 (11083)		EA	2										
X2F		MANIFOLD ASSEMBLY 4L6816 (11083)		EA	1									41	24
X1		PLUG 304603 (11083)		EA	3										
X1	5340-229-9288	PLUG 2651A (11083)		EA	2										
P F	2815-419-8661	GEAR ASSEMBLY 4L6795 (11083)		EA	2	*	*	*	*	*	*	5	2	41	25
X1	2815-979-5054	BEARING 5L2650 (11083)		EA	2									41	26
P F	2815-419-8659	SHAFT ASSEMBLY 5L5992 (11083)		EA	1	*	*	*	*	*	*	5	2	41	27
X1		GEAR, SPUR 4L6763 (11083)		EA	1									41	28
X1	2930-999-7527	KEY, WOODRUFF 4L6764 (11083)		EA	1									41	29
P F	2815-445-3816	SHAFT 5L5982 (11083)		EA	2	*	*	*	*	*	*	5	2	41	30
P F	2815-979-5267	BEARING 5L2648 (11083)		EA	1	*	*	2	*	*	2	6	4	41	31
P F	5306-637-4956	BOLT, MACHINE: RETAINER ASSEMBLY MOUNTING 5L588 (11083)		EA	5	*	*	*	*	*	*	*	*	41	32
P F	2520-990-2161	LOCKNUT: RETAINER ASSEMBLY MTG 448974 (11083)		EA	1	*	2	2	*	2	2	12	8	41	33
P F	5310-125-7894	LOCKNUT: RETAINER ASSEMBLY MTG 5L4949 (11083)		EA	1	*	2	2	*	2	2	12	8	41	34
P F	2815-419-8637	RETAINER ASSEMBLY 4L3770 (11083)		EA	1	*	*	*	*	*	*	5	2	41	35
X1	5315-852-6345	DOMEL 6F984 (11083)		EA	1										
X1		BEARING 4L6741 (11083)		EA	1									41	36
P F	5305-423-9003	SCREW, CAP, HEXAGON HEAD: PLATE MTG 381915 (11083)		EA	3	*	*	*	*	*	*	*	*	42	1
P F	5310-514-6849	WASHER, LOCK: PLATE MTG 384506 (11083)		EA	3	*	*	*	*	*	*	*	*	42	2
X2F		PLATE 5L5985 (11083)		EA	1									42	3
P F	5330-913-8873	PACKING, PREFORMED: TUBE 6L1649 (11083)		EA	2	5	10	21	5	10	21	248	200	42	4

(1) SNR CODE	(2) FEDERAL STOCK NUMBER	(3) DESCRIPTION  REF NUMBER & MFR CODE	(4) USABLE ON CODE	(5) UNIT OF MEAS	(6) QTY INC IN UNIT	(8) 30-DAY DS MAINT ALLOWANCE			(7) 30-DAY GS MAINT ALLOWANCE			(8) 1-YR ALW PER 100 EQUIP CNTGY	(9) DEPOT MAINT ALW PER 100 EQUIP	(10) ILLUS- TRATION	
						(a)	(b)	(c)	(a)	(b)	(c)			(a)	(b)
						1-30	21-30	51-100	1-30	21-30	51-100				
X2F	2815-122-3948	TUBE: PUMP TO PAN 4L6199 (11083)		EA	1									42	5
P F	2815-122-9647	GASKET 5L5986 (11083)		EA	1	3	5	10	3	5	10	124	100	42	6
		GROUP 15 - FUEL PUMP, PRIMING													
P O	2910-493-7301	FITTING: FUEL PUMP 3L3446 (11083)		EA	1	*	*	*	*	*	*	*	*	43	1
P O	2815-650-3156	BUSHING: FUEL PUMP 882664 (11083)		EA	1	*	*	*	*	*	*	*	*	43	2
P O	4730-117-0056	FITTING: PUMP 442678 (11083)		EA	1	*	*	*	*	*	*	*	*	43	3
X20		TUBE: PUMP TO HOUSING 5L5988 (11083)		EA	1									43	4
P O	4730-278-0193	ELBOW, PIPE TO TUBE: PUMP TO FUEL FILTER 48413 (11083)		EA	1	*	*	*	*	*	*	*	*	43	5
P O	2815-650-3156	BUSHING: PUMP 882664 (11083)		EA	1	*	*	*	*	*	*	*	*	43	6
X20		TUBE: TO FUEL FILTER 6L2970 (11083)		EA	1									43	7
X20		BOLT: LEVER MTG 58417 (11083)		EA	1									43	8
P O	5310-010-3323	WASHER, LOCK: LEVER MTG 384508 (11083)		EA	1	*	*	*	*	*	*	*	*	43	9
P O		WASHER: LEVER MTG 1K4708 (11083)		EA	1	*	*	*	*	*	*	*	*	43	10
P O	4730-256-4305	FITTING 887121 (11083)		EA	1	*	*	*	*	*	*	*	*	43	11
P O	5315-010-3384	PIN, COTTER: ROD ASSEMBLY MTG 384615 (11083)		EA	2	*	*	*	*	*	*	*	*	43	12
P O	5315-619-2962	PIN: ROD ASSEMBLY MTG 1J4384 (11083)		EA	2	*	*	*	*	*	*	*	*	43	13
P20	2910-493-7303	LEVER 5L1971 (11083)		EA	1	*	*	*	*	*	*	5	2	43	14
P20	2910-493-7302	ROD ASSEMBLY 5L7643 (11083)		EA	1	*	*	*	*	*	*	5	2	43	15
X1		ROD END 482649 (11083)		EA	2									43	16
P O		SCREW: LEVER MTG 483574 (11083)		EA	1	*	*	*	*	*	*	*	*	43	17
X20		LEVER 5L5718 (11083)		EA	1									43	18
P O	5306-423-8194	BOLT, MACHINE: BASE MTG 1A2029 (11083)		EA	7	*	*	*	*	*	*	*	*	43	19
P O	5310-514-6849	WASHER, LOCK: BASE MTG 384506 (11083)		EA	7	*	*	*	*	*	*	*	*	43	20
X1	5330-493-1875	GASKET: BASE TO PUMP 5L2135 (11083) (PART OF KIT, FSM 2815-873-4071)		EA	1									43	21
X20		BASE 4L6787 (11083)		EA	1									43	22
P O R	2815-925-2357	PUMP ASSEMBLY: FUEL PRIMING 4L8232 (11083)		EA	1	*	*	2	*	*	2	5	2	44	1

(1) SMR CODE	(2) FEDERAL STOCK NUMBER	(3) DESCRIPTION  REF NUMBER & MFR CODE	(4) USABLE ON CODE	(5) UNIT OF MEAS	(6) 30-DAY DS MAINT ALLOWANCE	(7) 30-DAY GS MAINT ALLOWANCE	(8) 1-YR ALW PER 100 EQUIP CNTGY	(9) DEPOT MAINT ALW PER 100 EQUIP	(10) ILLUS- TRATION							
									(a)			(b)			(a)	(b)
									1-20	21-50	51-100	1-20	21-50	51-100	FIG. NO.	ITEM NO.
X2F		NUT 7L8145 (11083)		EA	1					44	2					
P F	2910-936-5355	GLAND 7L8144 (11083)		EA	1	*	2	2	*	2	2	16	4	44	3	
P O		PLUG 7F6636 (11083)		EA	1	*	*	*	*	*	*	*	*	44	4	
P F	5306-261-1153	BOLT, MACHINE: LID MTG S1615 (11083)		EA	16	*	*	*	*	*	*	*	*	44	5	
X2F		LID: BRONZE 7L8143 (11083)		EA	1									44	6	
P F	5330-777-5393	PACKING, PREFORMED 7F6630 (11083)		EA	1	2	3	5	2	3	5	60	100	44	7	
X1	5330-333-1939	GASKET 7F6627 (11083) (PART OF KIT, FSN 2815-873-4071)		EA	3									44	8	
P2F		DECK ASSEMBLY 5L5833 (11083)		EA	1	*	2	2	*	2	2	12	4	44	9	
P F	2815-339-3931	WING AND SHAFT ASSEMBLY 7F6620 (11083)		EA	1	*	2	2	*	2	2	12	4	44	10	
X2F		LID 7F6628 (11083)		EA	1									44	11	
X2F		PIN 7F6633 (11083)		EA	2									44	12	
P F		CYLINDER 4L9430 (11083)		EA	1	*	2	2	*	2	2	12	4	44	13	
		GROUP 16 - SERVICE METER														
P O	5306-261-1153	BOLT, MACHINE: ADAPTER ASSEMBLY MTG S1615 (11083)		EA	2	*	*	*	*	*	*	*	*	45	1	
P O		LOCK: ADAPTER ASSEMBLY MTG 1A9109 (11083)		EA	2	*	*	*	*	*	*	*	*	45	2	
X20	6680-450-6575	ADAPTER ASSEMBLY 5L3334 (11083)		EA	1									45	3	
X20		HOUSING: SERVICE METER MTG 6L2968 (11083)		EA	1									45	4	
P O	5305-429-2297	SCREW, CAP, HEXAGON HEAD: ADAPTER MTG S1571 (11083)		EA	1	*	*	*	*	*	*	*	*	45	5	
P O	5310-514-6849	WASHER, LOCK: ADAPTER MTG 3B4506 (11083)		EA	4	*	*	*	*	*	*	*	*	45	6	
X1	5330-479-2853	GASKET: ADAPTER MTG 4L8191 (11083) (PART OF KIT, FSN 2815-873-4071)		EA	1									45	7	
P O	5306-260-4508	BOLT, MACHINE: ADAPTER MTG S1594 (11083)		EA	3	*	*	*	*	*	*	*	*	45	8	
P O	5306-263-8951	BOLT, MACHINE: SERVICE METER MTG 2B2695 (11083)		EA	1	*	*	*	*	*	*	*	*	45	9	
P O	5306-423-8407	BOLT, MACHINE: SERVICE METER MTG 1D4539 (11083)		EA	1	*	*	*	*	*	*	*	*	45	10	
P O	5310-010-3320	WASHER, LOCK: SERVICE METER MTG 3B4505 (11083)		EA	2	*	*	*	*	*	*	*	*	45	11	
P O	6645-833-7822	SERVICE METER GROUP 6L2965 (11083)		EA	1	*	2	2	*	2	2	20	20	46	1	
P O		SCREW, SELF-TAPPING: WINDOW MTG 3S9557 (11083)		EA	4	*	*	*	*	*	*	*	*	46	1	



(1) SMR CODE	(2) FEDERAL STOCK NUMBER	(3) DESCRIPTION  REF NUMBER & MFR CODE	(4) USABLE ON CODE	(5) UNIT OF MEAS	QTY INC IN UNIT	(6) 30-DAY DS MAINT ALLOWANCE			(7) 30-DAY GS MAINT ALLOWANCE			(8) 1-YR ALW PER 100 EQUIP CNTGY	(9) DEPOT MAINT ALW PER 100 EQUIP	(10) ILLUS- TRATION	
						(a)	(b)	(c)	(a)	(b)	(c)			(a)	(b)
						1-20	21-50	51-100	1-20	21-50	51-100			FIG. NO.	ITEM NO.
P O	2590-924-3521	WINDOW 9M3865 (11083)		EA	1	*	2	2	*	2	2	12	5	46	2
P O	5330-945-1029	GASKET: WINDOW MTG 9M3866 (11083)		EA	1	2	2	3	2	2	3	40	100	46	3
X20	6680-400-7010	RETAINER ASSEMBLY 4S7001 (11083)		EA	1									46	4
P O	6645-656-5006	SPRING 5B6904 (11083)		EA	1	*	*	*	*	*	*	5	2	46	5
P O	5330-945-1929	GASKET: RETAINER ASSEMBLY 9M7660 (11083)		EA	1	2	2	3	2	2	3	40	100	46	6
P O	6680-450-6576	COUNTER ASSEMBLY 6L2963 (11083)		EA	1	*	2	2	*	2	2	20	20	46	7
X1	6645-673-0338	COUNTER 8H5961 (11083)		EA	1									46	8
X1		GEAR 6L2962 (11083)		EA	1									46	9
P O	5315-014-2953	PIN MS35671-18 (96906)		EA	1	*	*	*	*	*	*	*	*	46	10
X20	6680-450-6577	HOUSING ASSEMBLY 6L2967 (11083)		EA	1									46	11
P O	5305-708-3823	SCREW, DRIVE: PLATE MTG 7B3028 (11083)		EA	2	*	*	*	*	*	*	*	*	46	12
X20		PLATE 8H5124 (11083)		EA	1									46	13
X20	5315-479-2834	PIN 2A5740 (11083)		EA	1									46	14
P O	5340-455-2790	RETAINER 9M3723 (11083)		EA	1	*	2	2	*	2	2	15	10	46	15
P O	5330-285-1332	SEAL 500229 (19204)		EA	1	2	3	5	2	3	5	60	100	46	16
P O	3120-939-6689	BEARING 9M4256 (11083)		EA	1	2	3	5	2	3	5	60	100	46	17
P O	3120-021-4055	BEARING 9M4252 (11083)		EA	1	2	3	5	2	3	5	60	100	46	18
P O	6680-450-6574	SHAFT 6L2964 (11083)		EA	1	*	2	2	*	2	2	15	10	46	19
P O	3830-862-1140	RING 4F7391 (11083)		EA	1	*	2	2	*	2	2	15	10	46	20
GROUP 17 - DAMPER AND PULLEY															
P F	5306-814-8960	BOLT, MACHINE: PLATE MTG 3322A (11083)		EA	2	*	*	*	*	*	*	*	*	47	1
P F	5310-010-3323	WASHER, LOCK: PLATE MTG 3B4508 (11083)		EA	2	*	*	*	*	*	*	*	*	47	2
X2F		PLATE 5L1855 (11083)		EA	1									47	3
P F	5305-567-2953	SCREW: PLATE 4B9806 (11083)		EA	1	*	*	*	*	*	*	*	*	47	4
X2F		PULLEY 5B74 (15373)		EA	1									47	5
P F		KEY: PULLEY, 5/16 X 9/16 X 2 IN. 4B3185 (11083)		EA	1	*	*	*	*	*	*	*	*	47	6
P F		BOLT, MACHINE: STUB SHAFT MTG, 3/4-10 THD SIZE, 2 3/4 IN. LG 7F5227 (11083)		EA	10	*	*	*	*	*	*	*	*	47	7

(1) SMR CODE	(2) FEDERAL STOCK NUMBER	(3) DESCRIPTION  REF NUMBER & MFR CODE	(4) USABLE ON CODE  UNIT OF MEAS	(5) QTY INC IN UNIT	(6) 30-DAY DS MAINT ALLOWANCE			(7) 30-DAY GS MAINT ALLOWANCE			(8) 1-YR ALW PER 100 EQUIP CNTGY	(9) DEPOT MAINT ALW PER 100 EQUIP	(10) ILLUS- TRATION	
					(a)	(b)	(c)	(a)	(b)	(c)			(a)	(b)
					1-20	21-50	51-100	1-20	21-50	51-100			FIG. NO.	ITEM NO.
P F		WASHER, LOCK: STUB SHAFT MTG, .750 IN. ID, 1.279 IN. OD, .188 IN. THK 4B4283 (11083)	EA	10	*	*	*	*	*	*	*	*	47	8
X2F		SHAFT, STUB: FRONT 6L2740 (11083)	EA	1									47	9
P F	2815-979-4545	DAMPER 4L3436 (11083)	EA	1	*	*	*	*	*	*	3	2	47	10
		GROUP 18 - ACCESSORY DRIVE												
P H	5306-423-8194	BOLT, MACHINE: COVER HOUSING AND RETAINER ASSEMBLY MTG 1A2029 (11083)	EA	30				*	*	*	*	*	48	1
P H	5310-514-6849	WASHER, LOCK: COVER HOUSING AND RETAINER ASSEMBLY MTG 3B4506 (11083)	EA	36				*	*	*	*	*	48	2
X2H		COVER 4L3431 (11083)	EA	1									48	3
X2H	3110-459-8494	RETAINER ASSEMBLY 4L3748 (11083)	EA	1									48	4
P H		BALL 5B9318 (11083)	EA	1				2	3	6	70	50	48	5
P H	3120-837-7814	BEARING, SLEEVE 5L2660 (11083)	EA	1				2	3	6	70	50	48	6
X1	2990-713-8637	SEAL 5H6012 (11083) (PART OF KIT, FSN 2815-873-4071)	EA	1									48	7
X2H		HOUSING 6L2062 (11083)	EA	1									48	8
P H	5306-260-4508	BOLT, MACHINE: COVER MTG 51594 (11083)	EA	2				*	*	*	*	*	48	9
P H		WASHER, LOCK: COVER MTG 5L5840 (11083)	EA	4				*	*	*	*	*	48	10
P H	5305-429-2297	SCREW, CAP, HEXAGON HEAD: COVER MTG 51571 (11083)	EA	8				*	*	*	*	*	48	11
X2H		COVER 4L3441 (11083)	EA	4									48	12
P H		BOLT: HOUSING MTG 1D4572 (11083)	EA	4				*	*	*	*	*	48	13
P H	5310-010-3323	WASHER, LOCK: ACCESSORY DRIVE MTG 3B4508 (11083)	EA	12				*	*	*	*	*	48	14
X2H		COVER 4L3732 (11083)	EA	1									48	15
P H		BOLT, MACHINE: COVER MTG, 7/16-14 THD SIZE, 7/8 IN. LG 3L526 (11083)	EA	12				*	*	*	*	*	48	16
P H	5310-514-6845	WASHER, LOCK: COVER MTG 3B4507 (11083)	EA	12				*	*	*	*	*	48	17
P H		BOLT: ACCESSORY DRIVE MTG 1D4574 (11083)	EA	8				*	*	*	*	*	48	18
X1	2815-122-9648	GASKET 4L3437 (11083) (PART OF KIT, FSN 2815-873-4071)	EA	6									48	19
X2H	3110-459-8496	RETAINER ASSEMBLY 5L2243 (11083)	EA	1									48	20
X1	5315-852-6345	PIN, STRAIGHT, HEADLESS 6F984 (11083)	EA	3									48	21

(1) SMR CODE	(2) FEDERAL STOCK NUMBER	(3) DESCRIPTION  REF NUMBER & MFR CODE	USABLE ON CODE	(4) UNIT OF MEAS	(5) QTY INC IN UNIT	(6) 30-DAY DS MAINT ALLOWANCE			(7) 30-DAY GS MAINT ALLOWANCE			(8) 1-YR ALW PER 100 EQUIP CNTGY	(9) DEPOT MAINT ALW PER 100 EQUIP	(10) ILLUS- TRATION	
						(a)	(b)	(c)	(a)	(b)	(c)			(a)	(b)
						1-20	21-50	51-100	1-20	21-50	51-100			FIG. NO.	ITEM NO.
P H		BEARING 4L6741 (11083)		EA	1				2	3	6	70	50	48	22
P H	4710-493-2913	TUBE ASSEMBLY 4L3382 (11083)		EA	1				*	*	2	8	5	48	23
X1	4730-493-1929	FERRULE 1F7604 (11083)		EA	1									48	24
P H	5310-596-7777	GASKET: WASHER TYPE 1F6936 (11083)		EA	2				2	5	9	112	100	48	25
P H		SCREW 1F7603 (11083)		EA	1				*	*	*	*	*	48	26
P H		GASKET L1213 (11083)		EA	1				2	5	9	112	100	48	27
X1		GASKET 4L3375 (11083) (PART OF KIT, FSN 2815-873-4071)		EA	1									48	28
P H	2815-755-6887	GEAR: 25 TEETH 4L6703 (11083)		EA	1				*	2	2	12	5	49	1
P H	5306-272-4223	BOLT, MACHINE: GEAR MTG 6F7030 (11083)		EA	6				*	*	*	*	*	49	2
P H	5310-450-6606	LOCK: GEAR MTG 4L3759 (11083)		EA	3				8	15	30	360	300	49	3
P H	2815-406-6600	PLATE 4L3364 (11083)		EA	1				*	2	2	16	10	49	4
P H	5306-206-4387	BOLT, MACHINE: PLATE MTG 51585 (11083)		EA	5				*	*	*	*	*	49	5
P H		WASHER, FLAT: PLATE MTG 2M849 (11083)		EA	5				*	*	*	*	*	49	6
P H	2815-755-6894	GEAR ASSEMBLY: 71 TEETH 4L3407 (11083)		EA	1				*	2	2	12	5	49	7
P H	2815-715-7481	BEARING 5L9143 (11083)		EA	2				*	2	2	12	10	49	8
P H		WASHER 4L3413 (11083)		EA	1				*	*	*	*	*	49	9
P H		BOLT 6L4783 (11083)		EA	2				*	*	*	*	*	49	10
P H		WASHER 9M1974 (11083)		EA	2				*	*	*	*	*	49	11
P H	4710-493-2914	TUBE ASSEMBLY 5L5730 (11083)		EA	1				*	*	2	8	5	49	12
X1		FITTING 4L3370 (11083)		EA	2										
X1		FITTING 4F9768 (11083)		EA	1										
P H	2815-979-4476	GASKET 6L2069 (11083)		EA	1				2	5	9	112	100	49	13
P H	5306-272-1804	BOLT, MACHINE: TUBE ASSEMBLY MTG 1B2790 (11083)		EA	2				*	*	*	*	*	49	14
P H	5310-010-3320	WASHER, LOCK: TUBE ASSEMBLY AND BLOCK MTG 3B4505 (11083)		EA	6				*	*	*	*	*	49	15
P H	5306-423-8357	BOLT, MACHINE: TUBE ASSEMBLY AND BLOCK MTG 1B7182 (11083)		EA	4				*	*	*	*	*	49	16
X2H		BLOCK 5L7291 (11083)		EA	1									49	17

(1) SMR CODE	(2) FEDERAL STOCK NUMBER	(3) DESCRIPTION  REF NUMBER & MFR CODE	(4) USABLE ON CODE	(5) UNIT OF MEAS	(6) QTY INC IN UNIT	(6) 30-DAY DS MAINT ALLOWANCE			(7) 30-DAY GS MAINT ALLOWANCE			(8) 1-YR ALW PER 100 EQUIP CNTGY	(9) DEPOT MAINT ALW PER 100 EQUIP	(10) ILLUS- TRATION		
						(a)	(b)	(c)	(a)	(b)	(c)			(a)	(b)	
						1-20	21-50	51-100	1-20	21-50	51-100			FIG. NO.	ITEM NO.	
X1	2815-979-4447	GASKET: BLOCK MTG 4L3375 (11083) (PART OF KIT, FSN 2815-873-4071)		EA	1										49	18
P H	5306-260-4508	BOLT, MACHINE: COVER MTG 51594 (11083)		EA	1				•	•	•	•	•		49	19
P H	5310-514-6849	WASHER, LOCK: COVER MTG 384506 (11083)		EA	1				•	•	•	•	•		49	20
X2H		PLUG 582026 (11083)		EA	1										49	21
P H	5310-256-7050	WASHER, FLAT: PLUG 585689 (11083)		EA	1				3	7	13	160	100		49	22
X2H		COVER 515665 (11083)		EA	1										49	23
P H	5306-426-2934	BOLT, MACHINE: COVER MTG 51621 (11083)		EA	5				•	•	•	•	•		49	24
P H	5310-010-3323	WASHER, LOCK: COVER MTG 384508 (11083)		EA	2				•	•	•	•	•		49	25
X1	2815-979-4908	GASKET 4L3392 (11083) (PART OF KIT, FSN 2815-873-4071)		EA	1										49	26
P H	2815-715-7482	SHAFT ASSEMBLY 4L3728 (11083)		EA	1				•	2	2	12	5		49	27
X1		DOWEL 2H5558 (11083)		EA	1											
P H		BOLT: SHAFT ASSEMBLY-MTG 3269A (11083)		EA	2				•	•	•	•	•		49	28
P H		WASHER: SHAFT ASSEMBLY MOUNTING 3H7654 (11083)		EA	5				•	•	•	•	•		49	29
P H	2815-755-6886	GEAR: 32 TEETH 6L3552 (11083)		EA	1				•	2	2	12	5		49	30
P H	5306-874-4001	BOLT, MACHINE: GEAR MTG 6H1717 (11083)		EA	2				•	•	•	•	•		49	31
X2H		LOCK: GEAR MTG 4L8767 (11083)		EA	1										49	32

(1) SNR CODE	(2) FEDERAL STOCK NUMBER	(3) DESCRIPTION  REF NUMBER & MFR CODE	(4) USABLE ON CODE	(5) UNIT OF MEAS	(6) QTY INC IN UNIT	(8) 30-DAY GS MAINT ALLOWANCE			(7) 30-DAY GS MAINT ALLOWANCE			(8) 1-YR ALW PER 100 EQUIP ENTGY	(9) DEPOT MAINT ALW PER 100 EQUIP	(10) ILLUS- TRATION			
						(a)	(b)	(c)	(a)	(b)	(c)			(a)	(b)		
						1-20	21-80	81-100	1-20	21-80	81-100			FIG. NO.	ITEM NO.		
		GROUP 19 - LUBRICATION, VALVE AND LINES															
X20		TUBE ASSEMBLY: RH 6L3209 (11083)		EA	1										50	1	
X20		TUBE ASSEMBLY: LH 6L3210 (11083)		EA	1										50	1	
P O	4730-471-0133	FITTING 5L9378 (11083)		EA	1	*	*	*	*	*	*	5	*		50	2	
X20		CLIP: 1.25 IN. LG 8F8513 (11083)		EA	2										50	3	
P O	4730-846-2653	FITTING 1F6068 (11083)		EA	4	*	*	*	*	*	*	*	*		50	4	
X20		TUBE 6L3173 (11083)		EA	1										50	5	
P O	4730-401-8167	FITTING 983582 (11083)		EA	1	*	*	*	*	*	*	*	*		50	6	
X20		TUBE 5L7287 (11083)		EA	1										50	7	
X20		TUBE 5L7705 (11083)		EA	1										50	8	
P O		ELBOW 1H1363 (11083)		EA	3	*	*	*	*	*	*	*	*		50	9	
P O	5305-261-1891	SCREW, CAP, HEXAGON HEAD: VALVE MTG 1D4706 (11083)		EA	4	*	*	*	*	*	*	*	*		50	10	
P O	5310-514-6849	WASHER, LOCK: VALVE MTG 3B4506 (11083)		EA	4	*	*	*	*	*	*	*	*		50	11	
P O R	2950-118-4983	TURBO LUBRICATION VALVE GROUP 6L3174 (11083)		EA	1	*	2	2	*	2	2	12	10		50	12	
P 2 O	2520-847-4389	ADAPTER 8M5942 (11083)		EA	1	*	*	*	*	*	*	5	2		50	13	
P O	5330-074-3590	GASKET 7M6843 (11083)		EA	1	3	5	10	3	5	10	120	100		50	14	
P O	6115-073-6010	PLUNGER 7M6842 (11083)		EA	1	2	3	6	2	3	6	72	50		50	15	
P O	5340-822-7574	SPRING 7M6124 (11083)		EA	1	3	5	10	3	5	10	120	100		50	16	
P O	5330-074-3591	GASKET 7M6844 (11083)		EA	1	3	5	10	3	5	10	120	100		50	17	
X20	4730-287-3279	PLUG, PIPE 5M6213 (11083)		EA	3										50	18	
P O	2950-690-7126	BODY 7M6855 (11083)		EA	1	2	2	2	2	2	2	24	16		50	19	
		GROUP 20 - AIR CLEANER AND BRACKETS															
P O	5306-423-8194	BOLT, MACHINE: AIR CLEANER TO SUPPORT 1A2029 (11083)		EA	12	*	*	*	*	*	*	*	*		51	1	
P O	5310-514-6849	WASHER, LOCK: AIR CLEANER TO SUPPORT 3B4506 (11083)		EA	12	*	*	*	*	*	*	*	*		51	2	

(1) SMR CODE	(2) FEDERAL STOCK NUMBER	(3) DESCRIPTION  REF NUMBER & MFR CODE	(4) USABLE ON CODE	(5) UNIT OF MEAS	(6) QTY INC IN UNIT	(6) 30-DAY DS MAINT ALLOWANCE			(7) 30-DAY GS MAINT ALLOWANCE			(8) 1-YR ALW PER 100 EQUIP CNTGY	(9) DEPOT MAINT ALW PER 100 EQUIP	(10) ILLUS- TRATION	
						(a)	(b)	(c)	(a)	(b)	(c)			(a)	(b)
						1-20	21-50	51-100	1-20	21-50	51-100			FIG. NO.	ITEM NO.
P O	5310-930-7014	WASHER, FLAT: AIR CLEANER TO SUPPORT 484278 (11083)		EA	12	*	*	*	*	*	*	*	*	51	3
P20	5340-118-3012	SPACER: AIR CLEANER TO SUPPORT 3K1470 (11083)		EA	12	*	*	*	*	*	*	5	2	51	4
P20	2940-478-8381	COVER ASSEMBLY 6L4713 (11083)		EA	2	*	*	*	*	*	*	5	2	51	5
X1		CLIP 6L4691 (11083)		EA	6										
P20	2940-843-3864	FILTER PANEL 6L4714 (11083)		EA	2	*	*	*	*	*	*	5	2	51	6
P O	5306-637-4956	BOLT, MACHINE: RING MTG 51588 (11083)		EA	24	*	*	*	*	*	*	*	*	51	7
P O	5310-514-6849	WASHER, LOCK: RING MTG 384506 (11083)		EA	24	*	*	*	*	*	*	*	*	51	8
P20	5340-351-2450	RING 6L6573 (11083)		EA	2	*	*	*	*	*	*	5	2	51	9
P O	5306-260-4508	BOLT, MACHINE: RING MTG 51594 (11083)		EA	12	*	*	*	*	*	*	*	*	51	10
P O	5310-514-6849	WASHER, LOCK: RING MTG 384506 (11083)		EA	12	*	*	*	*	*	*	*	*	51	11
P20	5340-356-7825	RING 6L3437 (11083)		EA	2	*	*	*	*	*	*	5	2	51	12
P20	2940-481-3646	ADAPTER 6L3439 (11083)		EA	2	*	*	*	*	*	*	5	2	51	13
X1	5330-835-1189	SEAL 25173 (11083) (PART OF KIT, P/M 130616 (11083))		EA	2									51	14
P20	2940-481-3647	DIAPHRAGM 6L6569 (11083)		EA	2	*	*	*	*	*	*	5	2	51	15
P20	2940-481-3645	BODY ASSEMBLY 6L4712 (11083)		EA	2	*	*	*	*	*	*	5	2	51	16
X1		CLAMP ASSEMBLY 6L4711 (11083)		EA	12										
X1		SPRING 6L4630 (11083)		EA	2										
X1		NUT 1J7581 (11083)		EA	12										
P20	4730-924-7886	PLUG 546214 (11083)		EA	2	*	*	*	*	*	*	5	2	51	17
P O	5306-263-7301	BOLT, MACHINE: SUPPORT MTG L1351 (11083)		EA	14	*	*	*	*	*	*	*	*	52	1
P O	5310-514-6849	WASHER, LOCK: SUPPORT MTG 384506 (11083)		EA	14	*	*	*	*	*	*	*	*	52	2
X20		SUPPORT ASSEMBLY: RH FRONT 6L7615 (11083)		EA	1									52	3
X20		SUPPORT ASSEMBLY: LH FRONT 6L7616 (11083)		EA	1									52	3
X20		SUPPORT ASSEMBLY: RH REAR 6L7617 (11083)		EA	1									52	4
X20		SUPPORT ASSEMBLY: LH REAR 6L7618 (11083)		EA	1									52	4

(1) SMR CODE	(2) FEDERAL STOCK NUMBER	(3) DESCRIPTION  REF NUMBER & MFR CODE	(4) USABLE ON CODE	(5) UNIT OF MEAS	(6) QTY INC IN UNIT	(6) 30-DAY GS MAINT ALLOWANCE			(7) 30-DAY GS MAINT ALLOWANCE			(8) 1-YR ALW PER 100 EQUIP CNTGY	(9) DEPOT MAINT ALW PER 100 EQUIP	(10) ILLUS- TRATION			
						(a)	(b)	(c)	(a)	(b)	(c)			(a)	(b)		
						1-20	21-50	51-100	1-20	21-50	51-100			FIG. NO.	ITEM NO.		
		GROUP 21 - FUEL LINES AND SUPPORT															
P O	5310-852-8460	NUT, PLAIN, HEXAGON; FUEL LINE SUPPORT 104716 (11083)		EA	2	*	*	*	*	*	*	*	*	53	1		
P O	5310-010-3320	WASHER, LOCK; FUEL LINE SUPPORT 384505 (11083)		EA	4	*	*	*	*	*	*	*	*	53	2		
P O	5306-426-3315	BOLT, MACHINE; FUEL LINE SUPPORT 189575 (11083)		EA	4	*	*	*	*	*	*	*	*	53	3		
P O		WASHER, FLAT; FUEL LINE SUPPORT 545693 (11083)		EA	4	*	*	*	*	*	*	*	*	53	4		
P O	5310-275-1329	WASHER, FLAT; FUEL LINE SUPPORT 485270 (11083)		EA	4	*	*	*	*	*	*	*	*	53	5		
P O	5306-206-4387	BOLT, MACHINE; FUEL LINE SUPPORT MTG 31585 (11083)		EA	4	*	*	*	*	*	*	*	*	53	6		
P O	5310-010-3323	WASHER, LOCK; FUEL LINE SUPPORT MTG 384508 (11083)		EA	4	*	*	*	*	*	*	*	*	53	7		
P O		WASHER, FLAT; FUEL LINE SUPPORT MTG 844791 (11083)		EA	4	*	*	*	*	*	*	*	*	53	8		
X20		SPACER; FUEL LINE SUPPORT MOUNTING 889725 (11083)		EA	3									53	9		
X20		SUPPORT; FUEL LINE LH 64790 (11083)		EA	1									53	10		
X20		SUPPORT; FUEL LINE, RH 643874 (11083)		EA	1									53	11		
P H R	2910-960-8170	NOZZLE, FUEL INJECTION 747431 (11083)		EA	12				45	90	1080	600	54	1			
X1	5330-198-6169	SEAL 583718 (11083) (PART OF KIT, FSN 2815-873-4071, 2815-122-9678 AND KIT, P/N 150616 (11083))		EA	1									54	2		
X1	2910-333-5032	SEAL, FUEL INJECTION 6F1069 (11083) (PART OF KIT, FSN 2815-873-4071, 2815-122-9678 AND KIT, P/N 150616 (11083))		EA	1									54	3		
X20		LINE ASSEMBLY, NO. 12 643912 (11083)		EA	1									54	4		
X20		LINE ASSEMBLY, NO. 10 643910 (11083)		EA	1									54	5		
X20		LINE ASSEMBLY, NO. 8 643908 (11083)		EA	1									54	6		
X20		LINE ASSEMBLY, NO. 6 643906 (11083)		EA	1									54	7		
P H	4730-363-9320	NUT, PACKING 547225 (11083)		EA	1				3	5	10	120	100	54	8		
P H	2910-920-8213	BODY 744603 (11083)		EA	12				3	5	10	120	120	54	9		

(1) SMR CODE	(2) FEDERAL STOCK NUMBER	(3) DESCRIPTION  REF NUMBER & MFR CODE	(4) USABLE ON CODE	(5) UNIT OF MEAS	(6) QTY INC IN UNIT	(6) 30-DAY DS MAINT ALLOWANCE			(7) 30-DAY OS MAINT ALLOWANCE			(8) 1-YR ALW PER 100 EQUIP CNTGY	(9) DEPOT MAINT ALW PER 100 EQUIP	(10) ILLUS- TRATION		
						(a)	(b)	(c)	(a)	(b)	(c)			(a)	(b)	
						1-20	21-50	51-100	1-20	21-50	51-100			1-20	21-50	51-100
X20		LINE ASSEMBLY, NO. 4 6L3904 (11083)		EA	1										54	10
X20		LINE ASSEMBLY, NO. 2 6L3902 (11083)		EA	1										54	11
P O	5306-423-8357	BOLT, MACHINE: TUBE ASSEMBLY MOUNTING 1B7182 (11083)		EA	2	*	*	*	*	*	*	*	*	*	54	12
P O	5310-010-3320	WASHER, LOCK: CLAMP, FLANGE AND TUBE ASSEMBLY MTG 3B4505 (11083)		EA	8	*	*	*	*	*	*	*	*	*	54	13
X1	5330-460-3857	GASKET: FLANGE AND TUBE ASSEMBLY MTG 4L8144 (11083) (PART OF KIT, FSN 2815-873-4071)		EA	2										54	14
X20		TUBE ASSEMBLY TO FUEL FILTER 4L8159 (11083)		EA	1										54	15
X1		FITTING 4H892 (11083)		EA	1											
P O	5306-261-1153	BOLT, MACHINE: CLAMP 51615 (11083)		EA	1	*	*	*	*	*	*	*	*	*	54	16
P O	5310-479-0592	NUT, PLAIN, HEXGON: CLAMP 1B4330 (11083)		EA	1	*	*	*	*	*	*	*	*	*	54	17
P O	5310-514-8852	WASHER, LOCK: CLAMP MTG 3B4504 (11083)		EA	7	*	*	*	*	*	*	*	*	*	54	18
X20		TUBING 4S8458 (11083)		EA	1										54	19
X20		FITTING 1L482 (11083)		EA	2										54	20
X1		NUT 4H2663 (11083)		EA	1											
X1		SLEEVE 4H2662 (11083)		EA	1											
X20		CLAMP 6L3520 (11083)		EA	1										54	21
P O	2930-363-9439	GROMMET 5B131 (11083)		EA	2	2	5	9	2	5	9	112	100	54	22	
P O	5315-195-5680	PIN 4L8167 (11083)		EA	1	*	2	2	*	2	2	16	12	54	23	
X1	5330-460-3858	GASKET 4L8132 (11083) (PART OF KIT, FSN 2815-873-4071)		EA	1										54	24
P O	5306-423-8194	BOLT, MACHINE: PIN MTG 1A2029 (11083)		EA	2	*	*	*	*	*	*	*	*	*	54	25
P O	5310-514-6849	WASHER, LOCK: CLAMP AND PIN MTG 3B4506 (11083)		EA	6	*	*	*	*	*	*	*	*	*	54	26
P O	5306-226-4828	BOLT, MACHINE: CLAMP MTG 4B3388 (11083)		EA	4	*	*	*	*	*	*	*	*	*	54	27
X20		FLANGE 1L4757 (11083)		EA	1										54	28
P O	5306-240-0799	BOLT, MACHINE: CLAMP 51618 (11083)		EA	2	*	*	*	*	*	*	*	*	*	54	29
X20		CLAMP 5M5689 (11083)		EA	6										54	30



(1) SMR CODE	(2) FEDERAL STOCK NUMBER	(3) DESCRIPTION  REF NUMBER & MFR CODE	(4) USABLE ON CODE	(5) UNIT OF MEAS	(6) 30-DAY DS MAINT ALLOWANCE	(7) 30-DAY GS MAINT ALLOWANCE			(8) 1-YR ALW PER 100 EQUIP CNTGY	(9) DEPOT MAINT ALW PER 100 EQUIP	(10) ILLUS- TRATIO				
						(a)	(b)	(c)			(a)	(b)	(c)	(a)	(b)
						1-20	21-50	51-100			1-20	21-50	51-100	FIG. NO.	IT N
X20		DAMPER 5M5690 (11083)		EA	2							54			
X20		LINE ASSEMBLY, NO. 1 6L3901 (11083)		EA	1							54			
X20		LINE ASSEMBLY, NO. 3 6L3903 (11083)		EA	1							54			
P O	5310-852-8460	NUT, PLAIN, HEXAGON: CLAMP MOUNTING 1D4716 (11083)		EA	2	*	*	*	*	*	*	54			
X20		LINE ASSEMBLY, NO. 5 6L3905 (11083)		EA	1							54			
X20		LINE ASSEMBLY, NO. 7 6L3907 (11083)		EA	1							54			
X20		RETAINER 2A1961 (11083)		EA	4							54	3		
X20		CLAMP 2B4399 (11083)		EA	4							54	3		
P O	5305-423-9003	SCREW, CAP, HEXAGON HEAD: RETAINER MTG 3B1915 (11083)		EA	4	*	*	*	*	*	*	54	3		
P O	5310-894-5145	NUT, PLAIN, HEXAGON: RETAINER MTG 1D4717 (11083)		EA	4	*	*	*	*	*	*	54	4		
X20		LINE ASSEMBLY, NO. 9 6L3909 (11083)		EA	1							54	41		
X20		LINE ASSEMBLY, NO. 11 6L3911 (11083)		EA	1							54	42		
X20		PLATE, .25 IN. THK 6L3862 (11083)		EA	1							54	43		
X20		DAMPER: .12 IN. THK 6L3864 (11083)		EA	1							54	44		
X20		DAMPER: .44 IN. THK 6L3866 (11083)		EA	1							54	45		
P O	5306-423-8784	BOLT, MACHINE: CLAMP MTG 7B2742 (11083)		EA	6	*	*	*	*	*	*	54	46		
X20		CLAMP 5L6622 (11083)		EA	3							54	47		
X20		DAMPER 5L6624 (11083)		EA	3							54	48		
X20		DAMPER 5L6620 (11083)		EA	3							54	49		
X20		CLAMP 5L6623 (11083)		EA	3							54	50		
X20		SPACER 3L8855 (11083)		EA	4							54	51		
X20		DAMPER 6L3865 (11083)		EA	1							54	52		
X20		DAMPER 6L3863 (11083)		EA	1							54	53		
X20		PLATE 6L3861 (11083)		EA	1							54	54		
		GROUP 22 - GOVERNOR AND LINKAGE													
P F	5305-426-2972	SCREW, CAP, HEXAGON HEAD: GOVERNOR MTG T55 (11083)		EA	2	*	*	*	*	*	*				

(1) SMR CODE	(2) FEDERAL STOCK NUMBER	(3) DESCRIPTION  USABLE ON CODE  REF NUMBER & MFR CODE	(4) UNIT OF MEAS	(5) QTY INC IN UNIT	(6) 30-DAY DS MAINT ALLOWANCE			(7) 30-DAY GS MAINT ALLOWANCE			(8) 1-YR ALW PER 100 EQUIP CNTGY	(9) DEPOT MAINT ALW PER 100 EQUIP	(10) ILLUS- TRATION	
					(a)	(b)	(c)	(a)	(b)	(c)			(a)	(b)
					1-20	21-50	51-100	1-20	21-50	51-100			FIG. NO.	ITEM NO.
P F	5310-725-7382	NUT, PLAIN, HEXAGON: GOVERNOR MTG 184203 (11083)	EA	2	*	*	*	*	*	*	*	*		
P F	5310-514-6849	WASHER, LOCK: GOVERNOR MTG 384506 (11083)	EA	4	*	*	*	*	*	*	*	*		
P F R	2990-709-2837	WOODWARD GOVERNOR UG8D (66503)	EA	1	2	2	2	2	2	2	24	4	55	
P H	5330-285-9465	SEAL, OIL TERMINAL SHAFT 182067 (66503)	EA	2				2	3	5	60	5	55	1
X2F		PIN, TAPERED: TERMINAL SHAFT TO POWER LEVER 184703 (66503)	EA	2									55	2
P F	5315-244-6012	PIN: LEVER COMPENSATING 030138 (66503)	EA	1	*	2	2	*	2	2	12	12	55	3
P F		SCREW, SET: TERMINAL SHAFT, BEARING LOCKING, 1/4-28 THD SIZE, 5/16 IN. LG 189551 (66503)	EA	2	*	*	*	*	*	*	*	*	55	4
X2F		LEVER COMPENSATING 030076 (66503)	EA	1									55	5
P F	3120-662-2103	BEARING: TERMINAL SHAFT 180122 (66503)	EA	2	*	2	2	*	2	2	20	3	55	6
X2H		LINK: COMPENSATING ADJUSTMENT 030167 (66503)	EA	1									55	7
X2F		PIN, COTTER: COMPENSATING LINK 184090 (66503)	EA	1									55	8
X2H		PIN: COMPENSATION ADJUSTING LEVER LOCK 030137 (66503)	EA	2									55	9
X2H		POINTER: COMPENSATING ADJUSTMENT, INDICATOR 030284 (66503)	EA	1									55	10
X2F	2920-886-5429	WASHER LOCK: PANEL MTG NO. 10 SPLIT 188141 (66503)	EA	16									55	11
X2F		SCREW, MACHINE: PANEL MTG 188177 (66503)	EA	8									55	12
X2F		PANEL 032591 (66503)	EA	1									55	13
X2F		SCREW: CONTROL KNOB MTG 188524 (66503)	EA	4									55	14
P F		SCREW, MACHINE: DIAL PLATE MTG, 10-32 THD SIZE, 5/8 IN. LG 188176 (66503)	EA	8	*	*	*	*	*	*	*	*	55	15
X2F		PLATE, DIAL 193856 (66503)	EA	1									55	16
X2F		GASKET, PANEL 206061 (66503)	EA	1									55	17
P F	6680-364-8302	GAUGE, OIL LEVER INDICATING 187029 (66503)	EA	1	*	2	2	*	2	2	20	20	55	18
X2H		PIN, STRAIGHT, HEADLESS: POWER LEVER 214292 (66503)	EA	1									55	19
X2H		LEVER, POWER 030052 (66503)	EA	1									55	20

(1) SMR CODE	(2) FEDERAL STOCK NUMBER	(3) DESCRIPTION  USABLE ON CODE  REF NUMBER & MFR CODE	(4) UNIT OF MEAS	(5) QTY INC IN UNIT	(6) 30-DAY DS MAINT ALLOWANCE			(7) 30-DAY GS MAINT ALLOWANCE			(8) 1-YR ALW PER 100 EQUIP CNTGY	(9) DEPOT MAINT ALW PER 100 EQUIP	(10) ILLUS- TRATION	
					(a)	(b)	(c)	(a)	(b)	(c)			(a)	(b)
					1-20	21-50	51-100	1-20	21-50	51-100			FIG. NO.	ITEM NO.
X2H		PIN, COTTER: POWER LEVER PIN 184090 (66503)	EA	2									55	21
X2H		SHAFT, TERMINAL 030192 (66503)	EA	1									55	22
X2H		FULCRUM: COMPENSATING ADJUSTMENT 030158 (66503)	EA	1									55	23
X2F		PIN: COMPENSATING LEVER 030138 (66503)	EA	1									55	24
X2F		LINK ASSEMBLY: LARGE DASHPOT 030163 (66503)	EA	1									55	25
P F	2815-361-5412	BEARING, OILITE: LINK ASSEMBLY 180034 (66503)	EA	2	2	2	4	2	2	4	40	5	55	26
X2F		PIN, LARGE: DASHPOT LINK 184108 (66503)	EA	1									55	27
P F	2990-969-2312	SPRING, PISTON 192822 (66503)	EA	1	2	2	2	2	2	2	2	3	55	28
X2H		PISTON, LARGE COMPENSATION 030021 (66503)	EA	1									55	29
X2H		RING, ACCUMULATING SNAP 189710 (66503)	EA	1									55	30
X2H		PISTON ASSEMBLY ACCUMULATING 030019 (66503)	EA	2									55	31
X2H		SPRING, ACCUMULATOR 191323 (66503)	EA	2									55	32
X2H		CONTROL ASSEMBLY, GOVERNOR 031045 (66503)	EA	1									55	33
X20		CASE, GOVERNOR 030112 (66503)	EA	1									55	34
X1		SEAT, ACCUMULATOR SPRING 186279 (66503)	EA	2									55	35
X2F		LEVER: COMPENSATING ADJUSTING 030063 (66503)	EA	1									55	36
X2F		SCREW: SPEED DROOP LEVER 030214 (66503)	EA	1									55	37
X2H		LEVER: SPEED DROOP 030051 (66503)	EA	1									55	38
X2H		FULCRUM: SPEED DROOP 030157 (66503)	EA	1									55	39
P H		PIN, COTTER: SPEED DROOP LEVER PIN, 1/16 IN. DIA, 1/2 IN. LG 184207 (66503)	EA	1				*	*	*	*	*	55	40
P H		WASHER, FLAT: SPEED DROOP LEVER, 1/4 IN. ID, 11/32 IN. OD, 1/32 IN. THK 186234 (66503)	EA	1				*	*	*	*	*	55	41
X2H		RING, SNAP: SYNCHRONIZING FRICTION DRIVE, ASSEMBLY RETAINING 189659 (66503)	EA	1									55	42
X2H		COVER: SYNCHRONIZING FRICTION DRIVE 031816 (66503)	EA	1									55	43
X2H		NUT, STUD: SYNCHRONIZING FRICTION DRIVE 188164 (66503)	EA	1									55	44

(1) SMR CODE	(2) FEDERAL STOCK NUMBER	(3) DESCRIPTION  REF NUMBER & MFR CODE	(4) USABLE ON CODE	(5) UNIT OF MEAS	(6) 30-DAY DS MAINT ALLOWANCE	(7) 30-DAY GS MAINT ALLOWANCE	(8) 1-YR ALW PER 100 EQUIP CNTGY	(9) DEPOT MAINT ALW PER 100 EQUIP	(10) ILLUS- TRATION							
									(a)	(b)	(c)	(a)	(b)	(c)	(a)	(b)
									1-20	21-50	51-100	1-20	21-50	51-100	FIG. NO.	ITEM NO.
X2H		SPRING: FRICTION DRIVE 191207 (66503)		EA	1						55	45				
X2H		CASE: SYNCHRONIZING FRICTION DRIVE 031819 (66503)		EA	1						55	46				
X2H	5310-595-7555	SPRING 191329 (66503)		EA	1						55	47				
X2H		PLATE: SYNCHRONIZING FRICTION DRIVE 031821 (66503)		EA	1						55	48				
P H	3110-156-7707	BEARING, NEEDLE: SYNCHRONIZING FRICTION DRIVE 180093 (66503)		EA	2			*	2	2	20	3	55	49		
X2F		PIN, COTTER: RETAINING SLEEVE MTG 184090 (66503)		EA	1								55	50		
P F	2990-298-5828	PACKING, PREFORMED: COMPENSATING ARM SHAFT SEALING 182297 (66503)		EA	1	2	4	8	2	4	8	100	50	55	51	
X2F		NUT, PLAIN, HEXAGON: IGNITION, COMPENSATING LEVER MTG 188163 (66503)		EA	1									55	52	
X2F		WASHER, FLAT 186010 (66503)		EA	1									55	53	
X2F		WASHER, FLAT 010451 (66503)		EA	1									55	54	
P H	2990-362-4307	GEAR: BALLHEAD DRIVE 204856 (66503)		EA	1				*	*	2	12	2	55	55	
X2H		PIN, COTTER: RETAINING SLEEVE PIN 184223 (66503)		EA	1									55	56	
X2H		PIN: LEVER 030134 (66503)		EA	1									55	57	
X2H		SLEEVE: RETAINING 034605 (66503)		EA	1									55	58	
X2H		DRIVER: BALLHEAD GEAR 031830 (66503)		EA	1									55	59	
X2H		LAMINATION: SPRING DRIVE 030317 (66503)		EA	12									55	60	
X2H		GEAR: PUMP DRIVE 034604 (66503)		EA	1									55	61	
X2H		PIN, SPIRAL 214199 (66503)		EA	1									55	62	
X2F		KEY, STRAIGHT 189715 (66503)		EA	1									55	63	
P F		PIN, COTTER: DRIVE SHAFT NUT LOCKING, 1/8 IN. DIA, 1 1/2 IN. LG 184303 (66503)		EA	1	*	*	*	*	*	*	*	*	55	64	
X2F		SPACER: DRIVE SHAFT GEAR 030159 (66503)		EA	1									55	65	
X2F		NUT, CASTLE: DRIVE SHAFT, 5/8-18 THD SIZE 188035 (66503)		EA	1									55	66	
X2F		WIRE, LOCK: BEARING RETAINER, NUT LOCKING 189948 (66503)		EA	1									55	67	

(1) NSR CODE	(2) FEDERAL STOCK NUMBER	(3) DESCRIPTION  REF NUMBER & MFR CODE	(4) USABLE ON CODE	(5) UNIT OF MEAS	(6) QTY INC IN UNIT	(8) 30-DAY 00 MAINT ALLOWANCE			(7) 30-DAY 00 MAINT ALLOWANCE			(8) 1-YR ALW PER 100 EQUIP CNTGY	(9) DEPOT MAINT ALW PER 100 EQUIP	(10) ILLUS- TRATION		
						(a)	(b)	(c)	(a)	(b)	(c)			(a)	(b)	
						1-30	31-60	61-100	1-30	31-60	61-100			FIG. NO.	ITEM NO.	
X2H		BASE: GOVERNOR ASSEMBLY 030012 (66503)		EA	1										55	68
X2H		PISTON, POWER 031048 (66503)		EA	1										55	69
X2H		LINK, SERVO 031047 (66503)		EA	1										55	70
X2H		SPRING: SPEEDER 192073 (66503)		EA	1										55	71
X2H		GEAR SPEEDER 131434 (66503)		EA	1										55	72
X2H		SCREW SPEEDER 131447 (66503)		EA	1										55	73
X2H		CAM: SPEED DROOP LEVER 030508 (66503)		EA	1										55	74
X2H		SCREW: SPEED DROOP 030213 (66503)		EA	1										55	75
X2H		NUT, PLAIN, HEXAGON: CAM SPEED DROOP 188302 (66503)		EA	1										55	76
X2H		SPRING: SPEED DROOP LEVER 191127 (66503)		EA	1										55	77
X2H		CAM ASSEMBLY: LOAD LIMIT 030506 (66503)		EA	1										55	78
X2H		PIN: SPEED DROOP LEVER 184111 (66503)		EA	1										55	79
X2H		LEVER: SPEED DROOP 031200 (66503)		EA	1										55	80
X2H		GUIDE: SPEEDER SCREW 030290 (66503)		EA	1										55	81
X2H		ARM BALL 196089 (66503)		EA	1										55	82
X2H		COVER: BALLHEAD 031044 (66503)		EA	1										55	83
X2H		NUT, PLAIN HEXAGON: SPEED DRIVE 190531 (66503)		EA	1										55	84
P H	3110-151-8334	BEARING, THRUST: SPEEDER SCREW 180120 (66503)		EA	1				*	*	2	10	50	55	85	
P H	3110-554-6130	BEARING NEEDLE: BALL ARM M817131-A (96906)		EA	4				*	*	2	10	50	55	86	
X2H		PIN: BALL ARM 184606 (66503)		EA	2										55	87
X2H		PIN, COTTER: BALL ARM PIN RETAINING 184016 (66503)		EA	4										55	88
X2H		SPRING: SPEEDER ROD 191326 (66503)		EA	1										55	89
X2H		SPRING COUPLING ASSEMBLY 131500 (66503)		EA	1										55	90
P H	3110-652-1471	BEARING: BALLHEAD 180003 (66503)		EA	1				*	*	2	10	10	55	91	
P H		GEAR ASSEMBLY: BALLHEAD 032481 (66503)		EA	1				*	2	2	20	3	55	92	

(1) SMR CODE	(2) FEDERAL STOCK NUMBER	(3) DESCRIPTION  USABLE ON CODE  REF NUMBER & MFR CODE	(4) UNIT OF MEAS	(5) QTY INC IN UNIT	(6) 30-DAY DS MAINT ALLOWANCE			(7) 30-DAY GS MAINT ALLOWANCE			(8) 1-YR ALW PER 100 EQUIP CNTGY	(9) DEPOT MAINT ALW PER 100 EQUIP	(10) ILLUS- TRATION	
					(a)	(b)	(c)	(a)	(b)	(c)			(a)	(b)
					1-20	21-50	51-100	1-20	21-50	51-100			FIG. NO.	ITEM NO.
X2H		ROD ASSEMBLY; SPEEDER 030975 (66503)	EA	1									55	93
X2H		PIN, STRAIGHT, HEADLESS; PILOT VALVE LEVER 184109 (66503)	EA	1									55	94
X2H		LEVER; PILOT VALVE FLOATING 030049 (66503)	EA	1									55	95
X2H		PIN, STRAIGHT 184109 (66503)	EA	1									55	96
X2H		BUSHING; PILOT VALVE 031188 (66503)	EA	1									55	97
X2H		PLUNGER; PILOT VALVE 030084 (66503)	EA	1									55	98
X2H		SEAT; PILOT VALVE SPRING 030292 (66503)	EA	1									55	99
X2H		SPRING; PILOT VALVE 191343 (66503)	EA	1									55	100
X2F		SHAFT; GOVERNOR DRIVE 030183 (66503)	EA	1									55	101
X2F		WASHER, COPPER; BASE MTG SCREW 186110 (66503)	EA	9									55	102
X2F		SCREW; BASE MTG 218558 (66503)	EA	9									55	103
P F	2990-291-6364	SEAL, OIL; DRIVE SHAFT 182020 (66503)	EA	1	2	2	3	2	2	3	30	3	55	104
X2H		RETAINER; OIL SEAL 030264 (66503)	EA	1									55	105
X2F		RETAINER; DRIVE SHAFT BEARING 030261 (66503)	EA	1									55	106
P F		SCREW, CAP, HEXAGON HEAD; RETAINER MTG, 1/4- 8 THD SIZE, 5/8 IN. LG, HEAD DRILLED FOR NO. 50 WIRE 188172 (66503)	EA	3	*	*	*	*	*	*	*	*	55	107
P F	2990-361-5425	BEARING, BALL; DRIVE SHAFT 180061 (66503)	EA	1	*	*	*	*	*	*	*	*	55	108
P F	5330-202-4187	GASKET; BEARING RETAINER 206071 (66503)	EA	1	1	1	3	1	1	3	30	3	55	109
X2F		SCREW, SPECIAL; COMPENSATING 030009 (66503)	EA	1									55	110
X2F		WASHER, FLAT; COMPENSATING SCREW 186049 (66503)	EA	1									55	111
X2F		PLUG; COMPENSATING SCREW 188155 (66503)	EA	1									55	112
X2H		PISTON ASSEMBLY; SMALL COMPENSATING DASHPOT 033225 (66503)	EA	1									55	113
X2H		SEAT; COMPENSATING SPRING 033221 (66503)	EA	1									55	114
X2H		SPRING; COMPENSATING PISTON 192260 (66503)	EA	2									55	115
X2H		COLLAR; UPPER COMPENSATING DASHPOT 033222 (66503)	EA	1									55	116

(1) SMR CODE	(2) FEDERAL STOCK NUMBER	(3) DESCRIPTION  USABLE ON CODE	(4) UNIT OF MEAS	(5) QTY INC IN UNIT	(6) 30-DAY DS MAINT ALLOWANCE			(7) 30-DAY GS MAINT ALLOWANCE			(8) 1-YR ALW PER 100 EQUIP CNTGY	(9) DEPOT MAINT ALW PER 100 EQUIP	(10) ILLUS- TRATION	
					(a)	(b)	(c)	(a)	(b)	(c)			(a)	(b)
					1-20	21-30	31-100	1-20	21-30	31-100			FIG. NO.	ITEM NO.
X2H		NUT, PLAIN, HEXAGON: SMALL DASHPOT LOCK 189388 (66503)	EA	1									55	117
X2H		COVER: SMALL COMPENSATING DASHPOT 032043 (66503)	EA	1									55	118
X2H		WASHER, LOCK: COMPENSATING DASHPOT SCREW 188138 (66503)	EA	1									55	119
X2H		SCREW, MACHINE: COMPENSATING DASHPOT 188182 (66503)	EA	2									55	120
X2H		NUT, PLAIN, HEXAGON: SMALL DASHPOT LEVER 030208 (66503)	EA	1									55	121
X2H		RACK: LOAD LIMIT 030277 (66503)	EA	1									55	122
X2H		PIN, STRAIGHT 184825 (66503)	EA	2									55	123
X2H		BUSHING 183285 (66503)	EA	1									55	124
X2H		GEAR 204843 (66503)	EA	1									55	125
X2H		POINT: SYNCHRONIZER INDICATOR 030283 (66503)	EA	1									55	126
P H	2990-364-8307	PACKING, PREFORMED 182113 (66503)	EA	1				*	2	3	30	3	55	127
P H	2990-321-3051	SPRING: OIL SEAL 191802 (66503)	EA	1				*	2	2	20	3	55	128
X2H		WASHER, BRONZE 188058 (66503)	EA	1									55	129
X2H		BUSHING 183285 (66503)	EA	1									55	130
X2H		SEAL: LOAD LIMIT OIL 182065 (66503)	EA	1									55	131
X2H		PIN, SPRING 033046 (66503)	EA	1									55	132
X2H		WASHER, SPACER 188296 (66503)	EA	1									55	133
P H	2990-414-2487	SPRING: SPEED DROOP FRICTION 191328 (66503)	EA	2				2	2	4	40	6	55	134
X2H		COLLAR: SPEED DROOP FRICTION 030121 (66503)	EA	1									55	135
X2H		PIN 214201 (66503)	EA	1									55	136
P F		GASKET: CASE COVER 206068 (66503)	EA	1	2	2	3	2	2	3	30	5	55	137
X2F		COVER: CASE 030230 (66503)	EA	1									55	138
X2F		WASHER, LOCK: MOTOR MTG 188138 (66503)	EA	1									55	139
X2F		SCREW, MACHINE: CASE COVER 191413 (66503)	EA	8									55	140
X2F		WASHER, LOCK: MOTOR BASE MTG 188139 (66503)	EA	6									55	141

(2) FEDERAL STOCK NUMBER	(3) DESCRIPTION  REF NUMBER & MFR CODE	(4) USABLE ON CODE	(5) UNIT OF MEAS	(6) QTY INC IN UNIT	(6) 30-DAY DS MAINT ALLOWANCE			(7) 30-DAY GS MAINT ALLOWANCE			(8) 1-YR ALW PER 100 EQUIP CNTGY	(9) DEPOT MAINT ALW PER 100 EQUIP	(10) ILLUS- TRATION	
					(a)	(b)	(c)	(a)	(b)	(c)			(a)	(b)
					1-20	21-50	51-100	1-20	21-50	51-100			FIG. NO.	ITEM NO.
2990-513-1594	SCREW MACHINE; MOTOR MTG 188686 (66503)		EA	4									55	142
	PLATE; MOTOR MTG 031849 (66503)		EA	1									55	143
	WASHER, LOCK; MOTOR MTG 190839 (66503)		EA	4									55	144
	SCREW, MACHINE; MOTOR MTG 189081 (66503)		EA	4									55	145
	MOTOR, ELECTRIC; REMOTE THROTTLE CONTROL 200276 (66503)		EA	1	2	2	3	2	2	3	30	2	55	146
	FILLER, OIL; GOVERNOR 187012 (66503)		EA	1									55	147
	SPRING; MOTOR SEAL 191330 (66503)		EA	1									55	148
	PIN, STRAIGHT 214201 (66503)		EA	1									55	149
	PIN, STRAIGHT 184111 (66503)		EA	2									55	150
	PIN, STRAIGHT; SPEED DROOP LINK 184114 (66503)		EA	2									55	151
	LINK; SPEED DROOP 031199 (66503)		EA	1									55	152
	SHAFT; SYNCHRONIZING ADJUSTING 032587 (66503)		EA	1									55	153
	PIN, COTTER; SPEED DROOP 184223 (66503)		EA	1									55	154
	PIN; POWER LEVER TO SPEED DROOP LINK 030139 (66503)		EA	2									55	155
	WASHER, FLAT; SPEED DROOP, LINK PIN RETAINING 186054 (66503)		EA	1									55	156
	PIN, TAPERED; SYNCHRONIZING CONTROL SHAFT TO LINK 184019 (66503)		EA	1									55	157
	GEAR; SYNCHRONIZING ADJUSTING 204067 (66503)		EA	1									55	158
	BEARING, NEEDLE; SYNCHRONIZING ADJUSTING SHAFT 180093 (66503)		EA	2									55	159
	LEVER; LOAD LIMIT 030039 (66503)		EA	1									55	160
	STRAP; LOAD LIMIT 030315 (66503)		EA	1									55	161
	PIN, STRAIGHT; STRAP TO RACK MOUNTING 030135 (66503)		EA	6									55	162
	VALVE ASSEMBLY, CHECK 030011 (66503)		EA	4									55	163
	PIN, DOWEL; GOVERNOR BASE MOUNTING 184987 (66503)		EA	4									55	164
GASKET; COLUMN BASE 206062 (66503)		EA	1									55	165	



(1) SMR CODE	(2) FEDERAL STOCK NUMBER	(3) DESCRIPTION  REF NUMBER & MFR CODE	(4) USABLE ON CODE	(5) QTY INC IN UNIT	(6) 30-DAY DS MAINT ALLOWANCE			(7) 30-DAY GS MAINT ALLOWANCE			(8) 1-YR ALW PER 100 EQUIP CNTGY	(9) DEPOT MAINT ALW PER 100 EQUIP	(10) ILLUS- TRATION	
					(a)	(b)	(c)	(a)	(b)	(c)			(a)	(b)
					1-20	21-50	51-100	1-20	21-50	51-100			FIG. NO.	ITEM NO.
X2H		PLUG 187034 (66503)	EA	4									55	166
X2H		PIN, STOP: SYNCHRONIZING INDICATOR 130478 (66503)	EA	1									55	167
P H	2990-200-2169	GEAR: SYNCHRONIZING INDICATOR CONTROL 204084 (66503)	EA	2				*	*	2	12	2	55	168
X2H		POINTER: SYNCHRONIZING INDICATOR 030283 (66503)	EA	1									55	169
X2H		KNOB, CONTROL 030450 (66503)	EA	1									55	170
X2H		SHAFT: SYNCHRONIZING INDICATOR 030200 (66503)	EA	1									55	171
X2H		GEAR, FIRST REDUCTION: SYNCHRONIZING INDICATOR 030416 (66503)	EA	1									55	172
X2H		SHAFT: SYNCHRONIZING CONTROL KNOB 032590 (66503)	EA	1									55	173
X2H		PIN, TAPERED: KNOB TO SHAFT 184201 (66503)	EA	3									55	174
X2H		KNOB: CONTROL 030451 (66503)	EA	3									55	175
P H	5330-361-5425	SEAL, OIL: SYNCHRONIZING SHAFT 182066 (66503)	EA	2				*	*	*	5	5	55	176
X2H		SHAFT, IDLER 184134 (66503)	EA	1										
X2H		MARKER 203003 (66503)	EA	1										
X2H		MARKER 203004 (66503)	EA	1										
X2H		MARKER 203005 (66503)	EA	1										
P H	5306-240-0799	BOLT, MACHINE: LEVER AND ADAPTER MTG S1618 (11083)	EA	6				*	*	*	*	*	56	1
P H	5310-010-3320	WASHER, LOCK: LEVER AND ADAPTER MTG 3B4505 (11083)	EA	8				*	*	*	*	*	56	2
X1		WASHER 6B863 (11083) (PART OF KIT, P/N 176216 (66503))	EA	1									56	3
X2H		RETAINER 5L4806 (11083)	EA	1									56	4
X1		PIN 5H3182 (11083) (PART OF KIT, P/N 176216 (66503))	EA	1									56	5
X1	5330-154-7528	SEAL, OIL 5H1190 (11083) (PART OF KIT, P/N 176216 (66503))	EA	1									56	6
X2H		SHAFT 5L4829 (11083)	EA	1									56	7

(1) SMR CODE	(2) FEDERAL STOCK NUMBER	(3) DESCRIPTION  REF NUMBER & MFR CODE	(4) USABLE ON CODE  UNIT OF MEAS	(5) QTY INC IN UNIT	(6) 30-DAY DS MAINT ALLOWANCE			(7) 30-DAY GS MAINT ALLOWANCE			(8) 1-YR ALW PER 100 EQUIP CNTGY	(9) DEPOT MAINT ALW PER 100 EQUIP	(10) ILLUS- TRATION	
					(a)	(b)	(c)	(a)	(b)	(c)			(a)	(b)
					1-20	21-50	51-100	1-20	21-50	51-100			FIG. NO.	ITEM NO.
X1		PIN 584690 (11083) (PART OF KIT, P/N 176216 (66503))	EA	1									56	8
P H		PLUNGER 1H513 (11083)	EA	1				*	*	*	5	2	56	9
X1		SPRING 1H516 (11083) (PART OF KIT, FSN 2990-836-3910)	EA	1									56	10
X1		PIN 1H511 (11083) (PART OF KIT, P/N 176216 (66503))	EA	1									56	11
X2H		RETAINER 1H514 (11083)	EA	1									56	12
P H	5306-637-4956	BOLT, MACHINE: COVER MTG 51588 (11083)	EA	2				*	*	*	*	*	56	13
P H	5310-514-6849	WASHER, LOCK: COVER MTG 384506 (11083)	EA	4				*	*	*	*	*	56	14
X2H		LEVER 5L4830 (11083)	EA	1									56	15
X2H		BOLT: COVER MTG 5H9990 (11083)	EA	2									56	16
X2H		COVER 5L4811 (11083)	EA	1									56	17
X1	5330-465-1593	GASKET: COVER MTG 5L4810 (11083) (PART OF KIT, FSN 2990-836-3907)	EA	1									56	18
X1	5330-466-1901	GASKET: SPACER TO ADAPTER ASSEMBLY 5L4807 (11083) (PART OF KIT, FSN 2990-836-3907)	EA	1									56	19
P H	2910-478-8659	ADAPTER ASSEMBLY 6L2144 (66503)	EA	1				*	*	2	6	2	56	20
X1		BUSHING 6L2142 (11083)	EA	4									56	21
X1	5315-852-6345	DOWEL 6F984 (11083)	EA	1									56	22
X1	5315-514-1616	DOWEL 2H1190 (11083)	EA	2									56	23
X1		STUD 5B9705 (11083)	EA	2									56	24
X1	3110-198-1085	BEARING, NEEDLE MS17131-18 (96906) (PART OF KIT, FSN 2990-836-3910)	EA	1									56	25
X1	3110-151-9393	BEARING, NEEDLE MS17131-19 (96906) (PART OF KIT, FSN 2990-836-3910)	EA	1									56	26
X1	5330-494-6561	RING LOCK 2J6356 (11083) (PART OF KIT, P/N 176216 (66503))	EA	1									56	27
P H		GEAR 5L4637 (11083)	EA	1				*	*	*	5	2	56	28
X2H		DOWEL 2H5558 (11083)	EA	1									56	29
X2H		SCREW 5L6587 (11083)	EA	1									56	30
X2H		NUT 2L1331 (11083)	EA	1									56	31

(1) SMR CODE	(2) FEDERAL STOCK NUMBER	(3) DESCRIPTION  REF NUMBER & MFR CODE	(4) USABLE ON CODE	(5) UNIT OF MEAS	(6) QTY INC IN UNIT	(6) 30-DAY DS MAINT ALLOWANCE			(7) 30-DAY GS MAINT ALLOWANCE			(8) 1-YR ALW PER 100 EQUIP CNTGY	(9) DEPOT MAINT ALW PER 100 EQUIP	(10) ILLUS- TRATION	
						(a)	(b)	(c)	(a)	(b)	(c)			(a)	(b)
						1-20	21-50	51-100	1-20	21-50	51-100			FIG. NO.	ITEM NO.
X2H		LOCK 2L1333 (11083)		EA	1									56	32
X1		PIN 7H3639 (11083) (PART OF KIT, P/N 176216 (66503))		EA	1									56	33
P H		SHAFT 7L431 (11083)		EA	1				*	*	*	5	2	56	34
X2H		LEVER 5L4805 (11083)		EA	1									56	35
P H	5930-994-7430	SWITCH, TOGGLE 3L3911 (11083)		EA	1				*	2	2	16	4	56	36
X2H		PLATE, NAME 3L4576 (11083)		EA	1									56	37
X1	5340-465-5193	SPRING 8L8491 (11083) (PART OF KIT, FSN 2990-836-3910)		EA	1									56	38
X1	5330-469-4951	GASKET: ADAPTER MTG 4L7934 (11083) (PART OF KIT, FSN 2990-836-3907)		EA	1									56	39
P H	2990-478-8342	SLEEVE, ASSEMBLY 5L4804 (11083)		EA	1				*	*	*	5	2	56	40
X2H		WASHER 2S1418 (11083)		EA	2									56	41
P H	5315-479-2835	KEY 5L4828 (11083)		EA	4				2	2	4	48	20	56	42
P H	3020-470-6331	GEAR: 58 TEETH 5L4636 (11083)		EA	1				*	2	2	12	5	56	43
X2H		SPACER 5L4812 (11083)		EA	1									56	44
X1	2815-124-1019	GASKET: GOVERNOR MTG 6L3401 (11083) (PART OF KIT, FSN 2990-836-3907)		EA	1									56	45
X2H		ROD 5L4872 (11083)		EA	1									56	46
X2H		NUT 1B4202 (11083)		EA	2									56	47
X2H		END 7H3641 (11083)		EA	2									56	48
P H	5306-263-8951	BOLT, MACHINE: LEVER MTG 2B2695 (11083)		EA	2				*	*	*	*	*	56	49
X2H		LEVER 5L4935 (11083)		EA	1									56	50
		GROUP 23 - TACHOMETER DRIVE													
P O	5306-426-3315	BOLT, MACHINE: DRIVE MTG 1B9575 (11083)		EA	2	*	*	*	*	*	*	*	*	57	1
P O	5310-010-3320	WASHER, LOCK: DRIVE MTG 3B4505 (11083)		EA	2	*	*	*	*	*	*	*	*	57	2
X1	5330-248-2178	GASKET: DRIVE MTG 6B8241 (11083) (PART OF KIT, FSN 2815-873-4071)		EA	1									57	3
P O	6680-365-5325	CAP 9B2232 (11083)		EA	1	*	2	2	*	2	2	16	5	57	4
P O	6680-730-4372	TACHOMETER DRIVE 6L2140 (11083)		EA	1	*	2	2	*	2	2	20	20	57	

(1) SMR CODE	(2) FEDERAL STOCK NUMBER	(3) DESCRIPTION  REF NUMBER & MFR CODE	(4) USABLE ON CODE	(5) UNIT OF MEAS	(6) 30-DAY DS MAINT ALLOWANCE	(7) 30-DAY GS MAINT ALLOWANCE			(8) 1-YR ALW PER 100 EQUIP CNTGY	(9) DEPOT MAINT ALW PER 100 EQUIP	(10) ILLUS- TRATION				
						(a)	(b)	(c)			(a)	(b)	(c)	(a)	(b)
						1-20	21-50	51-100			1-20	21-50	51-100	FIG. NO.	ITEM NO.
P O	6620-450-5703	SHAFT 6L2739 (11083)		EA	1	*	*	2	*	*	2	8	5	57	5
P O	3120-296-8106	BUSHING 8H4401 (11083)		EA	1	*	2	2	*	2	2	20	20	57	6
P O	3120-296-8107	BEARING 1M5058 (11083)		EA	1	*	2	2	*	2	2	20	10	57	7
X1		FITTING 1K6846 (11083)		EA	1									57	8
X1		HOUSING 6L2108 (11083)		EA	1									57	9
		GROUP 24 - SAFETY CONTROLS													
P F R	2910-936-5309	SAFETY CONTROL SHUT-OFF 4L8129 (11083)		EA	1	2	2	2	2	2	2	24	4	58	
X2F		BRACKET 5L8694 (11083)		EA	1									58	1
P F	5310-894-5145	NUT, PLAIN, HEXAGON: BRACKET MTG 1D4717 (11083)		EA	1	*	*	*	*	*	*	*	*	58	2
P F	5310-514-6849	WASHER, LOCK: BRACKET MTG 3B4506 (11083)		EA	1	*	*	*	*	*	*	*	*	58	3
P F	5306-263-7301	BOLT, MACHINE: BRACKET MTG L1351 (11083)		EA	1	*	*	*	*	*	*	*	*	58	4
X2F		BRACKET 6L1822 (11083)		EA	1									58	5
X2F		LEVER 6L1837 (11083)		EA	1									58	6
P F	4730-256-4305	FITTING 8B7121 (11083)		EA	1	*	*	*	*	*	*	*	*	58	7
P F		BUSHING 6L4418 (11083)		EA	1	*	2	2	*	2	2	15	10	58	8
P F	5306-285-1368	BOLT, MACHINE: LEVER MTG L1143 (11083)		EA	1	*	*	*	*	*	*	*	*	58	9
P F	5310-999-8288	WASHER: LEVER MTG 9M6527 (11083)		EA	2	*	*	*	*	*	*	*	*	58	10
P F		BALL JOINT 3B3670 (11083)		EA	1	*	*	*	*	*	*	5	2	58	11
X2F		NUT: BALL JOINT 4B2049 (11083)		EA	2									58	12
P F	3040-401-9366	CABLE 3L5804 (11083)		EA	1	*	*	*	*	*	*	5	2	58	13
P F		ADAPTER ASSEMBLY 4L7953 (11083)		EA	1	*	2	2	*	2	2	15	10	58	14
X1	2815-532-5746	DOWEL 1L5072 (11083)		EA	2									58	15
P F	3120-883-1466	BUSHING 4L8152 (11083)		EA	1	*	2	2	*	2	2	15	10	58	16
X1		DOWEL 4L5913 (11083)		EA	1										
X1	3120-296-8104	BEARING 4L7836 (11083)		EA	1										
X1	2990-863-7423	GASKET 2L4730 (11083) (PART OF KIT, FSN 2815-873-4071)		EA	1									58	17

(1) SMR CODE	(2) FEDERAL STOCK NUMBER	(3) DESCRIPTION  REF NUMBER & MFR CODE	(4) USABLE ON CODE	(5) UNIT OF MEAS	(6) QTY INC IN UNIT	(6) 30-DAY DS MAINT ALLOWANCE			(7) 30-DAY OS MAINT ALLOWANCE			(8) 1-YR ALW PER 100 EQUIP CNTGY	(9) DEPOT MAINT ALW PER 100 EQUIP
						(a)	(b)	(c)	(a)	(b)	(c)		
						1-20	21-50	51-100	1-20	21-50	51-100		
P F	3040-493-2705	SHAFT 6L2151 (11083)		EA	1	*	2	2	*	2	2	15	10
P F	4730-541-6568	PLUG 7M3171 (11083)		EA	1	*	*	*	*	*	*	*	*
P F		ROD ASSEMBLY 5L2145 (11083)		EA	1	*	2	2	*	2	2	15	10
X1	2815-634-2841	COLLAR 2L3474 (11083)		EA	1								
X1		PIN 5A4792 (11083)		EA	1								
P F	5340-890-8084	SPRING 5L5387 (11083)		EA	1	*	2	2	*	2	2	15	10
X2F		BOLT 9F7022 (11083)		EA	1								
X2F		BOLT 8F6302 (11083)		EA	4								
P F	5310-514-8852	WASHER, LOCK 3B4504 (11083)		EA	4	*	*	*	*	*	*	*	*
P F	5310-832-2853	WASHER 4B9747 (11083)		EA	1	*	*	*	*	*	*	*	*
X2F		COVER 4L7951 (11083)		EA	1								
P F	2910-493-7298	SHAFT ASSEMBLY 3L5795 (11083)		EA	1	*	2	2	*	2	2	15	10
X1	5365-479-2837	RING 4H94 (11083)		EA	1								
X1	3120-855-0508	BEARING 2L4666 (11083)		EA	1								
X1	5315-844-3956	PIN 2K3455 (11083)		EA	1								
X1		GEAR (36 TEETH) 3L5796 (11083)		EA	1								
X2F		TUBE 5L7514 (11083)		EA	1								
P F	5310-514-6849	WASHER, LOCK 3B4506 (11083)		EA	1	*	*	*	*	*	*	*	*
P F	5310-894-5145	NUT, PLAIN HEXAGON 1D4717 (11083)		EA	1	*	*	*	*	*	*	*	*
P F	5306-263-7301	BOLT, MACHINE L1351 (11083)		EA	1	*	*	*	*	*	*	*	*
X2F		BRACKET 5L8695 (11083)		EA	1								
P F	3120-288-0970	BUSHING 1K6663 (11083)		EA	1	*	2	2	*	2	2	15	10
P F	4730-289-1242	FITTING 3B8995 (11083)		EA	1	*	*	*	*	*	*	*	*
P F	5306-240-0795	BOLT: COVER MTG 2B2694 (11083)		EA	1	*	*	*	*	*	*	*	*
P F	5310-010-3320	WASHER, LOCK: COVER MTG 3B4505 (11083)		EA	1	*	*	*	*	*	*	*	*
X2F		COVER 5L9730 (11083)		EA	1								

(1) SMR CODE	(2) FEDERAL STOCK NUMBER	(3) DESCRIPTION  REF NUMBER & MFR CODE	(4) USABLE ON CODE	(5) UNIT OF MEAS	(6) 30-DAY DS MAINT ALLOWANCE	(7) 30-DAY GS MAINT ALLOWANCE	(8) 1-YR ALW PER 100 EQUIP CNTGY	(9) DEPOT MAINT ALW PER 100 EQUIP	(10) ILLUS- TRATION							
									(a)	(b)	(c)	(a)	(b)	(c)	(a)	(b)
									1-20	21-50	51-100	1-20	21-50	51-100	FIG. NO.	ITEM NO.
X1	2990-884-9409	GASKET: COVER MTG 4L9514 (11083) (PART OF KIT, FSN 2815-873-4071)		EA	1						58	38				
X2F		PLUG 8F6223 (11083)		EA	1						58	39				
X1	5340-851-3127	GASKET: PLUG 6B387 (11083) (PART OF KIT, FSN 2815-873-4071)		EA	1						58	40				
P F	5315-871-2080	PIN 3L3966 (11083)		EA	1	*	*	*	*	*	58	41				
P F	5340-855-6807	SPRING 2L8705 (11083)		EA	1	*	2	2	*	2	2	15	10	58	42	
X2F		SCREW: SPRING MTG 2L3468 (11083)		EA	1							58	43			
X2F		NUT: SPRING MTG 2L3409 (11083)		EA	1							58	44			
P F	2815-725-0572	CARRIER ASSEMBLY 3L3962 (11083)		EA	1	*	*	*	*	*	*	5	2	58	45	
X1	2815-634-3271	GEAR 2L3725 (11083)		EA	1							58	46			
P F	2815-635-2151	GEAR ASSEMBLY 2L3828 (11083)		EA	1	*	*	*	*	*	*	5	2	58	47	
X1	2815-634-5331	GEAR, SPUR (30 TEETH) 2L3726 (11083)		EA	1											
X1		GEAR (48 TEETH) 2L3727 (11083)		EA	1											
X1	5315-898-1468	PIN 4H5232 (11083)		EA	2											
X1	5310-850-9135	WASHER 6F9091 (11083)		EA	1											
X1	3120-984-4612	BUSHING 4L5692 (11083)		EA	1											
P F	5340-423-8195	SPRING 1A2169 (11083)		EA	2	2	2	4	2	2	4	48	20	58	48	
P F	5315-234-1650	PIN, COTTER 3B4604 (11083)		EA	2	*	*	*	*	*	*	*	*	58	49	
X2F		WASHER 4B5355 (11083)		EA	2									58	50	
P F	5340-715-1152	RING MS11624-1037 (96906)		EA	1	*	2	2	*	2	2	15	10	58	51	
P F	5310-531-8665	WASHER, FLAT 5B3850 (11083)		EA	1	*	*	*	*	*	*	*	*	58	52	
P F		GUIDE 2L4368 (11083)		EA	1	*	*	*	*	*	*	5	2	58	53	
P F	2815-715-7912	PISTON ASSEMBLY 2L4729 (11083)		EA	1	*	*	*	*	*	*	5	2	58	54	
X1		DOWEL 9M6803 (11083)		EA	1											
X2F		WEIGHT 2L3467 (11083)		EA	1									58	55	
P F	5315-876-5236	PIN 3H1118 (11083)		EA	1	*	2	2	*	2	2	15	10	58	56	

(1) SMR CODE	(2) FEDERAL STOCK NUMBER	(3) DESCRIPTION  REF NUMBER & MFR CODE	(4) USABLE ON CODE  UNIT OF MEAS	(5) QTY INC IN UNIT	(6) 30-DAY DS MAINT ALLOWANCE			(7) 30-DAY GS MAINT ALLOWANCE			(8) 1-YR ALW PER 100 EQUIP CNTGY	(9) DEPOT MAINT ALW PER 100 EQUIP	(10) ILLUS- TRATION	
					(a)	(b)	(c)	(a)	(b)	(c)			(a)	(b)
					1-20	21-50	51-100	1-20	21-50	51-100			FIG. NO.	ITEM NO.
P F		PLUNGER 4L895 (11083)	EA	1	*	*	*	*	*	*	5	2	58	57
P F	2990-249-3497	SPRING 1A654 (11083)	EA	1	2	2	2	2	2	2	24	10	58	58
P F	2815-786-6790	SPRING 5L1091 (11083)	EA	1	*	2	2	*	2	2	15	10	58	59
P F		PLUNGER 3L3964 (11083)	EA	1	*	*	*	*	*	*	5	2	58	60
X2F		BUTTON 3L3967 (11083)	EA	1									58	61
X2F		SCREW 3H1394 (11083)	EA	1									58	62
X1	5330-828-9039	PACKING, PREFORMED 8F9538 (11083) (PART OF KIT, FSN 2815-873-4071)	EA	2									58	63
P F	5310-852-8266	WASHER, LOCK 3B4502 (11083)	EA	4	*	*	*	*	*	*	*	*	58	64
X2F		BOLT 2H191 (11083)	EA	4									58	65
X1	2990-863-7421	GASKET 3L5767 (11083) (PART OF KIT, FSN 2815-873-4071)	EA	1									58	66
P F	2815-635-1814	GEAR 2L3728 (11083)	EA	1	*	*	*	*	*	*	5	2	58	67
X2F		ADAPTER 3L8677 (11083)	EA	1									58	68
P F	2815-532-4359	PIN 3H3433 (11083)	EA	1	*	2	2	*	2	2	15	10	58	69
P F	5340-197-5335	GASKET 3376-A (11083)	EA	1	2	3	7	2	3	7	80	100	58	70
P F	2910-415-6229	HOUSING ASSEMBLY 4L9903 (11083)	EA	1	*	*	*	*	*	*	5	2	58	71
X1	2990-870-5741	SPRING 3L4403 (11083)	EA	1										
X1	5315-882-2021	DOWEL 2L4365 (11083)	EA	1										
X1	5315-885-9979	PIN 2L4367 (11083)	EA	2										
X1	3120-853-0028	BUSHING 2L5203 (11083)	EA	1										
X1	5340-074-3566	BUSHING 3L3961 (11083)	EA	1										
X1		SLIDE ASSEMBLY 6L7211 (11083)	EA	1										
P F	2910-493-7299	LATCH 2L4725 (11083)	EA	1	*	2	2	*	2	2	15	10	72	
P F	5340-810-0344	SPRING 3L3076 (11083)	EA	1	*	2	2	*	2	2	15	10	58	73
X1	5330-858-8223	RING 2H5001 (11083) (PART OF KIT, FSN 2815-873-4071)	EA	1									58	74
P F	5310-595-6165	WASHER 1A8912 (11083)	EA	1	*	*	*	*	*	*	*	*	58	75
X2F		PLUG 2L3465 (11083)	EA	1									58	76

(1) SMR CODE	(2) FEDERAL STOCK NUMBER	(3) DESCRIPTION  REF NUMBER & MFR CODE	(4) USABLE ON CODE	(5) UNIT OF MEAS	QTY INC IN UNIT	(6) 30-DAY DS MAINT ALLOWANCE			(7) 30-DAY GS MAINT ALLOWANCE			(8) 1-YR ALW PER 100 EQUIP CNTGY	(9) DEPOT MAINT ALW PER 100 EQUIP	(10) ILLUS- TRATION	
						(a)	(b)	(c)	(a)	(b)	(c)			(a)	(b)
						1-20	21-50	51-100	1-20	21-50	51-100			FIG. NO.	ITEM NO.
P F	5340-197-5335	GASKET 3376A (11083)		EA	1	REF	REF	REF	REF	REF	REF	REF	REF	58	77
X2F		LOCK 6L3918 (11083)		EA	1									58	78
X2F		NUT 3L3065 (11083)		EA	1									58	79
X2F		SCREW 2H3903 (11083)		EA	1									58	80
P F	2815-532-4359	PIN 3H3433 (11083)		EA	1	*	*	*	*	*	*	*	*	58	81
X2F		SCREW 4B1283 (11083)		EA	2									58	82
X1	2990-863-7425	GASKET 3L1744 (11083) (PART OF KIT, FSN 2815-873-4071)		EA	1									58	83
X2F		SPACER 5L3616 (11083)		EA	1									58	84
P F	5340-855-6810	SPRING 2L7996 (11083)		EA	1	*	2	2	*	2	2	15	10	58	85
X1	5310-262-3000	GASKET 4F9325 (11083) (PART OF KIT, FSN 2815-873-4071)		EA	1									58	86
X2F		PLUG 2L6261 (11083)		EA	1									58	87
		GROUP 25 - PUMP, FUEL, INJECTION													
P F R	2910-978-9499	PUMP ASSEMBLY 2S7264 (11083)		EA	12				7	13	27	320	240	59	1
P F	5330-074-3768	SEAL, O RING 2H4453 (11083)		EA	1	26	53	105	26	53	105	1260	960	59	2
P H	5306-260-4508	BOLT, MACHINE: PUMP MTG S1594 (11083)		EA	30			*	*	*	*	*	*	59	3
P2F		CLAMP: PUMP MTG 9M7510 (11083)		EA	5	*	*	*	*	*	*	5	2	59	4
P F	2910-999-3695	CLAMP: PUMP MTG 8H4668 (11083)		EA	20	2	2	4	2	2	4	48	30	59	5
P H R	2910-478-8374	FUEL PUMP HOUSING ASSEMBLY 5L5204 (11083)		EA	1				*	2	2	12	4	59	
X1	5306-263-7298	BOLT, MACHINE: COVER MTG 1A9136 (11083)		EA	12									59	6
X1	5310-010-3320	WASHER, LOCK: COVER MTG 3B4505 (11083)		EA	12									59	7
P H	2910-424-0053	CLAMP 7B193 (11083)		EA	1				*	*	*	5	2	59	8
X1	2910-363-6267	PLUG 9B1332 (11083)		EA	1									59	9
X1	5330-247-5972	SEAL 8B4967 (11083)		EA	1									59	10
X1	5306-263-7301	BOLT, MACHINE: L1351 (11083)		EA	4									59	11
X1	5310-514-6849	WASHER, LOCK: CLAMP MTG 3B4506 (11083)		EA	1									59	12
X1		SCREW: LIFTER ASSEMBLY 5H5553 (11083)		EA	12									59	13



(1) SMR CODE	(2) FEDERAL STOCK NUMBER	(3) DESCRIPTION  REF NUMBER & MFR CODE	(4) USABLE ON CODE	(5) UNIT OF MEAS	(6) QTY INC IN UNIT	(6) 30-DAY DS MAINT ALLOWANCE			(7) 30-DAY GS MAINT ALLOWANCE			(8) 1-YR ALW PER 100 EQUIP CNTGY	(9) DEPOT MAINT ALW PER 100 EQUIP	(10) ILLUS- TRATION	
						(a)	(b)	(c)	(a)	(b)	(c)			(a)	(b)
						1-20	21-50	51-100	1-20	21-50	51-100			FIG. NO.	ITEM NO.
X1	5310-275-6529	NUT, PLAIN, HEXAGON: LIFTER ASSEMBLY 2A5351 (11083)		EA	12									59	14
X1		PLUG 4L6783 (11083)		EA	4									59	15
X1	5330-339-6224	SEAL 5F7054 (11083) (PART OF KIT, FSN 2815-873-4071)		EA	4									59	16
X1	2815-987-4888	LIFTER ASSEMBLY 5H4488 (11083)		EA	12									59	17
X1	2910-836-3827	SPRING 3S1252 (11083)		EA	12									59	18
X1		HOUSING ASSEMBLY 4L5820 (11083)		EA	1									59	19
X1	5340-276-5828	PLUG T200 (11083)		EA	1									59	20
X1	2815-979-5094	BEARING 5L2806 (11083)		EA	2									59	21
X1	2910-613-2132	GUIDE 2A3856 (11083)		EA	6									59	22
X1	3120-979-5580	BUSHING 5H4475 (11083)		EA	2									59	23
X1	5315-852-6345	DOWEL 6F984 (11083)		EA	1									59	24
X1	5340-223-7094	PLUG L2288 (11083)		EA	1									59	25
X1	3120-363-8930	BUSHING 7F5857 (11083)		EA	2									59	26
X1		DOWEL 4F2609 (11083)		EA	2									59	27
X1	5315-241-2917	DOWEL 2A3348 (11083)		EA	24									59	28
X1	2910-836-3819	FERRULE ASSEMBLY 1S7689 (11083)		EA	12									59	29
X1		COVER 6F5412 (11083)		EA	2									59	30
X1	5330-374-1413	GASKET 6F5411 (11083) (PART OF KIT, FSN 2815-873-4071)		EA	2									59	31
X1		CAMSHAFT 4L5816 (11083)		EA	1									59	32
X1		PLATE 4L5818 (11083)		EA	1									59	33
X1	2930-365-2152	WASHER, LOCK: PLATE MTG L364 (11083)		EA	3									59	34
X1		RACK ASSEMBLY 4L6210 (11083)		EA	1									59	35
X1		LINK 6H5908 (11083)		EA	1									59	36
X1		COLLAR 7L6543 (11083)		EA	1									59	37
X1	5315-850-9118	PIN 1H512 (11083)		EA	1									59	38

(1) SMR CODE	(2) FEDERAL STOCK NUMBER	(3) DESCRIPTION  USABLE ON CODE  REF NUMBER & MFR CODE	(4) UNIT OF MEAS	(5) QTY INC IN UNIT	(6) 30-DAY DS MAINT ALLOWANCE			(7) 30-DAY GS MAINT ALLOWANCE			(8) 1-YR ALW PER 100 EQUIP CNTGY	(9) DEPOT MAINT ALW PER 100 EQUIP	(10) ILLUS- TRATION	
					(a)	(b)	(c)	(a)	(b)	(c)			(a)	(b)
					1-20	21-50	51-100	1-20	21-50	51-100			FIG. NO.	ITEM NO.
		GROUP 26 - GOVERNOR DRIVE												
X2F		HOUSING ASSEMBLY 4L7607 (11083)	EA	1									60	1
X1		DOWEL 2A3630 (11083)	EA	2									60	2
X1	3120-881-9454	BEARING, FUEL PUMP 5L2138 (11083)	EA	1									60	3
X1		BUSHING 546844 (11083)	EA	1									60	4
X1		DOWEL 14974 (11083)	EA	1									60	5
X1		PLUG, ASSEMBLY 5L5460 (11083)	EA	1									60	6
X1	3110-277-0337	BEARING MS17131-9 (96906)	EA	1									60	7
X1	3120-881-9440	BEARING, FUEL PUMP 5L5276 (11083)	EA	1									60	8
X1	3110-151-9393	BEARING, NEEDLE MS17131-19 (96906)	EA	1									60	9
X1	2910-836-3788	GEAR 6L8457 (11083)	EA	1									60	10
X1	3120-881-9433	BEARING, FUEL PUMP 5L5263 (11083)	EA	1									60	11
X1	2990-481-3648	BUSHING 6L8441 (11083)	EA	1									60	12
X1		WASHER 6L8436 (11083)	EA	1									60	13
X1		PLUG 287457 (11083)	EA	1									60	14
X1		PLUG 287409 (11083)	EA	1									60	15
X2F		COVER 2H1191 (11083)	EA	1									60	16
P F	5306-226-4826	BOLT, MACHINE 282695 (11083)	EA	2	*	*	*	*	*	*	*	*	60	17
P F	5310-514-6849	WASHER, LOCK 384505 (11083)	EA	2	*	*	*	*	*	*	*	*	60	18
X1	5330-479-2844	GASKET 6L3398 (11083) (PART OF KIT, FSN 2815-873-1071)	EA	1									60	19
P F	5310-637-3926	WASHER 5F548 (11083)	EA	1	*	*	*	*	*	*	*	*	60	20
P F	5330-920-6924	RING 1H1023 (11083)	EA	1	*	*	2	*	*	2	8	5	60	21
X2F		BOLT S1616 (11083)	EA	1									60	22
X2F	2815-371-3515	LOCK 7F2836 (11083)	EA	2									60	23
X2F		LEVER 6L1594 (11083)	EA	1									60	24
P F	5315-074-3573	KEY 188704 (11083)	EA	2	*	*	*	*	*	*	*	*	60	25

(1) SMR CODE	(2) FEDERAL STOCK NUMBER	(3) DESCRIPTION  REF NUMBER & MFR CODE	(4) USABLE ON CODE	(5) UNIT OF MEAS	(6) QTY INC IN UNIT	(6) 30-DAY DS MAINT ALLOWANCE			(7) 30-DAY GS MAINT ALLOWANCE			(8) 1-YR ALW PER 100 EQUIP CNTGY	(9) DEPOT MAINT ALW PER 100 EQUIP	(10) ILLUS- TRATION	
						(a)	(b)	(c)	(a)	(b)	(c)			(a)	(b)
						1-20	21-50	51-100	1-20	21-50	51-100			FIG. NO.	ITEM NO.
P F		ROLLER 8L5726 (11083)		EA	1	*	*	*	*	*	*	5	2	60	26
X2F		PIN 4L7622 (11083)		EA	1									60	27
X2F	2815-386-2822	WASHER 1F1588 (11083)		EA	1									60	28
P F	5315-839-2326	PIN, COTTER 3B4607 (11083)		EA	2	*	*	*	*	*	*	*	*	60	29
P F		ROLLER 4L7624 (11083)		EA	1	*	*	*	*	*	*	5	2	60	30
X2F		WASHER 8H9620 (11083)		EA	1									60	31
P F	5315-423-9512	PIN 581133 (11083)		EA	1	*	*	2	*	*	2	8	5	60	32
X2F		LEVER 5L5763 (11083)		EA	1									60	33
P F	5310-276-8718	WASHER, FLAT 2B4219 (11083)		EA	3	*	*	*	*	*	*	*	*	60	34
P F		SHAFT 6L1592 (11083)		EA	1	*	*	*	*	*	*	5	2	60	35
P F	3830-586-5103	PIN, ROLL 6H3956 (11083)		EA	1	*	*	2	*	*	2	8	5	60	36
X1	2990-858-6201	SEAL, PLAIN ENCASED 8H9180 (11083) (PART OF KIT, FSM 2815-873-4071)		EA	1									60	37
P F	5340-465-5178	SPRING 5L6946 (11083)		EA	1	2	2	3	2	2	3	32	10	60	38
X2F		LEVER 6L1593 (11083)		EA	1									60	39
X2F		BOLT 9F6580 (11083)		EA	1									60	40
X2F		BOLT, ASSEMBLY 5L8155 (11083)		EA	1									60	41
P F	5306-260-4508	BOLT, MACHINE 51594 (11083)		EA	3	*	*	*	*	*	*	*	*	60	42
X1	5330-479-2842	GASKET 5L9809 (11083) (PART OF KIT, FSM 2815-873-4071)		EA	1									60	43
P F	5310-514-6849	WASHER, LOCK 3B4506 (11083)		EA	5	*	*	*	*	*	*	*	*	60	44
P F	5306-637-4956	BOLT, MACHINE 51588 (11083)		EA	2	*	*	*	*	*	*	*	*	60	45
X2F		COVER 5L9795 (11083)		EA	1									60	46
X1	5330-479-2841	GASKET 4L7632 (11083) (PART OF KIT, FSM 2815-873-4071)		EA	1									60	47
P F	5306-423-8194	BOLT, MACHINE 1A2029 (11083)		EA	3	*	*	*	*	*	*	*	*	60	48
P F	5305-423-9003	SCREW, CAP, HEXAGON HEAD 3B1915 (11083)		EA	4	*	*	*	*	*	*	*	*	60	49
P F	4730-289-1242	FITTING 3B8995 (11083)		EA	1	*	*	*	*	*	*	*	*	60	50

(1) SMR CODE	(2) FEDERAL STOCK NUMBER	(3) DESCRIPTION  REF NUMBER & MFR CODE	(4) USABLE ON CODE	(5) UNIT OF MEAS	(6) 30-DAY DS MAINT ALLOWANCE	(7) 30-DAY GS MAINT ALLOWANCE			(8) 1-YR ALW PER 100 EQUIP CNTGY	(9) DEPOT MAINT ALW PER 100 EQUIP	(10) ILLUS- TRATION				
						(a)					(b)			(a)	(b)
						1-20	21-50	51-100			1-20	21-50	51-100	FIG. NO.	ITEM NO.
X2F	2930-997-6089	TUBING 4S8385 (11083)		EA	1						60	51			
P F	2990-481-3650	SLEEVE 5L2287 (11083)		EA	1	*	2	2	*	2	2	20	50	60	52
P F	5305-429-2297	SCREW, CAP, HEXAGON HEAD S1571 (11083)		EA	3	*	*	*	*	*	*	*	*	60	53
P F	5310-894-5145	NUT, PLAIN, HEXAGON 1D4717 (11083)		EA	3	*	*	*	*	*	*	*	*	60	54
P F	5310-514-6849	WASHER, LOCK 3B4506 (11083)		EA	17	*	*	*	*	*	*	*	*	60	55
P F	4730-924-7886	PLUG 5M6214 (11083)		EA	1	*	*	*	*	*	*	*	*	60	56
P F	4730-287-3279	PLUG 5M6213 (11083)		EA	3	*	*	*	*	*	*	*	*	60	57
P F	4730-882-8621	ELBOW, PIPE TO TUBE 3B8998 (11083)		EA	1	*	*	*	*	*	*	*	*	60	58
P F	5340-715-1152	RING MS16624-1037 (96906)		EA	1	*	*	2	*	*	2	8	5	60	59
X2F		PLATE 5L6134 (11083)		EA	1									60	60
P F	5340-479-2838	PLUNGER 6L1591 (11083)		EA	1	*	*	*	*	*	*	5	2	60	61
P F	5360-479-2831	SPRING 5L2268 (11083)		EA	1	*	2	2	*	2	2	16	10	60	62
P F	2990-481-3649	RETAINER 5L2269 (11083)		EA	1	*	*	2	*	*	2	8	5	60	63
P F	5306-423-9003	BOLT, MACHINE 1A2029 (11083)		EA	3	*	*	*	*	*	*	*	*	60	64
X2F		BOLT 5H9990 (11083)		EA	1									60	65
P F	5306-226-4826	BOLT, MACHINE 2B2695 (11083)		EA	3	*	*	*	*	*	*	*	*	60	66
X2F	2815-423-8767	LOCK 2A5328 (11083)		EA	3									60	67
X1	5330-479-2839	GASKET 4L7631 (11083) (PART OF KIT, FSN 2815-873-4071)		EA	1									60	68
P F	5306-263-7301	BOLT, MACHINE S1594 (11083)		EA	8	*	*	*	*	*	*	*	*	60	69
X1	2940-599-2938	PACKING, PREFORMED 8F9206 (11083) (PART OF KIT, FSN 2815-873-4071)		EA	2									60	70
X2F		TUBE ASSEMBLY 4L7614 (11083)		EA	1									60	71
P F	3020-466-1947	PINION ASSEMBLY 7L433 (11083)		EA	1	*	*	2	*	*	2	8	5	60	72
P F	5365-470-6217	RING, LOCK 5L2931 (11083)		EA	2	*	2	2	*	2	2	16	10	60	73
X2F		COUPLING 4L4662 (11083)		EA	1									60	74
P F	5306-423-9003	BOLT, MACHINE 1A2029 (11083)		EA	4	*	*	*	*	*	*	*	*	60	75
X2F		LOCK 4L7823 (11083)		EA	2									60	76

(1) SMR CODE	(2) FEDERAL STOCK NUMBER	(3) DESCRIPTION  REF NUMBER & MFR CODE	(4) USABLE ON CODE	(5) UNIT OF MEAS	(6) 30-DAY DS MAINT ALLOWANCE	(7) 30-DAY GS MAINT ALLOWANCE			(8) 1-YR ALW PER 100 EQUIP CNTGY	(9) DEPOT MAINT ALW PER 100 EQUIP	(10) ILLUS- TRATION				
						(a)	(b)	(c)			(a)	(b)	(c)	(a)	(b)
						1-20	21-50	51-100			1-20	21-50	51-100	FIG. NO.	ITEM NO.
P F	5310-423-8150	WASHER, FLAT 7431 (11083)		EA	*	*	*	*	*	*	60	77			
P F		GEAR: 46 TEETH 4L4619 (11083)		EA	1	*	*	*	5	2	60	78			
X2F	2530-371-3512	LOCK 7B9514 (11083)		EA	2						60	79			
X2F		PLATE 4L5716 (11083)		EA	1						60	80			
X2F		SHIM 4L5721 (11083)		EA	1						60	81			
P F	5306-814-6597	BOLT, MACHINE S1617 (11083)		EA	4	*	*	*	*	*	60	82			
P F	5310-010-3320	WASHER, LOCK 3B4505 (11083)		EA	4	*	*	*	*	*	60	83			
P F	5330-479-2845	GASKET 6L5306 (11083)		EA	2	3	5	7	3	5	7	120	200		
X2F		COVER 7F2777 (11083)		EA	2						60	85			
P F	5306-260-4506	SCREW, CAP, HEXAGON HEAD S1591 (11083)		EA	2	*	*	*	*	*	60	86			
P F		SHAFT 4L3846 (11083)		EA	1	*	*	*	*	5	2	60	87		
P F	5315-944-7037	KEY 5H2532 (11083)		EA	1	*	*	*	*	*	60	88			
P F	2910-836-3795	GEAR, FUEL PUMP 5L7522 (11083)		EA	1	*	*	2	*	2	8	5	60	89	
X2F		NUT 4L5725 (11083)		EA	1						60	90			
X2F		LOCK 4L7854 (11083)		EA	1						60	91			
P F		GEAR: 80 TEETH 4L3816 (11083)		EA	1	*	*	*	*	5	2	60	92		
X2F		BLOCK 5L2491 (11083)		EA	1						60	93			

(1) SMR CODE	(2) FEDERAL STOCK NUMBER	(3) DESCRIPTION  USABLE ON CODE  REF NUMBER & MFR CODE	(4) UNIT OF MEAS	(5) QTY INC IN UNIT	(6) 30-DAY DS MAINT ALLOWANCE			(7) 30-DAY GS MAINT ALLOWANCE			(8) 1-YR ALW PER 100 EQUIP CNTGY	(9) DEPOT MAINT ALW PER 100 EQUIP	(10) ILLUS- TRATION	
					(a)	(b)	(c)	(a)	(b)	(c)			(a)	(b)
					1-20	21-50	51-100	1-20	21-50	51-100			FIG. NO.	ITEM NO.
		GROUP 27 - WATER LINES												
P O	5306-423-8194	BOLT, MACHINE; ELBOW TO REGULAR HOUSING 1A2029 (11083)	EA	4	*	*	*	*	*	*	*	*	61	1
P O	5310-514-6849	WASHER, LOCK; ELBOW TO REGULATOR HOUSING 3B4506 (11083)	EA	4	*	*	*	*	*	*	*	*	61	2
P O	4730-936-3143	ELBOW; PIPE TO HOUSING 4L6731 (11083)	EA	1	*	*	*	*	*	*	5	2	61	3
XI	2930-976-9164	GASKET 4L8128 (11083) (PART OF KIT, P/N 130616 (11083) AND KIT, FSN 2815-873-4072	EA	5									61	4
P O	5306-637-4956	BOLT, MACHINE; PIPE TO BOX 31588 (11083)	EA	4	*	*	*	*	*	*	*	*	61	5
P O	5310-514-6849	WASHER, LOCK; PIPE TO BOX 3B4506 (11083)	EA	4	*	*	*	*	*	*	*	*	61	6
P20		PIPE; ELBOW TO BOX 4L8734 (11083)	EA	1	*	*	*	*	*	*	5	2	61	7
XI	5330-869-6562	PACKING PREFORMED; ELBOW TO PIPE 9A4217 (11083)	EA	1									61	8
P O	5306-637-4956	BOLT, MACHINE; ELBOW MTG 31588 (11083)	EA	2	*	*	*	*	*	*	*	*	61	9
P O	5310-514-6849	WASHER, LOCK; ELBOW MTG 3B4506 (11083)	EA	2	*	*	*	*	*	*	*	*	61	10
XI	5330-479-2843	GASKET; ELBOW AND TUBE MTG 6L5366 (11083) (PART OF KIT, P/N 130616 (11083))	EA	2									61	11
P20		TUBE ASSEMBLY 4L7860 (11083)	EA	1	*	*	*	*	*	*	5	2	61	12
P O	4730-278-4596	FITTING 3B8996 (11083)	EA	1	*	*	*	*	*	*	*	*	61	13
P O	4730-406-6575	ELBOW; TUBE TO REGULATOR HOUSING 4L6826 (11083)	EA	1	*	*	*	*	*	*	*	*	61	14
XI	5330-869-6574	SEAL O RING 6L1650 (11083) (PART OF KIT, P/N 130616 (11083))	EA	2									61	15
P O	5306-423-8194	BOLT, MACHINE; TUBE ASSEMBLY TO REGULATOR HOUSING 1A2029 (11083)	EA	2	*	*	*	*	*	*	*	*	61	16
P O	5310-514-6849	WASHER, LOCK; TUBE ASSEMBLY TO REGULATOR HOUSING 3B4506 (11083)	EA	2	*	*	*	*	*	*	*	*	61	17
P20		TUBE ASSEMBLY; ELBOW TO REGULATOR HOUSING 4L7888 (11083)	EA	1	*	*	*	*	*	*	5	2	61	18
XI	5330-869-6566	PACKING, PREFORMED; ELBOW TO TUBE ASSEMBLY 9A9647 (11087) (PART OF KIT, P/N 130616 (11083))	EA	1									61	19
P O	4720-403-0824	HOSE 9A5242 (11083)	EA	2	2	2	3	2	2	3	40	50	61	20
P O	5306-260-4508	BOLT, MACHINE; BOX TO REGULATOR HOUSING 31594 (11083)	EA	4	*	*	*	*	*	*	*	*	61	21

(1) SMR CODE	(2) FEDERAL STOCK NUMBER	(3) DESCRIPTION  REF NUMBER & MFR CODE	(4) USABLE ON CODE	(5) UNIT OF MEAS	(6) 30-DAY D5 MAINT ALLOWANCE	(7) 30-DAY G5 MAINT ALLOWANCE	(8) 1-YR ALW PER 100 EQUIP CNTGY	(9) DEPOT MAINT ALW PER 100 EQUIP	(10) ILLUS- TRATION							
									(a)			(b)			(a)	(b)
									1-20	21-50	51-100	1-20	21-50	51-100	FIG. NO.	ITEM NO.
P O	5310-514-6849	WASHER, LOCK: BOX TO REGULATOR HOUSING 3B4506 (11086)		EA	4	*	*	*	*	*	*	61	22			
X20		BOX 5L2508 (11083)		EA	1							61	23			
P O	5305-273-9308	SCREW, CAP, HEXAGON HEAD: COVER MTG S509 (11083)		EA	8	*	*	*	*	*	*	61	24			
P O	5310-514-6849	WASHER, LOCK: COVER MTG 3B4506 (11083)		EA	8	*	*	*	*	*	*	61	25			
X20		COVER 4L8728 (11083)		EA	2							61	26			
P O	4730-471-0147	CLAMP: HOSE 6L4552 (11083)		EA	4	2	2	3	2	2	3	32	40	61	27	
X20		TUBE 5L3544 (11083)		EA	1							61	28			
X20		TUBE 5L3543 (11083)		EA	1							61	29			
P O	4730-846-2641	FITTING TEE 3B8994 (11083)		EA	1	*	*	*	*	*	*	61	30			
X20		TUBE 5L3542 (11083)		EA	1							61	31			
P O	4730-931-8537	ELBOW: TUBE TO MANIFOLD 308884 (11083)		EA	2	*	*	*	*	*	*	61	32			
P20	4730-121-0237	BUSHING: TUBE TO MANIFOLD 3B7724 (11083)		EA	2	*	*	*	*	*	*	5	2	61	33	
P O	5306-637-4956	BOLT, MACHINE: ELBOW TO ELBOW S1588 (11083)		EA	2	*	*	*	*	*	*	61	34			
P O	5310-514-6849	WASHER, LOCK: ELBOW TO ELBOW 3B4506 (11083)		EA	2	*	*	*	*	*	*	61	35			
P O	5330-479-2852	GASKET: ELBOW 6L5304 (11083)		EA	1	2	3	5	2	3	5	60	100	61	36	
P O	5306-260-4506	BOLT, MACHINE: ELBOW LUG S1591 (11083)		EA	1	*	*	*	*	*	*	61	37			
P O	5310-514-6849	WASHER, LOCK 3B4506 (11083)		EA	1	*	*	*	*	*	*	61	38			
X20		LUG 9F8596 (11083)		EA	1							61	39			
X20		SPACER 1F3981 (11083)		EA	1							61	40			
P O	4730-936-3138	ELBOW 4L6234 (11083)		EA	1	*	*	*	*	*	*	5	2	61	41	
P O	5305-423-9003	SCREW, CAP, HEXAGON HEAD: ELBOW MTG 3B1915 (11083)		EA	8	*	*	*	*	*	*	61	42			
P O	5310-514-6849	WASHER, LOCK: ELBOW MTG 3B4506 (11083)		EA	8	*	*	*	*	*	*	61	43			
P O	4730-493-1928	ELBOW, WATER PUMP INLET 4L6233 (11083)		EA	1	*	*	*	*	*	*	5	2	61	44	
1	2815-979-4514	GASKET: ELBOW MTG 4L7885 (11083) (PART OF KIT, FSN 2815-873-4072)		EA	1							61	45			
O	4730-936-3144	ELBOW 4L6232 (11083)		EA	1	*	*	*	*	*	*	5	2	61	46	

(1) SMR CODE	(2) FEDERAL STOCK NUMBER	(3) DESCRIPTION  REF NUMBER & MFR CODE	(4) USABLE ON CODE	(5) UNIT OF MEAS	(6) 30-DAY DS MAINT ALLOWANCE	(7) 30-DAY GS MAINT ALLOWANCE			(8) 1-YR ALW PER 100 EQUIP CNTGY	(9) DEPOT MAINT ALW PER 100 EQUIP	(10) ILLUS- TRATION				
						(a)	(b)	(c)			(a)	(b)	(c)	(a)	(b)
						1-20	21-50	51-100			1-20	21-50	51-100	FIG. NO.	ITEM NO.
X1	2930-976-8988	GASKET; ELBOW MTG 4L5832 (11083) (PART OF KIT, FSNs 2815-873-4072 AND 2815-122-9679)		EA	1							61	47		
P O	5306-426-2932	BOLT, MACHINE; ELBOW MTG 51619 (11083)		EA	6	*	*	*	*	*	*	61	48		
P O	5310-514-6849	WASHER, LOCK; ELBOW MTG 3B4506 (11083)		EA	6	*	*	*	*	*	*	61	49		
X1	2930-976-9157	GASKET; ELBOW TO BLOCK 4L6216 (11083) (PART OF KIT, FSN 2815-873-4072)		EA	1							61	50		
P O	4730-011-3176	PLUG; ELBOW 3J5389 (11083)		EA	1	*	*	*	*	*	5	2	61	51	
P20	4730-128-9745	ELBOW 4L6215 (11083)  GROUP 28 - WATER AND AIR SHUTOFF		EA	1	*	*	*	*	*	5	2	61	52	
P O	2990-450-6566	SHUTOFF WATER TEMPERATURE GROUP 5L5947 (11083)		EA	1	*	*	2	*	*	2	8	5	62	
P O	4730-203-2866	FITTING; TUBE TO VALVE 1898W595 (78500)		EA	1	*	*	*	*	*	*	*	62	1	
X20		CLIP; TUBE MTG 602-A (11083)		EA	2								62	2	
P O	4730-203-2866	FITTING; TUBE TO SHUTOFF COVER 1898W595 (78500)		EA	1	*	*	*	*	*	*	*	62	3	
X20		TUBE; VALVE TO SAFETY SHUTOFF CONTROL 5L5894 (11083)		EA	1								62	4	
P O	2950-118-4993	FITTING; TO SHUTOFF DRAIN 1L1118 (11083)		EA	1	*	*	*	*	*	*	*	62	5	
P20	4730-871-1288	ELBOW; TUBE TO VALVE 2H9866 (11083)		EA	1	*	*	*	*	*	*	*	62	6	
X20		TUBE; VALVE TO DRAIN 5L5895 (11083)		EA	1								62	7	
P O	2930-593-1186	VALVE 4L7108 (11083)		EA	1	*	*	2	*	*	2	8	10	62	8
P O	2990-449-7121	SHUTOFF AIR ACTUATED RACK 5L6639 (11083)		EA	1	*	*	*	*	*	*	8	5	63	
X20		BOLT; CUP MTG 4B9365 (11083)		EA	4								63	1	
P O	5310-514-8852	WASHER, LOCK; CUP MTG 3B4504 (11083)		EA	4	*	*	*	*	*	*	*	63	2	
X20		CUP 3L4377 (11083)		EA	1								63	3	
P O	2815-871-0770	GASKET; CUP TO CYLINDER 3L4376 (11083)		EA	1	2	3	7	2	3	7	80	100	63	4
P O	2990-499-7126	CYLINDER 3L4374 (11083)		EA	1	*	2	2	*	2	2	12	5	63	5
P O	2815-869-3100	SPRING 5L5651 (11083)		EA	1	*	2	2	*	2	2	12	5	63	6
X20		SHAFT 5L6636 (11083)		EA	1								63	7	
X20		SPACER 3L8144 (11083)		EA	1								63	8	
P O	5315-234-1650	PIN, COTTER 3B4604 (11083)		EA	1	*	*	*	*	*	*	*	63	9	



(1) SMR CODE	(2) FEDERAL STOCK NUMBER	(3) DESCRIPTION  REF NUMBER & MFR CODE	(4) USABLE ON CODE	(5) UNIT OF MEAS	QTY INC IN UNIT	(6) 30-DAY DS MAINT ALLOWANCE			(7) 30-DAY GS MAINT ALLOWANCE			(8) 1-YR ALW PER 100 EQUIP CNTGY	(9) DEPOT MAINT ALW PER 100 EQUIP	(10) ILLUS- TRATION	
						(a)	(b)	(c)	(a)	(b)	(c)			(a)	(b)
						1-20	21-50	51-100	1-20	21-50	51-100			FIG. NO.	ITEM NO.
X20		WASHER 4B4863 (11083)		EA	2									63	10
P20	5315-492-6022	PIN 7B8303 (11083)		EA	1	*	*	*	*	*	*	*	*	63	11
X20		ROD END 5L6637 (11083)		EA	1									63	12
P20	5315-479-2833	PIN 1L5316 (11083)		EA	1	*	*	*	*	*	*	*	*	63	13
P20	5315-479-2832	PIN 5L6634 (11083)		EA	1	*	*	*	*	*	*	*	*	63	14
P O	2990-478-8382	GUIDE 5L6635 (11083)		EA	1	*	2	2	*	2	2	12	5	63	15
P O	3120-466-2007	BEARING 3L8138 (11083)		EA	1	*	2	2	*	2	2	12	5	63	16
X20		SUPPORT ASSEMBLY 5L6638 (11083)		EA	1									63	17
P O	5306-260-4506	SCREW, CAP, HEXAGON HEAD: SUPPORT ASSEMBLY MTG S1591 (11083)		EA	2	*	*	*	*	*	*	*	*	63	18
P O	5310-514-6849	WASHER, LOCK: SUPPORT ASSEMBLY MTG 3B4506 (11083)		EA	2	*	*	*	*	*	*	*	*	63	19
		GROUP 29 - FRONT LIFTING EYE AND BREATHER													
P O	5306-260-4506	BOLT, MACHINE: LIFTING EYE MTG S1591 (11083)		EA	6	*	*	*	*	*	*	*	*	64	1
P O	5310-514-6849	WASHER, LOCK: LIFTING EYE MTG 3B4506 (11083)		EA	10	*	*	*	*	*	*	*	*	64	2
P O	5305-429-2297	SCREW, CAP, HEXAGON HEAD: LIFTING EYE MTG S1571 (11083)		EA	8	*	*	*	*	*	*	*	*	64	3
P O	5306-285-1368	BOLT, MACHINE: LIFTING EYE MTG L1143 (11083)		EA	2	*	*	*	*	*	*	*	*	64	4
X20		SPACER 5B9627 (11083)		EA	4									64	5
X20		EYE, LIFTING 5L9372 (11083)		EA	1									64	6
P O	5310-725-7382	NUT, PLAIN, HEXAGON: BREATHER MTG 1B4203 (11083)		EA	6	*	*	*	*	*	*	*	*	65	1
P O	5310-514-6849	WASHER, LOCK: BREATHER MTG 3B4506 (11083)		EA	6	*	*	*	*	*	*	*	*	65	2
P O	2815-122-9652	BREATHER ASSEMBLY 4L8165 (11083)		EA	1	*	2	2	*	2	2	16	12	65	3
X1	2815-979-4563	GASKET: BREATHER TO COVER 4L8176 (11083) (PART OF KIT, FSN 2815-873-4071)		EA	1									65	4
P O	5306-637-4956	BOLT, MACHINE: COVER TO FUEL PUMP HOUSING S1588 (11083)		EA	3	*	*	*	*	*	*	*	*	65	5
P O	5310-514-6849	WASHER, LOCK: COVER TO FUEL PUMP HOUSING 3B4506 (11083)		EA	3	*	*	*	*	*	*	*	*	65	6
P O	5306-423-8194	BOLT, MACHINE: COVER MTG 1A2029 (11083)		EA	12	*	*	*	*	*	*	*	*	65	7
P O	5310-514-6849	WASHER, LOCK: COVER MTG 3B4506 (11083)		EA	12	*	*	*	*	*	*	*	*	65	8
X20	2815-122-9653	COVER ASSEMBLY 4L8151 (11083)		EA	1									65	9

(1) SMR CODE	(2) FEDERAL STOCK NUMBER	(3) DESCRIPTION  REF NUMBER & MFR CODE	(4) USABLE ON CODE  UNIT OF MEAS	(5) QTY INC IN UNIT	(6) 30-DAY DS MAINT ALLOWANCE			(7) 30-DAY GS MAINT ALLOWANCE			(8) 1-YR ALW PER 100 EQUIP CNTGY	(9) DEPOT MAINT ALW PER 100 EQUIP	(10) ILLUS- TRATION	
					(a)	(b)	(c)	(a)	(b)	(c)			(a)	(b)
					1-20	21-50	51-100	1-20	21-50	51-100			FIG. NO.	ITEM NO.
X1	2815-979-4813	GASKET: COVER TO FUEL PUMP HOUSING 4L8175 (11083) (PART OF KIT, FSN 2815-873-4071)	EA	1									65	10
X1	2815-979-4874	GASKET: COVER 4L8162 (11083) (PART OF KIT, FSN 2815-873-4071)	EA	1									65	11
X20		STUD: BREATHER MTG 8F683 (11083)  GROUP 30 - MANIFOLD INTAKE	EA	6									65	12
P O	5306-206-4387	BOLT, MACHINE: MANIFOLD MTG S1585 (11083)	EA	36	*	*	*	*	*	*	*	*	66	1
X20		WASHER, LOCK: MANIFOLD MTG 9B453 (11083)	EA	36									66	2
X1	5330-239-4301	GASKET: MANIFOLD MTG 4L8097 (11083) (PART OF KIT, FSN 2815-873-4072)	EA	12									66	3
P O	2815-471-0153	ELBOW: MANIFOLD TO AFTER COOLER 4L6195 (11083)	EA	2	*	*	*	*	*	*	5	2	66	4
X1	5330-239-7654	SEAL, O RING 5H6733 (11083) (PART OF KIT, P/N 1S0616 (11083) AND KIT, FSN 2815-873-4072)	EA	8									66	5
P O	5306-637-4956	BOLT, MACHINE: HOUSING TO MANIFOLD S1588 (11083)	EA	12	*	*	*	*	*	*	*	*	66	6
P O	5310-514-6849	WASHER, LOCK HOUSING TO MANIFOLD 3B4506 (11083)	EA	12	*	*	*	*	*	*	*	*	66	7
P O	2815-479-8870	HOUSING 4L6200 (11083)	EA	2	*	*	*	*	*	*	5	2	66	8
X1	5330-450-6609	GASKET: COVER 4L7890 (11083) (PART OF KIT, FSN 2815-873-4072 AND KIT, P/N 1S0616 (11083))	EA	4									66	9
P O	4730-287-3279	PLUG 5M6213 (11083)	EA	2	*	*	*	*	*	*	*	*	66	10
P O	5306-637-4956	BOLT, MACHINE: COVER MTG S1588 (11083)	EA	12	*	*	*	*	*	*	*	*	66	11
P O	5310-011-5549	WASHER, LOCK: COVER MTG 9F5644 (11083)	EA	12	*	*	*	*	*	*	*	*	66	12
P O	2815-459-5970	COVER 4L3378 (11083)	EA	2	*	*	*	*	*	*	5	2	66	13
P O	2815-479-8873	MANIFOLD INTAKE 4L6193 (11083)  GROUP 31 - TURBOCHARGER	EA	2	*	*	*	*	*	*	5	2	66	14
P O	5306-423-8194	BOLT, MACHINE: TUBE ASSEMBLY MTG 1A2029 (11083)	EA	4	*	*	*	*	*	*	*	*	67	1
P O	5310-514-6849	WASHER, LOCK: TUBE ASSEMBLY MTG 3B4506 (11083)	EA	4	*	*	*	*	*	*	*	*	67	2
X1	2815-989-3295	GASKET: TUBE ASSEMBLY MTG 1S4810 (11083) (PART OF KIT, P/N 1S0616 (11083))	EA	2									67	3
P O	5306-260-4506	SCREW, CAP, HEXAGON HEAD: TUBE ASSEMBLY MTG S1591 (11083)	EA	4	*	*	*	*	*	*	*	*	67	4
P O	5310-514-6849	WASHER, LOCK: TUBE ASSEMBLY MTG 3B4506 (11083)	EA	4	*	*	*	*	*	*	*	*	67	5

(1) SMR CODE	(2) FEDERAL STOCK NUMBER	(3) DESCRIPTION  REF NUMBER & MFR CODE	(4) USABLE ON CODE	(5) UNIT OF MEAS	(6) QTY INC IN UNIT	(6) 30-DAY DS MAINT ALLOWANCE			(7) 30-DAY GS MAINT ALLOWANCE			(8) 1-YR ALW PER 100 EQUIP CNTGY	(9) DEPOT MAINT ALW PER 100 EQUIP	(10) ILLUS- TRATION	
						(a)	(b)	(c)	(a)	(b)	(c)			(a)	(b)
						1-20	21-50	51-100	1-20	21-50	51-100			FIG. NO.	ITEM NO.
X1	2815-931-8048	GASKET; TUBE ASSEMBLY MTG 136595 (11083) ( PART OF KIT, P/N 130616 (11083))		EA	2									67	6
X2F		BOLT, MACHINE; TURBOCHARGER TO MANIFOLD 842295 (11083)		EA	8									67	7
X2F		NUT, PLAIN, HEXAGON; TURBOCHARGER TO MANIFOLD 842296 (11083)		EA	8									67	8
X1	5330-924-0048	GASKET; TURBOCHARGER TO MANIFOLD 134295 (11083) (PART OF KIT, P/N 130616 (11083) AND KIT, FSN 2815-873-4072)		EA	2									67	9
P F R	2950-690-7124	TURBOCHARGER ASSEMBLY 232489 (11083) (INCLUDES COMPONENTS OF CARTRIDGE ASSEMBLY, FSN 2950-118-1231)		EA	2	2	2	2	2	2	2	24	12	67	
P F	5310-087-6875	NUT LOCK; CLAMP 749918 (11083)		EA	1	*	*	*	*	*	*	*	*	67	10
X2F		CLAMP 251304 (11083)		EA	1									67	11
X2H		COVER 251298 (11083)		EA	1									67	12
X1	5330-924-0137	SEAL, O RING 949545 (11083)		EA	1									67	13
X1		NUT; WHEEL MTG 446012 (11083)		EA	1									67	14
X1	2950-086-1775	WHEEL 251302 (11083)		EA	1									67	15
X1	5340-920-7465	SHIM; .003 IN. THK 847167 (11083)		EA	1									67	16
X1	5340-920-7464	SHIM; .005 IN. THK 847168 (11083)		EA	1									67	16
X1	5340-920-7466	SHIM; .010 IN. THK 847169 (11083)		EA	1									67	16
X1	5330-984-4826	RING 251307 (11083)		EA	1									67	17
X1	5340-118-0142	INSERT 251305 (11083)		EA	1									67	18
X1	2990-970-7553	SLEEVE 749908 (11083)		EA	1									67	19
X1	2990-858-6206	RING 446013 (11083)		EA	2									67	20
X1	5330-983-5989	SEAL, O RING 351427 (11083)		EA	1									67	21
X1		BOLT 749910 (11083)		EA	3									67	22
X1	2990-970-7558	PLATE, LOCK 749919 (11083)		EA	3									67	23
X1	3120-893-6039	BEARING 251186 (11083)		EA	1									67	24
X1	2950-118-8535	RING 251185 (11083)		EA	1									67	25
X1	2815-850-3834	DEFLECTOR 251308 (11083)		EA	1									67	26
X1	2990-087-2704	SPACER 749923 (11083)		EA	1									67	27

(1) SMR CODE	(2) FEDERAL STOCK NUMBER	(3) DESCRIPTION  REF NUMBER & MFR CODE	(4) USABLE ON CODE	(5) UNIT OF MEAS	(6) 30-DAY DS MAINT ALLOWANCE	(7) 30-DAY GS MAINT ALLOWANCE	(8) 1-YR ALW PER 100 EQUIP CNTGY	(9) DEPOT MAINT ALW PER 100 EQUIP	(10) ILLUS- TRATION							
									(a)		(b)		(c)		FIG. NO.	ITEM NO.
									1-20	21-50	51-100	1-20	21-50	51-100		
X1	2950-118-8535	RING 2S1185 (11083)		EA	1						67	28				
X1	2950-118-4998	SPACER 2S1310 (11083)		EA	1						67	29				
X1	2910-858-8171	BEARING 7M7613 (11083)		EA	1						67	30				
X1	2950-920-8227	RING 7M7611 (11083)		EA	1						67	31				
X1		BOLT: DRILLED HEAD 1S7115 (11083)		EA	2						67	32				
X1		BOLT 1S7114 (11083)		EA	6						67	33				
X1	2950-118-4997	PLATE, LOCK 9M9939 (11083)		EA	4						67	34				
X1		HOUSING 2S1309 (11083)		EA	1						67	35				
X1	2950-920-8227	RING 7M7611 (11083)		EA	2						67	36				
X1	2910-858-8171	BEARING 7M7613 (11083)		EA	1						67	37				
X1		PLATE 9M9938 (11083)		EA	1						67	38				
X1	5340-598-1430	RING 4M6990 (11083)		EA	1						67	39				
X1	2990-858-6206	RING 4M8013 (11083)		EA	2						67	40				
X1	2950-086-1794	SHAFT AND WHEEL ASSEMBLY 2S1530 (11083)		EA	1						67	41				
P F	2950-118-1226	NOZZLE 9M9928 (11083)		EA	1		2	2	2	24	16	67	42			
X2F		HOUSING 2S1299 (11083)		EA	1							67	43			
P F	5306-260-4506	SCREW, CAP, HEXAGON HEAD: ELBOW TO AFTERCOOLER 51591 (11083)		EA	32	*	*	*	*	*	*	68	1			
P F	5310-531-8665	WASHER, FLAT: ELBOW TO AFTERCOOLER 583850 (11083)		EA	32	*	*	*	*	*	*	68	2			
P F	5310-514-6849	WASHER, LOCK: ELBOW TO AFTERCOOLER 3B4506 (11083)		EA	32	*	*	*	*	*	*	68	3			
P F	5310-894-5145	NUT, PLAIN, HEXAGON: ELBOW TO AFTERCOOLER 1D4717 (11083)		EA	32	*	*	*	*	*	*	68	4			
X1	2950-118-5006	GASKET 4L9169 (11083) (PART OF KIT, FSN 2815-873-4072)		EA	4							68	5			
X1	2950-118-5012	SEAL, O RING 6L8167 (11083) (PART OF KIT, P/N 1S0616 (11083))		EA	2							68	6			
P2F	2950-118-4994	PIPE: AFTERCOOLER TO TURBOCHARGER 5L3144 (11083)		EA	2	*	*	*	*	*	5	2	68	7		
X1	2950-118-5013	SEAL, O RING 6L8166 (11083) (PART OF KIT, P/N 1S0616 (11083))		EA	2								68	8		
P2F	2950-118-5002	ELBOW: AFTERCOOLER TO MANIFOLD 5L3143 (11083)		EA	2	*	*	*	*	*	5	2	68	9		
P2F	2950-118-5009	ELBOW: RH AFTERCOOLER TO TURBOCHARGER 5L3145 (11083)		EA	1	*	*	*	*	*	5	2	68	10		

(1) MFR CODE	(2) FEDERAL STOCK NUMBER	(3) DESCRIPTION  REF NUMBER & MFR CODE	(4) USABLE ON CODE	(5) UNIT OF MEAS	(6) QTY INC IN UNIT	(8) 30-DAY DS MAINT ALLOWANCE			(7) 30-DAY OS MAINT ALLOWANCE			(8) 1-YR ALW PER 100 EQUIP CNTQY	(9) DEPOT MAINT ALW PER 100 EQUIP	(10) ILLUS- TRATION	
						(a)	(b)	(c)	(a)	(b)	(c)			(a)	(b)
						1-20	21-80	81-100	1-20	21-80	81-100			1-20	21-80
P2F	2950-118-8331	ELBOW; LH AFTERCOOLER TO TURBOCHARGER 5L3146 (11083)		EA	1	*	*	*	*	*	*	5	2	68	10
X2F		TUBE; TURBOCHARGER TO LUBRICATION VALVE 6L2810 (11083)		EA	1									68	11
P F	2950-118-4993	FITTING 1L1118 (11083)		EA	4	*	*	*	*	*	*	5	2	68	12
X2F		TUBE; TURBOCHARGER TO LUBRICATION VALVE 6L2809 (11083)		EA	1									68	13
		GROUP 32 - EXHAUST PIPE AND EXHAUST MANIFOLD													
P F	5306-260-4508	BOLT, MACHINE; EXTENSION MTG 51594 (11083)		EA	8	*	*	*	*	*	*	*	*	69	1
P F	5310-828-7334	NUT, PLAIN, HEXAGON; EXTENSION MTG 185357 (11083)		EA	8	*	*	*	*	*	*	*	*	69	2
P F	5310-524-0260	LOCK PLATE 281738 (11083)		EA	8	20	40	80	20	40	80	960	800	69	3
P2F	2950-118-8532	EXTENSION 5L4182 (11083)		EA	1	*	*	*	*	*	*	5	2	69	4
X1	2950-118-8530	GASKET; EXTENSION MTG 5L3773 (11083) (PART OF KIT, FSN 2815-873-4072 AND KIT, P/N 130616 (11083))		EA	1									69	5
P F	5306-263-8978	BOLT, MACHINE; EXHAUST MTG 51587 (11083)		EA	4	*	*	*	*	*	*	*	*	69	6
P F	5310-828-7334	NUT, PLAIN, HEXAGON; EXHAUST MTG 185357 (11083)		EA	4	*	*	*	*	*	*	*	*	69	7
P F	2950-118-8527	COUPLING 5L9738 (11083)		EA	2	2	2	2	2	2	2	24	10	69	8
P F	2950-118-8529	RING 6L2961 (11083)		EA	4	2	3	5	2	3	5	60	40	69	9
P F	2950-118-8528	RING EXPANDER 6L2960 (11083)		EA	4	2	3	5	2	3	5	60	40	69	10
X2F		PLUG, DRAIN 98887 (11083)		EA	2									69	11
P2F	2950-442-9739	PIPE, EXHAUST 5L4172 (11083)		EA	1	*	*	*	*	*	*	5	2	69	12
P F		BOLT, MACHINE; SUPPORT MTG, 5/8-11 THD SIZE, 2 1/2 IN. LG L1169 (11083)		EA	6	*	*	*	*	*	*	*	*	69	13
P F	5310-187-5340	WASHER, FLAT; SUPPORT MTG 485275 (11083)		EA	1	*	*	*	*	*	*	*	*	69	14
P F	5310-514-6841	WASHER, LOCK; SUPPORT MTG 384510 (11083)		EA	6	*	*	*	*	*	*	*	*	69	15
P F	5305-260-4505	SCREW, CAP, HEXAGON HEAD; TRUNNION MTG 31590 (11083)		EA	4	*	*	*	*	*	*	*	*	69	16
P F	5310-011-7062	NUT, PLAIN, HEXAGON; TRUNNION MTG 104717 (11083)		EA	4	*	*	*	*	*	*	*	*	69	17
X2F		LOCK; TRUNNION MTG 9M1367 (11083)		EA	4									69	18
X2F		PLATE 5L9855 (11083)		EA	4									69	19
X2F		TRUNNION 5L9854 (11083)		EA	2									69	20

(1) SMR CODE	(2) FEDERAL STOCK NUMBER	(3) DESCRIPTION  REF NUMBER & MFR CODE	(4) USABLE ON CODE  UNIT OF MEAS	(5) QTY INC IN UNIT	(6) 30-DAY DS MAINT ALLOWANCE			(7) 30-DAY GS MAINT ALLOWANCE			(8) 1-YR ALW PER 100 EQUIP CNTGY	(9) DEPOT MAINT ALW PER 100 EQUIP	(10) ILLUS- TRATION	
					(a)	(b)	(c)	(a)	(b)	(c)			(a)	(b)
					1-20	21-50	51-100	1-20	21-50	51-100			FIG. NO.	ITEM NO.
X2F		SUPPORT: LEFT HAND 6L8826 (11083)	EA	1									69	21
X2F		SUPPORT: RIGHT HAND 6L8825 (11083)	EA	1									69	22
X2F		EYE: LIFTING 8L5869 (11083)	EA	1									69	23
P F	4730-122-3969	PLUG, PIPE 1B5174 (11083)	EA	1	*	*	*	*	*	*	*	*	69	24
P F	5306-426-2974	BOLT: COVER MTG T65 (11083)	EA	12	*	*	*	*	*	*	*	*	70	1
P F	5310-514-6849	WASHER, LOCK: COVER MTG 3B4506 (11083)	EA	12	*	*	*	*	*	*	*	*	70	2
P2F	2815-459-5973	COVER: HOUSING 6L1880 (11083)	EA	2	*	*	*	*	*	*	5	2	70	3
X1	5330-450-6608	GASKET: COVER TO HOUSING 4L7907 (11083) (PART OF KIT, FSN 2815-873-4072 AND KIT, P/N 1S0616 (11083))	EA	2									70	4
P F	2815-406-6599	REGULATOR 6L5851 (11083)	EA	4	2	2	2	2	2	2	24	10	70	5
P F	5330-567-0000	SEAL: REGULATOR 4L8098 (11083)	EA	4	14	28	56	14	28	56	672	400	70	6
P2F	4730-423-8887	PLUG, MACHINE: HOUSING 2B5803 (11083)	EA	2	*	*	*	*	*	*	*	*	70	7
P F	5340-197-5335	GASKET: PLUG 3376A (11083)	EA	2	2	2	2	2	2	2	24	16	70	8
P F	5310-894-5145	NUT, PLAIN, HEXAGON: HOUSING MTG, LH AND RH 1D4717 (11083)	EA	18	*	*	*	*	*	*	*	*	70	9
P F	5310-514-6849	WASHER, LOCK: HOUSING MTG, LH AND RH 3B4506 (11083)	EA	18	*	*	*	*	*	*	*	*	70	10
P F	5306-260-4506	BOLT, MACHINE: HOUSING MTG S1591 (11083)	EA	12	*	*	*	*	*	*	*	*	70	11
P F	2815-479-8872	HOUSING ASSEMBLY: RH 4L8101 (11083)	EA	1	*	*	*	*	*	*	5	2	70	12
X1	2930-633-8046	FERRULE 2H1193 (11083)	EA	1										
X1		STUD: HOUSING TO EXHAUST MANIFOLD 2M1538 (11083)	EA	3										
P F		HOUSING ASSEMBLY: LH 4L8102 (11083)	EA	1	*	*	*	*	*	*	5	2	70	12
X1	2930-633-8046	FERRULE 2H1193 (11083)	EA	1										
X1		STUD: HOUSING TO MANIFOLD 2M1538 (11083)	EA	3										
X1	5330-450-6607	GASKET: MANIFOLD TO HOUSING 5L8818 (11083) (PART OF KIT, FSN 2815-873-4072 AND KIT, P/N 1S0616 (11083))	EA	2									70	13
P F	5310-894-5145	NUT, PLAIN, HEXAGON: SUPPORT MTG, LH 1D4717 (11083)	EA	6	*	*	*	*	*	*	*	*	70	14
P F	5310-894-5145	NUT, PLAIN, HEXAGON: SUPPORT MTG, RH 1D4717 (11083)	EA	9	*	*	*	*	*	*	*	*	70	14
P F	5310-514-6849	WASHER, LOCK: SUPPORT MTG, LH 3B4506 (11083)	EA	6	*	*	*	*	*	*	*	*	70	15

(1) SMR CODE	(2) FEDERAL STOCK NUMBER	(3) DESCRIPTION  USABLE ON CODE  REF NUMBER & MFR CODE	(4) UNIT OF MEAS	(5) QTY INC IN UNIT	(6) 30-DAY DS MAINT ALLOWANCE			(7) 30-DAY OS MAINT ALLOWANCE			(8) 1-YR ALW PER 100 EQUIP CNTGY	(9) DEPOT MAINT ALW PER 100 EQUIP	(10) ILLUS- TRATION	
					(a)	(b)	(c)	(a)	(b)	(c)			(a)	(b)
					1-30	21-30	51-100	1-30	21-30	51-100			FIG. NO.	ITEM NO.
P F	5306-260-4506	BOLT, MACHINE; SUPPORT MTG, LH 51991 (11083)	EA	6	*	*	*	*	*	*	*	*	70	16
P F	5310-894-5145	NUT, PLAIN, HEXAGON; SUPPORT MTG, LH 104717 (11083)	EA	3	*	*	*	*	*	*	*	*	70	17
P F	5310-514-6849	WASHER, LOCK; SUPPORT MTG, LH 304506 (11083)	EA	3	*	*	*	*	*	*	*	*	70	18
P F	5306-423-9201	BOLT, MACHINE; SUPPORT MTG, LH 3373A (11083)	EA	3	*	*	*	*	*	*	*	*	70	19
X2F		SUPPORT; LH 4L6258 (11083)	EA	1									70	20
X2F		SUPPORT; RH 4L6257 (11083)	EA	1									70	20
X1	5330-450-6607	GASKET; SUPPORT TO MANIFOLD 5L0818 (11083) (PART OF KIT, FSN 2815-873-4072 AND KIT, P/N 150616 (11083))	EA	2									70	21
P F	5305-292-4965	SCREW, CAP, HEXAGON HEAD; MANIFOLD MTG V375 (11083)	EA	24	*	*	*	*	*	*	*	*	70	22
P F	5310-010-3323	WASHER, LOCK; MANIFOLD MTG 304508 (11083)	EA	24	*	*	*	*	*	*	*	*	70	23
P F		BOLT, MACHINE; MANIFOLD MTG, 1/2-13 THD SIZE, 3 1/4 IN. LG 3270A (11083)	EA	24	*	*	*	*	*	*	*	*	70	24
P F	5310-010-3323	WASHER, LOCK; MANIFOLD MTG 304508 (11083)	EA	24	*	*	*	*	*	*	*	*	70	25
P F	5310-894-5145	NUT, PLAIN, HEXAGON; MANIFOLD TO MANIFOLD 104717 (11083)	EA	18	*	*	*	*	*	*	*	*	70	26
P F	5310-514-6849	WASHER, LOCK; MANIFOLD TO MANIFOLD 304506 (11083)	EA	18	*	*	*	*	*	*	*	*	70	27
P F	5305-429-2297	SCREW, CAP, HEXAGON HEAD; MANIFOLD MANIFOLD S1571 (11083)	EA	18	*	*	*	*	*	*	*	*	70	28
X1	5330-450-6607	GASKET; MANIFOLD TO MANIFOLD 5L0818 (11083) (PART OF KIT, FSN 2815-873-4072 AND KIT, P/N 150616 (11083))	EA	2									70	29
P F	4730-278-4996	FITTING 308996 (11083)	EA	2	*	*	*	*	*	*	*	*	70	30
P F	4730-931-8537	ELBOW 308884 (11083)	EA	2	*	*	*	*	*	*	*	*	70	31
P F	4730-121-0237	BUSHING 307724 (11083)	EA	2	*	*	*	*	*	*	*	*	70	32
P F	4730-263-3122	PLUG, DRAIN 30551 (11083)	EA	10	*	*	*	*	*	*	*	*	70	33
P F	5306-423-8194	BOLT, MACHINE; ELBOW TO MANIFOLD MTG 1A2029 (11083)	EA	24	*	*	*	*	*	*	*	*	70	34
P F	5310-514-6849	WASHER, LOCK; ELBOW TO MANIFOLD MTG 304506 (11083)	EA	24	*	*	*	*	*	*	*	*	70	35
P2F		ELBOW; MANIFOLD TO HEAD 4L3307 (11083)	EA	12	*	*	*	*	*	*	5	2	70	36
X1	5330-074-3562	GASKET 4W9952 (11083) (PART OF KIT, FSN 2815-122-9678, 2815-873-4072 AND KIT, P/N 150616 (11083))	EA	12									70	37
P F	5330-869-6566	PACKING, PREFORMED; ELBOW 94067 (11083)	EA	12	37	75	150	37	75	150	1800	1200	70	38

(1) EMR CODE	(2) FEDERAL STOCK NUMBER	(3) DESCRIPTION  REF NUMBER & MFR CODE	(4) USABLE ON CODE	(5) UNIT OF MEAS	(6) QTY INC IN UNIT	(6) 30-DAY DS MAINT ALLOWANCE			(7) 30-DAY OS MAINT ALLOWANCE			(8) 1-YR ALW PER 100 EQUIP CNTGY	(9) DEPOT MAINT ALW PER 100 EQUIP	(10) ILLUS- TRATION	
						(a)	(b)	(c)	(a)	(b)	(c)			(a)	(b)
						1-20	21-50	51-100	1-20	21-50	51-100			FIG. NO.	ITEM NO.
X2F		BUSHING 3B6768 (11083)		EA	12									70	39
P F	5306-423-8117	BOLT, MACHINE: COVER MTG S1595 (11083)		EA	46	*	*	*	*	*	*	*	*	70	40
P F	5310-010-3323	WASHER, LOCK: COVER MTG 3B4508 (11083)		EA	46	*	*	*	*	*	*	*	*	70	41
P2F	2815-450-6616	COVER 4L6144 (11083)		EA	8	*	*	*	*	*	*	5	2	70	42
X1	2815-997-9752	GASKET 4L6145 (11083) (PART OF KIT, FSN 2815-873-4072 AND KIT, P/N 150616 (11083))		EA	8									70	43
X1	2815-979-4511	GASKET: MANIFOLD 4L3020 (11083) (PART OF KIT, FSN 2815-122-9678, 2815-873-4072 AND KIT, P/N 150616 (11083))		EA	12									70	44
P2F	2815-479-8875	MANIFOLD EXHAUST 4L3007 (11083)		EA	2	*	*	*	*	*	*	5	2	70	45
P2F	2815-479-8874	MANIFOLD EXHAUST 4L3008 (11083)		EA	2	*	*	*	*	*	*	5	2	70	45
P F	4730-882-8621	FITTING, ELBOW: TUBE TO SUPPORT 3B8998 (11083)		EA	1	*	*	*	*	*	*	*	*		
X1		NUT 1F1344 (11083)		EA	1										
P2F	4710-493-2889	TUBE: MANIFOLD TO AFTERCOOLER 3R5314 (11083)		EA	1	*	*	*	*	*	*	5	2		
P F	6685-460-6169	THERMOCOUPLE 1118X (01518)		EA	12	2	3	5	2	3	5	60	24		
P F	5310-852-8460	NUT, PLAIN HEXAGON: SUPPORT MTG 1D4716 (11083)		EA	2	*	*	*	*	*	*	*	*		
P F	5306-423-8117	BOLT, MACHINE: SUPPORT MTG S1595 (11083)		EA	2	*	*	*	*	*	*	*	*		
P F	5310-010-3323	WASHER, LOCK: SUPPORT MTG 3B4508 (11083)		EA	2	*	*	*	*	*	*	*	*		
X2F		SUPPORT 6L4640 (11083)		EA	2										
P F	5306-423-8194	BOLT, MACHINE: HOUSING MTG 1A2029 (11083)		EA	3	*	*	*	*	*	*	*	*		
P F	5310-514-6849	WASHER, LOCK: HOUSING MTG 3B4506 (11083)		EA	3	*	*	*	*	*	*	*	*		
P F	5305-429-2297	SCREW, CAP, HEXAGON HEAD: SUPPORT MTG S1571 (11083)		EA	3	*	*	*	*	*	*	*	*		
P F	5310-894-5145	NUT, PLAIN, HEXAGON: SUPPORT MTG 1D4717 (11083)		EA	3	*	*	*	*	*	*	*	*		
P F	5310-514-6849	WASHER, LOCK: SUPPORT MTG 3B4506 (11083)		EA	3	*	*	*	*	*	*	*	*		
		GROUP 33 - AFTERCOOLER													
P F R	2950-118-4977	AFTERCOOLER ASSEMBLY 4L7643 (11083)		EA	1	*	2	2	*	2	2	12	10	71	
P F	5306-637-4956	BOLT, MACHINE: COVER MTG S1588 (11083)		EA	4	*	*	*	*	*	*	*	*	71	1
P F	5310-514-6849	WASHER, LOCK: COVER MTG 3B4506 (11083)		EA	4	*	*	*	*	*	*	*	*	71	2



(1) SMR CODE	(2) FEDERAL STOCK NUMBER	(3) DESCRIPTION  REF NUMBER & MFR CODE	(4) USABLE ON CODE	(5) UNIT OF MEAS	(6) 30-DAY DS MAINT ALLOWANCE	(7) 30-DAY GS MAINT ALLOWANCE			(8) 1-YR ALW PER 100 EQUIP CNTGY	(9) DEPOT MAINT ALW PER 100 EQUIP	(10) ILLUS- TRATION				
						(a)	(b)	(c)			(a)	(b)	(c)	(a)	(b)
						1-20	21-50	51-100			1-20	21-50	51-100	FIG. NO.	ITEM NO.
P F	5310-930-7014	WASHER, FLAT; COVER MTG 484276 (11083)		EA	4	*	*	*	*	*	*	71	3		
P F	4730-882-8621	FITTING, ELBOW; AFTERCOOLER TO EXHAUST MANIFOLD 388998 (11083)		EA	1	*	*	*	*	*	*	71	4		
P F	5306-260-4508	BOLT, MACHINE; COVER MTG 51594 (11083)		EA	44	*	*	*	*	*	*	71	5		
P F	5310-514-6849	WASHER, LOCK; COVER MTG 384506 (11083)		EA	44	*	*	*	*	*	*	71	6		
P F	5310-930-7014	WASHER, FLAT; COVER MTG 484276 (11083)		EA	44	*	*	*	*	*	*	71	7		
X1	2950-118-4982	GASKET; COVER TO BOX 4L7900 (11083) (PART OF KIT, FSN 2815-873-4072)		EA	2							71	8		
X2F		COVER 4L6252 (11083)		EA	2							71	9		
P F	5306-240-0797	BOLT, MACHINE; COVER TO BOX MTG T573 (11083)		EA	6	*	*	*	*	*	*	71	10		
P F	5310-514-6849	WASHER, LOCK; COVER TO BOX 384506 (11083)		EA	6	*	*	*	*	*	*	71	11		
P F		BOLT; DIRECTOR MTG 3H6591 (11083)		EA	2	*	*	*	*	*	*	71	12		
P F		WASHER, LOCK; DIRECTOR MTG 3L6789 (11083)		EA	2	*	*	*	*	*	*	71	13		
X1	2950-122-9602	GASKET 4L7904 (11083) (PART OF KIT, FSN 2815-873-4072)		EA	2							71	14		
P F	2950-460-3845	DIRECTOR 4L8130 (11083)		EA	1	*	*	*	*	5	2	71	15		
P F		BOLT 6F7031 (11083)		EA	4	*	*	*	*	*	*	71	16		
P F	5310-514-6849	WASHER, LOCK 384506 (11083)		EA	4	*	*	*	*	*	*	71	17		
P F	5310-531-8665	WASHER, FLAT 583850 (11083)		EA	4	*	*	*	*	*	*	71	18		
P F		BOLT; COVER MTG 3J1588 (11083)		EA	6	*	*	*	*	*	*	71	19		
P F	5310-514-6849	WASHER, LOCK; COVER MTG 384506 (11083)		EA	6	*	*	*	*	*	*	71	20		
P F	5306-263-7301	BOLT, MACHINE; COVER MTG L1351 (11083)		EA	8	*	*	*	*	*	*	71	21		
P F	5310-270-2108	WASHER; COVER MTG 485167 (11083)		EA	8	*	*	*	*	*	*	71	22		
P F	5305-260-4506	SCREW, CAP, HEXAGON HEAD; BOX TO BASE 51591 (11083)		EA	12	*	*	*	*	*	*	71	23		
P F	5310-894-5145	NUT, PLAIN, HEXAGON; BOX TO BASE 104717 (11083)		EA	12	*	*	*	*	*	*	71	24		
P F	5310-514-6849	WASHER, LOCK; BOX TO BASE 384506 (11083)		EA	12	*	*	*	*	*	*	71	25		
P F	5306-272-4230	BOLT, MACHINE; BOX TO BASE 582208 (11083)		EA	16	*	*	*	*	*	*	71	26		
P F	5310-514-6849	WASHER, LOCK; BOX TO BASE 384506 (11083)		EA	16	*	*	*	*	*	*	71	27		
X2F		STRIP 4L7641 (11083)		EA	4							71	28		

(1) SMR CODE	(2) FEDERAL STOCK NUMBER	(3) DESCRIPTION  REF NUMBER & MFR CODE	(4) USABLE ON CODE  UNIT OF MEAS	(5) QTY INC IN UNIT	(6) 30-DAY DS MAINT ALLOWANCE			(7) 30-DAY GS MAINT ALLOWANCE			(8) 1-YR ALW PER 100 EQUIP CNTGY	(9) DEPOT MAINT ALW PER 100 EQUIP	(10) ILLUS- TRATION	
					(a)	(b)	(c)	(a)	(b)	(c)			(a)	(b)
					1-20	21-50	51-100	1-20	21-50	51-100			FIG. NO.	ITEM NO.
X2F		BOX ASSEMBLY 5L6751 (11083)	EA	1									71	29
P F	5306-637-4956	BOLT, MACHINE: BOX TO BASE 51588 (11083)	EA	6	*	*	*	*	*	*	*	*	71	30
P F	5310-514-6849	WASHER, LOCK: BOX TO BASE 3B4506 (11083)	EA	6	*	*	*	*	*	*	*	*	71	31
P F	2950-118-4976	GASKET: BOX TO BASE 4L7642 (11083)	EA	4	5	10	20	5	10	20	240	200	71	32
P F	2950-118-4975	GASKET: BOX TO BASE 4L7644 (11083)	EA	2	3	5	10	3	5	10	120	100	71	33
P F	2950-122-9604	GASKET: BOX TO BASE 5L6737 (11083)	EA	4	5	10	20	5	10	20	240	200	71	34
P F		BOLT: BASE TO BOX L639 (11083)	EA	8	*	*	*	*	*	*	*	*	71	35
P F	5310-514-6849	WASHER, LOCK: BASE TO BOX 3B4506 (11083)	EA	8	*	*	*	*	*	*	*	*	71	36
P F	5306-240-0797	BOLT, MACHINE: BASE TO BOX T573 (11083)	EA	12	*	*	*	*	*	*	*	*	71	37
P F	5310-894-5145	NUT, PLAIN HEXAGON: BASE TO BOX 1D4717 (11083)	EA	12	*	*	*	*	*	*	*	*	71	38
P F	5310-514-6849	WASHER, LOCK: BASE TO BOX 3B4506 (11083)	EA	6	*	*	*	*	*	*	*	*	71	39
P F	5310-514-6849	WASHER, LOCK: AFTERCOOLER MTG 3B4506 (11083)	EA	4	*	*	*	*	*	*	*	*		
P F		BOLT: AFTERCOOLER MTG, 3 IN. LG 6F7031 (11083)	EA	4	*	*	*	*	*	*	*	*		
		GROUP 34 - AIR STARTING												
X2F		AIR STARTING GROUP: RH 6L2801 (11083)	EA	1										72
P O R	2990-786-6795	REGULATING VALVE, PRESSURE REDUCING 1L2073 (11083)	EA	1	*	2	2	*	2	2	12	5	72	
P O		BOLT: CHAMBER TO BODY 1L9080 (11083)	EA	6	*	*	*	*	*	*	*	*	72	1
P O		NUT: CHAMBER TO BODY 1L9079 (11083)	EA	6	*	*	*	*	*	*	*	*	72	2
P O	4820-489-2169	BUTTON 1H9569 (11083)	EA	1	*	2	2	*	2	2	18	10	72	3
P O	5360-450-9135	SPRING 1L9049 (11083)	EA	1	*	2	2	*	2	2	18	10	72	4
P O	4820-224-7482	PLATE 1H9572 (11083)	EA	1	*	2	2	*	2	2	18	10	72	5
P O	2990-689-5660	DIAPHRAGM 1H9573 (11083)	EA	1	*	2	2	*	2	2	18	10	72	6
P O	5360-402-5250	BUTTON: SPRING RETAINER 1H9574 (11083)	EA	1	*	2	2	*	2	2	18	10	72	7
P20		SCREW, ADJUSTING 1H9568 (11083)	EA	1	*	*	*	*	*	*	5	2	72	8
P O		NUT: ADJUSTING SCREW 1L9048 (11083)	EA	1	*	*	*	*	*	*	*	*	72	9
X20		CHAMBER: VALVE 1H9570 (11083)	EA	1									72	10
X20		PLUG ASSEMBLY 1H9581 (11083)	EA	1									72	11

(1) SMR CODE	(2) FEDERAL STOCK NUMBER	(3) DESCRIPTION  REF NUMBER & MFR CODE	(4) USABLE ON CODE	(5) UNIT OF MEAS	(6) 30-DAY DS MAINT ALLOWANCE	(7) 30-DAY GS MAINT ALLOWANCE			(8) 1-YR ALW PER 100 EQUIP CNTGY	(9) DEPOT MAINT ALW PER 100 EQUIP	(10) ILLUS- TRATION				
						(a)	(b)	(c)			(a)	(b)	(c)	(a)	(b)
						1-20	21-50	51-100			1-20	21-50	51-100	FIG. NO.	ITE NO
P O	6620-707-0715	GASKET 1H9580 (11083)		EA	1	*	2	2	*	2	2	18	10	72	1
P O	2815-707-2480	SCREEN 1H9577 (11083)		EA	1	*	2	2	*	2	2	18	10	72	1
P O	5360-460-2194	SPRING 1H9578 (11083)		EA	1	*	2	2	*	2	2	18	10	72	1
P O	2990-478-8268	PISTON ASSEMBLY 1H9576 (11083)		EA	1	*	2	2	*	2	2	18	10	72	1
P O	2990-478-8339	CYLINDER 1H9575 (11083)		EA	1	*	2	2	*	2	2	18	10	72	1
X1		BODY 1L2072 (11083)		EA	1									72	1
X1		PLUG 5B7890 (11083)		EA	1										
P O		VALVE, SOLENOID MODELJ3 O (70642)		EA	1	*	*	2	*	*	2	8	6	73	1
P O	5310-011-7062	NUT, PLAIN, HEXAGON; U-BOLT 1D4717 (11083)		EA	2	*	*	*	*	*	*	*	*	73	2
P O	5310-514-6849	WASHER, LOCK 3B4506 (11083)		EA	2	*	*	*	*	*	*	*	*	73	3
P O	5306-125-7895	U-BOLT 5L2534 (11083)		EA	1	*	*	*	*	*	*	*	*	73	4
P O	4730-128-0182	NIPPLE, PIPE 3L8993 (11083)		EA	4	*	*	*	*	*	*	*	*	73	5
P O		VALVE, SOLENOID MODELJW600 (70642)		EA	1	*	*	2	*	*	2	8	6	73	6
P20	4930-128-9767	LUBRICATOR 6L4347 (11083)		EA	1	*	*	*	*	*	*	5	2	73	7
P O	4730-126-8241	ELBOW, PIPE 6F8856 (11083)		EA	2	*	*	*	*	*	*	*	*	73	8
P O	4730-125-7882	NIPPLE, PIPE 6L5699 (11083)		EA	1	*	*	*	*	*	*	*	*	73	9
P O	4730-126-8243	ELBOW, STREET 5B7666 (11083)		EA	1	*	*	*	*	*	*	*	*	73	10
P O	5306-263-8978	BOLT, MACHINE: FLANGE MTG S1587 (11083)		EA	4	*	*	*	*	*	*	*	*	73	11
P O	5310-010-3323	WASHER, LOCK: FLANGE MTG 3B4508 (11083)		EA	4	*	*	*	*	*	*	*	*	73	12
P O	4730-125-7881	FLANGE 6L1849 (11083)		EA	1	*	*	*	*	*	*	5	2	73	13
P O	2990-847-1168	GASKET: FLANGE TO MOTOR 6F9206 (11083)		EA	1	8	15	30	8	15	30	360	200	73	14
P O	5306-260-4508	BOLT, MACHINE: BRACKET MTG S1594 (11083)		EA	2	*	*	*	*	*	*	*	*	73	15
P O	5310-514-6849	WASHER, LOCK: BRACKET MTG 3B4506 (11083)		EA	2	*	*	*	*	*	*	*	*	73	16
K20		BRACKET 5L1722 (11083)		EA	1									73	17
P2F	2990-836-3873	SILENCER 1H4725 (11083)		EA	1	*	*	*	*	*	*	5	2	74	1
P F	2990-707-0830	GASKET: ELBOW TO SILENCER 1H4768 (11083)		EA	1	3	6	12	3	6	12	148	100	74	2
P2F	4730-128-7218	ELBOW, PIPE: SILENCER TO STARTING MOTOR 5L1723 (11083)		EA	1	*	*	*	*	*	*	5	2	74	3

(1) SMR CODE	(2) FEDERAL STOCK NUMBER	(3) DESCRIPTION  REF NUMBER & MFR CODE	(4) USABLE ON CODE	(5) UNIT OF MEAS	QTY INC IN UNIT	(6) 30-DAY DS MAINT ALLOWANCE			(7) 30-DAY GS MAINT ALLOWANCE			(8) 1-YR ALW PER 100 EQUIP CNTGY	(9) DEPOT MAINT ALW PER 100 EQUIP	(10) ILLUS- TRATION	
						(a)	(b)	(c)	(a)	(b)	(c)			(a)	(b)
						1-20	21-50	51-100	1-20	21-50	51-100			FIG. NO.	ITEM NO.
P F	5305-292-4965	SCREW, CAP, HEXAGON HEAD: ELBOW TO STARTING MOTOR V375 (11083)		EA	2	*	*	*	*	*	*	*	*	74	4
P F	5310-010-3323	WASHER, LOCK: ELBOW TO STARTING MOTOR 3B4508 (11083)		EA	4	*	*	*	*	*	*	*	*	74	5
P F	5306-423-8117	BOLT, MACHINE: ELBOW TO STARTING MOTOR S1595 (11083)		EA	2	*	*	*	*	*	*	*	*	74	6
P F	2990-847-1168	GASKET: ELBOW TO STARTING MOTOR 6F9206 (11083)		EA	1	8	15	30	8	15	30	360	200	74	7
P F	5306-260-4508	BOLT, MACHINE: ELBOW TO SILENCER S1594 (11083)		EA	4	*	*	*	*	*	*	*	*	74	8
P F	5310-514-6849	WASHER, LOCK: ELBOW TO SILENCER 3B4506 (11083)		EA	4	*	*	*	*	*	*	*	*	74	9
P20	2910-356-0715	JAR, AIR CLEANER 5F6658 (11083)		EA	1	*	*	*	*	*	*	5	2	74	10
P O	3830-708-5759	SEAL, SHEAVE CABLE 4F7835 (11083)		EA	1	*	2	2	*	2	2	12	8	74	11
P F R	2990-128-9769	MOTOR ASSEMBLY 6L6731 (11083)		EA	1	*	2	2	*	2	2	16	4	75	
P F R	2920-996-7169	MOTOR, AIR 3H3171 (11083)		EA	1	*	2	2	*	2	2	12	6	75	
P F	5305-013-3634	SCREW: END PLATE 6F9258 (11083)		EA	3	*	*	*	*	*	*	*	*	75	1
X2F		PLATE: DRIVE HOUSING END 6F9251 (11083)		EA	1									75	2
X1	3120-661-7956	BUSHING 7F3538 (11083)		EA	1									75	3
X2F		WASHER: DRIVE HOUSING 6F9253 (11083)		EA	1									75	4
X2F		WASHER: DRIVE HOUSING 6F9252 (11083)		EA	1									75	5
P F	2940-481-9435	HOUSING ASSEMBLY 5L5507 (11083)		EA	1	*	*	*	*	5	2			75	6
X1	4730-278-3397	PLUG, PIPE 2B4602 (110833)		EA	2										
X1	9390-424-5145	WICK 7F3539 (11083)		EA	1										
X2F		WASHER: DRIVE HOUSING 6F9254 (11083)		EA	1									75	7
P F	2990-764-4585	DRIVE ASSEMBLY 1L7340 (11083)		EA	1	*	2	2	*	2	2	16	4	75	8
P H	5315-616-5520	KEY MS35756-14 (96906)		EA	2				2	2	2	24	20	75	9
P H	2815-352-8395	SHAFT 7F5151 (11083)		EA	1				*	2	2	12	5	75	10
X1	2815-253-7259	SPRING, BENDIX 7F5452 (11083)		EA	1									75	11
X1	6115-994-5451	RING, LOCK 9F7215 (11083)		EA	1										
P2H	2990-128-9770	COVER 6L6705 (11083)		EA	1				*	*	*	5	2	75	12
P H	2815-860-7120	PACKING, PREFORMED 3H1660 (11083)		EA	2				*	2	2	18	10	75	13

(1) MFR CODE	(2) FEDERAL STOCK NUMBER	(3) DESCRIPTION  REF NUMBER & MFR CODE	(4) USABLE ON CODE	(5) UNIT OF MEAS	(6) QTY INC IN UNIT	(6) 30-DAY GS MAINT ALLOWANCE			(7) 30-DAY GS MAINT ALLOWANCE			(8) 1-YR ALW PER 100 EQUIP CNTQY	(9) DEPOT MAINT ALW PER 100 EQUIP	(10) ILLUS- TRATION	
						(a)	(b)	(c)	(a)	(b)	(c)			(a)	(b)
						1-30	31-90	91-100	1-30	31-90	91-100			FIG. NO.	ITEM NO.
P H	3110-156-3540	BEARING, BALL 775153 (11083)		EA	1				*	2	2	18	10	75	14
P H		PLATE: BEARING RETAINING 775158 (11083)		EA	1				*	*	*	5	2	75	15
P H	5310-514-8852	WASHER: BEARING RETAINING PLATE SCREW 384504 (11083)		EA	3				*	*	*	*	*	75	16
P H		BOLT: FRONT BEARING RETAINER PLATE 51614 (11083)		EA	3				*	*	*	*	*	75	17
P H	2815-352-8393	BEAR, SPUR 775149 (11083)		EA	1				*	2	2	16	10	75	18
X2H		WASHER: DRIVE SHAFT GEAR NUT 775161 (11083)		EA	1									75	19
X2H		NUT: DRIVE SHAFT GEAR 775162 (11083)		EA	1									75	20
P H	5310-598-1427	RING 775159 (11083)		EA	1				*	2	2	18	10	75	21
X2H		WASHER: REAR BEARING, DRIVE SHAFT 775171 (11083)		EA	1									75	22
P H	3110-120-4165	BEARING, ROLLER 776283 (11083)		EA	1				*	2	2	18	10	75	23
P H	2815-305-8546	GASKET: FRONT COVER TO FRONT HOUSING 775157 (11083)		EA	1				3	7	13	160	100	75	24
P H	4730-125-7883	PLUG: REAR COVER 775504 (11083)		EA	3				*	*	*	*	*	75	25
P H	5306-226-4826	BOLT, MACHINE: REAR COVER 282695 (11083)		EA	4				*	*	*	*	*	75	26
P H	5310-010-3320	WASHER, LOCK: FRONT HOUSING MTG, REAR COVER AND FRONT COVER TO ROTOR HOUSING 384505 (11083)		EA	35				*	*	*	*	*	75	27
P2H	2990-128-9771	COVER: REAR PLATE ASSEMBLY 216221 (11083)		EA	1				*	*	*	5	2	75	28
P H	2990-708-3834	GASKET: COVER TO REAR END PLATE ASSEMBLY 775156 (11083)		EA	1				3	7	13	160	100	75	29
X2H		NUT: ROTOR SHAFT 775154 (11083)		EA	2									75	30
X2H		WASHER: ROTOR SHAFT 775155 (11083)		EA	2									75	31
P H	3110-198-2944	BEARING, BALL: REAR COVER 484731 (11083)		EA	1				*	2	2	18	10	75	32
P H	2895-321-9474	COVER ASSEMBLY: ROTOR HOUSING REAR 775141 (11083)		EA	1				*	2	2	18	10	75	33
X1	5315-260-0722	DOWEL, PIN 2F4547 (11083)		EA	4										
X1		DOWEL: .437 IN. DIA 775138 (11083)		EA	1										
X1		DOWEL: 1/4 IN. DIA 775139 (11083)		EA	1										
X2H		HOUSING: ROTOR 216220 (11083)		EA	1									75	34
P H	2895-392-8405	SHIM: .002 IN. THK 775421 (11083)		EA	2				2	2	4	52	20	75	35

(1) SMR CODE	(2) FEDERAL STOCK NUMBER	(3) DESCRIPTION  REF NUMBER & MFR CODE	(4) USABLE ON CODE	(5) UNIT OF MEAS	QTY INC IN UNIT	(6) 30-DAY DS MAINT ALLOWANCE			(7) 30-DAY GS MAINT ALLOWANCE			(8) 1-YR ALW PER 100 EQUIP CNTGY	(9) DEPOT MAINT ALW PER 100 EQUIP	(10) ILLUS- TRATION	
						(a)	(b)	(c)	(a)	(b)	(c)			(a)	(b)
						1-20	21-50	51-100	1-20	21-50	51-100			FIG. NO.	ITEM NO.
P H	2815-352-8406	SHIM; .003 IN. THK 7F5422 (11083)	EA	2				2	2	4	52	20	75	35	
P H	2815-352-8407	SHIM; .005 IN. THK 7F5423 (11083)	EA	1				2	2	2	26	10	75	35	
P H	2815-352-8390	ROTOR; AIR MOTOR 7F5143 (11083)	EA	1				*	2	2	16	10	75	36	
P H	2895-321-9473	COVER ASSEMBLY; FRONT HOUSING TO ROTOR HOUSING 7F5136 (11083)	EA	1				*	2	2	18	100	75	37	
X1	5315-260-0722	DOWEL, PIN 2F4547 (11083)	EA	4											
X1		DOWEL 7F5138 (11083)	EA	1											
X1		DOWEL 7F5139 (11083)	EA	1											
P H	3110-620-0363	BEARING ASSEMBLY; ROTOR FRONT 5B1975 (11083)	EA	1				*	2	2	18	10	75	38	
P H	5340-352-8396	RING; ROTOR BEARING, FRONT 7F5152 (11083)	EA	1				*	2	2	18	10	75	39	
P H	2815-517-7342	GEAR 7F5148 (11083)	EA	1				*	2	2	16	10	75	40	
P H		BOLT; FRONT HOUSING TO ROTOR HOUSING 1B2719 (11083)	EA	8				*	*	*	*	*	75	41	
X1		HOUSING; FRONT 7F5145 (11083)	EA	1									75	42	
P F	5306-240-0799	BOLT, MACHINE; DRIVE HOUSING TO FRONT HOUSING S1618 (11083)	EA	8				*	*	*	*	*	75	43	
P H		BOLT; FRONT COVER 7F5164 (11083)	EA	7				*	*	*	*	*	75	44	
P H	5306-226-4828	BOLT, MACHINE; REAR ROTOR HOUSING COVER 4B3388 (11083)	EA	8				*	*	*	*	*	75	45	
P H	2990-710-9581	VANE 3L3685 (11083)	EA	5				8	17	33	400	200	75	46	
P H	2990-374-1440	GASKET; FRONT HOUSING TO PLATE 7F5160 (11083)	EA	1				3	7	13	160	100	75	47	
P F	5330-869-6563	PACKING, PREFORMED 5K1770 (11083)	EA	1	3	6	12	3	6	12	140	100			
P H	3110-620-0364	RACE, ROLLER 5B1974 (11083)	EA	1				*	2	2	18	10			
P H	3110-277-0243	RACE, ROLLER 7F6284 (11083)	EA	1				*	2	2	18	10			
P F	5305-724-5911	SCREW, CAP, HEXAGON HEAD; MOTOR MTG S1589 (11083)	EA	3	*	*	*	*	*	*	*	*		75	
P F	5310-514-6841	WASHER, LOCK; MOTOR MTG 3B4510 (11083)	EA	3	*	*	*	*	*	*	*	*			
P F	2990-128-9766	GASKET; MOTOR MTG 3M510 (11083)	EA	1	5	10	21	5	10	21	248	200			
		GROUP 35 - CYLINDER HEAD AND VALVES													
P F		NUT; COVER MTG 5B2383 (11083)	EA	12	*	*	*	*	*	*	*	*		76	1

(1) SMR CODE	(2) FEDERAL STOCK NUMBER	(3) DESCRIPTION  REF NUMBER & MFR CODE	(4) USABLE ON CODE  UNIT OF MEAS	(5) QTY INC IN UNIT	(6) 30-DAY DS MAINT ALLOWANCE			(7) 30-DAY GS MAINT ALLOWANCE			(8) 1-YR ALW PER 100 EQUIP CNTGY	(9) DEPOT MAINT ALW PER 100 EQUIP	(10) ILLUS- TRATION	
					(a)	(b)	(c)	(a)	(b)	(c)			(a)	(b)
					1-20	21-50	51-100	1-20	21-50	51-100			FIG. NO.	ITEM NO.
P F		WASHER: COVER MTG 3F9780 (11083)	EA	12	*	*	*	*	*	*	*	*	76	2
X1	2815-599-2951	PACKING, PREFORMED: COVER 8F4994 (11083) (PART OF KIT, FSN 2815-122-9678, 2815-873-4071 AND KIT P/N 150616 (11083))	EA	12									76	3
P F	5310-012-1949	NUT, PLAIN, HEXAGON: ROCKER ARM ADJUSTING SCREW 1B4204 (11083)	EA	24	*	*	*	*	*	*	*	*	76	4
P F	5305-352-7292	SETScrew: ROCKER ARM ADJUSTING 1A744 (11083)	EA	24	*	*	*	*	*	*	*	*	76	5
X2F		COVER: CYLINDER HEAD 4L3796 (11083)	EA	6									76	6
P F	5306-263-7301	BOLT, MACHINE L1351 (11083)	EA	12	*	*	*	*	*	*	*	*	76	7
P F	5310-514-6849	WASHER, LOCK 3B4506 (11083)	EA	12	*	*	*	*	*	*	*	*	76	8
P F	2815-861-8093	ROD, COMPRESSION 4L7856 (11083)	EA	12	2	3	5	2	3	5	60	48	76	9
P F	5310-725-7382	NUT, PLAIN, HEXAGON: COMPRESSION ROD 1B4203 (11083)	EA	12	*	*	*	*	*	*	*	*	76	10
P F	5310-208-3013	END 2A1278 (11083)	EA	12	*	*	*	*	*	*	*	*	76	11
P F	5307-249-4424	STUD 4L8188 (11083)	EA	12	2	2	3	2	2	3	36	24	76	12
P F	5355-125-2615	WASHER: ROCKER ARM SHAFT 4H6716 (11083)	EA	36	10	20	40	10	20	40	480	360	76	13
P F	2815-423-8384	SPRING, HELICAL COMPRESSION: ROCKER ARM SHAFT 1B9917 (11083)	EA	12	4	8	17	4	8	17	200	144	76	14
P F	2815-249-3487	SPRING: ROCKER ARM SHAFT 6F5034 (11083)	EA	6	2	4	8	2	4	8	100	72	76	15
P F	2815-122-9654	SHAFT ASSEMBLY: ROCKER ARM 6H3217 (11083)	EA	6	2	3	6	2	3	6	76	30	76	16
X1	5340-423-4804	PLUG 4F4585 (11083)	EA	2										
X1	5315-298-1499	COTTER, PIN MS24665-30 (96906)	EA	2										
P F	2815-885-9020	ROCKER ARM ASSEMBLY, INTAKE 4L3855 (11083)	EA	12	3	5	10	3	5	10	120	24	76	17
X1	2815-897-2356	SOCKET 9F8254 (11083)	EA	1									76	18
P F	2815-288-2193	BUSHING, BEARING 3F7445 (11083)	EA	1	30	50	120	30	50	120	1440	1200	76	19
P F	2815-802-2013	ROCKER ARM ASSEMBLY, EXHAUST 4H9811 (11083)	EA	12	3	5	10	3	5	10	120	24	76	17
X1	2815-897-2356	SOCKET 9F8254 (11083)	EA	1									76	18
P F	2815-288-2193	BUSHING, BEARING 3F7445 (11083)	EA	1	REF	REF	REF	REF	REF	REF	REF	REF	76	19
X1	2815-122-9655	GASKET: COVER MTG 6L3352 (11083) (PART OF KIT, FSNs 2815-122-9678, 2815-873-4071 AND KIT, P/N 150616 (11083))	EA	6									76	20
P F		NUT, PLAIN, HEXAGON: CYLINDER HEAD MTG 6B6682 (11083)	EA	96	*	*	*	*	*	*	*	*	76	21

(1) SMR CODE	(2) FEDERAL STOCK NUMBER	(3) DESCRIPTION  REF NUMBER & MFR CODE	(4) USABLE ON CODE  UNIT OF MEAS	(5) QTY INC IN UNIT	(6) 30-DAY DS MAINT ALLOWANCE			(7) 30-DAY GS MAINT ALLOWANCE			(8) 1-YR ALW PER 100 EQUIP CNTGY	(9) DEPOT MAINT ALW PER 100 EQUIP	(10) ILLUS- TRATION	
					(a)	(b)	(c)	(a)	(b)	(c)			(a)	(b)
					1-20	21-50	51-100	1-20	21-50	51-100			FIG. NO.	ITEM NO.
P F		WASHER; CYLINDER HEAD MTG 5H1504 (11083)	EA	96	*	*	*	*	*	*	*	*	76	22
X1	2815-122-9670	GASKET, PLAIN; CYLINDER HEAD 6L4497 (11083) (PART OF KIT, FSNS 2815-122-9678, 2815-873-4071 AND KIT, P/N 130616 (11083))	EA	6									76	23
X1	2815-122-9671	GASKET, COPPER; CYLINDER HEAD 4L6740 (11083) (PART OF KIT, FSN 2815-122-9678, 2815-873-4071 AND KIT, P/M 130616 (11083))	EA	6									76	24
X2F		PAWL 5H2746 (11083)	EA	2									76	25
X2F		BRACKET 5H2747 (11083)	EA	2									76	26
P F		BOLT; BRACKET ASSEMBLY MTG 3270A (11083)	EA	24	*	*	*	*	*	*	*	*	76	27
P F	2815-248-3621	LOCK RETAINER; BRACKET ASSEMBLY MTG 3F4550 (11083)	EA	12	3	5	11	3	5	11	130	36	76	28
P F	5306-426-2974	BOLT MACHINE; CONNECTOR AND ELBOW MTG T65 (11083)	EA	14	*	*	*	*	*	*	*	*	76	29
P F	2520-426-3107	LOCK PLATE; CONNECTOR MTG 1A7427 (11083)	EA	6	4	8	16	4	8	16	196	100	76	30
X2F		CONNECTOR 4L3380 (11083)	EA	6									76	31
X2H		BRACKET ASSEMBLY 4L8548 (11083)	EA	6									76	32
X1		DOWEL 3F6808 (11083)	EA	12										
X1	2815-122-9656	PACKING, PREFORMED 6L1651 (11083) (PART OF KIT, FSN 2815-873-4071)	EA	13									76	33
X2F		ELBOW 4L3362 (11083)	EA	1									76	34
P F	2930-365-2152	LOCK, RETAINER; ELBOW MTG L364 (11083)	EA	2	2	3	5	2	3	5	60	40	76	35
P F	5340-352-8292	FERRULE, GROOVED; WATER DIRECTOR 7B2420 (11083)	EA	36	8	17	33	8	17	33	400	360	76	36
P F	2815-663-4395	GASKET; WATER DIRECTOR 7B2419 (11083)	EA	36	8	17	33	8	17	33	400	360	76	37
P F		SCREW 1H8645 (11083)	EA	2	*	*	*	*	*	*	*	*	76	38
X1	5330-171-4121	GASKET 2A3278 (11083) (PART OF KIT, FSN 2815-873-4071 AND KIT, P/M 130616 (11083))	EA	2									76	39
P F	2815-861-8092	SHAFT 4L7849 (11083)	EA	2	*	2	2	*	2	2	16	12	76	40
X1	5330-292-0492	SEAL 105567 (11083) (PART OF KIT, FSN 2815-873-4071 AND KIT, P/M 130616 (11083))	EA	4									76	41
P F		RETAINER; COMBUSTION CHAMBER 5H4064 (11083)	EA	12	2	4	8	2	4	8	96	72	76	42
P F	2815-103-9617	VALVE, SPRING 736323 (11083)	EA	24	15	30	60	15	30	60	720	600	76	43



(1) SMR CODE	(2) FEDERAL STOCK NUMBER	(3) DESCRIPTION  REF NUMBER & MFR CODE	(4) USABLE ON CODE	(5) UNIT OF MEAS	(6) QTY INC IN UNIT	(6) 30-DAY DS MAINT ALLOWANCE			(7) 30-DAY GS MAINT ALLOWANCE			(8) 1-YR ALW PER 100 EQUIP CNTGY	(9) DEPOT MAINT ALW PER 100 EQUIP	(10) ILLUS- TRATION	
						(a)	(b)	(c)	(a)	(b)	(c)			(a)	(b)
						1-20	21-30	31-100	1-20	21-30	31-100			FIG. NO.	ITEM NO.
P F	2815-714-3705	BUTTON, VALVE 8F8058 (11083)		EA	24	8	15	30	8	15	30	360	240	76	44
P F	2815-714-2337	RING, RETAINING 9F7707 (11083)		EA	24	8	15	30	8	15	30	360	240	76	45
P F	2815-695-0465	RETAINER, VALVE SPRING 3M5067 (11083)		EA	24	2	4	8	2	4	8	96	48	76	46
P F	2815-365-2275	LOCK, RETAINER, VALVE SPRING 3B1143 (11083)		EA	72	16	33	65	16	33	65	776	200	76	47
XI	2940-599-2938	PACKING, PREFORMED 8F9206 (11083) (PART OF KIT, FSN 2815-873-4071)		EA	24									76	48
P F	2815-928-3531	ROTATOR 4S7468 (11083)		EA	24	5	10	20	5	10	20	240	120	76	49
P F	4730-430-4390	ELBOW, FITTING 4H945 (11083)		EA	6	2	2	3	2	2	3	36	12	76	50
XI		NUT 4H2495 (11083)		EA	6										
XI		SLEEVE 4H2494 (11083)		EA	6										
X2F		BRACKET 4L3803 (11083)		EA	12									76	51
P F	5307-249-4425	STUD 4L8189 (11083)		EA	12	2	2	3	2	2	3	36	24	76	52
P F		NUT 1B4205 (11083)		EA	24	*	*	*	*	*	*	*	*	76	53
P F	4730-367-5013	FITTING 1F3278 (11083)		EA	6	2	3	5	2	3	5	60	12	76	54
XI		NUT 1F1344 (11083)		EA	6										
P F R	2815-472-1544	HEAD ASSEMBLY 7L138 (11083)		EA	6	2	2	4	2	2	4	48	12	76	55
P F	2815-990-5599	INSERT, EXHAUST 8M4014 (11083)		EA	2	2	3	6	2	3	6	72	60	76	56
P F	2815-951-8235	INSERT, INTAKE 5S1757 (11083)		EA	12	2	3	6	2	3	6	72	60	76	57
P F	2815-122-9677	BUSHING, INTAKE 4H9800 (11083)		EA	2	3	6	12	3	6	12	144	120	76	58
P F	2815-103-5616	BUSHING, EXHAUST 7S6366 (11083)		EA	12	3	6	12	3	6	12	144	120	76	59
P F	2815-341-1504	DIRECTOR 5H7071 (11083)		EA	8	*	*	*	*	*	*	5	2	76	60
XI	5340-365-5169	PLUG, EXPANSION 3B645 (11083)		EA	8										
P F	2815-885-9022	ROD ASSEMBLY 4L7820 (11083)		EA	24	5	10	20	5	10	20	240	120	76	61
P F	2815-885-9032	LIFTER ASSEMBLY 5L5486 (11083)		EA	24	5	10	20	5	10	20	244	96	76	62
P F	2930-352-8085	FERRULE 6B6224 (11083)		EA	48	117	233	467	117	233	467	5600	4800	76	63
XI		PACKING, PREFORMED 6L7813 (11083) (PART OF KIT, FSN 2815-122-9678, 2815-873-4071 AND KIT, P/N 130616 (11083))		EA	48									76	64
P F	2815-978-9564	VALVE, EXHAUST 8H7097 (11083)		EA	12	9	18	35	9	18	35	420	180	76	65

(1) SMR CODE	(2) FEDERAL STOCK NUMBER	(3) DESCRIPTION  REF NUMBER & MFR CODE	(4) USABLE ON CODE	(5) UNIT OF MEAS	(6) QTY INC IN UNIT	(6) 30-DAY DS MAINT ALLOWANCE			(7) 30-DAY GS MAINT ALLOWANCE			(8) 1-YR ALW PER 100 EQUIP CNTGY	(9) DEPOT MAINT ALW PER 100 EQUIP	(10) ILLUS- TRATION	
						(a)	(b)	(c)	(a)	(b)	(c)			(a)	(b)
						1-20	21-50	51-100	1-20	21-50	51-100			FIG. NO.	ITEM NO.
X1	2815-713-7058	GASKET, COMBUSTION CHAMBER 5H1012 (11083) (PART OF KIT, FSN 2815-122-9678, 2815-873-4071 AND KIT, P/N 150616 (11083))		EA	12									76	66
P F	2815-994-7386	CHAMBER ASSEMBLY 7M6848 (11083)		EA	12	2	2	4	2	2	4	48	36	76	67
P F	2815-599-0429	PACKING, PREFORMED; COMBUSTION CHAMBER 6B7021 (11083)		EA	12	35	70	140	35	70	140	1680	1200	76	68
P F	2930-590-1064	SEAL; COMBUSTION CHAMBER 5M7370 (11083)		EA	12	35	70	140	35	70	140	1680	1200	76	69
X2F		TUBE; 9 IN. LG 4L7892 (11083)		EA	1									76	70
P F	2815-978-9565	VALVE, INTAKE 7M7817 (11083)		EA	12	9	18	35	9	18	35	420	180	76	71

(1) SMR CODE	(2) FEDERAL STOCK NUMBER	(3) DESCRIPTION  REF NUMBER & MFR CODE	(4) USABLE ON CODE  UNIT OF MEAS	(5) QTY INC IN UNIT	(6) 30-DAY DS MAINT ALLOWANCE			(7) 30-DAY GS MAINT ALLOWANCE			(8) 1-YR ALW PER 100 EQUIP CNTGY	(9) DEPOT MAINT ALW PER 100 EQUIP	(10) ILLUS- TRATION	
					(a)	(b)	(c)	(a)	(b)	(c)			(a)	(b)
					1-20	21-50	51-100	1-20	21-50	51-100			FIG. NO.	ITEM NO.
		GROUP 36 - FLYWHEEL AND HOUSING												
P F		BOLT, FLYWHEEL 1D5873 (11083)	EA	10	*	*	*	*	*	*	*	*	77	1
X2F		LOCK, FLYWHEEL 4L7880 (11083)	EA	5									77	2
P F R	2815-122-9658	FLYWHEEL ASSEMBLY 5L2046 (11083)	EA	1	*	2	2	*	2	2	12	4	77	3
P F	2815-755-6909	GEAR, FLYWHEEL 5L5302 (11083)	EA	1	*	*	2	*	*	2	8	4	77	4
P H	5306-260-4508	BOLT, MACHINE: BAFFLE MTG, 51594 (11083)	EA	12				*	*	*	*	*	77	5
P H	5310-514-6849	WASHER, LOCK 3B4506 (11083)	EA	12				*	*	*	*	*	77	6
X2H	2815-122-3952	BAFFLE 8L3972 (11083)	EA	1									77	7
X1	2815-122-9665	GASKET, CRANKSHAFT 5L2093 (11083) (PART OF KIT, FSN 2815-873-4071)	EA	1									77	8
P H	5306-426-3150	BOLT, MACHINE 1A8537 (11083)	EA	8				*	*	*	*	*	77	9
P H	5310-514-6841	WASHER, LOCK 3B4510 (11083)	EA	8				*	*	*	*	*	77	10
P H		BOLT 9M7269 (11083)	EA	2				*	*	*	*	*	77	11
P H	5310-010-3323	WASHER, LOCK 3B4508 (11083)	EA	2				*	*	*	*	*	77	12
P H		BOLT 1A168 (11083)	EA	6				*	*	*	*	*	77	13
P H	5310-010-3323	WASHER, LOCK 3B4508 (11083)	EA	6				*	*	*	*	*	77	14
P H	5306-426-4621	BOLT, MACHINE 3506A (11083)	EA	6				*	*	*	*	*	77	15
P H	5310-514-6841	WASHER, LOCK 3B4510 (11083)	EA	6				*	*	*	*	*	77	16
P H	5306-814-8960	BOLT, MACHINE 3322A (11083)	EA	2				*	*	*	*	*	77	17
P H	5310-010-3323	WASHER, LOCK 3B4508 (11083)	EA	2				*	*	*	*	*	77	18
P H	5306-163-7301	BOLT, MACHINE L1351 (11083)	EA	4				*	*	*	*	*	77	19
P H	5310-514-6849	WASHER, LOCK: COVER MTG 3B4506 (11083)	EA	4				*	*	*	*	*	77	20
X2H		COVER 7F7670 (11083)	EA	1									77	21
X1	5330-298-5318	GASKET 7F7669 (11083) (PART OF KIT, FSN 2815-873-4071)	EA	1									77	22
P F	5306-710-9547	BOLT, MACHINE: COVER MTG 51592 (11083)	EA	3	*	*	*	*	*	*	*	*	77	23
P F	5310-514-6841	WASHER, LOCK: COVER MTG 3B4510 (11083)	EA	3	*	*	*	*	*	*	*	*	77	24
X2F	3805-423-9668	COVER, FLYWHEEL HOUSING 5B7852 (11083)	EA	1									77	25

(1) SMR CODE	(2) FEDERAL STOCK NUMBER	(3) DESCRIPTION  REF NUMBER & MFR CODE	(4) USABLE ON CODE	(5) UNIT OF MEAS	(6) QTY INC IN UNIT	(6) 30-DAY DS MAINT ALLOWANCE			(7) 30-DAY GS MAINT ALLOWANCE			(8) 1-YR ALW PER 100 EQUIP CNTGY	(9) DEPOT MAINT ALW PER 100 EQUIP	(10) ILLUS- TRATION	
						(a)	(b)	(c)	(a)	(b)	(c)			(a)	(b)
						1-20	21-50	51-100	1-20	21-50	51-100			FIG. NO.	ITEM NO.
P F	2990-128-9766	GASKET 34510 (11083)		EA	1	REF	REF	REF	REF	REF	REF	REF	REF	77	26
P F	4730-263-3122	PLUG 38551 (11083)		EA	2	•	•	•	•	•	•	•	•	77	27
P F	2815-122-9657	POINTER 5L6745 (11083)		EA	1	•	•	•	•	•	•	5	2	77	28
X1	2815-979-4481	GASKET 4L7562 (11083) (PART OF KIT, FSN 2815-873-4071)		EA	2									77	29
X2H		HOUSING, FLYWHEEL 6L2787 (11083)  GROUP 37 - CAMSHAFT		EA	1									77	30
P H	2815-755-6900	GEAR, CAMSHAFT 4L3777 (11083)		EA	1				•	2	2	12	5	78	1
P H	5306-263-7301	BOLT, MACHINE: GEAR MTG L1351 (11083)		EA	4				•	•	•	•	•	78	2
P H	5310-857-2887	LOCK: GEAR MTG 4L6182 (11083)		EA	2				•	•	•	•	•	78	3
P H		WASHER ASSEMBLY 6L2195 (11083)		EA	1				•	•	•	•	•	78	4
P H	2815-715-7799	CAMSHAFT 5L2880 (11083)		EA	1				•	2	2	12	4	78	5
P H	2815-755-6910	GEAR ASSEMBLY 4L6753 (11083)		EA	1				•	2	2	20	5	78	6
X1		DOWEL 8B1312 (11083)		EA	1									78	7
P H	5306-874-4001	BOLT, MACHINE: GEAR MTG 6H1717 (11083)		EA	8				•	•	•	•	•	78	8
P H	5310-857-2880	LOCK: GEAR MTG 4L6183 (11083)		EA	4				•	•	•	•	•	78	9
P H	5306-206-4387	BOLT, MACHINE: PLATE MTG 51585 (11083)		EA	2				•	•	•	•	•	78	10
P H	5310-857-2876	LOCK: PLATE MTG 4L6184 (11083)		EA	1				•	•	•	•	•	78	11
X2H		PLATE 5L2101 (11083)		EA	1									78	12
P H	5315-125-2587	KEY: GEAR ASSEMBLY MTG 1B8741 (11083)  GROUP 38 - OIL PAN		EA	1				2	2	2	24	5	78	13
P O		PLUG 7H3664 (11083)		EA	4	•	•	•	•	•	•	•	•	79	1
P O	4730-618-5440	PLUG 2H8829 (11083)		EA	1	•	•	2	•	•	2	8	6	79	2
X1	5310-584-6162	WASHER 1F7178 (11083) (PART OF KIT, FSN 2815-873-4072)		EA	1									79	3
X20		COVER 4H3378 (11083)		EA	1									79	4
X1	2815-424-0391	GASKET: COVER 8B3410 (11083) (PART OF KIT, FSN 2815-873-4072)		EA	1									79	5
P O	2815-352-7399	PLATE 2F2006 (11083)		EA	1	•	•	2	•	•	2	6	4	79	6

(1) SMR CODE	(2) FEDERAL STOCK NUMBER	(3) DESCRIPTION  REF NUMBER & MFR CODE	(4) USABLE ON CODE	(5) UNIT OF MEAS	(6) QTY INC IN UNIT	(6) 30-DAY DS MAINT ALLOWANCE			(7) 30-DAY GS MAINT ALLOWANCE			(8) 1-YR ALW PER 100 EQUIP CNTGY	(9) DEPOT MAINT ALW PER 100 EQUIP	(10) ILLUS- TRATION	
						(a)	(b)	(c)	(a)	(b)	(c)			(a)	(b)
						1-20	21-50	51-100	1-20	21-50	51-100			FIG. NO.	ITEM NO.
X1	5330-202-4340	WASHER, NONMETALLIC 2F2005 (11083) (PART OF KIT, FSN 2815-873-4072)		EA	1									79	7
X20	2815-122-9643	FILLER ASSEMBLY 4L8658 (11083)		EA	1									79	8
X1		STUD 3D471 (11083)		EA	1										
P O	2815-122-3950	GASKET 4L8651 (11083)		EA	2	3	5	10	3	5	10	124	100	79	9
P O	5306-263-7301	BOLT, MACHINE: COVER MTG L1351 (11083)		EA	12	*	*	*	*	*	*	*	*	79	10
P O	5310-514-6849	WASHER, LOCK: COVER MTG 3B4506 (11083)		EA	12	*	*	*	*	*	*	*	*	79	11
X20		COVER 4L8607 (11083)		EA	1									79	12
X1	2815-122-3951	GASKET 4L8606 (11083) (PART OF KIT, FSN 2815-873-4072)		EA	2									79	13
P F		BOLT: COVER MTG S1616 (11083)		EA	6	*	*	*	*	*	*	*	*	79	14
P F	2815-352-5560	LOCKING PLATE: COVER MTG 8F8682 (11083)		EA	3	3	6	12	3	6	12	144	100	79	15
X2F		BELL 6L7204 (11083)		EA	1									79	16
P F	5306-423-8194	BOLT, MACHINE: BELL MTG 1A2029 (11083)		EA	4	*	*	*	*	*	*	*	*	79	17
P F		LOCK: BELL MTG 7B9457 (11083)		EA	2	*	*	*	*	*	*	*	*	79	18
P F		WASHER: BELL MTG 5A2894 (11083)		EA	4	*	*	*	*	*	*	*	*	79	19
P F	2815-122-3949	GASKET: BELL MTG 6L7198 (11083)		EA	1	3	5	10	3	5	10	124	100	79	20
P H		BOLT: GASKET TO PAN S1627 (11083)		EA	12				*	*	*	*	*	79	21
X2F		COVER 6L7205 (11083)		EA	1									79	22
P F	2815-523-1828	FILTER ASSEMBLY 4F3517 (11083)		EA	1	*	*	*	*	*	*	4	3	79	23
X1	2815-351-6391	GASKET: BELL MTG 5B6031 (11083) (PART OF KIT, FSN 2815-873-4072)		EA	1									79	24
P H	3810-426-2941	BOLT: GASKET TO PAN S1756 (11083)		EA	1				*	*	*	*	*	79	25
P O	5306-637-4956	BOLT, MACHINE: COVER MTG S1588 (11083)		EA	8	*	*	*	*	*	*	*	*	79	26
P O	5310-514-6849	WASHER, LOCK: COVER MTG 3B4506 (11083)		EA	8	*	*	*	*	*	*	*	*	79	27
X20		COVER 4L8655 (11083)		EA	1									79	28
X1	2815-126-8247	GASKET: PAN 6L9433 (11083) (PART OF KIT, FSN 2815-873-4072)		EA	1									79	29
X2H		OIL PAN BASE ASSEMBLY 7L2062 (11083)		EA	1									79	30
X2F		TUBE ASSEMBLY 5L5793 (11083)		EA	2									79	31

(1) SMR CODE	(2) FEDERAL STOCK NUMBER	(3) DESCRIPTION  REF NUMBER & MFR CODE	(4) USABLE ON CODE	(5) UNIT OF MEAS	(6) 30-DAY DS MAINT ALLOWANCE	(7) 30-DAY GS MAINT ALLOWANCE	(8) 1-YR ALW PER 100 EQUIP CNTGY	(9) DEPOT MAINT ALW PER 100 EQUIP	(10) ILLUS- TRATION							
									(a)	(b)	(c)	(a)	(b)	(c)	(a)	(b)
									1-20	21-50	51-100	1-20	21-50	51-100	FIG. NO.	ITEM NO.
X20		PLUNGER ASSEMBLY 4L8661 (11083)		EA	2						79	32				
		GROUP 39 - PISTON AND RODS														
P H	2851-125-3303	PISTON ASSEMBLY 753163 (11083)		EA	12			14	27	54	648	600	80	1		
X1		RING, PISTON 354060 (11083)		EA	1								80	2		
X1		RING, PISTON 354059 (11083)		EA	1								80	3		
X1		RING, PISTON 545487 (11083)		EA	1								80	4		
P H	5340-990-5595	RETAINER 744926 (11083)		EA	2			11	22	44	528	48	80	5		
P H	2815-951-7556	PIN, PISTON 4L3843 (11083)		EA	1			31	62	124	1488	1200	80	6		
P H	2815-891-4410	RING SET 354061 (11083)		EA	1			14	27	54	648	600				
X1		RING, PISTON 354060 (11083)		EA	1								80	2		
X1		RING, PISTON 354059 (11083)		EA	1								80	3		
X1		RING, PISTON 545487 (11083)		EA	1								80	4		
P H	2815-725-0545	ROD ASSEMBLY 154618 (11083)		EA	12			3	5	10	120	24	80	7		
X1		PIN, COTTER 9M6505 (11083)		EA	2								80	8		
P H	2815-979-4550	BEARING 4L3763 (11083)		EA	1			29	57	114	1368	1200	80	9		
X1	5310-282-5698	NUT, ROD 2580A (11083)		EA	2								80	10		
X1		BOLT, ROD 156261 (11083)		EA	2								80	11		
P H	2815-951-6881	BEARING 744925 (11083)		EA	1			29	57	114	1368	1200	80	12		
		GROUP 40 - CRANKSHAFT														
P H	2815-122-9660	RING 7L2534 (11083)		EA	2			*	2	2	16	100	81	1		
X2H		THROWER 5L7856 (11083)		EA	2								81	2		
X1	2815-122-9665	GASKET 5L2093 (11083) (PART OF KIT, FSN 2815-873-4071)		EA	1								81	3		
X2H	2815-122-3952	BAFFLE 8L3972 (11083)		EA	1								81	4		
P H	5306-206-9533	BOLT, MACHINE: ADAPTER MTG 6F7035 (11083)		EA	10			*	*	*	*	*	81	5		
P H	5310-852-8267	WASHER, LOCK: ADAPTER MTG 3B4514 (11083)		EA	1			*	*	*	*	*	81	6		
X2H		ADAPTER 4L8819 (11083)		EA	1								81	7		

(1) RMR CODE	(2) FEDERAL STOCK NUMBER	(3) DESCRIPTION  REF NUMBER & MFR CODE	(4) USABLE ON CODE	(5) UNIT OF MEAS	(6) QTY INC IN UNIT	(8) 30-DAY DS MAINT ALLOWANCE			(7) 30-DAY GS MAINT ALLOWANCE			(9) 1-YR ALW PER 100 EQUIP CNTGY	(10) DEPOT MAINT ALW PER 100 EQUIP	(11) ILLUS- TRATION	
						(a)	(b)	(c)	(a)	(b)	(c)			(a)	(b)
						1-20	21-30	31-100	1-20	21-30	31-100			FIG. NO.	ITEM NO.
P H	5306-260-4508	BOLT, MACHINE: BAFFLE MTG 31794 (11083)		EA	12				•	•	•	•	•	81	8
P H	5310-514-6849	WASHER, LOCK: BAFFLE MTG 304506 (11083)		EA	12				•	•	•	•	•	81	9
P H	2815-979-4516	BEARING, CRANKSHAFT 414647 (11083)		EA	7				10	19	39	462	350	81	10
P H T	2815-724-1255	CRANKSHAFT ASSEMBLY 5L6293 (11083)		EA	1				•	•	2	10	2	81	11
		GROUP 41 - CYLINDER BLOCK AND COVERS													
P H	2815-122-9667	BLOCK ASSEMBLY 5L9583 (11083)		EA	1				•	•	•	3	3	82	
X2H		DOWEL 2A3348 (11083)		EA	1									82	1
X2H	5307-237-8130	STUD: CYLINDER HEAD 4L6788 (11083)		EA	96									82	2
X2H		DOWEL 4L3395 (11083)		EA	2									82	3
X2H		PIN, COTTER: BEARING CAP MTG 4L6830 (11083)		EA	14									82	4
X2H		NUT: BEARING CAP MTG 4L5834 (11083)		EA	14									82	5
X2H		STUD: BEARING CAP MTG 4L6142 (11083)		EA	14									82	6
X2H		CAP GROUP 5L4090 (11083)		EA	5									82	7
X2H	2815-979-5233	SHIM, LARGE 5L4143 (11083)		EA	2									82	8
X2H	2815-979-5052	SHIM, SMALL 5L4144 (11083)		EA	6									82	9
X2H		CAP GROUP 5L4095 (11083)		EA	2									82	10
X2H	2815-979-5233	SHIM, LARGE 5L4143 (11083)		EA	2									82	11
X2H	2815-979-5052	SHIM, SMALL 5L4144 (11083)		EA	6									82	12
P H	2815-725-0944	BEARING 5L2894 (11083)		EA	7				2	4	8	100	50	82	13
X2H	5315-252-2961	DOWEL 1A2223 (11083)		EA	24									82	14
X2H	5315-423-8085	DOWEL L2061 (11083)		EA	2										
X2H	5315-255-0996	DOWEL 2B2994 (11083)		EA	2										
X2H		DOWEL AN122717 (11083)		EA	6										
X2H		COVER ASSEMBLY 5L7280 (11083)		EA	1									82	15
X1	2815-297-5024	GASKET: COVER MTG 1F9223 (11083) (PART OF KIT, FSN 2815-873-4071)		EA	1									82	16
X2H		PLATE 4L4653 (11083)		EA	2									82	17
P H	5306-263-7301	BOLT, MACHINE: COVER MTG L1351 (11083)		EA	4				•	•	•	•	•	82	18

(1) SMR CODE	(2) FEDERAL STOCK NUMBER	(3) DESCRIPTION  REF NUMBER & MFR CODE	(4) USABLE ON CODE  UNIT OF MEAS	(5) QTY INC IN UNIT	(6) 30-DAY D5 MAINT ALLOWANCE			(7) 30-DAY G5 MAINT ALLOWANCE			(8) 1-YR ALW PER 100 EQUIP CNTGY	(9) DEPOT MAINT ALW PER 100 EQUIP	(10) ILLUS- TRATION	
					(a)	(b)	(c)	(a)	(b)	(c)			(a)	(b)
					1-20	21-50	51-100	1-20	21-50	51-100			FIG. NO.	ITEM NO.
P H	5310-514-6849	WASHER, LOCK: COVER MTG 3B4506 (11083)	EA	8				*	*	*	*	*	82	19
X2H		COVER 5F9303 (11083)	EA	2									82	20
X1	2815-298-0501	GASKET: COVER 1F3131 (11083) (PART OF KIT, FSN 2815-873-4071)	EA	1									82	21
P H	5305-260-4505	SCREW, CAP, HEXAGON HEAD S1590 (11083)	EA	2				*	*	*	*	*	82	22
P H	5310-514-6849	WASHER, LOCK: COVERS AND FLANGE MTG 3B4506 (11083)	EA	183				*	*	*	*	*	82	23
P H	5306-260-4508	BOLT, MACHINE S1594 (11083)	EA	14				*	*	*	*	*	82	24
P H	5306-637-4956	BOLT, MACHINE: COVERS AND FLANGE MTG S1588 (11083)	EA	71				*	*	*	*	*	82	25
P H	4730-122-3969	PLUG, PIPE 1B5174 (11083)	EA	1				*	*	*	*	*	82	26
X2H		FLANGE 7F5174 (11083)	EA	1									82	27
X1	2815-298-0501	GASKET: FLANGE MTG 1F3131 (11083) (PART OF KIT, FSN 2815-873-4071)	EA	1									82	28
P H	5305-273-9308	SCREW, CAP, HEXAGON HEAD: COVER MTG S509 (11083)	EA	96				*	*	*	*	*	82	29
X2H		DOWEL 1A9759 (11083)	EA	8									82	30
X2H		COVER 1F4418 (11083)	EA	5									82	31
X1	2815-297-5024	GASKET: COVER 1F9223 (11083) (PART OF KIT, 2815-873-4071)	EA	5									82	32
X2H	2815-828-6997	LINER, CYLINDER 152587 (11083)	EA	12									82	33
X1	2815-122-9668	RING, SEAL 6L7815 (11083) (PART OF KIT, FSN 2815-873-4071)	EA	36									82	34
X2H		COVER 4L7587 (11083)	EA	6									82	35
X1	2815-374-1211	GASKET 1F4419 (11083) (PART OF KIT, FSN 2815-873-4071)	EA	6									82	36
P H	4730-010-3867	PLUG 2B7457 (11083)	EA	2				*	*	*	*	*		
		GROUP 42 - SKID												
X2H		SKID 8593-4 (15373)	EA	1									83	
		GROUP 43 - SWITCHBOARD, REDCO												
X2F		SWITCHBOARD, ELECTRICAL SCS4-2000 (15373)	EA	1										
X2F		PANEL, FEEDER SFC4001 (15373)	EA	1									84	1
X20		LIGHT RECLOSER 146-103 (75346)	EA	1									84	2



(1) SWR CODE	(2) FEDERAL STOCK NUMBER	(3) DESCRIPTION  REF NUMBER & MFR CODE	(4) USABLE ON CODE	(5) UNIT OF MEAS	(6) QTY INC IN UNIT	(8) 30-DAY DS MAINT ALLOWANCE			(7) 30-DAY GS MAINT ALLOWANCE			(8) 1-YR ALW PER 100 EQUIP CNTGY	(9) DEPOT MAINT ALW PER 100 EQUIP	(10) ILLUS- TRATION		
						(a)	(b)	(c)	(a)	(b)	(c)	(a)	(b)	(a)	(b)	
						1-20	21-50	51-100	1-20	21-30	31-100					
P O	6210-105-0177	BODY, LIGHT RECLOSER ML2 (75346)		EA	3	2	2	4	2	2	4	50	40			
P O	6210-470-7623	LAMPLIGHT RECLOSER MLFR1 (75346)		EA	3	10	21	42	10	21	42	500	400			
P O	6210-466-1888	LENS RECLOSER MLLP1 (75346)		EA	3	2	2	4	2	2	4	50	40			
P O	6625-969-6145	AMMETER: D241, 0-300 291B461A24 (03486)		EA	1	*	2	2	*	2	2	12	10	84	3	
P O		SWITCH, AMMETER B16A048EF242F81G001 (10983)		EA	1	*	2	2	*	2	2	12	10	84	4	
P O	6210-753-2289	LIGHT, INDICATING, RED LH80-1 (81349)		EA	1	REF	REF	REF	REF	REF	REF	REF	REF	REF	84	5
P O	6210-061-2623	LENS, INDICATOR LIGHT, RED LC21RD (81349)		EA	1	REF	REF	REF	REF	REF	REF	REF	REF	REF		
P O	6240-143-3060	LAMP, INCANDESCENT 6S6DC120V (24446) (FOR INITIAL REPLACEMENT, FSNs 6210-753-2289 AND 6210-061-2623 MUST BE ORDERED)		EA	1	REF	REF	REF	REF	REF	REF	REF	REF	REF		
P O	6210-753-2289	LIGHT, INDICATING, RED LH80-1 (81349)		EA	1	REF	REF	REF	REF	REF	REF	REF	REF	REF	84	6
P O	6210-839-8865	LENS, INDICATOR, GREEN LC21GD (81349)		EA	1	REF	REF	REF	REF	REF	REF	REF	REF	REF		
P O	6240-143-3060	LAMP, INCANDESCENT 6S6DC120V (24446) (FOR INITIAL REPLACEMENT, FSNs 6210-753-2289 AND 6210-061-2623 MUST BE ORDERED)		EA	1	REF	REF	REF	REF	REF	REF	REF	REF	REF		
P O	5930-655-1575	SWITCH, AUTOMATIC RECLOSER MS35059-22 (96906)		EA	1	*	2	2	*	2	2	12	10	84	7	
P O		SWITCH, CONTROL, CIRCUIT BREAKER B162PD208F221FRG211M101 (10983)		EA	1	2	2	3	2	2	3	40	30	84	8	
P O	5930-655-1514	SWITCH, HEATER 511TS1-2 (91929)		EA	1	2	2	2	2	2	2	24	10	84	9	
P F	5945-192-9631	RELAYS, OVERCURRENT IACC091875281-2-8 (03486)		EA	4	2	2	3	2	2	3	36	20	84	10	
P F		TRANSFORMER, CURRENT: 400/5 JAH0837X60 (95018)		EA	3	2	3	5	2	3	5	60	40	84	11	
X20		SWITCH, KNIFE: 30A, 2 POLE, 250V 3151 (05684)		EA	1										84	12
P O	5920-865-3386	FUSE: 250V FRN20 (71400)		EA	2	5	10	20	5	10	20	240	200	84	13	
P F T	5925-192-9630	CIRCUIT BREAKER: 4160V, 1200A, 3 POLE, 250 MVA 500HP250 (03486) (SEE GROUP 46 FOR BREAKDOWN)		EA	1	*	2	2	*	2	2	20	10	84	14	
X2F		HEATER: 150W, 120V 1208 (63325)		EA	1											
P F	5910-804-8455	CAPACITOR: 10MF, 250VDC TVA1504 (56289)		EA	1	2	2	3	2	2	3	40	30			
P F	5961-723-3602	DIODE IN3612 (81349)		EA	1	2	3	7	2	3	7	80	60			
P F		RELAY RECLOSER: 2 POLE, 125VDC 105ADPDT10A110VDC (28478)		EA	2	*	2	2	*	2	2	20	10			
X2F		PANEL, GENERATOR SGF4000 (15373)		EA	1										85	1
P O	6625-181-2520	VOLTMETER: K241, 0-5000V 291B462A11 (03486)		EA	1	*	2	2	*	2	2	16	10	85	2	

(1) SMR CODE	(2) FEDERAL STOCK NUMBER	(3) DESCRIPTION  USABLE ON CODE  REF NUMBER & MFR CODE	(4) UNIT OF MEAS	(5) QTY INC IN UNIT	(6) 30-DAY DS MAINT ALLOWANCE			(7) 30-DAY GS MAINT ALLOWANCE			(8) 1-YR ALW PER 100 EQUIP CNTGY	(9) DEPOT MAINT ALW PER 100 EQUIP	(10) ILLUS- TRATION	
					(a)	(b)	(c)	(a)	(b)	(c)			(a)	(b)
					1-20	21-50	51-100	1-20	21-50	51-100			FIG. NO.	ITEM NO.
X20		LIGHT, RECLOSER 146-103 (75346)	EA	5									85	3
P O	6210-105-0177	BODY LIGHT ANNUNCIATOR ML2 (75346)	EA	5	REF	REF	REF	REF	REF	REF	REF	REF		
P O	6210-470-7623	LAMPLIGHT ANNUNCIATOR MLFR1 (75346)	EA	5	REF	REF	REF	REF	REF	REF	REF	REF		
P O	6210-466-1888	LENS LIGHT ANNUNCIATOR MLLP1 (75346)	EA	5	REF	REF	REF	REF	REF	REF	REF	REF		
P O	6625-896-7465	AMMETER: K241, 0-100A 291B461A19 (03486)	EA	1	*	2	2	*	2	2	16	10	85	4
P O	6625-648-9123	FREQUENCY METER: W/TRANSDUCER 291B199A10 (03486)	EA	1	*	2	2	*	2	2	16	10	85	5
P O	6625-740-2126	WATTMETER: K241, 0-750KW, 100/5CT, 4200/120PT 409C711A37 (03486)	EA	1	*	2	2	*	2	2	16	10	85	6
P O		SWITCH, ALARM TEST 55TS1-8 (91929)	EA	1	*	2	2	*	2	2	16	10	85	7
P O	5930-655-1521	SWITCH: REVERSE POWER RELAY RESET 8813K17 (15605)	EA	1	*	2	2	*	2	2	16	10	85	8
P O	5930-910-5633	PUSH BUTTON: OPERATOR ENGINE STOP BJP2 (23826)	EA	1	*	2	2	*	2	2	16	10	85	9
P O	6645-974-6303	METER, TIME RUNNING 50-236302AAAA1 (03516)	EA	1	*	2	2	*	2	2	16	10	85	10
P O		AMMETER: DC, 5 AMP 409C609A13 (03486)	EA	1	*	2	2	*	2	2	16	10	85	11
P O	5930-655-1514	SWITCH, HEATER TOGGLE 511TS1-2 (91929)	EA	1	REF	REF	REF	REF	REF	REF	REF	REF	85	12
P O		SWITCH, SYNCHRONIZING B16-2PD207F158F819G001 (10983)	EA	1	*	2	2	*	2	2	16	10	85	13
P O		SWITCH, GOVERNOR B16A215EF150PRG001 (10983)	EA	1	*	2	2	*	2	2	16	10	85	14
P O	5930-655-1582	SWITCH, CROSSCURRENT COMPENSATION MS35059-23 (96906)	EA	1	*	2	2	*	2	2	16	10	85	15
P O	5930-655-1575	SWITCH: VOLTAGE REGULATOR, ENGINE IDLE, DPST MS35059-22 (96906)	EA	1	*	2	2	*	2	2	16	10	85	16
P O	5930-655-1515	SWITCH: HORN SILENCE TOGGLE, SPST 8810K15 (15605)	EA	1	*	2	2	*	2	2	16	10	85	17
P F	5905-097-8412	RHEOSTAT, VOLTAGE ADJUSTING 867-31522-19 (97520)	EA	1	*	*	2	*	*	2	10	8	85	18
P F	5950-012-8617	VOLTAGE ADJUSTER, MANUAL 863-41123-00 (32270)	EA	1	*	*	2	*	*	2	10	10	85	19
P F		RELAY, OVERCURRENT 1JCU51A13ACOV8-1876243 (03486)	EA	4	2	2	4	2	2	4	52	40	85	20
P O	5930-685-9521	SWITCH, FIELD FLASH TOGGLE 512TS1-6 (91929)	EA	1	*	2	2	*	2	2	16	10	85	21
P O		SWITCH, CIRCUIT BREAKER B16-2PD208F221PRG211M101 (10983)	EA	1	*	2	2	*	2	2	16	10	85	22
P O	5930-023-7173	SWITCH, AUTO-MANUAL 520-11014-22 (32770)	EA	1	*	2	2	*	2	2	16	10	85	23
P O	6210-753-2289	LIGHT, INDICATING LH80-1 (81349)	EA	1	REF	REF	REF	REF	REF	REF	REF	REF	85	24
P O	6210-061-2623	LENS, INDICATOR LC21RD (81349)	EA	1	REF	REF	REF	REF	REF	REF	REF	REF		

(1) SMR CODE	(2) FEDERAL STOCK NUMBER	(3) DESCRIPTION  REF NUMBER & MFR CODE	(4) USABLE ON CODE	(5) UNIT OF MEAS	QTY INC IN UNIT	(6) 30-DAY DS MAINT ALLOWANCE			(7) 30-DAY GS MAINT ALLOWANCE			(8) 1-YR ALW PER 100 EQUIP CNTGY	(9) DEPOT MAINT ALW PER 100 EQUIP	(10) ILLUS- TRATION	
						(a)	(b)	(c)	(a)	(b)	(c)			(a)	(b)
						1-20	21-50	51-100	1-20	21-50	51-100			FIG. NO.	ITEM NO.
P O	6240-143-3060	LAMP, INCANDESCENT 6S6DC120V (24446) (FOR INITIAL REPLACEMENT, FSNs 6210-753-2289 AND 6210-061-2623 MUST BE ORDERED)		EA	1	REF	REF	REF	REF	REF	REF	REF			
P O	6210-753-2289	LIGHT, INDICATING LH80-1 (81349)		EA	1	REF	REF	REF	REF	REF	REF	REF	85	25	
P O	6210-839-8865	LENS, INDICATOR LC21GD (81349)		EA	1	REF	REF	REF	REF	REF	REF	REF			
P O	6240-143-3060	LAMP, INCANDESCENT 6S6DC120V (24446)		EA	1	REF	REF	REF	REF	REF	REF	REF			
P O		SWITCH, VOLTMETER B16B008E2FY007PRG001 (10983)		EA	1	*	2	2	*	2	2	16	10	85 26	
P O		SWITCH, AMMETER B16A048EF242F811G001 (10983)		EA	1	*	2	2	*	2	2	16	10	85 27	
P F	5930-910-5683	CONTACT, ENGINE STOP BJJ (23826)		EA	1	2	3	7	2	3	7	80	60	85 28	
P F	2920-118-5328	RELAY, REVERSE POWER 2596 (12684)		EA	2	2	2	2	2	2	2	26	20	85 29	
P O	5920-865-3386	FUSE: 20A, 250V FRN20 (71400)		EA	2	2	3	7	2	3	7	80	70	85 30	
P F T	5925-192-9630	CIRCUIT BREAKER, AIR: 1200A, 3 POLE, 250 MVA 50DHP250 (03486) (SEE GROUP 46 FOR BREAKDOWN)		EA	1	REF	REF	REF	REF	REF	REF	REF	REF	85 31	
P F R		VOLTAGE REGULATOR MODEL35600-103 (97520)		EA	1	*	*	2	*	*	2	10	18	85 32	
P F		RELAY, FAULT LOCATOR: 2 POLE 105ADPDT10A110VDC (28478)		EA	1	REF	REF	REF	REF	REF	REF	REF	REF	85 33	
P F	5961-054-0925	BRIDGE ASSEMBLY: RECTIFIER 851-26100-12 (32770)		EA	1	2	2	2	2	2	2	24	20	85 34	
P F	5961-866-4599	DIODE ASSEMBLY: DISCHARGE 851-17500-90 (32770)		EA	1	2	4	8	2	4	8	100	8	85 35	
P F	5950-091-9187	TRANSFORMER, ISOLATION 856-97649-00 (97520)		EA	1	2	2	3	2	2	3	30	20	85 36	
P F	5950-466-2067	TRANSFORMER, POTENTIAL: 4200/120 PTM5-261A444G02 (03486)		EA	2	2	2	5	2	2	5	55	30	85 37	
P O	5930-959-0077	SWITCH, DOOR INTERLOCK BZE6-2RQ (91929)		EA	1	*	2	2	*	2	2	16	10	85 38	
P F		TRANSFORMER ECT25254A585G08 (03486)		EA	3	2	2	5	2	2	5	55	40	85 39	
P F	5950-091-9184	TRANSFORMER, CROSSCURRENT COMPENSATION 858-41557-40 (97520)		EA	1	2	2	3	2	2	3	30	20	85 40	
P F		TRANSFORMER, CURRENT: 400/5 JAH0837X60 (95018)		EA	2	2	2	5	2	2	5	55	30		
P F	5925-810-4892	CIRCUIT BREAKER: 125V, DC, 2 POLE, 15A TE122015 (02295)		EA	1	2	2	4	2	2	4	48	30		
X20		SWITCH, KNIFE: 30A, 2 POLE, 250V 3151 (05684)		EA	1										
P F	6350-459-8898	DIODE, ALARM PANEL PLUG IN 4082GCCP310A2 (04725)		EA	1	2	4	8	2	4	8	90	70		
P O		HEATER STRIP: 150W, 120V 1208 (63325)		EA	1	*	*	1	*	*	1	10	10		
P O	5905-100-5026	RESISTOR, FIELD FLASH: 250 OHM, 100W 0606 (44655)		EA	4	2	2	4	2	2	4	48	30		

(1) SMR CODE	(2) FEDERAL STOCK NUMBER	(3) DESCRIPTION  REF NUMBER & MFR CODE	(4) USABLE ON CODE	(5) UNIT OF MEAS	QTY INC IN UNIT	(6) 30-DAY DS MAINT ALLOWANCE			(7) 30-DAY GS MAINT ALLOWANCE			(8) 1-YR ALW PER 100 EQUIP CNTGY	(9) DEPOT MAINT ALW PER 100 EQUIP	(10) ILLUS- TRATION	
						(a)	(b)	(c)	(a)	(b)	(c)			(a)	(b)
						1-20	21-50	51-100	1-20	21-50	51-100			FIG. NO.	ITEM NO.
P O	5935-302-6343	SOCKET TUBE, INDUSTRIAL: 8 PIN 146-103 (02660)		EA	2	2	3	7	2	3	7	80	60		
P O	5920-854-4898	FUSE, TRUNNION MOUNTED 1120 (15373)		EA	3	2	3	7	2	3	7	80	60		
P O	5920-854-4917	FUSE, STATION TRANSFORMER 1122 (15373)		EA	3	2	2	3	2	2	3	40	30		
P O	6240-493-7809	LAMP PILOT: 650140V 1125 (15373)		EA	12	4	8	17	4	8	17	200	100		
P F R	6110-135-0253	REGULATOR PACKAGE 827-36133-07 (97520)		EA	1	*	*	2	*	*	2	8	6		
P F	5999-130-3635	CIRCUIT BOARD ASSEMBLY CB1SR4 (97520)		EA	1	*	*	2	*	*	2	8	6		
P F	5905-912-0354	RHEOSTAT LINE, VOLTAGE ADJUSTING 69-1818 (97520)		EA	1	2	2	4	2	2	4	48	40		
P F	5905-903-5398	RESISTOR, NOMINAL VOLTAGE SETTING 69-1819 (97520)		EA	1	2	2	4	2	2	4	48	40		
P F	5905-903-5397	STABILITY CONTROL 69-1676 (97520)		EA	1	2	2	4	2	2	4	48	40		
P F	5905-903-5393	RESISTOR, DROOP ADJUSTING 69-0573 (97520)		EA	1	2	2	4	2	2	4	48	40		
P F	5961-091-9193	SILICON CONTROLLED RECTIFIER 69-1796 (97520)		EA	1	2	3	7	2	3	7	80	60		
P F	5950-071-7636	TRANSFORMER, PARALLELING BE9024 (97520)		EA	1	2	3	7	2	3	7	80	70		
P F	5950-091-9185	TRANSFORMER SENSING T23R4 (97520)		EA	1	2	3	7	2	3	7	80	60		
P F	5950-091-9186	TRANSFORMER SENSING T33R4 (97520)		EA	1	2	3	7	2	3	7	80	70		
P F	5950-070-8093	FILTER, CHOKE BE8794-2 (97520)		EA	1	3	7	13	3	7	13	160	10		
P F		RELAY 71-0222 (97520)		EA	1	2	2	3	2	2	3	40	30		
P F	5961-466-0229	DIODE 1N3495R (97520)		EA	1	5	10	20	5	10	20	240	200		
X2F		PANEL, AUXILIARY SPC4002 (15373)		EA	1									86	1
P O	6625-952-6886	VOLTMETER, GROUND, DETECTING 291B462A10 (03486)		EA	1	*	2	2	*	2	2	12	10	86	2
P O	6625-450-3482	METER, FREQUENCY: W/TRANSDUCER, 55-65 CYs K241-291B199A10 (03486)		EA	1	*	2	2	*	2	2	12	10	86	3
P O	6210-105-0177	BODY ANNUNCIATOR ML2 (75346)		EA	2	REF	REF	REF	REF	REF	REF	REF	REF	86	4
P O	6210-470-7623	LAMP ANNUNCIATOR MLFR1 (75346)		EA	2	REF	REF	REF	REF	REF	REF	REF	REF		
P O	6210-466-1888	LENS ANNUNCIATOR MLLP1 (75346)		EA	2	REF	REF	REF	REF	REF	REF	REF	REF		
P F	6625-167-9318	SYNCHROSCOPE: K231 187A276A25 (03486)		EA	1	*	*	*	*	*	*	5	3	86	5
P O	6625-181-2520	VOLTMETER: 0-5000V 291B462A11 (03486)		EA	1	*	2	2	*	2	2	12	10	86	6
P O	5930-492-8322	VOLTMETER SWITCH B16A005E212414PRG001 (10983)		EA	1	*	2	2	*	2	2	12	10	86	7
P O	5930-655-1514	SWITCH, HEATER 511TS1-2 (91929)		EA	1	*	2	2	*	2	2	12	10	86	8

(1) SMR CODE	(2) FEDERAL STOCK NUMBER	(3) DESCRIPTION  REF NUMBER & MFR CODE	(4) USABLE ON CODE	(5) UNIT OF MEAS	(6) QTY INC IN UNIT	(6) 30-DAY DS MAINT ALLOWANCE			(7) 30-DAY GS MAINT ALLOWANCE			(8) 1-YR ALW PER 100 EQUIP CNTGY	(9) DEPOT MAINT ALW PER 100 EQUIP	(10) ILLUS- TRATION	
						(a)	(b)	(c)	(a)	(b)	(c)			(a)	(b)
						1-20	21-50	51-100	1-20	21-50	51-100			FIG. NO.	ITEM NO.
P O		SWITCH, SYNCHRONIZING B16B25E212415PRG001 (10983)		EA	1	*	2	2	*	2	2	12	10	86	9
P O		SWITCH, VOLTMETER B16A004EF154PRG001 (10983)		EA	1	*	2	2	*	2	2	12	10	86	10
P O		VOLTMETER; BATTERY CHARGER 50-1620-11PZPZ (03516)		EA	1	*	*	*	*	*	*	5	3	86	11
P O	6350-450-6931	HORN: 125V, DC M9900-125 (06859)		EA	1	*	*	*	*	*	*	8	5	86	12
X20		STARTER, MANUAL 600TOX4MP29HTR (01121)		EA	4									86	13
P O		WATT HOUR METER DSM53701X28G102B2FM (03486)		EA	1	*	2	2	*	2	2	12	10	86	14
X20		STARTER, MANUAL 600TOX4MP32HTR (01121)		EA	2									86	15
P O		AMMETER; BATTERY CHARGER 50-162111LSLS (03516)		EA	1	*	*	*	*	*	*	5	3	86	16
P O	5920-548-3125	FUSE: 10 AMP, 250V NON10 (71400)		EA	5	4	8	17	4	8	17	200	100	86	17
P F	5950-407-2818	TRANSFORMER, POTENTIAL 56915-66 (01296)		EA	2	2	2	3	2	2	3	40	30	86	18
P F	5945-938-0423	RELAY ALTERNATOR: 115VAC G4A046 (77342)		EA	4	2	2	3	2	2	3	40	30	86	19
P F	5945-583-0516	RELAY, MOTOR CONTROL: 115VAC PR3AY (80991)		EA	8	2	3	7	2	3	7	80	60	86	20
P F	5905-853-3628	RESISTOR: 500 OHM, 100W 0607 (44655)		EA	2	*	2	2	*	2	2	20	10	86	21
P F	6110-438-6859	STARTER: 208V 14DA32A (23826)		EA	2	2	2	3	2	2	3	40	20	86	22
P F		BREAKER: 150A AND INCLOSURE Q0430-36M150 (19804)		EA	1	*	*	2	*	*	2	10	8	86	23
P F		COVER, INCLOSURE Q030M200F (19804)		EA	1	*	*	2	*	*	2	10	8		
P F	5925-828-4018	BREAKER: 3 POLE, 30 AMP Q0330 (90211)		EA	2	2	2	3	2	2	3	40	20		
P F	5925-818-4811	BREAKER: 1 POLE, 15 AMP Q0115 (88434)		EA	2	*	*	2	*	*	2	20	10		
P F	5925-958-6828	BREAKER: 2 POLE, 15 AMP Q0215 (04809)		EA	4	2	3	7	2	3	7	80	40		
P F	5925-583-7941	BREAKER: 1 POLE, 20 AMP Q0120 (56365)		EA	8	3	7	13	3	7	13	160	80		
P O	5920-406-9079	FUSE 261A448G01 (03486)		EA	1	2	2	3	2	2	3	40	30	86	24
P F	5950-866-4682	TRANSFORMER, POTENTIAL PTM5261A445G01 (03486)		EA	3	2	3	5	2	3	5	60	50	86	25
P F	5970-450-5710	INSULATORS: 5KV 1642-10E (02329)		EA	6	2	2	3	2	2	3	40	30	86	26
P F	5945-938-0425	CONTACTS: 5KV 1SS1080 (15373)		EA	3	*	2	2	*	2	2	15	10	86	27
P O	5920-406-4676	FUSE: 5KV 1SF1040 (15373)		EA	3	3	5	10	3	5	10	120	100	86	28
P F	5945-938-0426	CONTACTS: 5KV 1SS1083 (15373)		EA	3	*	2	2	*	2	2	15	10	86	29
P F	5950-194-2987	TRANSFORMER: W/PANEL BOARD, 45KVA, 4160/208 7AD4160V (01296)		EA	1	*	2	2	*	2	2	20	10	86	30

(1) SMR CODE	(2) FEDERAL STOCK NUMBER	(3) DESCRIPTION  REF NUMBER & MFR CODE	(4) USABLE ON CODE  UNIT OF MEAS	(5) QTY INC IN UNIT	(6) 30-DAY DS MAINT ALLOWANCE			(7) 30-DAY GS MAINT ALLOWANCE			(8) 1-YR ALW PER 100 EQUIP CNTGY	(9) DEPOT MAINT ALW PER 100 EQUIP	(10) ILLUS- TRATION	
					(a)	(b)	(c)	(a)	(b)	(c)			(a)	(b)
					1-20	21-50	51-100	1-20	21-50	51-100			FIG. NO.	ITEM NO.
P F	5910-281-0794	SURGE SUPPRESSOR: 3 POLE 114727TYPEFB (03486)	EA	1	*	*	2	*	*	2	10	8		
X20		LIGHTING ARRESTORS RM161681 (03486)	EA	3										
P O		HEATER: 150W, 120V 1208 (63325)	EA	1	*	*	1	*	*	1	10	10		
P F	5961-723-3602	DIODE, HORN SUPPRESSION IN3612 (81349)	EA	1	REF	REF	REF	REF	REF	REF	REF	REF		
X20		SWITCH, SELECTOR HOA (23826)	EA	2										
P O	4310-945-3145	OPERATOR SWITCH BJSIC (23826)	EA	2	2	2	2	2	2	2	24	*		
P O	6110-439-1707	PLATE LEGEND SWITCH D11806-1 (23826)	EA	2	*	*	2	*	*	2	10	8		
P O	5930-435-3898	BLOCK, DOUBLE CONTACT SWITCH BJX (23826)	EA	2	2	2	2	2	2	2	24	*		
X1		SWITCH, SELECTOR MA (23826)	EA	2										
P O	5930-868-4398	OPERATOR SWITCH BJSIAK (23826)	EA	2	2	2	2	2	2	2	24	40		
P O	6110-439-1713	PLATE LEGEND SWITCH D11805-9 (23826)	EA	2	*	*	2	*	*	2	10	8		
P O	5930-910-5638	BLOCK, SINGLE CONTACT SWITCH BJJ (23826)	EA	2	2	2	2	2	2	2	24	10		
X2F R		BATTERY CHARGER 4SC1095 (15373)	EA	1									86	
X2F		HEAT SINK ASSEMBLY: HSA 1SH1068 (15373)	EA	1									86	1
X2F		HEAT SINK ASSEMBLY: HSB 1SH1069 (15373)	EA	1									86	2
P F	6110-043-5345	CARD, PRINTED CIRCUIT: B1 1381013 (15373)	EA	1	*	*	2	*	*	2	10	8	86	3
P F	6110-043-5348	CARD, PRINTED CIRCUIT 1381014 (15373)	EA	1	*	*	2	*	*	2	10	8	86	3
P F	5905-492-6145	RESISTOR: 1W, 10 PERCENT, R 13R1012 (15373)	EA	22	2	2	2	2	2	2	12	20	86	4
P F	5961-954-3112	DIODE: D7 AND D9 A1382 (09214)	EA	2	3	7	13	3	7	13	160	100	86	5
P F	5905-086-1520	THERMISTOR: R14 2R114 (09214)	EA	1	2	2	3	2	2	3	40	20	86	6
P F	5905-978-8542	POTENTIOMETER: P1 3067P1-502 (80294)	EA	1	2	2	3	2	2	3	40	20	86	7
P F	5961-901-4862	DIODE, ZENER: 08 2N3638 (07263)	EA	4	7	13	27	7	13	27	320	200	86	8
P F	5961-869-4857	DIODE, SEMICONDUCTOR CONTROLLED RECTIFIER: D10 C6A (01139)	EA	1	2	3	7	2	3	7	80	50	86	9
P F	5905-709-7651	POTENTIOMETER: P2 3067P1-503 (80294)	EA	1	2	2	3	2	2	3	40	20	86	10
P F	5961-925-2109	TRANSISTOR: Q1 2N3392 (00214)	EA	1	2	3	7	2	3	7	80	60	86	11
P F	6625-936-6281	AMMETER: 0-15 AMP 512X72 (03516)	EA	1	*	2	2	*	2	2	12	10	86	12
P F	5950-091-9189	TRANSFORMER, PRIMARY: 120V, 60 CY, T1 15T2002 (15373)	EA	1	*	2	2	*	2	2	20	30	86	13

(1) SMR CODE	(2) FEDERAL STOCK NUMBER	(3) DESCRIPTION  REF NUMBER & MFR CODE	(4) USABLE ON CODE,  UNIT OF MEAS	(5) QTY INC IN UNIT	(6) 30-DAY DS MAINT ALLOWANCE			(7) 30-DAY GS MAINT ALLOWANCE			(8) 1-YR ALW PER 100 EQUIP CNTGY	(9) DEPOT MAINT ALW PER 100 EQUIP	(10) ILLUS- TRATION	
					(a)	(b)	(c)	(a)	(b)	(c)			(a)	(b)
					1-20	21-50	51-100	1-20	21-50	51-100			FIG. NO.	ITEM NO.
P F	5910-948-6016	CAPACITOR: C1 49F6216 (01002)	EA	1	2	2	3	2	2	3	40	30	86	14
P F	5905-503-9897	RESISTOR: R1 0400D (44655)	EA	1	*	*	2	*	*	2	10	8	86	15
P F	5961-905-7500	DIODE: D1 AND D5 368M (05277)	EA	5	8	17	33	8	17	33	400	250	86	16
P F	5951-990-0233	DIODE: D6 C30B (09214)	EA	1	2	3	7	2	3	7	80	50	86	17
P F	5905-878-3604	RESISTOR: R2 RW32V511 (81349)	EA	1	*	*	2	*	*	2	10	8	86	18
P F	5905-841-8687	RESISTOR: R3 0375 (44655)	EA	1	*	*	2	*	*	2	10	8	86	19
P F	5910-924-7298	CAPACITOR: C2 76F02KM101 (01002)	EA	1	2	2	3	2	2	3	40	20	86	20
P F	5940-469-6737	TERMINAL BLOCK: TB 1STB1003 (15373)	EA	1	*	*	2	*	*	2	8	6		
P O U	6140-057-2524	BATTERY, STORAGE: LEAD, ACID  GROUP 44 - SWITCHBOARD, LLOYD	EA	10	2	2	4	2	2	4	50	40		
X2F		SWITCHBOARD, ELECTRICAL SCS3-1500 (15373)	EA	1										
X2F		PANEL, FEEDER SFC3001 (15373)	EA	1									87	1
P F	5945-064-8699	RELAY, OVERCURRENT 121AC53B101A (03497)	EA	9	2	2	3	2	2	3	40	30	87	2
P O	6625-057-2645	AMMETER: 0-200 50-103131LSRL (03516)	EA	1	*	2	2	*	2	2	12	10	87	3
P O	6210-102-2588	LIGHT, INDICATING, RED: 125V, DC 610-5700G43R (08804)	EA	3	2	2	2	2	2	2	24	20	87	4
P O	6210-102-2587	LIGHT, INDICATING, GREEN: 25V, DC 610-5700G43G (08804)	EA	3	2	2	2	2	2	2	24	20	87	5
P O	5930-655-1521	SWITCH, RESET, RECLOSURE: 1P1T MS35058-29 (96906)	EA	1	*	2	2	*	2	2	12	10	87	6
P O	5930-101-6840	SWITCH, CIRCUIT BREAKER: 3 POSITION 10AA106 (03497)	EA	1	*	2	2	*	2	2	12	10	87	7
P O	5930-655-1514	SWITCH, DISCONNECT: 1P1T MS35058-22 (96906)	EA	1	*	*	2	*	*	2	8	6	87	8
P O	5930-101-6839	SWITCH, AMMETER: 4 POSITION 10AA009 (03497)	EA	3	2	3	6	2	3	6	72	20	87	9
P F	5945-064-8699	RELAY, GROUND 121AC53B101A (03497)	EA	3	REF	REF	REF	REF	REF	REF	REF	REF	87	10
P F	5945-896-9883	RELAY, RECLOSURE: 2 NO, 2 NC 12HGA11H52 (24446)	EA	1	*	*	2	*	*	2	10	8	87	11
P F	5910-102-6818	CAPACITOR: 40 MFD TVAH12 (56289)	EA	1	2	2	3	2	2	3	40	30	87	12
P F	5905-107-7751	RESISTOR: 2500 OHM 0378 (44655)	EA	1	2	2	3	2	2	3	40	30	87	13
P F	5945-681-8252	RELAY: 125V, DC 200G110Z1 (01121)	EA	1	2	2	3	2	2	3	40	30	87	14
P F T	5925-101-6838	CIRCUIT BREAKER, MAGNE-BLAST: 1200 AMP AM416-250-7H (03497) (SEE GROUP 47 FOR BREAKDOWN)	EA	1	2	2	3	2	2	3	40	30	87	15

(1) SMR CODE	(2) FEDERAL STOCK NUMBER	(3) DESCRIPTION  REF NUMBER & MFR CODE	(4) USABLE ON CODE	(5) UNIT OF MEAS	(6) QTY INC IN UNIT	(6) 30-DAY DS MAINT ALLOWANCE			(7) 30-DAY GS MAINT ALLOWANCE			(8) 1-YR ALW PER 100 EQUIP CNTGY	(9) DEPOT MAINT ALW PER 100 EQUIP	(10) ILLUS- TRATION	
						(a)	(b)	(c)	(a)	(b)	(c)			(a)	(b)
						1-20	21-50	51-100	1-20	21-50	51-100			1-20	21-50
P F	5950-091-9190	TRANSFORMER, CURRENT: 400/5 837X60 (95018)		EA	9	3	5	11	3	5	11	120	100	87	16
P F	5970-450-5710	INSULATORS, STANDOFF: 5KV 16A2-10E (02329)		EA	19	2	3	5	2	3	5	60	50	87	17
P O		HEATER, SPACE 2A911B102 (04314)		EA	1	*	*	1	*	*	1	10	10		
X2F		GENERATOR CUBICLE SGP3000 (15373)		EA	1									88	1
P O	6625-057-2646	AMMETER: 0-100 50-103131LSPK1 (03516)		EA	1	*	2	2	*	2	2	12	10	88	2
P O	6210-105-0177	ANNUNCIATOR, LAMP BOX ASSEMBLY ML2 (75348)		EA	5	2	3	5	2	3	5	60	40	88	3
P O	6240-143-3174	BULB, ANNUNCIATOR: 125V, DC 6S6 (24446)		EA	1	10	21	42	10	21	42	500	200	88	4
P O	6625-057-2647	VOLTMETER: 0-5250 50-103021PZUL1 (03516)		EA	1	*	2	2	*	2	2	12	10	88	5
P O	6625-112-2415	WATTMETER: 0-700 50-106251FCR1ACF (03516)		EA	1	*	2	2	*	2	2	12	20	88	6
P O	6625-057-2648	AMMETER: DC, 0-5A 50-103111LSLS (03516)		EA	1	*	2	2	*	2	2	12	10	88	7
P O	6625-435-2338	METER, FREQUENCY: W/IMPEDOR, 56-65 50-106352APAP3 (03516)		EA	3	*	2	4	*	2	4	48	20	88	8
P F	5945-057-2652	RELAY, OVERCURRENT: 400/5 121JC151A13A (03497)		EA	3	2	2	3	2	2	3	40	20	88	9
P O	5930-023-7173	SWITCH, AUTOMATIC, MANUAL 520-11014-22 (32770)		EA	1	*	2	2	*	2	2	12	10	88	10
P O	5905-097-8412	RHEOSTAT, VOLTAGE ADJUSTING 867-31522-19 (97520)		EA	1	*	2	2	*	2	2	12	10	88	11
P O	5930-655-1582	SWITCH, REGULATOR: DPDT MS35059-23 (96906)		EA	1	*	2	2	*	2	2	12	10	88	12
P O	5930-655-1575	SWITCH, ENGINE IDLE: DPIT MS35059-22 (96906)		EA	1	*	2	2	*	2	2	12	10	88	13
P O	5950-012-8617	VOLTAGE ADJUSTING WITH VARIANCE 863-1123-00 (32770)		EA	1	*	2	2	*	2	2	12	10	88	14
P O	5930-655-1522	SWITCH, FIELD FLASH: 1PIT MS35058-30 (96906)		EA	1	*	2	2	*	2	2	12	10	88	15
P O	5910-097-8411	RESET, REVERSE POWER RELAY: 1PIT MS35058-29 (96906)		EA	1	*	2	2	*	2	2	12	10	88	16
P O	6210-102-2588	INDICATING LIGHT, RED: 125V, DC 610-5700G43R (08804)		EA	3	REF	REF	REF	REF	REF	REF	REF	REF	88	17
P O	5930-101-6845	SWITCH, GOVERNOR: 3 POSITION 10AA65 (03497)		EA	1	*	2	2	*	2	2	12	10	88	18
P O	5930-872-6426	SWITCH, SYNCHRONIZING: 2 POSITION 10AA024 (03497)		EA	1	*	2	2	*	2	2	12	10	88	19
P O	5930-876-1094	SWITCH, CIRCUIT BREAKER: 3 POSITION 10AA107 (03497)		EA	1	*	2	2	*	2	2	12	10	88	20
P O	5930-655-1514	SWITCH, HEATER, DISCONNECT MS35058-22 (96906)		EA	1	2	2	3	2	2	3	36	21	88	21
P O	5930-931-2494	SWITCH, VOLTMETER TRANSFER: 8 POSITION 10AA007 (03497)		EA	1	*	2	2	*	2	2	12	10	88	22
P O	5930-101-6839	SWITCH, AMMETER: 4 POSITION 10AA009 (03497)		EA	3	REF	REF	REF	REF	REF	REF	REF	REF	88	23



(1) SMR CODE	(2) FEDERAL STOCK NUMBER	(3) DESCRIPTION  REF NUMBER & MFR CODE	(4) USABLE ON CODE	(5) UNIT OF MEAS	(6) QTY INC IN UNIT	(6) 30-DAY DS MAINT ALLOWANCE			(7) 30-DAY GS MAINT ALLOWANCE			(8) 1-YR ALW PER 100 EQUIP CNTGY	(9) DEPOT MAINT ALW PER 100 EQUIP	(10) ILLUS- TRATION			
						(a)	(b)	(c)	(a)	(b)	(c)			(a)	(b)		
						1-20	21-50	51-100	1-20	21-50	51-100			FIG. NO.	ITEM NO.		
P O	6210-102-2587	INDICATING LIGHT, GREEN: 125V, DC 610-5700G43G (08804)		EA	3	REF	REF	REF	REF	REF	REF	REF	REF	REF	88	24	
P O	5930-655-1517	SWITCH, ALARM TEST: 1PDT MS35058-26 (96906)		EA	1	*	2	2	*	2	2	12	10	REF	88	25	
P F	5945-057-2652	RELAY, GROUND CURRENT 121JCV51A13A (03497)		EA	3	REF	REF	REF	REF	REF	REF	REF	REF	REF	88	26	
P O	5930-097-8413	SWITCH, PUSH BUTTON ENGINE STOP: DPDT CR2940U200W (03497)		EA	1	*	2	2	*	2	2	12	10	REF	88	27	
P O	6645-618-9496	METER, RUNNING TIME HOURS 632SA088 (14907)		EA	1	*	2	2	*	2	2	12	20	REF	88	28	
P F	5945-103-5358	RELAY, REVERSE POWER MODEL2596 (04725)		EA	2	*	2	2	*	2	2	20	15	REF	88	29	
P F R		VOLTAGE REGULATOR MODEL35600-103 (15373)		EA	1	REF	REF	REF	REF	REF	REF	REF	REF	REF	REF	88	30
P F T	5925-101-6838	CIRCUIT BREAKER, MAGNE-BLAST: 1200 AMP AM16-250-7H (03497) (SEE GROUP 47 FOR BREAKDOWN)		EA	1	REF	REF	REF	REF	REF	REF	REF	REF	REF	REF	88	31
P F	5961-866-4599	DISCHARGE, DIODE ASSEMBLY 851-17500-90 (32770)		EA	1	2	3	7	2	3	7	80	60	REF	88	32	
P F	5950-091-9187	TRANSFORMER, ISOLATION 856-97649-00 (97520)		EA	1	*	2	2	*	2	2	20	10	REF	88	33	
P F	5950-473-1626	TRANSFORMER, POTENTIAL: 2400/120 643X85 (24446)		EA	3	2	3	5	2	3	5	60	50	REF	88	34	
P F	5950-091-9184	TRANSFORMER, CROSSCURRENT COMPENSATION 858-41557-40 (97520)		EA	1	*	2	2	*	2	2	20	10	REF	88	35	
P F	5950-091-9190	TRANSFORMER, CURRENT: 400/5 837X60 (95018)		EA	3	REF	REF	REF	REF	REF	REF	REF	REF	REF	REF	88	36
P F	5970-450-5710	INSULATORS, STANDOFF 1642-10E (02329)		EA	9	REF	REF	REF	REF	REF	REF	REF	REF	REF	REF	88	37
P F	5945-850-6962	RELAY, ANNUNCIATOR, CHASSIS AND RECTIFIER 2602C110VDC (83851)		EA	1	*	*	2	*	*	2	10	8				
P F	5961-091-9192	RECTIFIER, ANNUNCIATOR LC1-1200-1B (25326)		EA	1	*	2	2	*	2	2	20	10				
P F		RESISTOR, FIELD FLASH: 100W 2208 (44655)		EA	1	*	*	2	*	*	2	10	8				
P O	5940-420-4363	TERMINAL BLOCK: 12 POINT CR151B2 (03497)		EA	33	*	*	*	*	*	2	10	8				
X20		COVER, HEAT SINK: BUSS 3028-2-1-2 (76381)		EA	100												
P F	5961-054-0925	RECTIFIER, BRIDGE ASSEMBLY: MANUAL OPERATOR 851-26100-12 (32770)		EA	1	*	2	2	*	2	2	20	10				
P F	5930-097-8414	THERMOSTAT 514-00302-03 (32770)		EA	1	*	*	*	*	*	*	5	3				
P F R	6110-135-0253	REGULATOR PACKAGE 827-36133-07 (32770)		EA	1	REF	REF	REF	REF	REF	REF	REF	REF	REF			
P F	5999-130-3635	CIRCUIT BOARD ASSEMBLY CB1SR4 (97520)		EA	1	REF	REF	REF	REF	REF	REF	REF	REF	REF			
P O	5905-912-0354	RHEOSTAT LINE, VOLTAGE ADJUSTING 69-1818 (97520)		EA	1	REF	REF	REF	REF	REF	REF	REF	REF	REF			
P F	5905-903-5398	RESISTOR, NOMINAL VOLTAGE SETTING 69-1819 (97520)		EA	1	REF	REF	REF	REF	REF	REF	REF	REF	REF			

(1) SMR CODE	(2) FEDERAL STOCK NUMBER	(3) DESCRIPTION  REF NUMBER & MFR CODE	(4) USABLE ON CODE	(5) UNIT OF MEAS	(6) QTY INC IN UNIT	(4) 30-DAY DS MAINT ALLOWANCE			(7) 30-DAY GS MAINT ALLOWANCE			(8) 1-YR ALW PER 100 EQUIP CNTGY	(9) DEPOT MAINT ALW PER 100 EQUIP	(10) ILLUS- TRATION	
						(a)	(b)	(c)	(a)	(b)	(c)			(a)	(b)
						1-20	21-50	51-100	1-20	21-50	51-100			FIG. NO.	ITEM NO.
P F	5905-903-5397	STABILITY CONTROL 69-1676 (97520)		EA	1	REF	REF	REF	REF	REF	REF	REF	REF		
P F	5905-903-5393	RESISTOR, DROOP ADJUSTING 69-0573 (97520)		EA	1	REF	REF	REF	REF	REF	REF	REF	REF		
P F	5961-091-9193	SILICON CONTROLLED RECTIFIER 69-1796 (97520)		EA	1	REF	REF	REF	REF	REF	REF	REF	REF		
P F	5950-071-7636	TRANSFORMER, PARALLELING BE9024 (97520)		EA	1	REF	REF	REF	REF	REF	REF	REF	REF		
P F	5950-091-9185	TRANSFORMER SENSING T23R4 (97520)		EA	1	REF	REF	REF	REF	REF	REF	REF	REF		
P F	5950-091-9186	TRANSFORMER SENSING T33R4 (97520)		EA	1	REF	REF	REF	REF	REF	REF	REF	REF		
P F	5950-070-8093	FILTER, CHOKE BE8794-2 (97520)		EA	1	REF	REF	REF	REF	REF	REF	REF	REF		
P F	5945-950-2362	RELAY 71-0222 (97520)		EA	1	REF	REF	REF	REF	REF	REF	REF	REF		
P F	5961-466-0229	DIODES 1N3495R (97520)		EA	1	REF	REF	REF	REF	REF	REF	REF	REF		
X2F		PANEL, AUXILIARY SCP3002 (15373)		EA	1									89	1
P O	6625-420-8622	VOLTMETER, GROUND 50-103021PZUA1 (03516)		EA	1	*	2	2	*	2	2	12	20	89	2
P O	6625-420-8626	VOLTMETER: 0.5250V 50-103021PZUL (03516)		EA	1	*	2	2	*	2	2	12	10	89	3
P O		LIGHT, SYNCHROSCOPE 1708P (75348)		EA	2	2	2	4	2	2	4	48	40	89	4
P F	6115-043-5346	SYNCHROSCOPE 50-106452AAAA1 (03516)		EA	1	*	*	*	*	*	*	5	3	89	5
P O	6625-435-2338	METER, FREQUENCY: W/IMPEDOR, 56-65 CY 50-106352APAP3 (03516)		EA	1	REF	REF	REF	REF	REF	REF	REF	REF	89	6
P O	6625-420-8625	AMMETER: DC, 0.10 AMP MODEL B50 (82239)		EA	1	*	2	2	*	2	2	12	10	89	7
P O		VOLTMETER: BATTERY CHARGER 50-1620-11PZPZ (03516)		EA	1	*	2	2	*	2	2	12	10	89	8
P O	6350-449-7208	HORN: 125V, DC 450 (98905)		EA	1	*	*	2	*	*	2	10	8	89	9
P O	5930-101-6843	SWITCH, SYNCHRONIZING 10AA003 (03497)		EA	1	*	2	2	*	2	2	12	10	89	10
P O	5930-821-6570	SWITCH, VOLTMETER 10AA004 (03497)		EA	1	*	2	2	*	2	2	12	10	89	11
P O	5930-399-0713	SWITCH, SELECTOR: HOA CR2940UB202B (24446)		EA	2	2	2	2	2	2	2	24	15	89	12
P O	6110-844-9763	STARTER, MANUAL CR101X10 (02295)		EA	2	*	2	2	*	2	2	20	10	89	13
X20	6110-635-9775	STARTER, MANUAL: 1/3 HP, 120V CR101Y (02295)		EA	3									89	14
P O	5930-655-1514	SWITCH, HEATER, DISCONNECT MS35058-22 (96906)		EA	1	REF	REF	REF	REF	REF	REF	REF	REF	89	15
P O	5930-101-6843	SWITCH, GROUND, VOLTMETER 10AA003 (03497)		EA	1	REF	REF	REF	REF	REF	REF	REF	REF	89	16
P O	6625-442-5717	WATT HOUR METER 701X35665 (03516)		EA	1	*	2	2	*	2	2	12	10	89	17
P F	6110-807-2501	RELAY, OVERLOAD CR124C024 (03497)		EA	2	*	2	2	*	2	2	20	15	89	18

(1) SMR CODE	(2) FEDERAL STOCK NUMBER	(3) DESCRIPTION  REF NUMBER & MFR CODE	(4) USABLE ON CODE	(5) UNIT OF MEAS	QTY INC IN UNIT	(6) 30-DAY DS MAINT ALLOWANCE			(7) 30-DAY GS MAINT ALLOWANCE			(8) 1-YR ALW PER 100 EQUIP CNTGY	(9) DEPOT MAINT ALW PER 100 EQUIP	(10) ILLUS- TRATION	
						(a)	(b)	(c)	(a)	(b)	(c)			(a)	(b)
						1-20	21-50	51-100	1-20	21-50	51-100				
X20		SWITCH, KNIFE: 2 POLE 1105 (0568A)		EA	1									89	19
P F	6110-838-1039	STARTER: 5 HP CR106C102 (03497)		EA	2	2	2	3	2	2	3	40	20	89	20
P F	5925-830-4828	BREAKER: 175 AMP TQ032175HL (03497)		EA	1	*	2	2	*	2	2	20	10	89	21
P F	5925-102-3848	BREAKER: 30 AMP TQ832030 (03497)		EA	2	2	2	3	2	2	3	40	20		
P F	5925-102-3849	BREAKER: 15 AMP TQ82115 (03497)		EA	3	2	3	5	2	3	5	60	30		
P F	5925-101-6837	BREAKER: 20 AMP TQB1120 (03497)		EA	10	4	8	17	4	8	17	200	100		
P O	5920-022-8406	FUSE: 2 AMP 9F51CAK002 (03497)		EA	3	3	5	10	3	5	10	120	100	89	22
P F	5920-250-4731	FUSE CUTOFF, PRIMARY EXPULSION 9F6D11 (24446)		EA	6	2	3	5	2	3	5	60	30	89	23
P O	5920-105-9796	FUSE LINK: 8 AMP 9F51CAK008 (03497)		EA	1	3	5	10	3	5	10	120	100		
P F	5950-736-0146	TRANSFORMER, POTENTIAL 643X83 (03516)		EA	3	2	3	5	2	3	5	60	30	89	24
P F	5950-091-9188	TRANSFORMER 9T28Y7943G4 (24446)		EA	1	*	2	2	*	2	2	20	15	89	25
X20		HANDLE, SYNCHRONIZING 2322145 (03516)		EA	1										
P O		HEATER, SPACE 2A911B102 (04314)		EA	1	*	*	1	*	*	1	10	10		
P F	5910-102-6819	CAPACITOR: 5 MFD 9L18AC6301 (03497)		EA	1	2	2	3	2	2	3	40	50		
X2F		ARRESTOR, LIGHTNING 46700 (79911)		EA	3										
P O	5945-383-2271	HEATER: 158 AMP CR123C1808 (04314)		EA	6	*	*	1	*	*	1	10	10		
P O		HEATER: 7.8 AMP CR1234873A (02295)		EA	2	*	*	1	*	*	1	10	10		
P F	5961-091-9191	RECTIFIER CP2008 (25326)		EA	1	*	*	2	*	*	2	10	8		
X2F R		BATTERY CHARGER 4SC1095 (15373)		EA	1									89	
X2F		HEAT SINK ASSEMBLY: HSA 1SH1068 (15373)		EA	1									89	1
X2F		HEAT SINK ASSEMBLY: HSB 1SH1069 (15373)		EA	1									89	2
P F	6110-043-5345	CARD, PRINTED CIRCUIT: B1 1SB1013 (15373)		EA	1	REF	REF	REF	REF	REF	REF	REF	REF	89	3
P F	6110-043-5348	CARD, PRINTED CIRCUIT 1SB1014 (15373)		EA	1	REF	REF	REF	REF	REF	REF	REF	REF	89	3
P F	5905-492-6145	RESISTOR: 1W, 10 PERCENT, R 1SA1012 (15373)		EA	22	REF	REF	REF	REF	REF	REF	REF	REF	89	4
P F	5961-954-3112	DIODE: D7 AND D9 A1382 (09214)		EA	2	REF	REF	REF	REF	REF	REF	REF	REF	89	5
P F	5905-086-1520	THERMISTOR: R14 2R114 (09214)		EA	1	REF	REF	REF	REF	REF	REF	REF	REF	89	6
P F	5905-978-8542	POTENTIOMETER: P1 3067P1-502 (80294)		EA	1	REF	REF	REF	REF	REF	REF	REF	REF	89	7

(2) FEDERAL STOCK NUMBER	(3) DESCRIPTION  REF NUMBER & MFR CODE	(4) USABLE ON CODE	(5) UNIT OF MEAS	(6) 30-DAY DS MAINT ALLOWANCE	(7) 30-DAY GS MAINT ALLOWANCE			(8) 1-YR ALW PER 100 EQUIP CNTGY	(9) DEPOT MAINT ALW PER 100 EQUIP	(10) ILLUS- TRATION				
					(a)	(b)	(c)			(a)	(b)	(c)	(a)	(b)
					1-20	21-50	51-100			1-20	21-50	51-100	FIG. NO.	ITEM NO.
5961-901-4862	DIODE, ZENER: D8 2N3638 (07263)		EA	4	REF	REF	REF	REF	REF	REF	REF	89	8	
5961-869-4857	DIODE, SEMICONDUCTOR CONTROLLED RECTIFIER C6A (09214)		EA	1	REF	REF	REF	REF	REF	REF	REF	REF	89	9
5905-709-7651	POTENTIOMETER: P2 3068P1 (80294)		EA	1	REF	REF	REF	REF	REF	REF	REF	REF	89	10
5961-925-2109	TRANSISTOR: Q1 2N3392 (09214)		EA	1	REF	REF	REF	REF	REF	REF	REF	REF	89	11
6625-936-6281	AMMETER: 0-15 AMP 512X72 (03516)		EA	1	REF	REF	REF	REF	REF	REF	REF	REF	89	12
5950-091-9189	TRANSFORMER, PRIMARY: 120V, 60 CY, T1 1ST2002 (15373)		EA	1	REF	REF	REF	REF	REF	REF	REF	REF	89	13
5910-948-6016	CAPACITOR: C1 49F6216 (01002)		EA	1	REF	REF	REF	REF	REF	REF	REF	REF	89	14
5905-503-9897	RESISTOR: R1 0400D (44655)		EA	1	REF	REF	REF	REF	REF	REF	REF	REF	89	15
5961-905-7500	DIODE: D1 AND D5 368M (05277)		EA	5	REF	REF	REF	REF	REF	REF	REF	REF	89	16
5961-990-0233	DIODE: D6 C308 (09214)		EA	1	REF	REF	REF	REF	REF	REF	REF	REF	89	17
5905-878-3604	RESISTOR: R2 RW32V511 (81349)		EA	1	REF	REF	REF	REF	REF	REF	REF	REF	89	18
5905-841-8687	RESISTOR: R3 0375 (44655)		EA	1	REF	REF	REF	REF	REF	REF	REF	REF	89	19
5910-924-7298	CAPACITOR: C2 76F02K10 (01002)		EA	1	REF	REF	REF	REF	REF	REF	REF	REF	89	20
5940-469-6737	TERMINAL BLOCK: TB 1STB1003 (15373)		EA	1	REF	REF	REF	REF	REF	REF	REF	REF		
6140-057-2524	BATTERY, STORAGE: LEAD, ACID		EA	10	REF	REF	REF	REF	REF	REF	REF	REF		
	GROUP 45 - GASKET SETS AND REPAIR KITS													
2805-424-3407	GASKET SET: ENGINE 291728 (08645)		EA	1	2	4	8	2	4	8	100	80		
	1-GASKET												4	7
	1-GASKET												5	4
	1-GASKET												5	10
	1-GASKET												5	19
	1-GASKET												7	13
	1-GASKET												7	13
	1-GASKET												7	13
	1-GASKET												11	4
	1-GASKET												11	10
	1-WASHER												11	12
	1-GASKET												12	6
	1-GASKET												13	2
4310-499-5963	KIT, REPAIR 7697 (49576)		EA	1	2	2	3	2	2	3	40	30		

(1) SMR CODE	(2) FEDERAL STOCK NUMBER	(3) DESCRIPTION  REF NUMBER & MFR CODE	(4) USABLE ON CODE	(5) UNIT OF MEAS	(6) QTY INC IN UNIT	(4) 30-DAY DS MAINT ALLOWANCE			(7) 30-DAY DS MAINT ALLOWANCE			(8) 1-YR ALW PER 100 EQUIP CNTGY	(9) DEPOT MAINT ALW PER 100 EQUIP	(10) ILLUS- TRATION	
						(a)	(b)	(c)	(a)	(b)	(c)			(a)	(b)
						1-20	21-50	51-100	1-20	21-50	51-100			FIG. NO.	ITEM NO.
P O		GASKET SET; COMPRESSOR OVERHAUL 7126 (49576)		EA	1	2	4	8	2	4	8	100	80		
P O	2815-873-4071	GASKET KIT 948633 (11083)		EA	1	2	4	8	2	4	8	100	100		
		2-GASKET												34	26
		1-SEAL												34	29
		2-GASKET												34	31
		1-GASKET												34	35
		1-GASKET												34	44
		1-GASKET												34	47
		2-GASKET												35	4
		3-GASKET												35	21
		2-GASKET												36	5
		1-SEAL												37	18
		1-PACKING												38	10
		1-PACKING												38	24
		1-PACKING												38	33
		1-PACKING												38	58
		10-GASKET												39	10
		1-SEAL												39	27
		8-GASKET												39	32
		1-RING												40	8
		1-PACKING												40	19
		1-RING												40	28
		1-GASKET												40	32
		1-GASKET												41	7
		1-GASKET												41	11
		1-GASKET												41	21
		1-GASKET												43	21
		3-GASKET												44	8
		1-GASKET												45	7
		1-SEAL												48	7
		1-GASKET												48	19
		4-GASKET												48	28
		1-GASKET												49	18
		1-GASKET												49	26
		12-SEAL												54	2
		12-SEAL												54	3
		2-GASKET												54	14
		1-GASKET												54	24
		1-GASKET												57	3
		1-GASKET												58	17

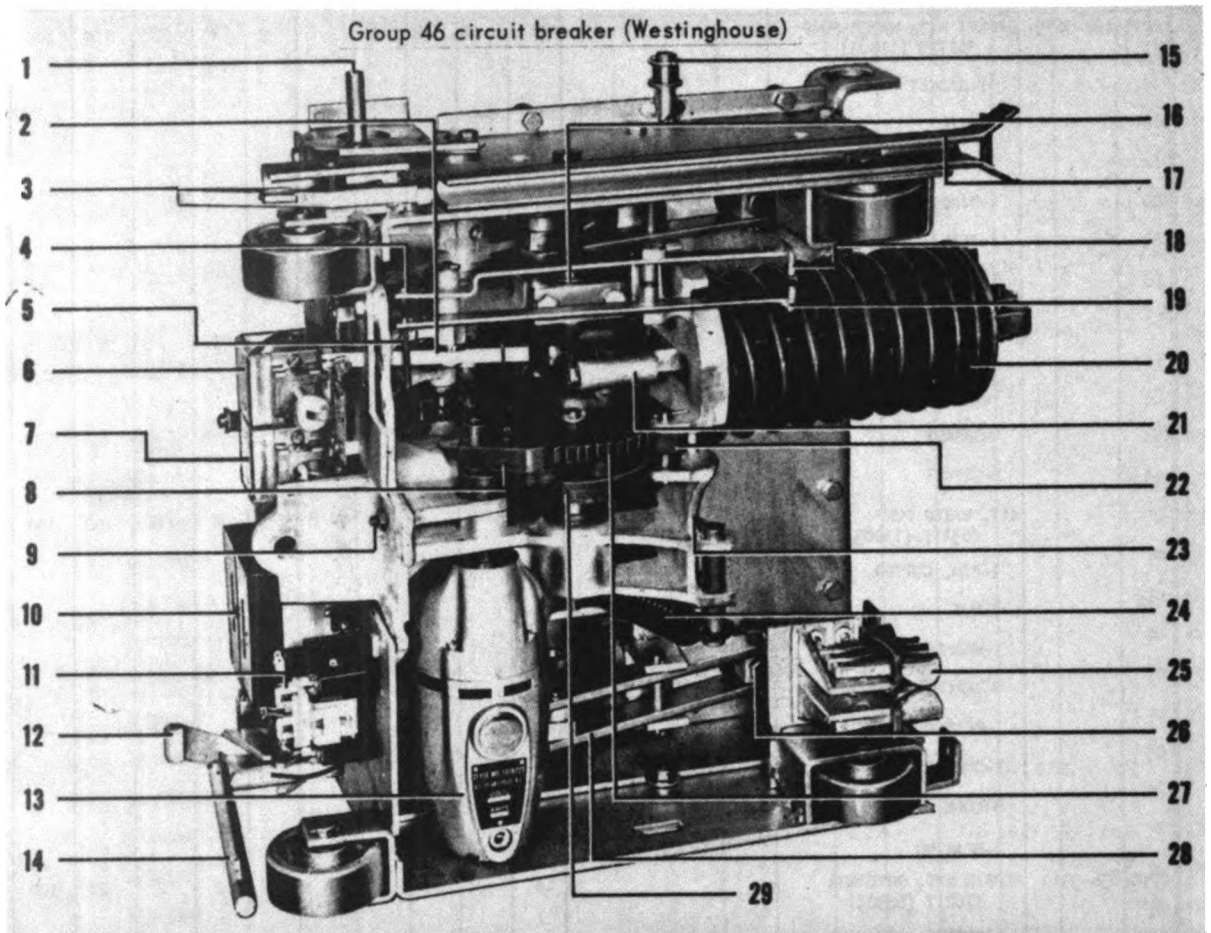
(1) SMR CODE	(2) FEDERAL STOCK NUMBER	(3) DESCRIPTION  REF NUMBER & MFR CODE	(4) USABLE ON CODE	(5) UNIT OF MEAS	(6) 30-DAY DS MAINT ALLOWANCE	(7) 30-DAY GS MAINT ALLOWANCE	(8) 1-YR ALW PER 100 EQUIP CNTGY	(9) DEPOT MAINT ALW PER 100 EQUIP	(10) ILLUS- TRATION							
									(a)	(b)	(c)	(a)	(b)	(c)	(a)	(b)
									1-20	21-50	51-100	1-20	21-50	51-100	FIG. NO.	ITEM NO.
		1-GASKET								58	38					
		1-GASKET								58	40					
		2-PACKING								58	63					
		1-GASKET								58	66					
		1-RING								58	74					
		1-GASKET								58	83					
		1-GASKET								58	86					
		5-SEAL								59	16					
		2-GASKET								59	31					
		1-GASKET								60	19					
		1-SEAL								60	37					
		1-GASKET								60	43					
		1-GASKET								60	47					
		1-GASKET								60	68					
		12-SEAL								60	70					
		1-GASKET								65	4					
		1-GASKET								65	10					
		1-GASKET								65	11					
		12-PACKING								76	3					
		6-GASKET								76	20					
		6-GASKET								76	23					
		6-GASKET								76	24					
		13-PACKING								76	33					
		2-GASKET								76	39					
		2-SEAL								76	41					
		24-SEAL								76	48					
		48-SEAL								76	64					
		12-GASKET								76	66					
		1-GASKET								77	8					
		1-GASKET								77	22					
		2-GASKET								77	29					
		1-GASKET								81	3					
		1-GASKET								82	21					
		1-GASKET								82	28					
		6-GASKET								82	32					
		3-RING								82	34					
		6-GASKET								82	36					
P O	2815-873-4072	GASKET KIT 948634 (11083)		EA	1	2	4	8	2	4	8	100	100			
		2-SEAL												34	29	
		1-GASKET												37	15	
		2-GASKET												37	16	

(1) SIR CODE	(2) FEDERAL STOCK NUMBER	(3) DESCRIPTION  REF NUMBER & MFR CODE	(4) USABLE ON CODE	(5) UNIT OF MEAS	(6) QTY INC IN UNIT	(8) 30-DAY DS MAINT ALLOWANCE			(7) 30-DAY GS MAINT ALLOWANCE			(8) 1-YR ALW PER 100 EQUIP CNTGY	(9) DEPOT MAINT ALW PER 100 EQUIP	(10) ILLUS- TRATION	
						(a)	(b)	(c)	(a)	(b)	(c)			(a)	(b)
						1-30	21-30	51-100	1-30	21-30	51-100			FIG. NO.	ITEM NO.
		2-SEAL												37	18
		4-GASKET												37	25
		7-GASKET												38	44
		7-GASKET												38	51
		5-GASKET												61	4
		1-GASKET												61	45
		1-GASKET												61	47
		1-GASKET												61	50
		12-GASKET												66	3
		8-SEAL												66	6
		4-GASKET												66	9
		2-GASKET												67	9
		4-GASKET												68	5
		1-GASKET												69	5
		2-GASKET												70	4
		6-GASKET												70	13
		6-GASKET												70	21
		6-GASKET												70	29
		12-GASKET												70	37
		8-GASKET												70	43
		12-GASKET												70	44
		2-GASKET												71	8
		2-GASKET												71	14
		1-GASKET												79	3
		1-GASKET												79	5
		1-GASKET												79	7
		4-GASKET												79	13
		1-GASKET												79	24
		1-GASKET												79	29
P 0		GASKET KIT 190616 (11083)		EA	1	2	4	8	2	4	8	100	100		
		7-SEAL												38	3
		7-SEAL												38	4
		7-SEAL												38	8
		7-SEAL												38	11
		7-SEAL												38	32
		8-PACKING												38	45
		2-PACKING												38	48
		2-SEAL												51	14
		12-SEAL												51	2
		12-SEAL												51	3
		5-GASKET												61	4

(1) SMR CODE	(2) FEDERAL STOCK NUMBER	(3) DESCRIPTION  REF NUMBER & MFR CODE	(4) USABLE ON CODE	(5) UNIT OF MEAS	(6) QTY INC IN UNIT	(6) 30-DAY OS MAINT ALLOWANCE			(7) 30-DAY OS MAINT ALLOWANCE			(8) 1-YR ALW PER 100 EQUIP CNTGY	(9) DEPOT MAINT ALW PER 100 EQUIP	(10) ILLUS- TRATION	
						(a)	(b)	(c)	(a)	(b)	(c)			(a)	(b)
						1-20	21-50	51-100	1-20	21-50	51-100			PHG. NO.	ITEM NO.
		1-PACKING												61	8
		2-GASKET												61	11
		7-SEAL												61	15
		1-PACKING												61	19
		8-SEAL												66	5
		4-GASKET												66	9
		2-GASKET												67	3
		2-GASKET												67	6
		2-GASKET												67	9
		2-SEAL												68	6
		2-SEAL												68	8
		1-GASKET												69	5
		2-GASKET												70	4
		6-GASKET												70	13
		6-GASKET												70	21
		6-GASKET												70	29
		12-GASKET												70	37
		8-GASKET												70	43
		12-GASKET												70	44
		12-PACKING												76	3
		6-GASKET												76	20
		6-GASKET												76	23
		6-GASKET												76	24
		2-GASKET												76	39
		2-SEAL												76	41
		48-SEAL												76	60
		12-GASKET												76	66
P F	2815-122-9678	GASKET KIT: VALVE GRINDING 752719 (11083)		EA	1	2	4	8	2	4	8	100	100		
		1-PACKING												38	15
		2-SEAL												54	2
		2-SEAL												54	3
		2-GASKET												70	37
		2-GASKET												70	44
		2-SEAL												76	3
		1-GASKET												76	20
		1-GASKET												76	23
		1-GASKET												76	24
		8-PACKING												76	60
		2-GASKET												76	66



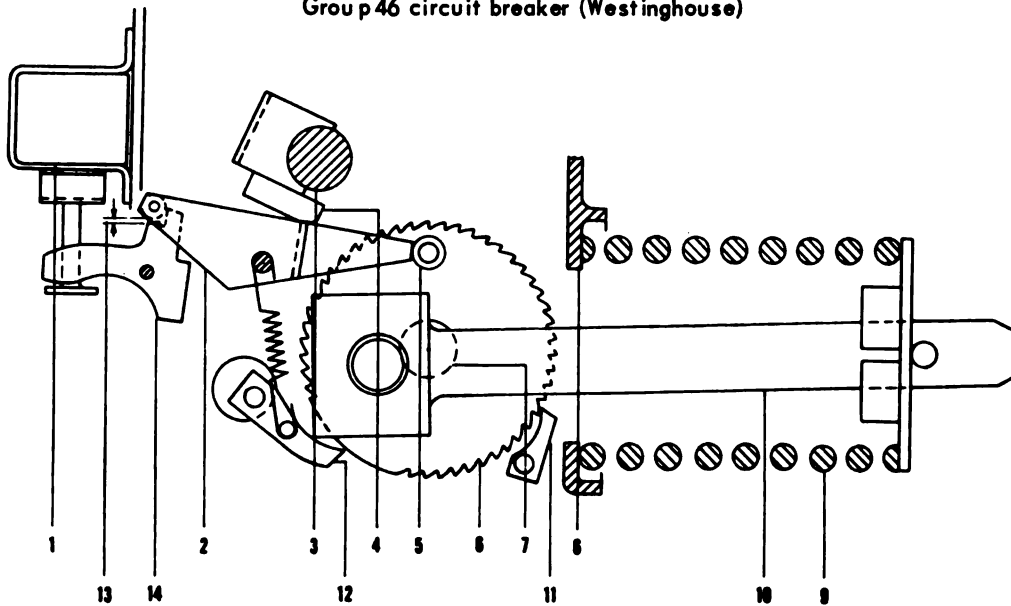
(1) SMR CODE	(2) FEDERAL STOCK NUMBER	(3) DESCRIPTION  REF NUMBER & MFR CODE	(4) USABLE ON CODE	(5) UNIT OF MEAS	(6) QTY INC IN UNIT	(6) 30-DAY DS MAINT ALLOWANCE			(7) 30-DAY OS MAINT ALLOWANCE			(8) 1-YR ALW PER 100 EQUIP CNTGY	(9) DEPOT MAINT ALW PER 100 EQUIP	(10) ILLUS- TRATION	
						(a)	(b)	(c)	(a)	(b)	(c)			(a)	(b)
						1-20	21-50	51-100	1-20	21-50	51-100			FIG. NO.	ITEM NO.
P F	2815-122-9679	GASKET KIT, WATER PUMP 3S1723 (11083)		EA	1	2	4	8	2	4	8	100	100		
		10-GASKET												39	10
		1-SEAL												39	11
		1-PIN, COTTER												39	12
		1-RING												39	16
		1-SEAL												39	17
		5-LOCK												39	19
		5-LOCK												39	23
		1-GASKET												39	26
		1-GASKET												39	31
		1-GASKET												39	32
		1-GASKET												61	47
P F		KIT, WATER PUMP 8S3117 (11083)		EA	1	2	4	8	2	4	8	100	100		
		1-PIN, COTTER												39	12
		1-NUT												39	13
		1-WASHER												39	14
		1-IMPELLER ASSEMBLY												39	15
		1-BEARING												39	20
		1-SHAFT												39	21
		5-LOCK												39	23
		1-BEARING												39	25
P H	2990-836-3910	REPAIR KIT, GOVERNOR 176217 (66503)		EA	1				*	2	2	20	100		
		1-SPRING												52	10
		1-SPRING												56	10
		1-BEARING												56	25
		1-BEARING												56	26
		1-SPRING												56	38
P H		REPAIR KIT 176216 (66503)		EA	1				*	2	2	20	100		
		1-WASHER												56	3
		1-PIN												56	5
		1-SEAL												56	6
		1-PIN												56	8
		1-PIN												56	11
		1-RING												56	27
		1-PIN												56	33
P H	2990-836-3907	GASKET KIT 175231 (66503)		EA	1				*	2	2	20	100		
		1-GASKET												56	18
		1-GASKET												56	19
		1-GASKET												56	39
		1-GASKET												56	45



**Figure 6A. Bottom View of Stored Energy Mechanism in 4.16 KV Breaker (03486)**

- |  |  |  |
|--|--|--|
| 1. MOC Switch Operating Pin                      | 10. Auxillary Switches                         | 19. Automatic Floor Closing Spring Release Lever |
| 2. Motor Limit Switch Operating Arm              | 11. Control Relay, "Y"                         | 20. Closing Spring                               |
| 3. Rail Latch                                    | 12. Secondary Contact Levering Handle          | 21. Connecting Rod                               |
| 4. Floor Lever Trip Operating Rod                | 13. Spring Charging Motor                      | 22. Holding Pawl                                 |
| 5. Floor Lever Spring Release Operating Rod      | 14. Secondary Contact, Hand Operating Rod      | 23. Mechanism Frame                              |
| 6. Spring Release Magnet                         | 15. Shutter Operating Roller                   | 24. Opening Spring                               |
| 7. Trip Magnet                                   | 16. Crank Shaft Washers                        | 25. Ground Contact                               |
| 8. Driving Pawl                                  | 17. Guide                                      | 26. Piston Adjustment                            |
| 9. Tripping Cam & Tripping Latch Adjusting Screw | 18. Floor Interlock & Automatic Tripping Lever | 27. Ratchet Wheel                                |
|  |  | 28. Puffer Operating Arm                         |
|  |  | 29. Closing Cam                                  |

Group 46 circuit breaker (Westinghouse)



- |   |                          |                                  |
|---|--------------------------|----------------------------------|
| 1. Spring Release Magnet and Coil, "SR"             | 5. Ratchet Roller        | 13. .010 to .060, Breaker Closed |
| 2. Spring Release Latch                             | 6. Ratchet Wheel         | 14. Spring Release Trigger       |
| 3. Main Shaft for Operating Pole Units              | 7. Center of Crank Shaft |                                  |
| 4. Anti-Close Interlock, Breaker in Closed Position | 8. Mechanism Frame       |                                  |
|   | 9. Closing Spring        |                                  |
|   | 10. Connecting Rod       |                                  |
|   | 11. Holding Pawl         |                                  |
|   | 12. Driving Pawl         |                                  |

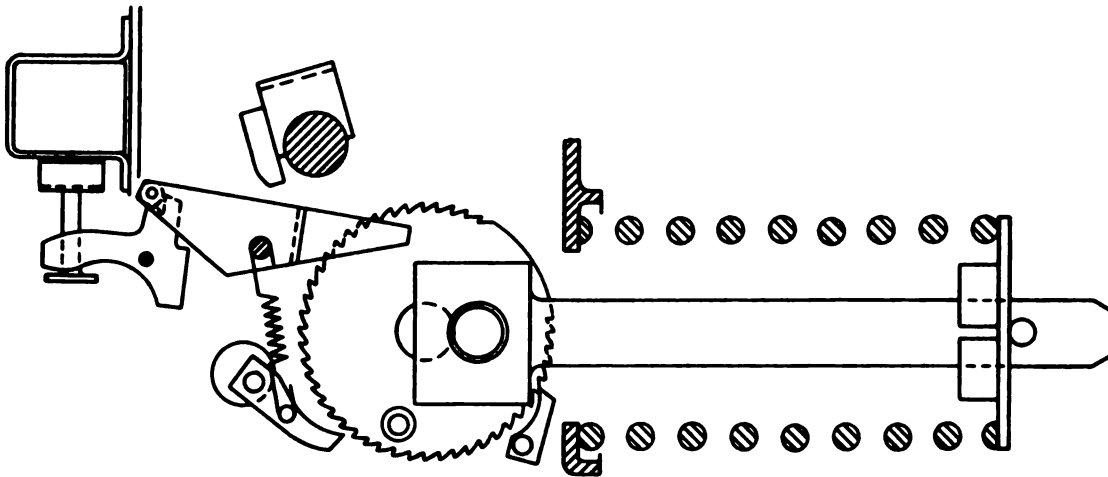


Figure 7A. Schematic Views of Stored Energy Mechanism Spring Charging Parts (03486)

Group 46 circuit breaker (Westinghouse)

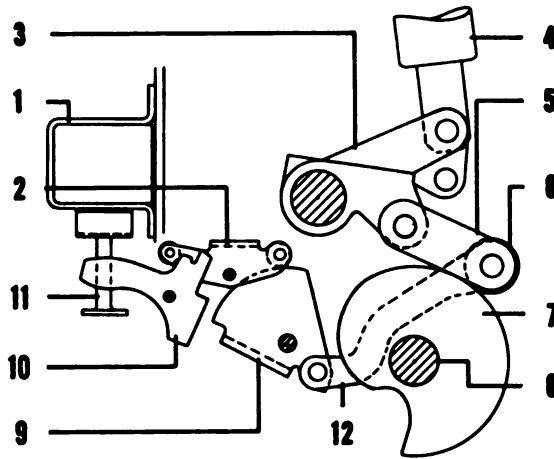


Figure 8A. (03486)

- |                                    |  |                                |
|------------------------------------|--|--------------------------------|
| 1. Tripping Magnet                 | 5. Closing Cam Follower<br>Roller Link | 8. Crank Shaft                 |
| 2. Tripping Latch                  | 6. Closing Cam Follower<br>Roller      | 9. Tripping Cam                |
| 3. Pole Unit Lever,<br>Center Pole | 7. Closing Cam                         | 10. Tripping Trigger           |
| 4. Lift Rod                        |  | 11. Tripping Magnet<br>Plunger |
|                                    |  | 12. Restraining<br>Link        |

Group 46 circuit breaker (Westinghouse)




Figure 11A. 4.16 KV Breaker Chassis with Stored Energy Mechanism (03486)

- |  |  |  |
|--|--|--|
| 1. Auxillary Switch, Upper, "a" & "b" Contacts | 6. Mechanism Operated Cell Switch Operating Pin                  | 11. Handling Dolly Bracket               |
| 2. Auxillary Switch, Lower, "a" & "b" Contacts | 7. Hexagonal End of Crank Shaft for Hand Charging Closing Spring | 12. Latch Check Switch, "LC"             |
| 3. Puffer Casting                              | 8. Maintenance Hand Closing Socket                               | 13. Control Relay, "Y"                   |
| 4. Shutter Operating Roller                    | 9. Rail Latch  | 14. Spring Release Magnet and Coil, "SR" |
| 5. Lift Here                                   | 10. Motor Limit Switch, "LS"                                     | 15. Tripping Magnet, "TC" & Coil         |
|  |  | 16. Secondary Contact Hand Operating Rod |
|  |  | 17. Secondary Contact Levering Handle    |

Group 46 circuit breaker (Westinghouse)




Figure 11B. 4.16 KV Breaker Chassis with Stored Energy Mechanism (03486)

Group 46 circuit breaker (Westinghouse)




Figure 14. Rear View of 4.16 KV Breaker (03486)

- |   |                                  |                              |
|---|----------------------------------|------------------------------|
| 1. Barrier Mounting Plate                     | 6. Closing Spring Idler Link     | 9. Closing Spring            |
| 2. Disconnecting Finger Clusters, 1200 Ampere | 7. Closing Spring Retainer Pin   | 10. Rail Guide               |
| 3. Secondary Contact Block                    | 8. Closing Spring Retainer Plate | 11. Levering Device Nut      |
| 4. Connecting Rod                             |                                  | 12. Shutter Operating Roller |
| 5. 1/2-18 Threaded Hole                       |                                  | 13. Rail Latch               |

Group 46 circuit breaker (Westinghouse)




Figure 15. Pole Units and Details for 1200 and 2000 Ampere, 4.16 KV Breakers (03486)

- |   |  |
|---|--|
| 1. Main Contact Mounting Bolts.                       | 24. Movable Arcing Contact Mounting Bolt Nuts.     |
| 2. Main Contact Mounting Nuts.                        | 25. Movable Main Contact Blade L.N. 1200 Amp.      |
| 3. Main Contact Fingers, 1200 Amp.                    | 26. Movable Main Contact Blade R.N. 1200 Amp.      |
| 4. Movable Contact Lift Rod.                          | 27. Kick Out Spring Retainer Lockwasher.           |
| 5. Movable Contact Adjusting Nuts.                    | 28. Kick Out Spring Retainer.                      |
| 6. Movable Contact Adjusting Nuts Lockwashers.        | 29. Kick Out Spring.                               |
| 7. Puffer Tube.                                       | 30. Movable Contact Lift Rod Pin.                  |
| 8. Puffer Tube Retainer.                              | 31. Movable Contact Hinge Pin.                     |
| 9. Arc Chute Hinge Bracket.                           | 32. Movable Contact Hinge Pin Nuts.                |
| 10. Arc Chute Hinge Bracket Bolts.                    | 33. Arc Chute Shunt Strap.                         |
| 11. Arc Chute Hinge Bracket Bolt Lockwashers.         | 34. Arc Chute Operating Position Stop.             |
| 12. Arc Chute Hinge Pin.                              | 35. Arc Chute Shunt Strap Bolt.                    |
| 13. Stationary Arcing Contact Assembly.               | 36. Arc Chute Shunt Strap Bolt Lockwasher.         |
| 14. Arcing Contact Leaf Springs.                      | 37. Movable Contact Hinge Spring Washers.          |
| 15. Arcing Contact Mounting Bolts.                    | 38. Arc Chute Shunt Strap Nut.                     |
| 16. Arcing Contact Mounting Bolt Nuts.                | 39. Movable Main Contact Blade L.N., 2000 Amp.     |
| 17. Movable Contact Pad.                              | 40. Movable Main Contact Blade R.N., 2000 Amp.     |
| 18. Movable Contact Pad Retainer Pins.                | 41. Stationary Contact Fingers, 2000 Amp.          |
| 19. Movable Arcing Contact.                           | 42. Movable Contact Hinge Pin, 2000 Amp.           |
| 20. Movable Arcing Contact Mounting Bolts.            | 43. Disconnecting Contact Finger Cluster 2000 Amp. |
| 21. Movable Arcing Contact Mounting Bolt Lockwashers. |  |



Group 46 circuit breaker (Westinghouse)

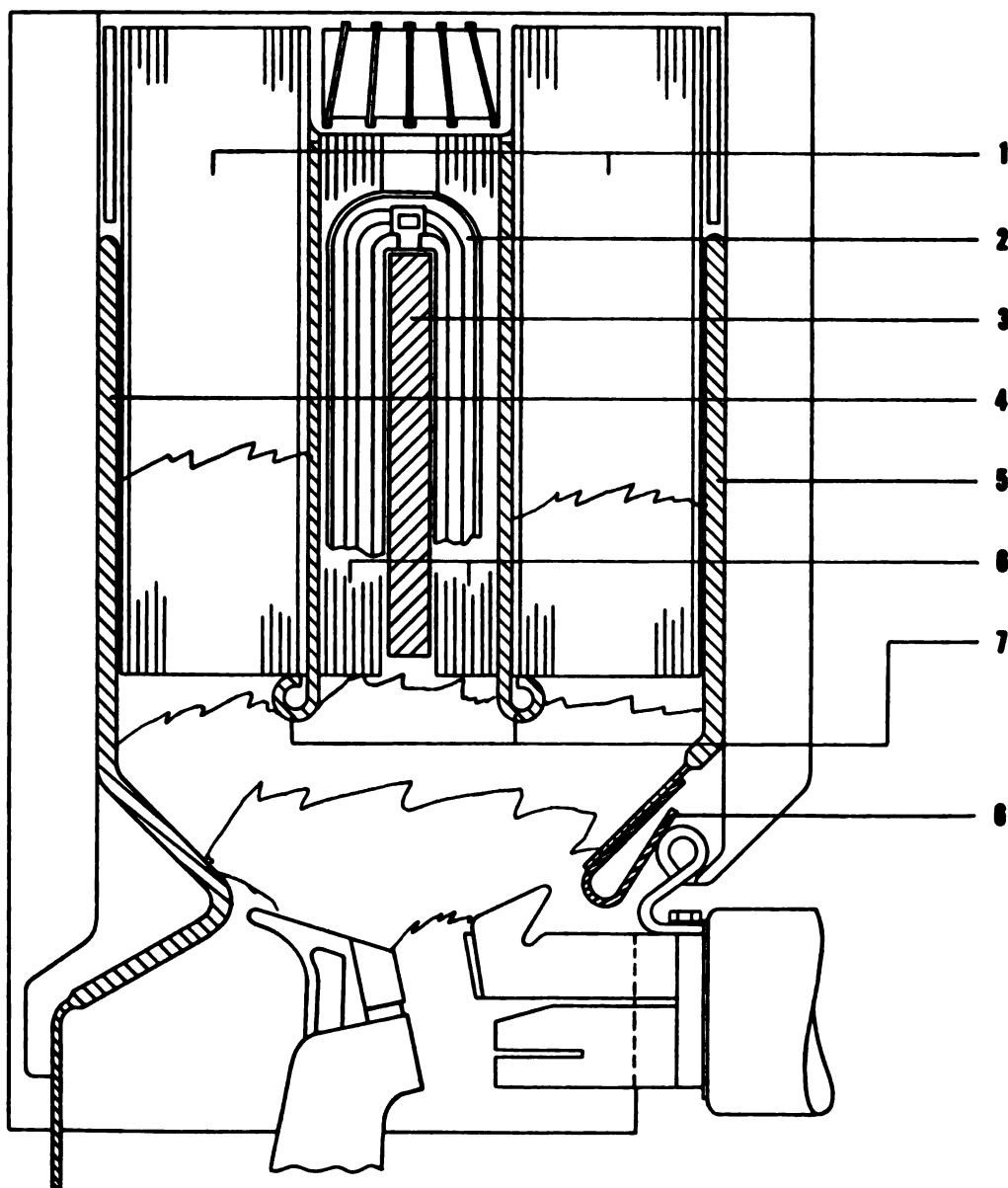


Figure 17. Schematic Drawing of Center Coil Type of Arc Chute as used on the DH-P Line of Breakers. (03486)

- |                            |                       |
|----------------------------|-----------------------|
| 1. Main Interrupter Stacks | 6. Transfer Stacks    |
| 2. Blowout Coils           | 7. Center Arc Horns   |
| 3. Blowout Magnet Core     | 8. Rear Arc Horn      |
| 4. Front Arc Horn          | Disconnecting Contact |
| 5. Rear Arc Horn           |                       |

Group 46 circuit breaker (Westinghouse)




Figure 18. Partially Assembled View and Details of 50-DH-P250 Arc Chute (03486)

- |                               |                                |                         |
|-------------------------------|--------------------------------|-------------------------|
| 1. Blowout Magnet Core        | 6. Insulation                  | 12. Transfer Plates     |
| 2. Gas Baffle                 | 7. Blowout Coil                | 13. Arc Shield          |
| 3. Interrupter Plate Assembly | 8. Hardware                    | 14. Front Arc Horn      |
| 4. Arc Chute Enclosure        | 9. Gas Baffle                  | 15. Rear Arc Horn       |
| 5. Blowout Magnet Pole Face   | 10. Transfer Arc Horn          | 16. Arc Chute Enclosure |
|                               | 11. Interrupter Plate Assembly |                         |

Group 46 circuit breaker (Westinghouse)




Figure 22. Parts for Stored Energy Mechanisms (03486)

Note: Where not specified, parts are the same for 4.16 & 13.8 KV.

- |   |                                  |  |
|---|----------------------------------|--|
| 1. Pole Unit Operating Lever L.H., 13.8 KV.         | 7a. Closing Spring 13.8 KV.      | 18-19. Bearings for Item 11.   |
| 2. Pole Unit Lever Spacer, 13.8 KV.                 | 8. Closing Spring 13.8 KV.       | 20. Bearing for Item 12.   |
| 3. Pole Unit Operating Lever, Center Pole, 13.8 KV. | 9. Closing Spring Retainer.      | 21. Holding Pawl Spring Spacer.  |
| 4. Pole Unit Operating Lever, R.H., 13.8 KV.        | 9a. Closing Spring Retainer Pin. | 22. Driving Pawl Spring Spacer.  |
| 5. Spring Charge Motor.                             | 10. Holding Pawl Pivot Pin.      | 23. Driving Pawl Eccentric Retainer Pin.                                     |
| 6. Mechanism Frame 13.8 KV.                         | 11. Motor Shaft Adapter.         | 24. Driving Pawl Spring Spacer Retaining Pin.                                |
| 6a. Mechanism Frame, 4.16 KV.                       | 12. Driving Pawl Eccentric.      | 25. Tripping Cam & Tripping Latch Clearance Adjusting Screw, See Also Fig. 6 |
| 7. Closing Spring 4.16 KV.                          | 13. Holding Pawl.                | 26. Bearing Retainer Cap, R.H., for Crank Shaft.                             |
|   | 14. Driving Pawl Spring.         | 27. Bearing Retainer Cap, R.H., Bolt Locking Clip.                           |
|   | 15. Driving Pawl.                |  |
|   | 16. Driving Pawl Washer.         |  |
|   | 17. Holding Pawl Spring.         |  |

Group 46 circuit breaker (Westinghouse)

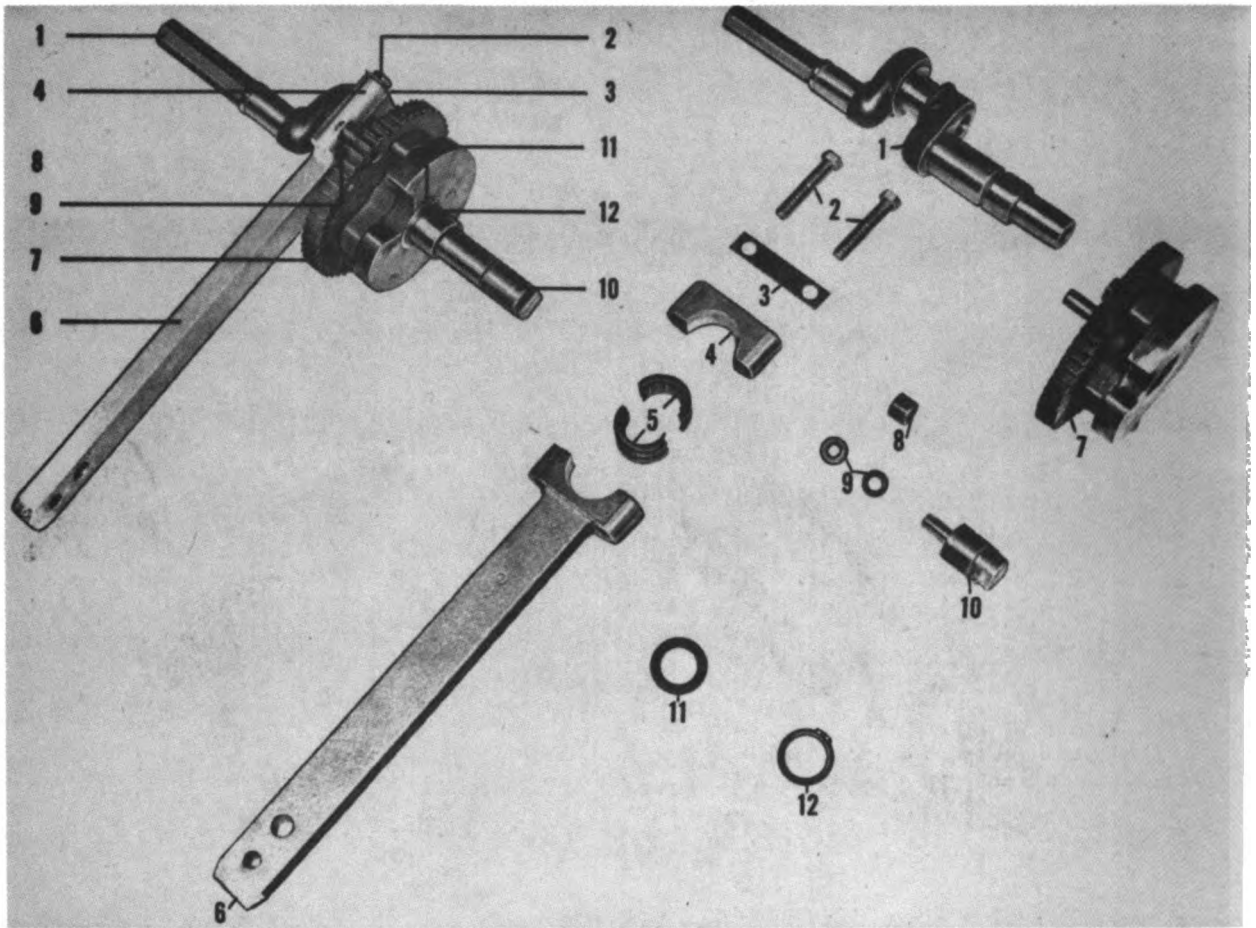


Figure 23. Stored Energy Mechanism Parts for Crank Shaft Sub Assembly (03486)

1. Crankshaft.
2. Connecting Rod Bearing Cap Bolts.
3. Locking Clip for Item 2.
4. Connecting Rod Bearing Cap.
5. Connecting Rod Split Bearing.
6. Connecting Rod.
7. Ratchet Wheel and Closing Cam.
8. Spring Release Roller.
9. Washers for Item 8.
10. Crank Shaft Extension.
11. Closing Cam Spacer.
12. Closing Cam Retainer, Truarc.

Group 46 circuit breaker (Westinghouse)

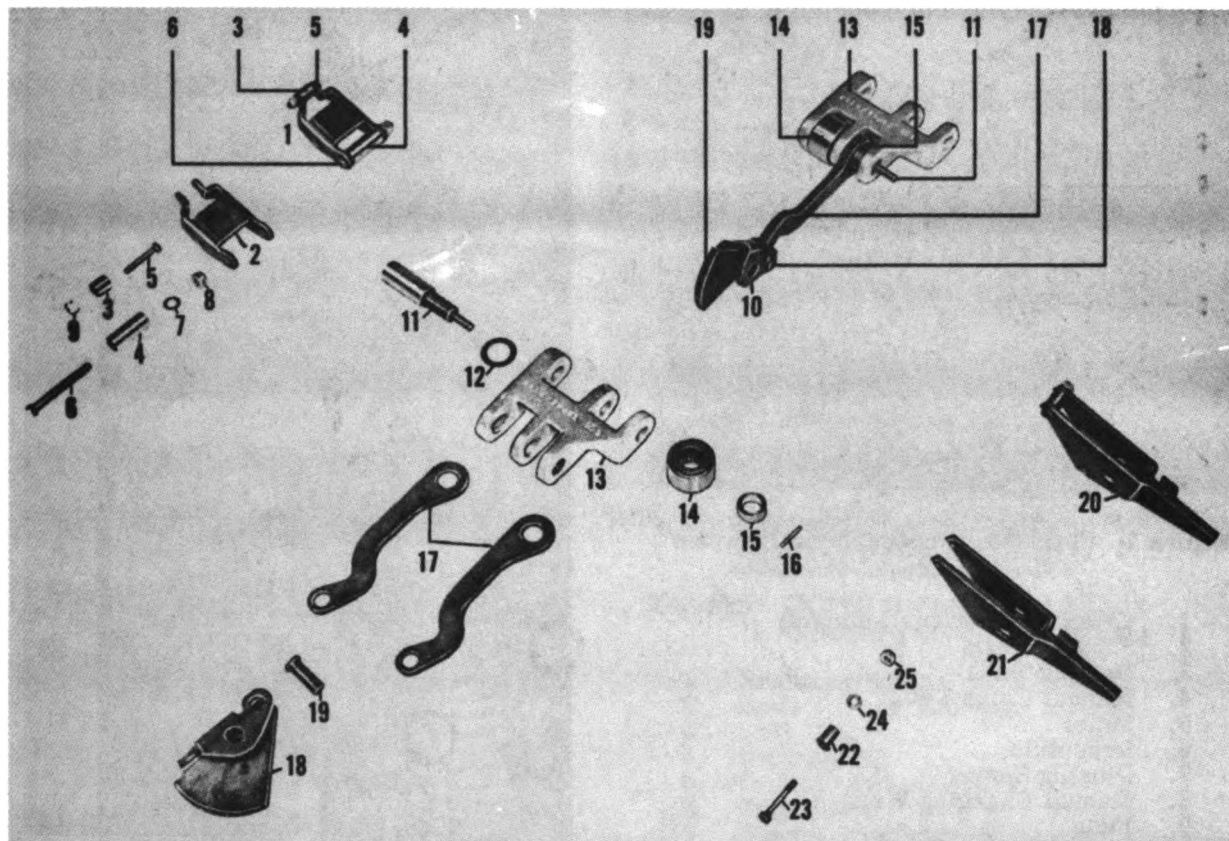


Figure 24. Stored Energy Mechanism Parts for Close and Trip Sub Assemblies (03486)

- |   |   |
|---|---|
| 1. Tripping Latch Sub-Assembly.                         | 12. Washer for item 10.                         |
| 2. Tripping Latch Main Lever.                           | 13. Closing Cam Follower Roller Link.           |
| 3. Tripping Latch Front Roller.                         | 14. Closing Cam Follower Roller.                |
| 4. Tripping Latch Rear Roller.                          | 15. Restraining Link Spacer.                    |
| 5. Tripping Latch Front Roller Pin.                     | 16. Tripping Cam Restraining Link Pin Retainer. |
| 6. Tripping Latch Rear Roller Pin.                      | 17. Tripping Cam Restraining Link.              |
| 7. Tripping Latch Rear Roller Washer.                   | 18. Tripping Cam.                               |
| 8. Tripping Latch Rear Roller Nut, Self-Locking.        | 19. Tripping Cam & Restraining Link Pin.        |
| 9. Tripping Latch Front Roller Nut, Self-Locking.       | 20. Spring Release Latch Sub-Assembly.          |
| 10. Closing Cam Follower and Tripping Cam Sub-Assembly. | 21. Spring Release Latch.                       |
| 11. Closing Cam Follower Roller Pin.                    | 22. Spring Release Latch Roller.                |
|   | 23. Pin for item 22.                            |
|   | 24. Washer for item 22.                         |
|   | 25. Nut for item 22.                            |

Group 47 circuit breaker (General Electric)




Figure 1. (8034475) Spring Blocking Device (03497)

1. Charge-Discharge Indicator
2. Support Bolts
3. Driving Pawl
4. Manual Close Lever
5. Motor
6. Eccentric
7. Closing Spring
8. Manual Charging Wrench
9. Fuse
10. Spring Blocking Device

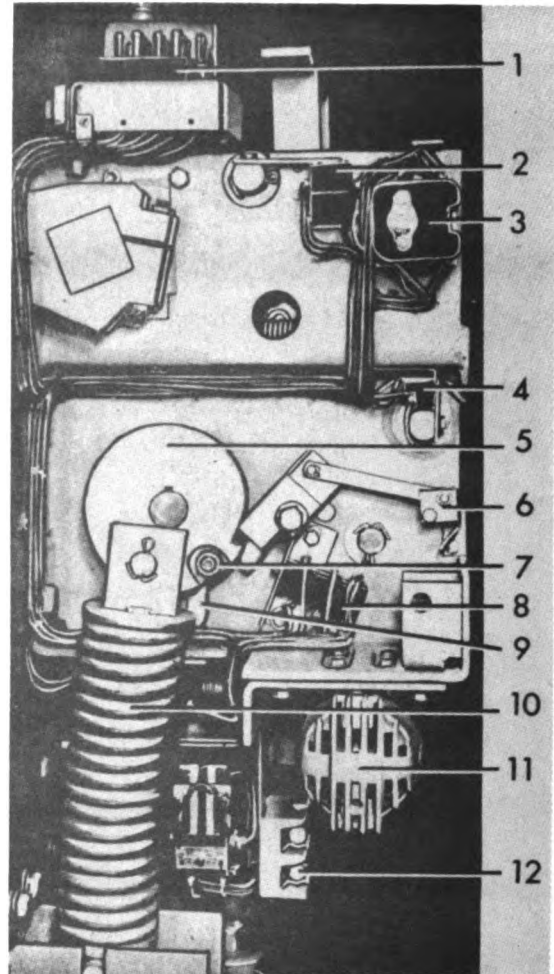


Figure 2. (8034473) Left Side View ML-13 Operating Mechanism (03497)

1. Secondary Coupler
2. Interlock Switches
3. Auxiliary Switch
4. Latch Checking Switch
5. Switch Cam
6. Charge-Discharge Indicator
7. Closing Latch Roller
8. Power Switches
9. Closing Latch
10. Closing Springs
11. Motor
12. Fuses




Figure 3. (8038805) Spring Discharge Linkage (03497)

1. Link
2. Adjusting Bolt
3. Trip Latch Crank
4. Discharge Crank
5. Adjusting Clevis
6. Spring Release Crank

Group 47 circuit breaker (General Electric)




Figure 4. (8034463) Right Side View ML-13 Operating Mechanism (03497)

1. Upper Spring Pin
2. Latching Pawls
3. Positive Interlock Roller
4. Opening Spring
5. Cam Shaft
6. Ratchet Wheel
7. Bearing Block
8. Driving Pawl
9. Lower Spring Pin
10. Driving Pawl-Lever
11. Eccentric
12. Closing Spring




Figure 5. (8034471) Front View ML-13 Operating Mechanism (03497)

1. Auxiliary Switch
2. Open - Close Indicator
3. Trip Coil
4. Prop Spring
5. Operation Counter
6. Trip Latch
7. Charge-Discharge Indicator
8. Manual Trip Lever
9. Manual Close Lever
10. Motor

Group 47 circuit breaker (General Electric)

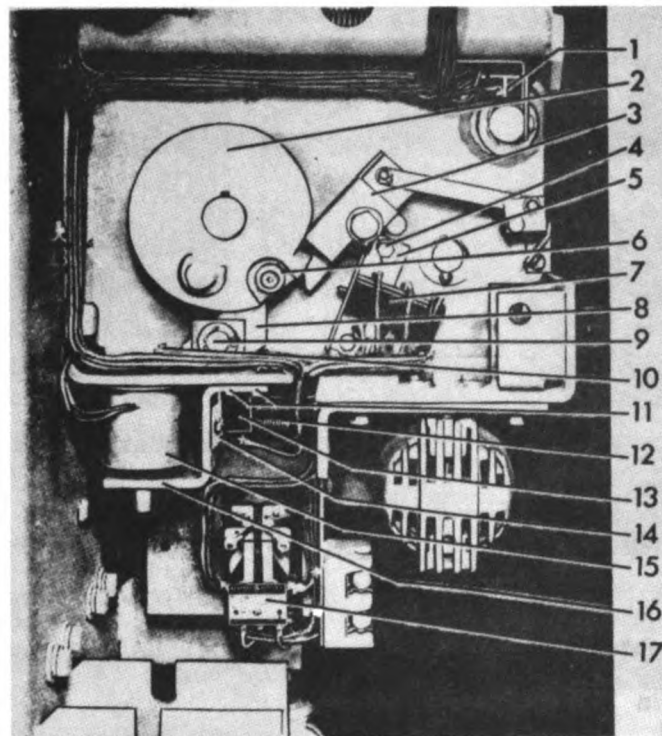


Figure 6. (8034467) Control Mechanism (03497)

- |                          |                           |                             |
|--------------------------|---------------------------|-----------------------------|
| 1. Latch Checking Switch | 7. Power Switches         | 13. Latch Monitoring Switch |
| 2. Switch Cam            | 8. Closing Latch          | 14. Switch Mounting Bracket |
| 3. Switch Striker        | 9. Closing Latch Shaft    | 15. Spring Release Solenoid |
| 4. Switch Support Bolts  | 10. Latch Adjusting Screw | 16. Release Coil Support    |
| 5. Switch Support        | 11. Release Coil Bolts    | 17. Control Relay           |
| 6. Closing Latch Roller  | 12. Closing Latch Spring  |                             |



Group 47 circuit breaker (General Electric)

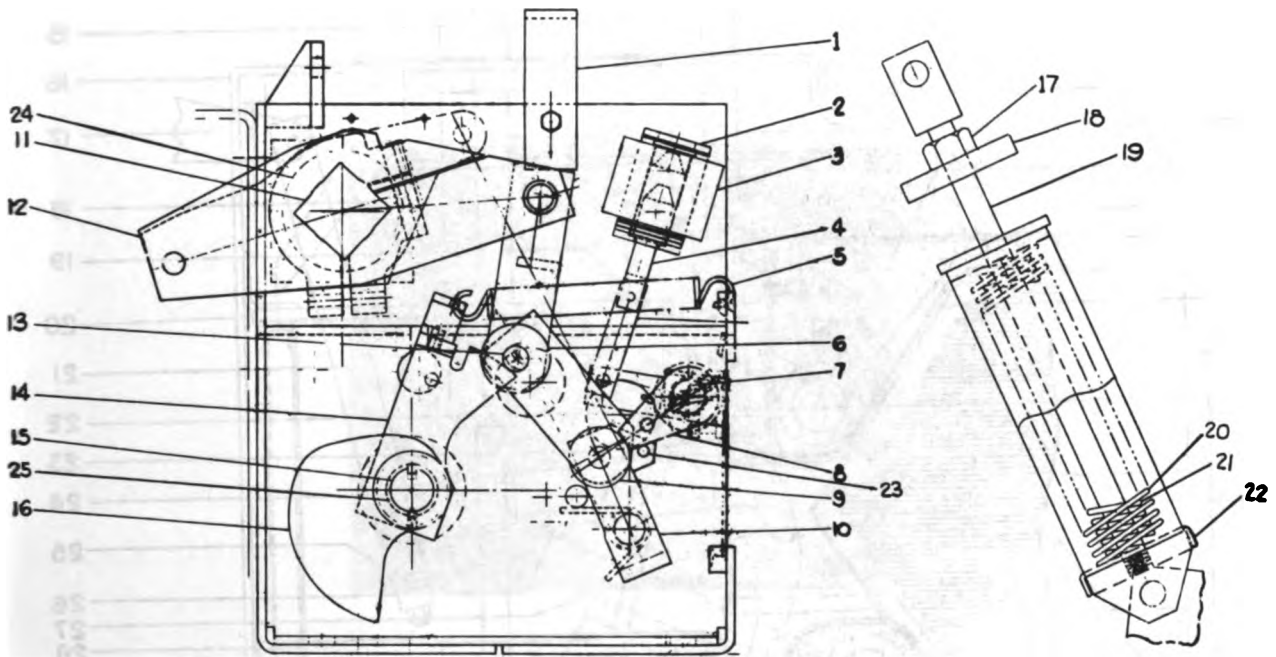


Figure 7. (0114C5320) Sectional Side View of Mechanism (03497)

- |                        |                               |                        |
|------------------------|-------------------------------|------------------------|
| 1. Handle              | 10. Trip Latch Roller Support | 18. Stop Plate         |
| 2. Trip Coil Support   | 11. Crank Shaft               | 19. Spring Rod         |
| 3. Trip Coil           | 12. Cranks                    | 20. Spring             |
| 4. Trip Armature       | 13. Prop Pin                  | 21. Spring             |
| 5. Prop Reset Spring   | 14. Prop                      | 22. Spring Guide       |
| 6. Cam Follower Roller | 15. Drive Shaft               | 23. Stop Pin           |
| 7. Trip Shaft          | 16. Cam                       | 24. Main Shaft Bearing |
| 8. Trip Latch          | 17. Check Nut                 | 25. Cam Shaft Bearing  |
| 9. Trip Latch Roller   |                               |                        |

Group 47 circuit breaker (General Electric)

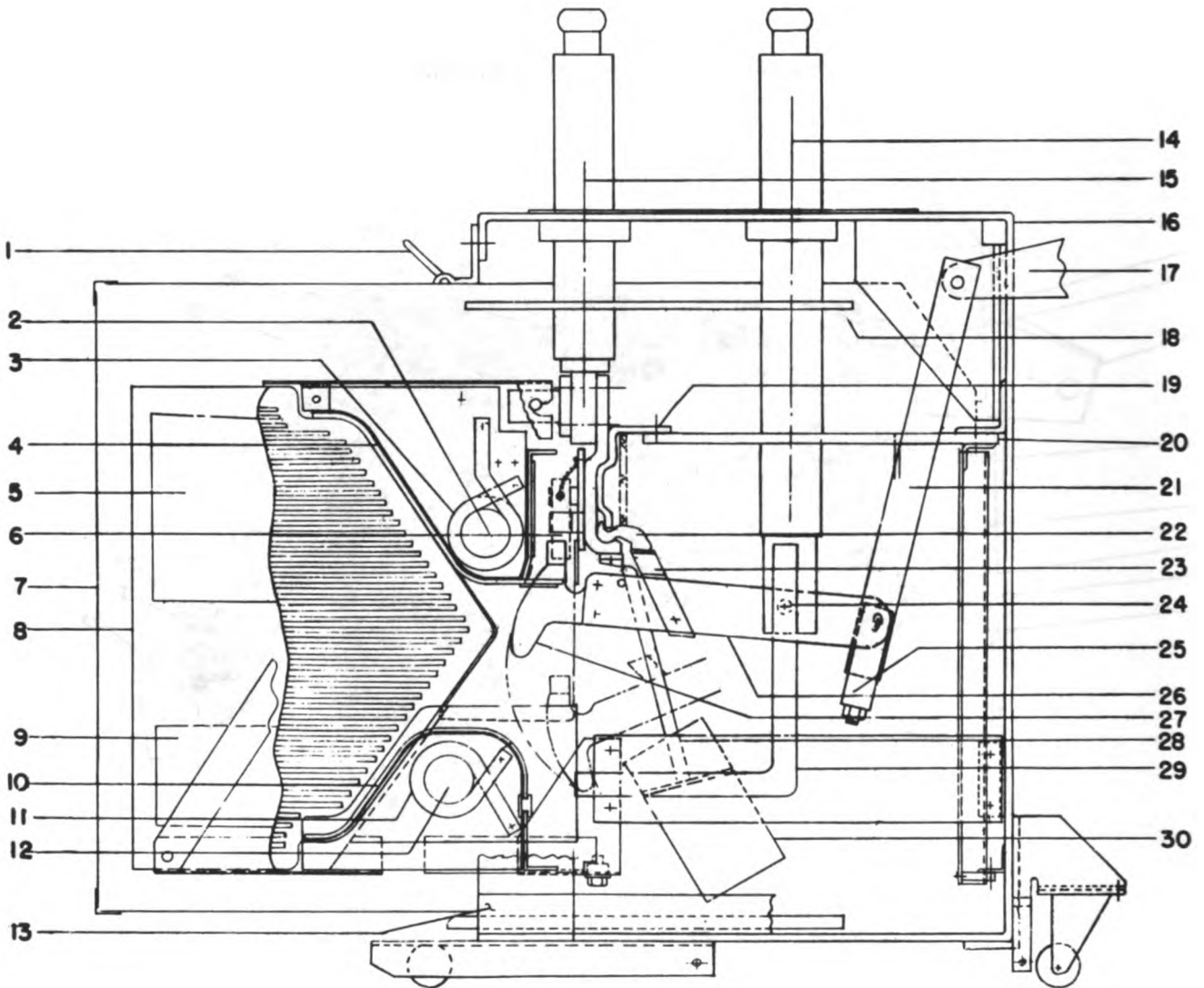



Figure 8. (0258C0689) Cross Section of Breaker Pole Unit (03497)

- |                              |                              |                                  |
|------------------------------|------------------------------|----------------------------------|
| 1. Box Barrier Handle        | 11. Lower Blow-out Coil      | 21. Operating Rod                |
| 2. Upper Blow-out Core       | 12. Lower Blow-out Core      | 22. Stationary Primary Contacts  |
| 3. Upper Blow-out Coil       | 13. Lower Barrier            | 23. Movable Primary Contacts     |
| 4. Upper Arc Runner          | 14. Front Bushing            | 24. Cup Bearing                  |
| 5. Upper Pole Piece          | 15. Rear Bushing             | 25. Yoke                         |
| 6. Stationary Arcing Contact | 16. Frame                    | 26. Movable Contact Arm Assembly |
| 7. Box Barrier               | 17. Main Operating Crank     | 27. Movable Arcing Contact       |
| 8. Arc Chute Side            | 18. Upper Horizontal Barrier | 28. Booster Tube and Piston      |
| 9. Lower Pole Piece          | 19. Spring Retainer          | 29. Connection Bar               |
| 10. Lower Arc Runner         | 20. Lower Horizontal Barrier | 30. Booster Cylinder             |

Group 47 circuit breaker (General Electric)



**Figure 10. (8039618) Adjustable Coupling For Making Primary Contact Wipe Adjustments (03497)**

1. **Operating Rod**
2. **Operating Rod Pin**
3. **Adjusting Nut**
4. **Check Nut**
5. **Stationary Primary Contacts**
6. **Yoke**
7. **Contact Arm**
8. **Movable Primary Contacts**

Group 47 circuit breaker (General Electric)




Figure 11. (8039585) Auxiliary Switch and Trip Coil (03497)

1. Open - Close Indicator
2. Auxiliary Switch
3. Prop Spring
4. Trip Latch Spring
5. Spring Discharge Crank
6. Cotter Pin
7. Trip Coil Support
8. Trip Coil
9. Mounting Bolts
10. Latch Set Screw
11. Trip Latch
12. Trip Arm Screw
13. Manual Trip Lever


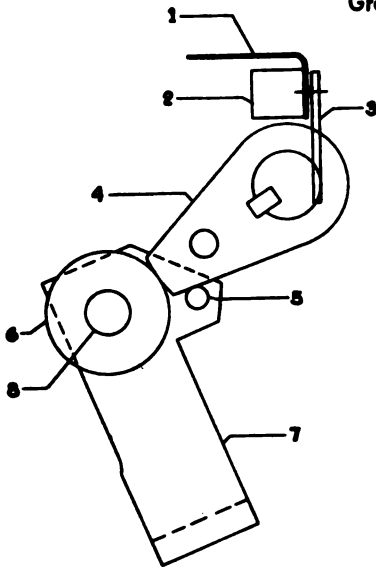


Figure 12. (8034474) Positive Interlock Switch (03497)


1. Positive Interlock Shaft
2. Switch Arm
3. Switch Support
4. Interlock Switch
5. Auxiliary Switch
6. Switch Support
7. Latch Checking Switch
8. Switch Arm
9. Trip Shaft

Group 47 circuit breaker (General Electric)




**Figure 13. (0114C5320) Latch Checking Switch (03497)**

1. Switch Support
2. Latch Checking Switch
3. Switch Arm
4. Trip Latch
5. Reset Pin Stop
6. Latch Roller
7. Latch Roller Link
8. Latch Roller Pin



**Figure 14. (8034464) Plunger Interlock (03497)**


1. Plunger Bolt
2. Washer
3. Breaker Lifting Rail



**Figure 15. (8034471) Driving Elements (03497)**

1. Mounting Bolts
2. Manual Close Button
3. Eccentric
4. Retaining Ring
5. Hex Charging Stud
6. Driving Link
7. Motor Support
8. Retaining Ring
9. Motor
10. Fuse

Group 47 circuit breaker (General Electric)



**Figure 16. (8039584) Interrupter Removed Showing Accessibility of Arcing Contacts (03497)**

- 1. Rear Bushing**
- 2. Upper Horizontal Barriers**
- 3. Supporting Bolt**
- 4. Upper Interrupter Support**
- 5. Stationary Arcing Contacts**
- 6. Movable Arcing Contact**
- 7. Mounting Bolts**
- 8. Arc Chute Brace**
- 9. Support Bracket**
- 10. Lower Supporting Bolt**
- 11. Lower Interrupter Support**
- 12. Interrupter**

Group 47 circuit breaker (General Electric)




Figure 18. (8039601) Interrupter Assembly (03497)

1. Assembly Bolts and Bushing
2. Assembly Bolts
3. Upper Pole Piece
4. Assembly Bolt
5. Side Brace
6. Lower Pole Piece
7. Assembly Bolt
8. Lower Brace
9. Assembly Bolt
10. Upper Interrupter Support
11. Insulating Cap
12. Side Shield
13. Assembly Bolt
14. Lower Interrupter Support
15. Assembly Bolts
16. Assembly Bolts




Figure 19. (8039603) Interrupter Assembly with Side Removed (03497)

1. Upper Arc Runner Spacer
2. Upper Arc Runner Assembly
3. Blowout Core
4. Blowout Coil
5. Upper Arc Runner
6. Arc Chute Side
7. Throat Insulation
8. Lower Shield
9. Lower Arc Runner
10. Blowout Coil
11. Blowout Core
12. Lower Insulation
13. Lower Arc Runner Assembly
14. Lower Coil Connection
15. Lower Arc Runner Spacers

Group 47 circuit breaker (General Electric)




Figure 20. (8039604) Interrupter Assembly (03497)

1. Upper Mounting Support
2. Connection Bolt
3. Insulation Plate
4. Upper Arc Runner Assembly
5. Side Shield
6. Lower Arc Runner Assembly
7. Lower Coil Connection
8. Connection Nut
9. Lower Mounting Support



Group 47 circuit breaker (General Electric)





Figure 22A. (8025170) "-6" & "-7" Designs  
(03497)

Figure 22. Rear Bushing Assembly (03497)

- |                                      |  |
|--------------------------------------|--|
| 1. Rear Bushing                      | 8. Connection Bolt                     |
| 2. Guide and Support for Interrupter | 9. Stud for Mounting Arcing Fingers    |
| 3. Bolts for Contact Support         | 10. Stationary Arcing Contact Assembly |
| 4. Contact Support                   | 11. Spring Baffle                      |
| 5. Bolt for Flexible Braid           | 12. Insulating Plate                   |
| 6. Mounting Bolt                     |  |
| 7. Flexible Braid                    |  |

Group 47 circuit breaker (General Electric)



**Figure 23. (8039588) Contact Assembly  
(03497)**

1. **Front Bushing**
2. **Contact Springs**
3. **Stationary Primary Contacts**
4. **Operating Rod Pin**
5. **Buffer**
6. **Cup Bearing**
7. **Hinge Pin**
8. **Contact Arm**
9. **Throat Barrier**
10. **Movable Primary Contacts**
11. **Assembly Belts**
12. **Assembly Bolts**
13. **Piston Assembly**
14. **Movable Arcing Contact**
15. **Connection Bar**

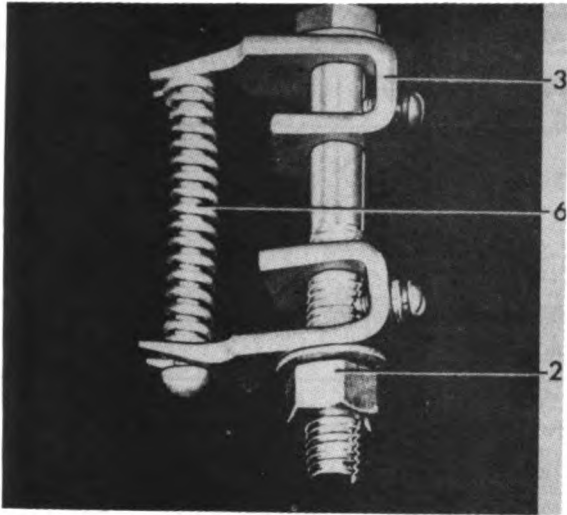


Figure 24A. (8034466) (03497)




Figure 24B. (8034465) (03497)




Figure 24C. (8034469) (03497)




Figure 24D. (8034468) (03497)

Figure 24. Method of Installing Primary Contact Springs Using a Spring Compressor (03497)

- |                      |                              |
|----------------------|------------------------------|
| 1. Spring Guide      | 6. Spring                    |
| 2. Compressor Nut    | 7. Contact Support           |
| 3. Spring Compressor | 8. Stop Plate                |
| 4. Spring Retainer   | 9. Stationary Primary Finger |
| 5. Assembly Bolts    |                              |

Group 47 circuit breaker (General Electric)

RECOMMENDED RENEWAL PARTS FOR MAGNE-BLAST BREAKERS

TYPE AM-4.16-250-6(Δ), -7(Δ), and -8(Δ), 1200 & 2000 AMPERES

(Δ SUFFIX LETTERS H, C, B, & R)

NOTE: On Breakers with suffix "-6" (\*) two (2) different Design Interrupter Assemblies have been furnished. Refer to Figures 18 and 19 to determine correct Renewal Part References.

Fig. No.	Ref. No.	Ampere Rating	Type	Catalog Number for Type AM-4.16-250-			No. Req'd.	Description
				-6	-7	-8		
8	21	All	**	0281B0708G002	0281B0708G002	0281B0708G002	3	Operating Rod Assembly
		All	B	-	0281B0708G008	0281B0708G008	3	
22	7	All	All	0236C0791G001	0236C0791G001	0236C0791G001	3	Flexible Connector (Right)
22	7	All	All	0236C0791G004	0236C0791G004	0236C0791G004	3	Flexible Connector (Left)
22	12	All	All	0414A0116P004	0414A0116P004	-	3	Insulating Plate
22	13	All	All	-	-	0195A7388G002	3	Throat Barrier Assembly
22	10	All	All	0236C0790G009	0236C0790G009	0236C0790G009	3	Arcing Contact Assembly
23	2	1200	All	0121A5964P001	-	-	12	Primary Contact Finger Spring
		2000	All	006509787P001	-	-	24	
		All	**	-	0121A5964P001	0121A5964P001	18	
		All	B	-	0121A5964P001	0121A5964P001	24	
23	3	1200	All	0236C0791P008	-	-	12	Primary Contact Finger
		2000	All	0236C0791P008	-	-	24	
		All	**	-	0114C5382P002	0114C5382P002	18	
		All	B	-	0114C5382P002	0114C5382P002	24	
23	10	1200	All	0137A9164P003	-	-	3	Movable Primary Contact
		1200	All	0137A9164P004	-	-	3	
		2000	All	0137A9164P003	-	-	6	
		2000	All	0127A9164P004	-	-	6	
		All	**	-	0114C5382P004	0114C5382P004	6	
		All	B	-	0137A9164P003	0137A9164P003	6	
23	14	All	**	0802B0742G001	0802B0742G001	0108B5508G001	3	Movable Arcing Contact
		All	B	-	0802B0742G002	0108B5508G002	3	
23	13	1200	All	0213X0343G043	0213X0343G043	-	3	Tube & Piston Assembly
		2000	All	0213X0343G044	0213X0343G044	0213X0343G091	3	
		1200	**	-	-	0213X0343G090	3	
		1200	B	-	-	0213X0343G091	3	
19	7	All	All	0414A0117P001	-	-	6	Throat Insulation
		All	All	-	0108B1965G001	01957377G001	3	Throat Insulation (Right)
		All	All	-	0108B1965G002	0195A7377G002	3	Throat Insulation (Left)
19	8	All	All	0383A0632P001	0161A5906P001	0161A5906P001	6	Lower Runner Shield
19	12	All	All	0256C0616P008	0114C5381P001	0114C5381P010	6	Lower Insulation Barrier
20	3	All	All	0414A0116P002	0114C5381P004	0414A0116P002	3	Insulating Plate
18	11	All	All	000421711P001	000421711P001	000421711P001	6	Insulating Cap
18	11	All	All	000407193P001	000407193P001	000407193P001	6	Threaded Washer (For Insul. Cap)
*		All	All	0256C0616P009	0836C0197P014	0836C0197P014	6	Upper Runner Insulation

\* Not Illustrated  
 \*\* All except Breakers with "B" in suffix.

Group 47 circuit breaker (General Electric)  
**RECOMMEND RENEWAL PARTS FOR**  
**TYPE ML-13 STORED ENERGY MECHANISM**

USED FOR AM-4.16-250-6 (\*), -7 (\*), & -8 (\*), 1200 & 2000 AMPERE

(\* SUFFIX LETTERS - H, C, R )

Fig. No.	Ref. No.	No. Req'd.	Description	Catalog No.
5	10	1	Spring Charging Motor - ** 48 V-DC 110 & 125 V-DC & 115 V-AC, 60 Hz 220 & 250 V-DC & 230 V-AC, 60 Hz	0105C9393P001 0105C9393P002 0105C9393P003
6	17	1	Relay - **, #, † 48 V-DC 110 & 125 V-DC 220 & 250 V-DC 115 V-AC, 60 Hz 230 V-AC, 60 Hz	0137A7575P004 0137A7575P001 0108B1978G001 0137A7575P005 0137A7575P002
5	3	1	Potential Trip Coil - ** 110 & 125 V-DC 220 V-DC 250 V-DC 115 V-AC, 60 Hz 230 V-AC, 60 Hz 24 V-DC 48 V-DC	006174582G001 006174582G015 006174582G002 006174582G013 006174582G032 006275070G001 006275070G002
6	15	1	Spring Release Coil - ** 110 & 125 V-DC 220 V-DC 250 V-DC 115 V-AC, 60 Hz 230 V-AC, 60 Hz 48 V-DC	006174582G001 006174582G015 006174582G002 006174582G010 006174582G014 006275070G002
6	7	5	Switch, Normally Open	0456A0866P005
6	7	1	Switch, Normally Closed	0456A0866P006
5	1	1	Auxiliary Switch	0137A9192G003
6	12	1	Closing Latch Spring	0161A4231P001
5	4	1	Prop Spring	0137A9252P001
4	8	1	Driving Pawl Spring	0161A4241P001
4	2	2	Latching Pawl Spring - †	0161A5909P001

\*\* Refer to breaker nameplate or summary for proper voltage rating.

# Quantity Two (2) relays required on special control circuits. Check breaker and connection diagram.

† Furnish 0161A4241P001 for breakers without closing spring discharge mechanism.

‡ Relays on Early "-6" design.

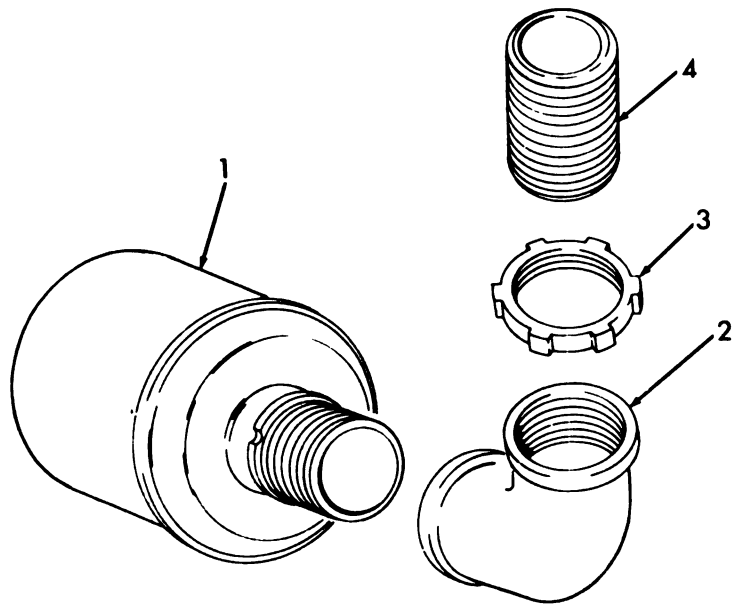
0137A7575P043 - 48V-DC

0137A7575P042 - 110V-DC & 125 V-DC

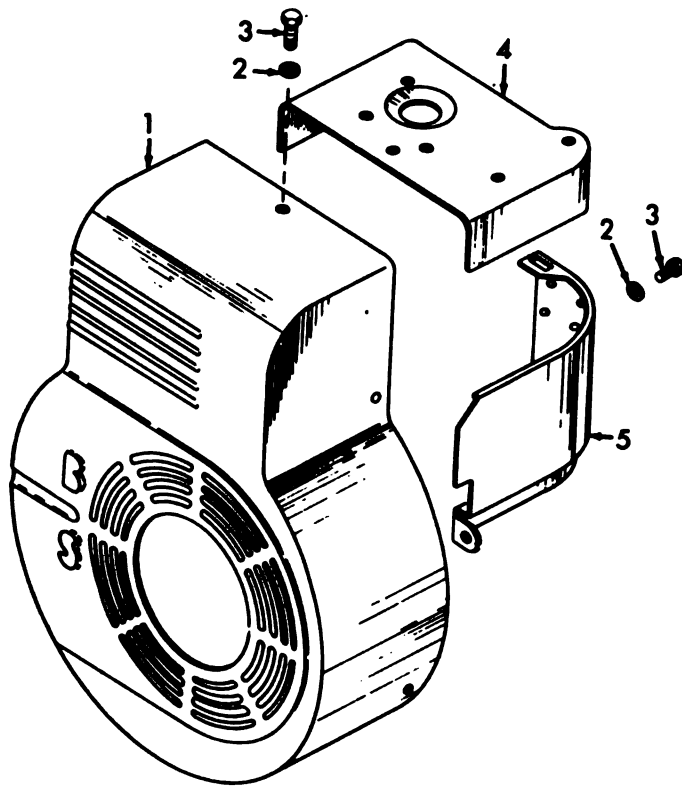
0137A7575P041 - 220V-DC & 250 V-DC

0137A7575P045 - 230V-AC, 60 Hz

0137A7575P047 - 115V-AC, 60 Hz

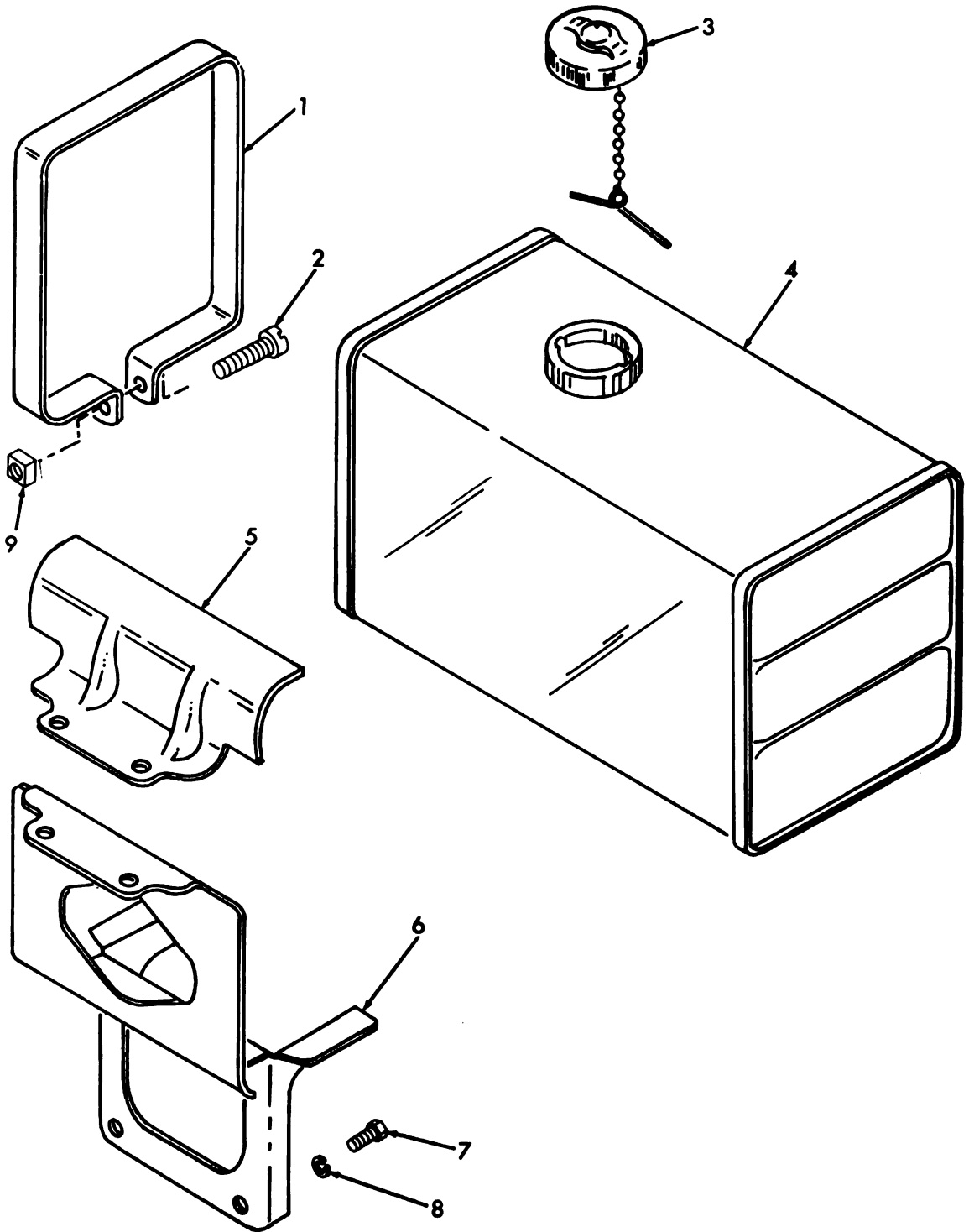


ME 6115-550-35P/1



ME 6115-550-35P/2

Figure 2. Engine Guards



ME 6115-550-35P/3

Figure 3. Fuel Tank



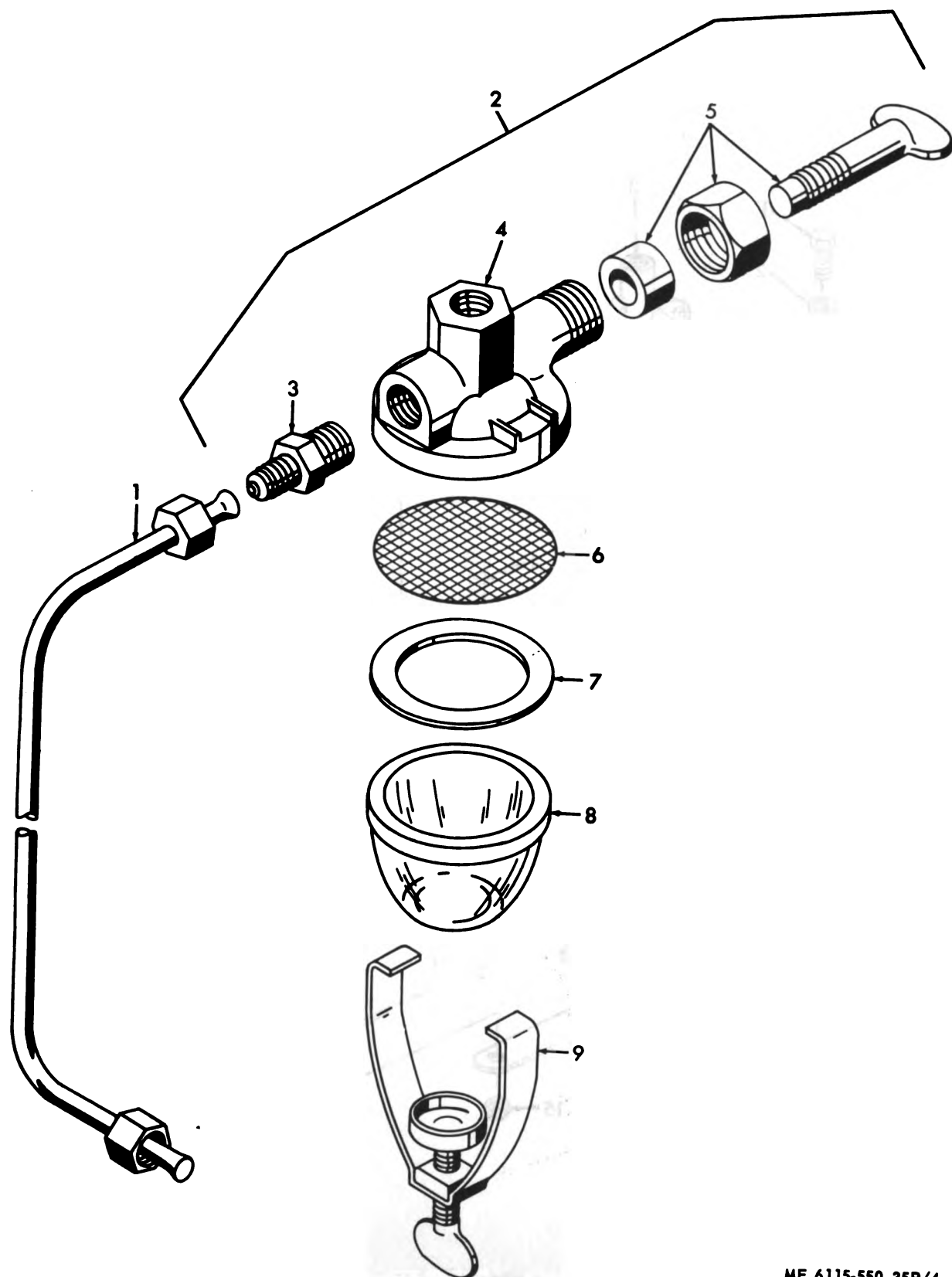
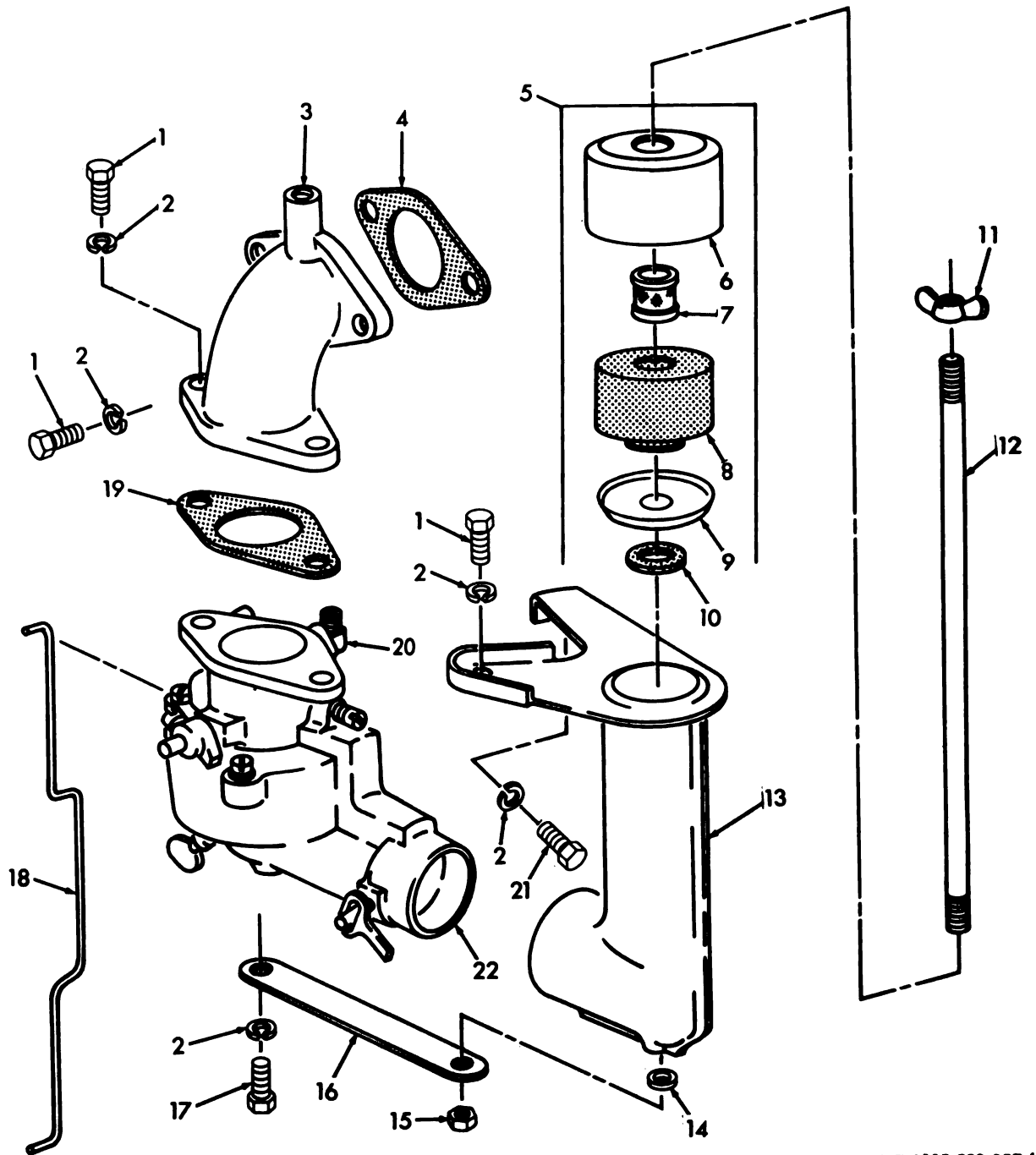


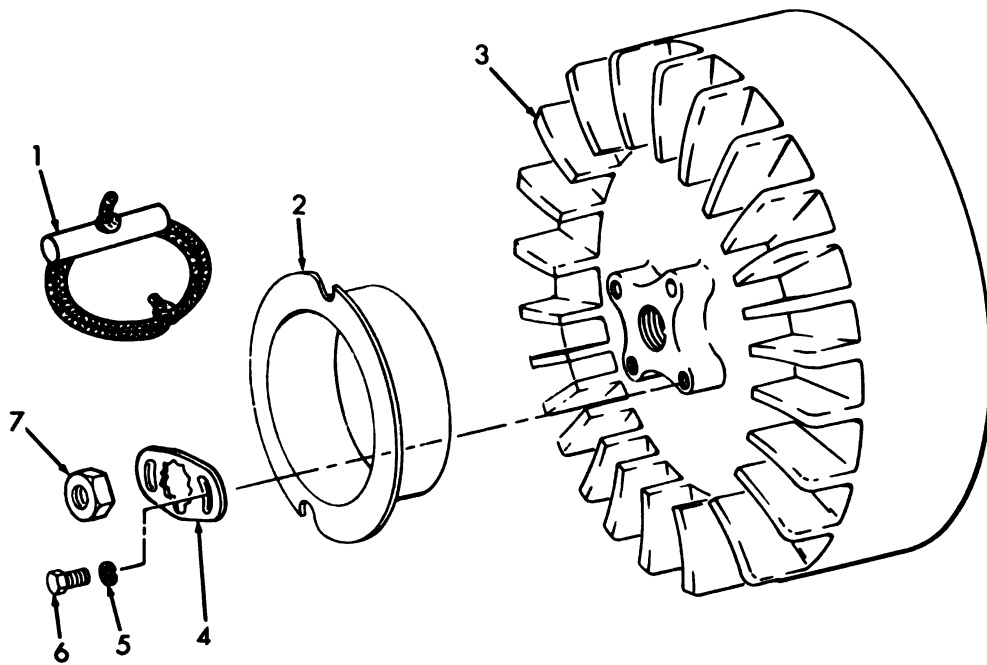
Figure 4. Fuel Filter and Lines

ME 6115-550-35P/4



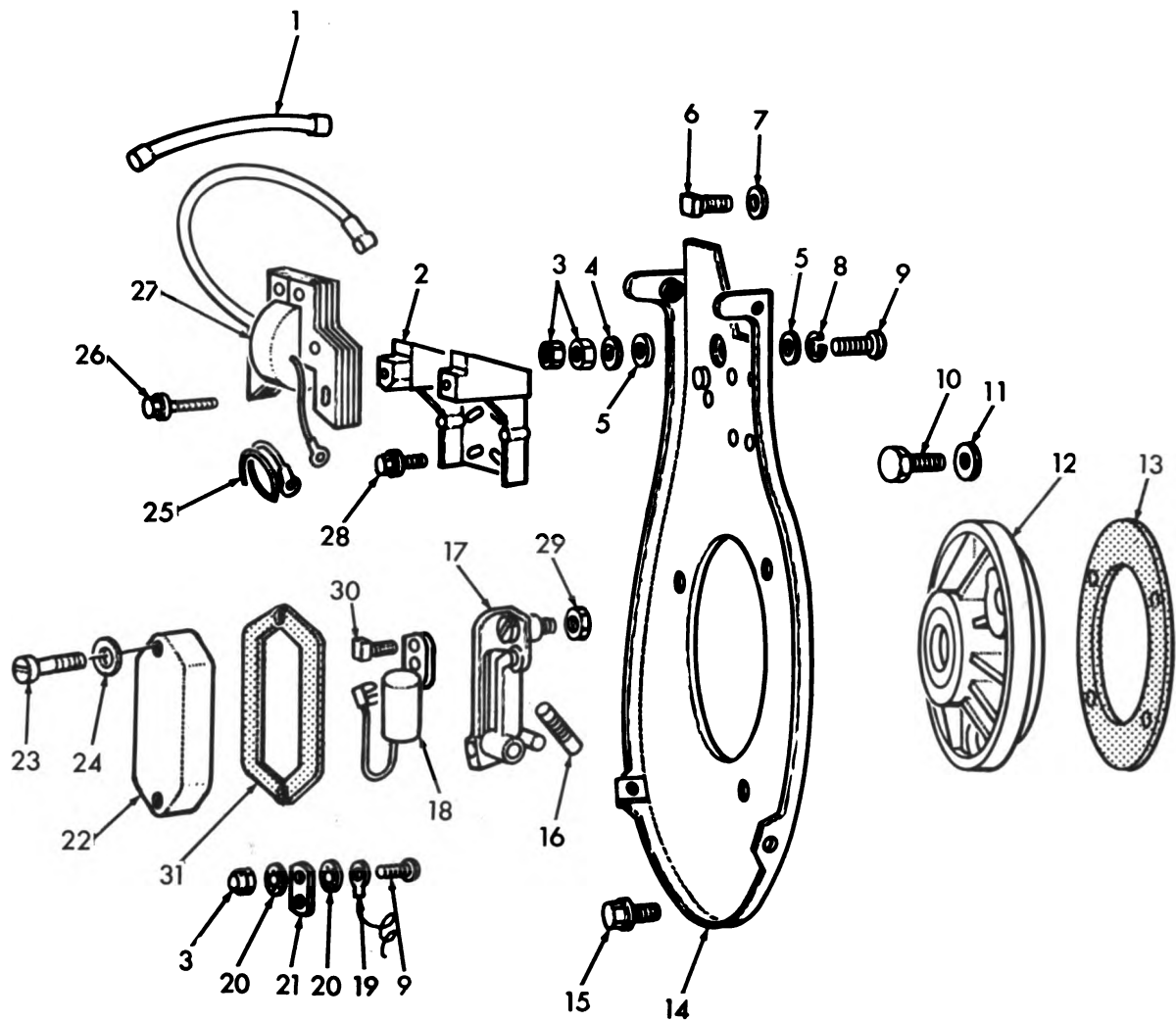
ME 6115-550-35P/5

Figure 5. Carburetor



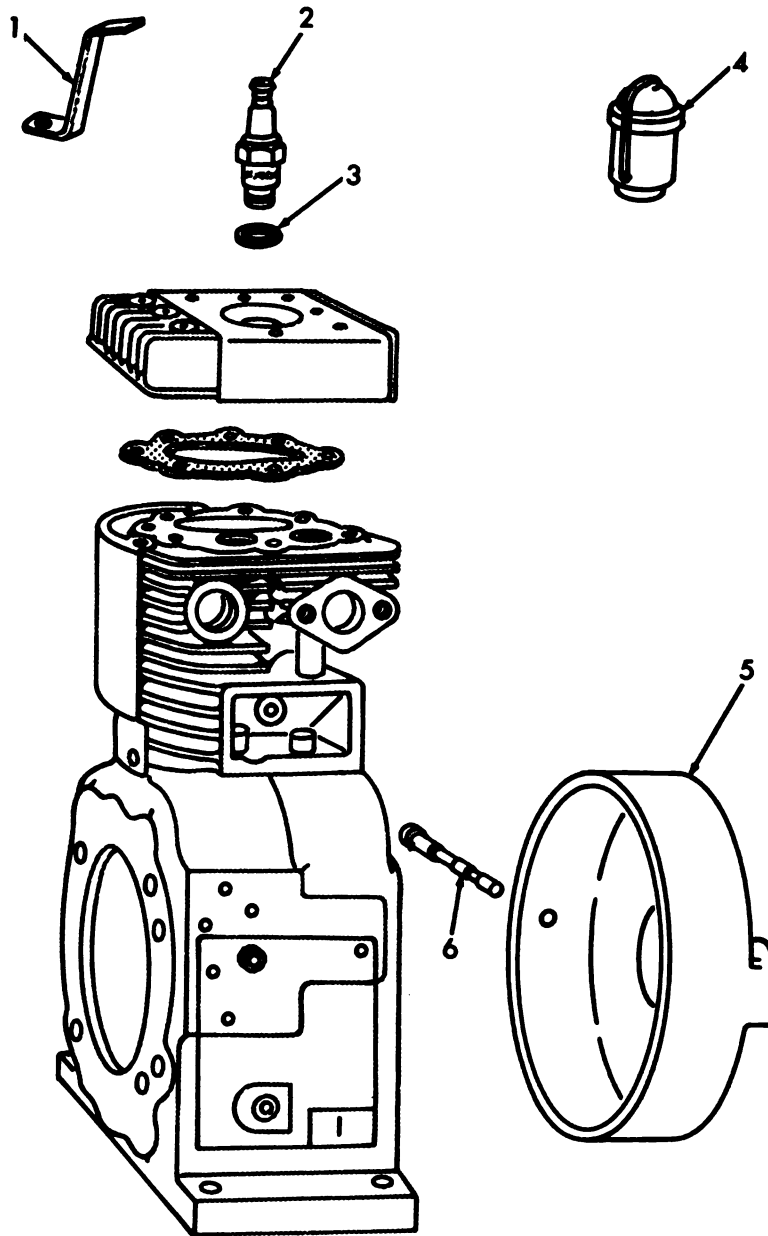
ME 6115-550-35P/6

Figure 6. Flywheel and Pulley




ME 6115-550-35P/7

Figure 7. Magneto, Coil and Backplate



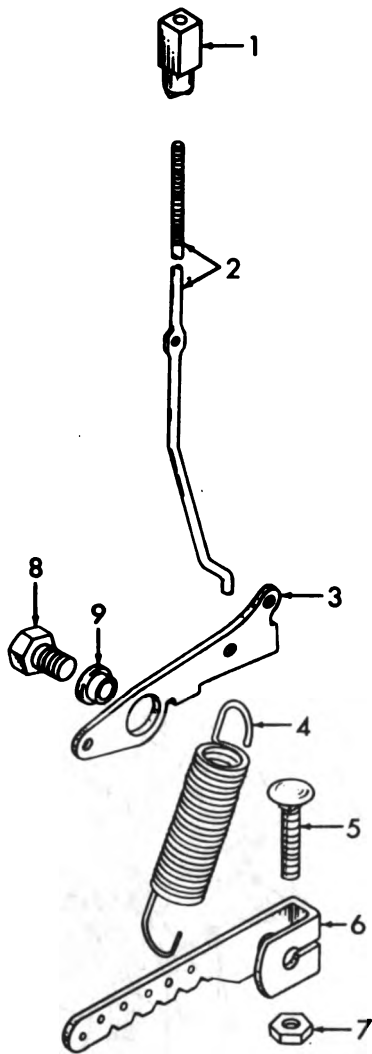
ME 6115-550-35P/8

Figure 8. Sparkplug and Rotor



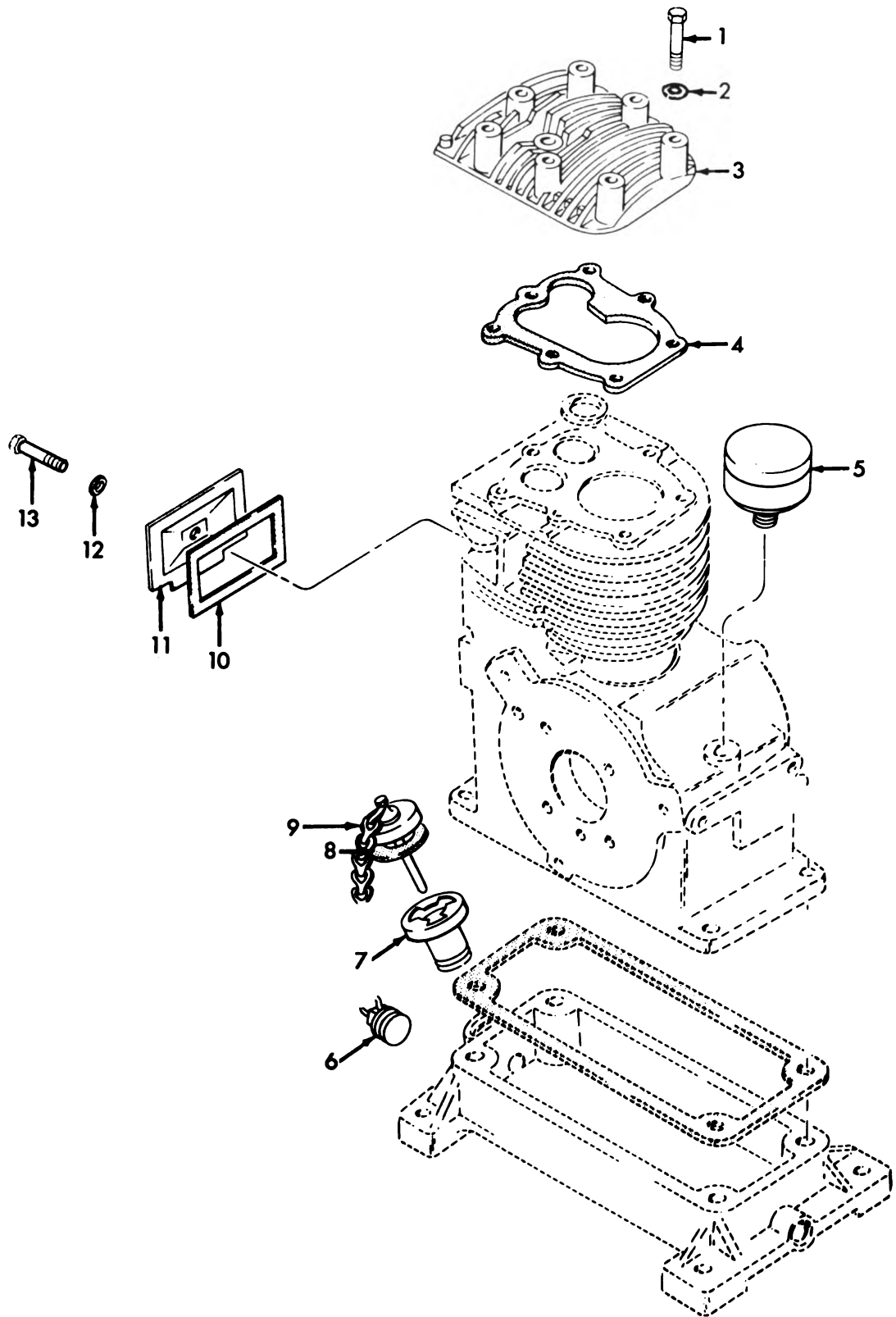
ME 6115-550-35P/9

Figure 9. Governor



ME 6115-550-35P/10

Figure 10. Governor Control



ME 6115-550-35P/11

Figure 11. Cylinder Head Valve Cover



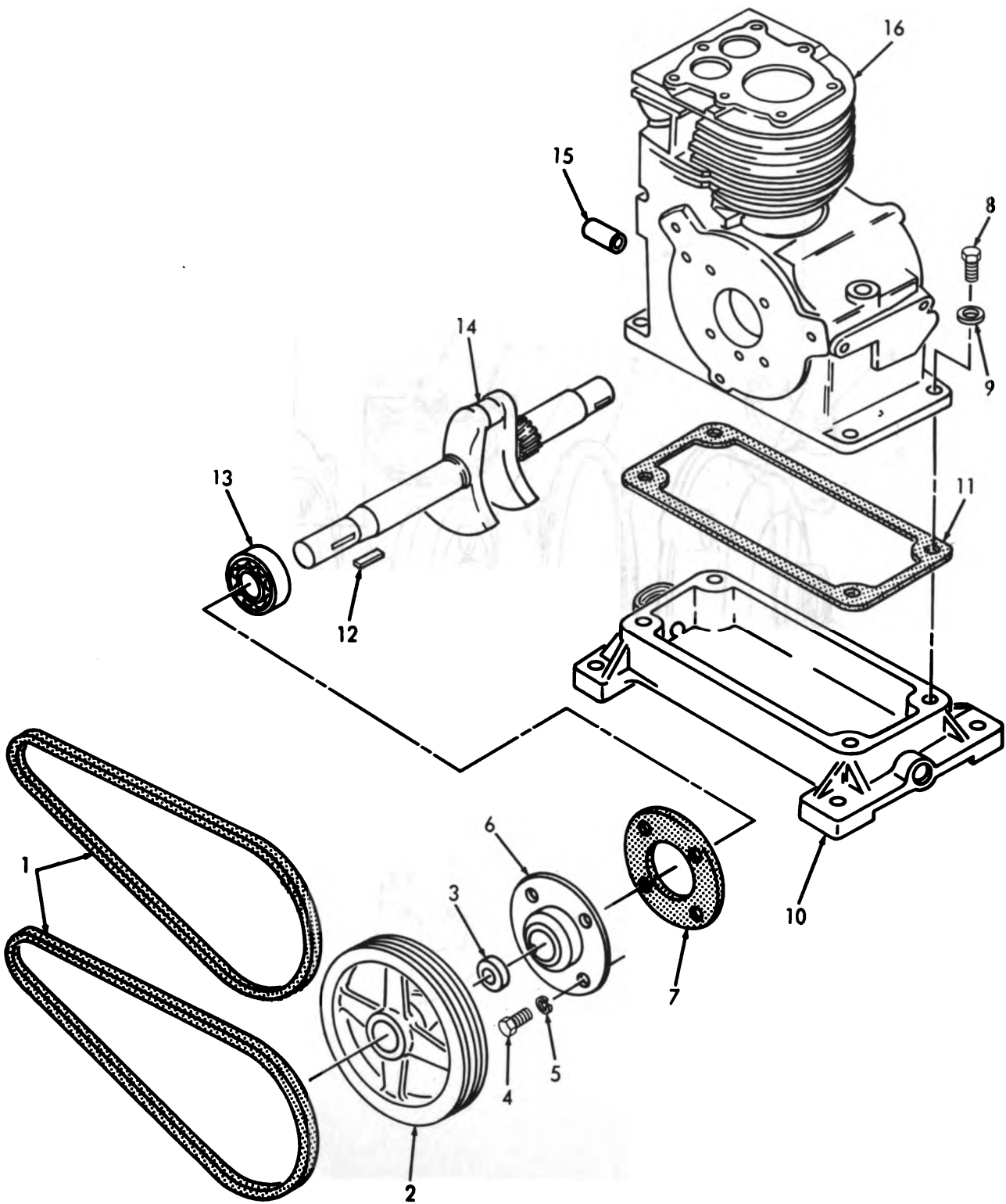
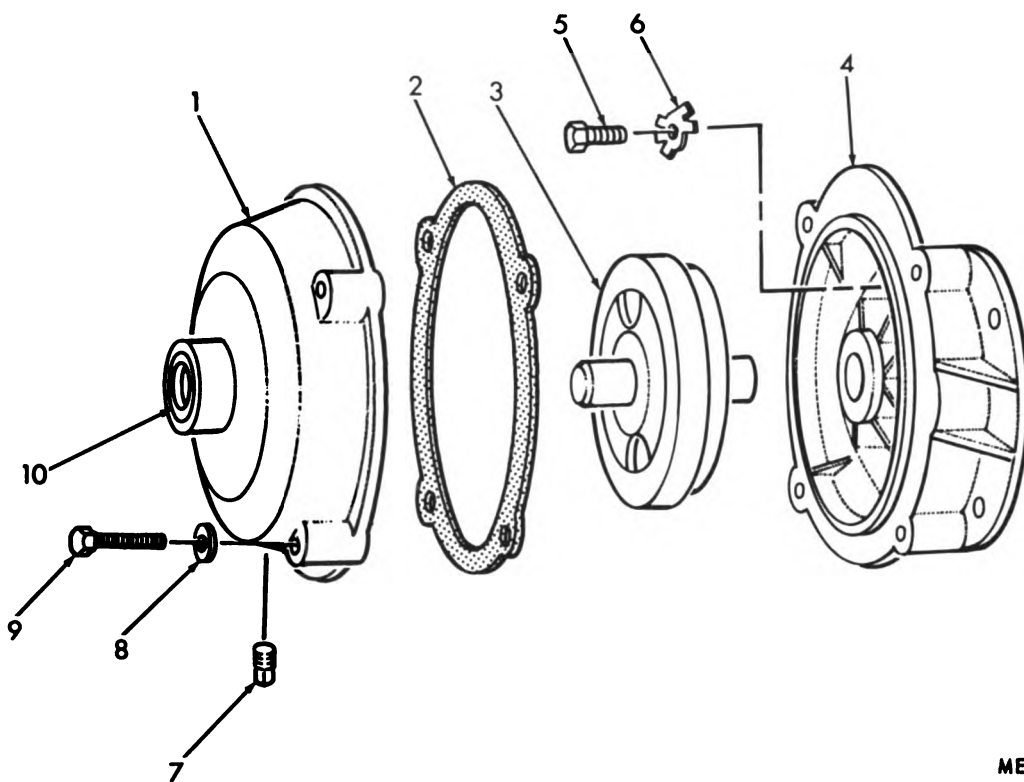


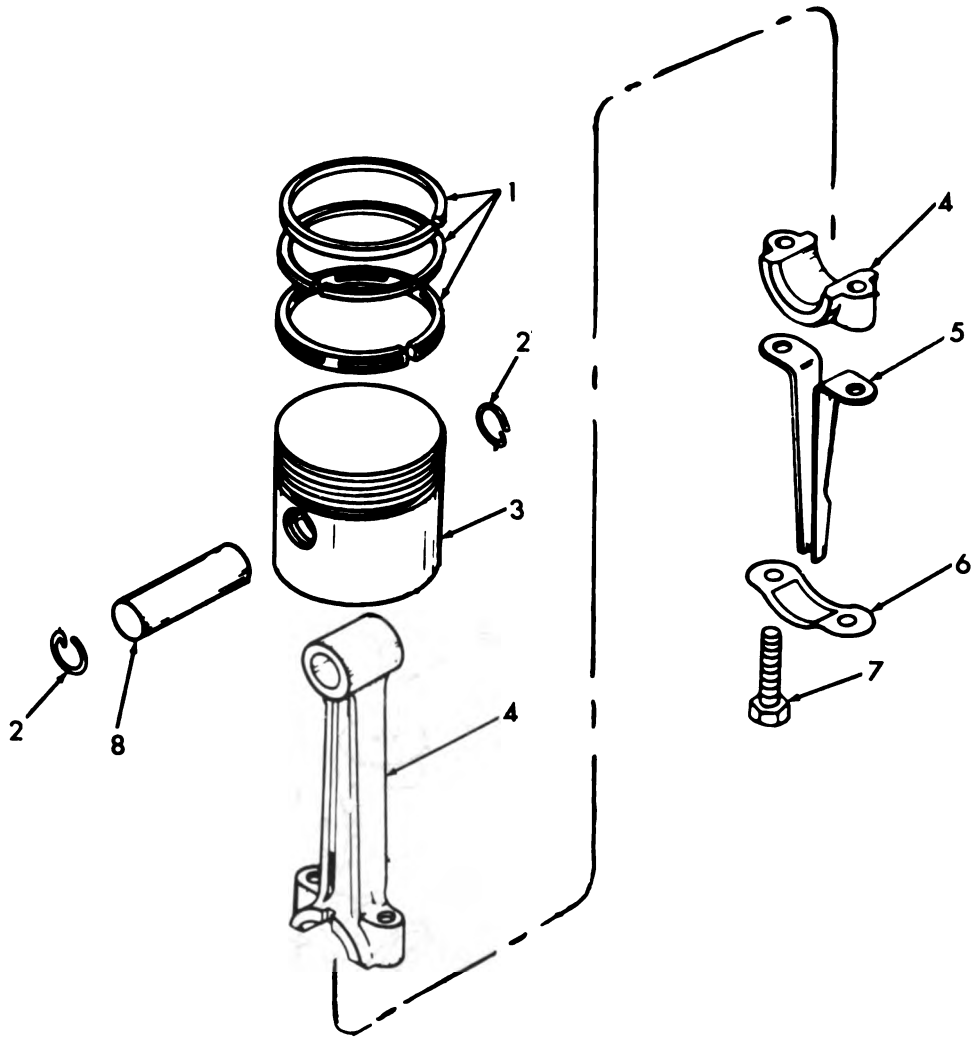
Figure 12. Engine Block and Crankshaft

ME 6115-550-35P/12



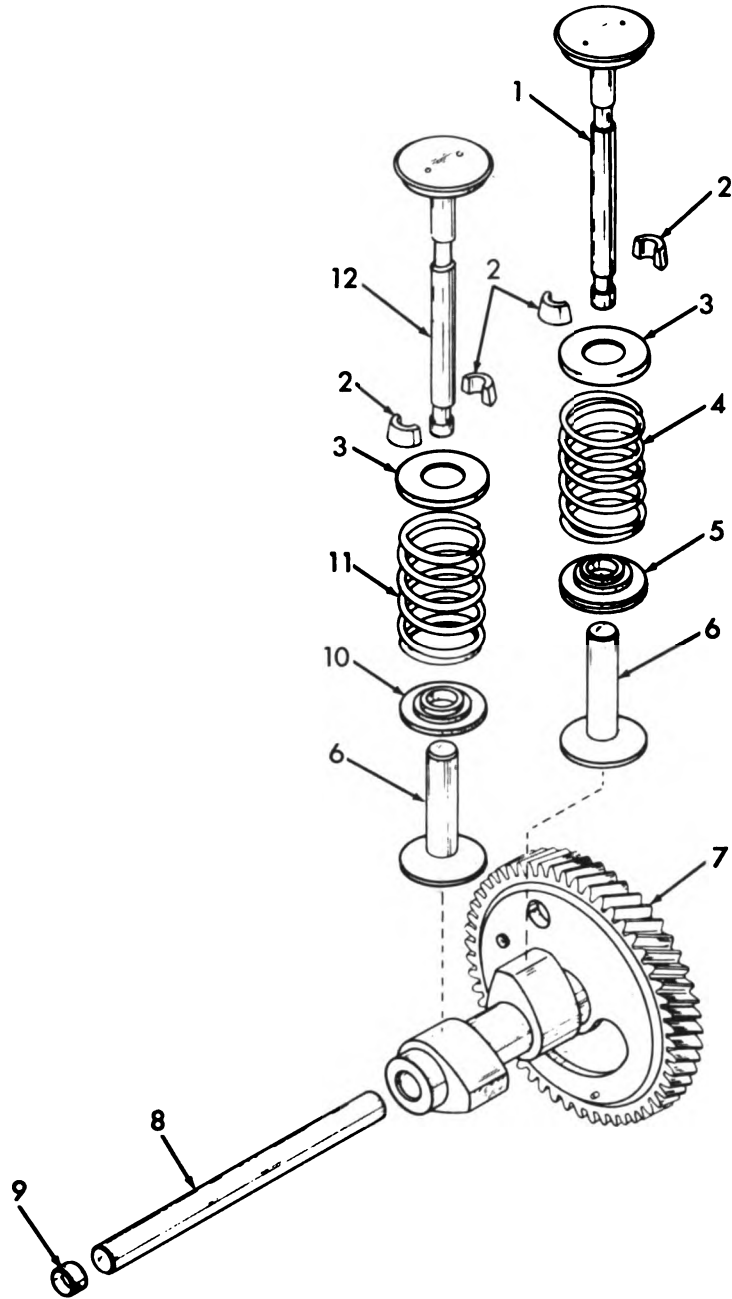
ME 6115-550-35P/13

Figure 13. Gear Case



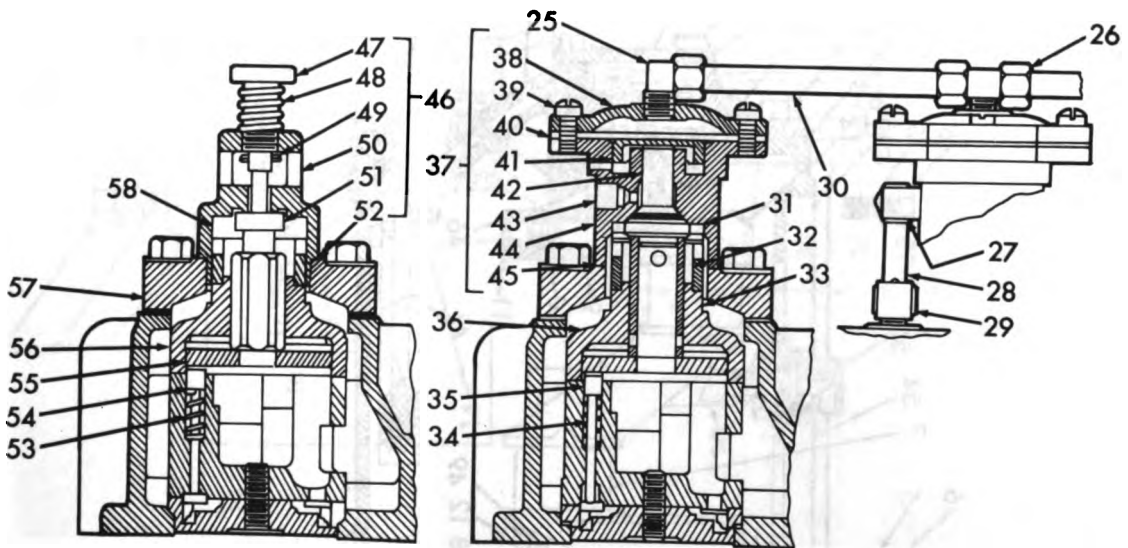
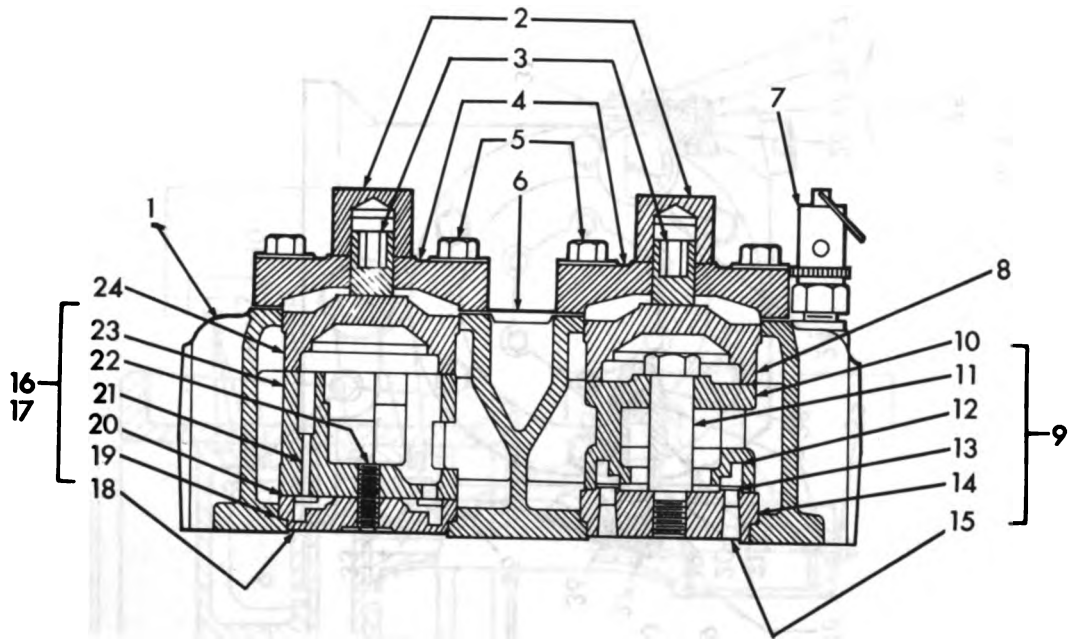
ME 6115-550-35P/14

Figure 14. Piston and Connecting Rod



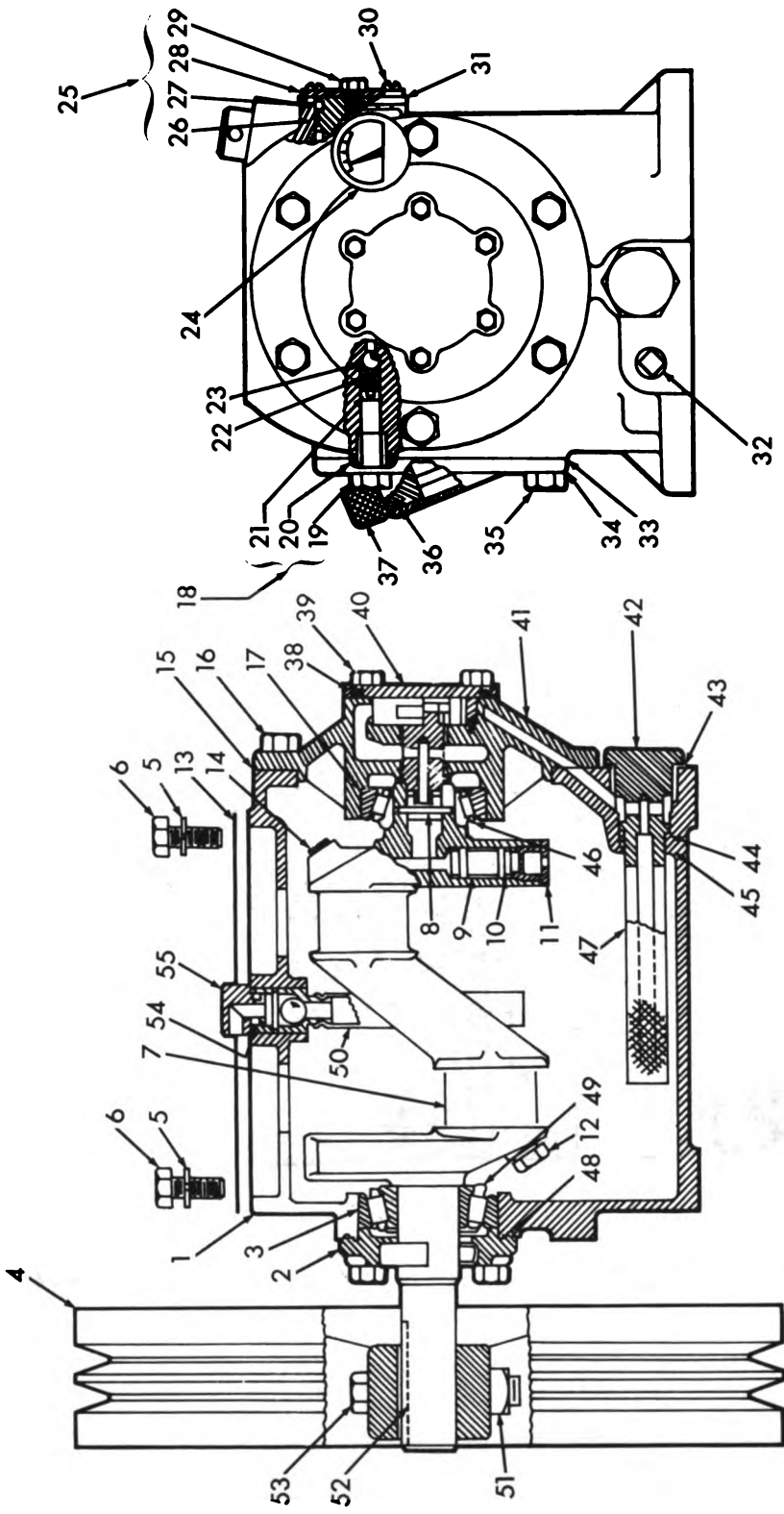
ME 6115-550-35P/15

Figure 15. Valve and Camshaft



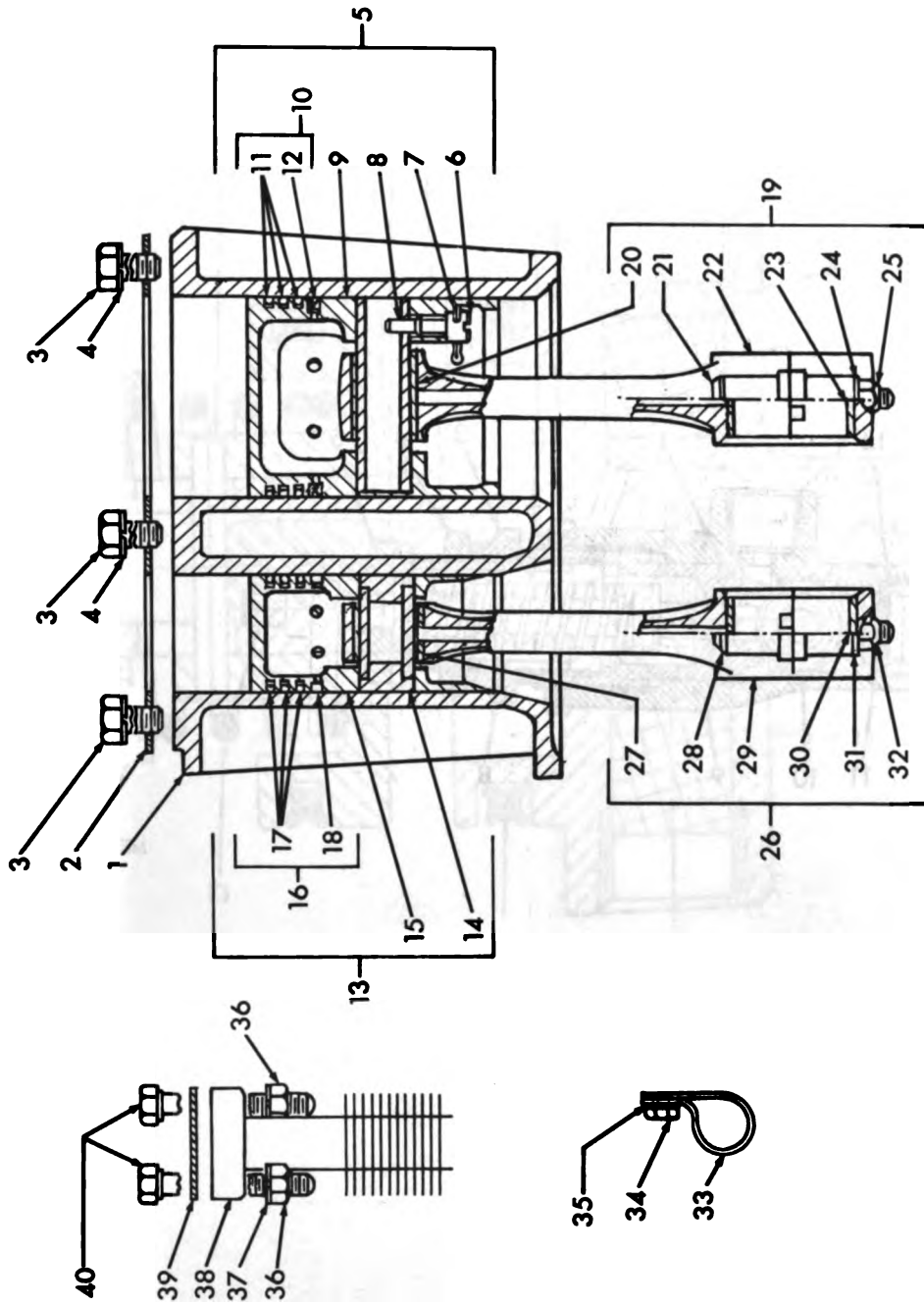
ME 6115-550-35P/16

Figure 16. Head



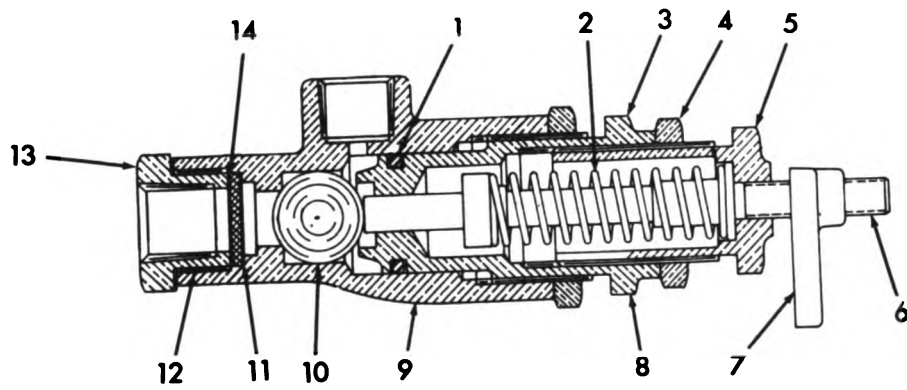
ME 6115-550-35P/17

Figure 17. Crankcase



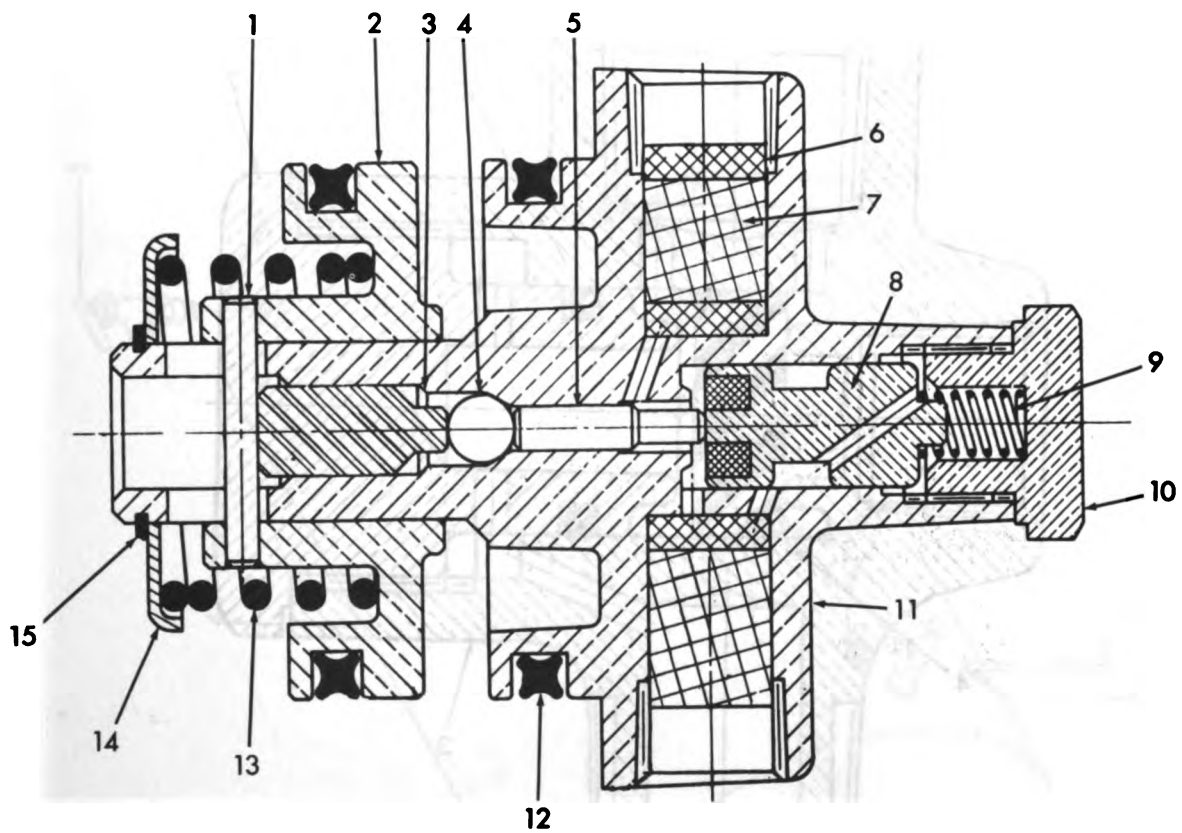
ME 6115-550-35P/18

Figure 18. Cylinder, Piston and Rods



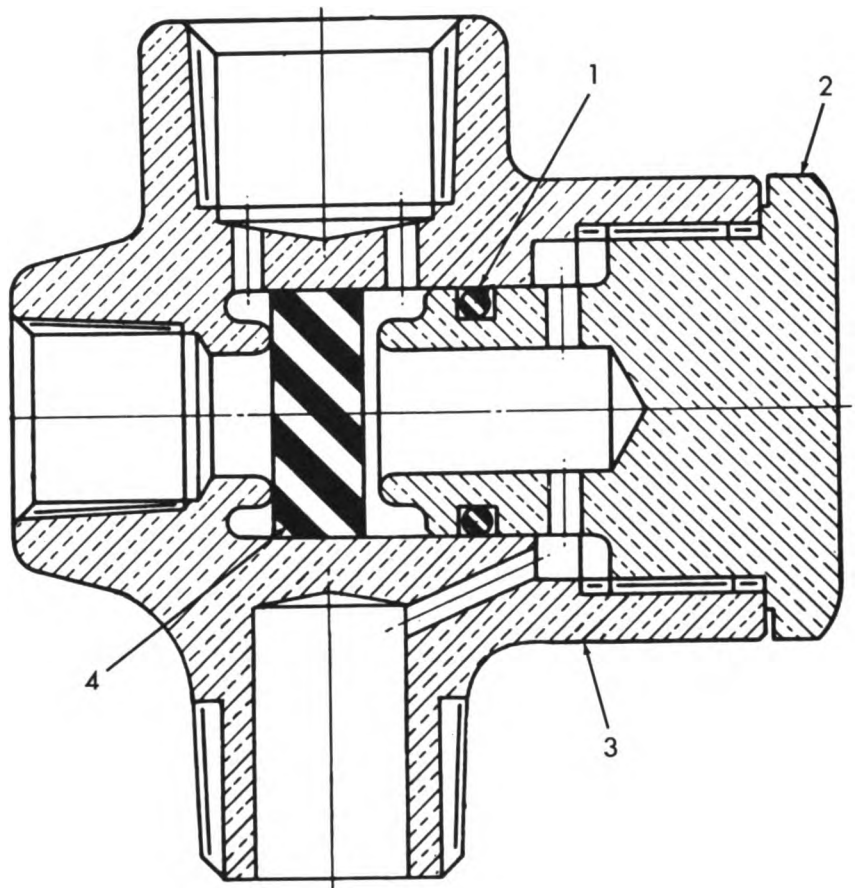
ME 6115-550-35P/19





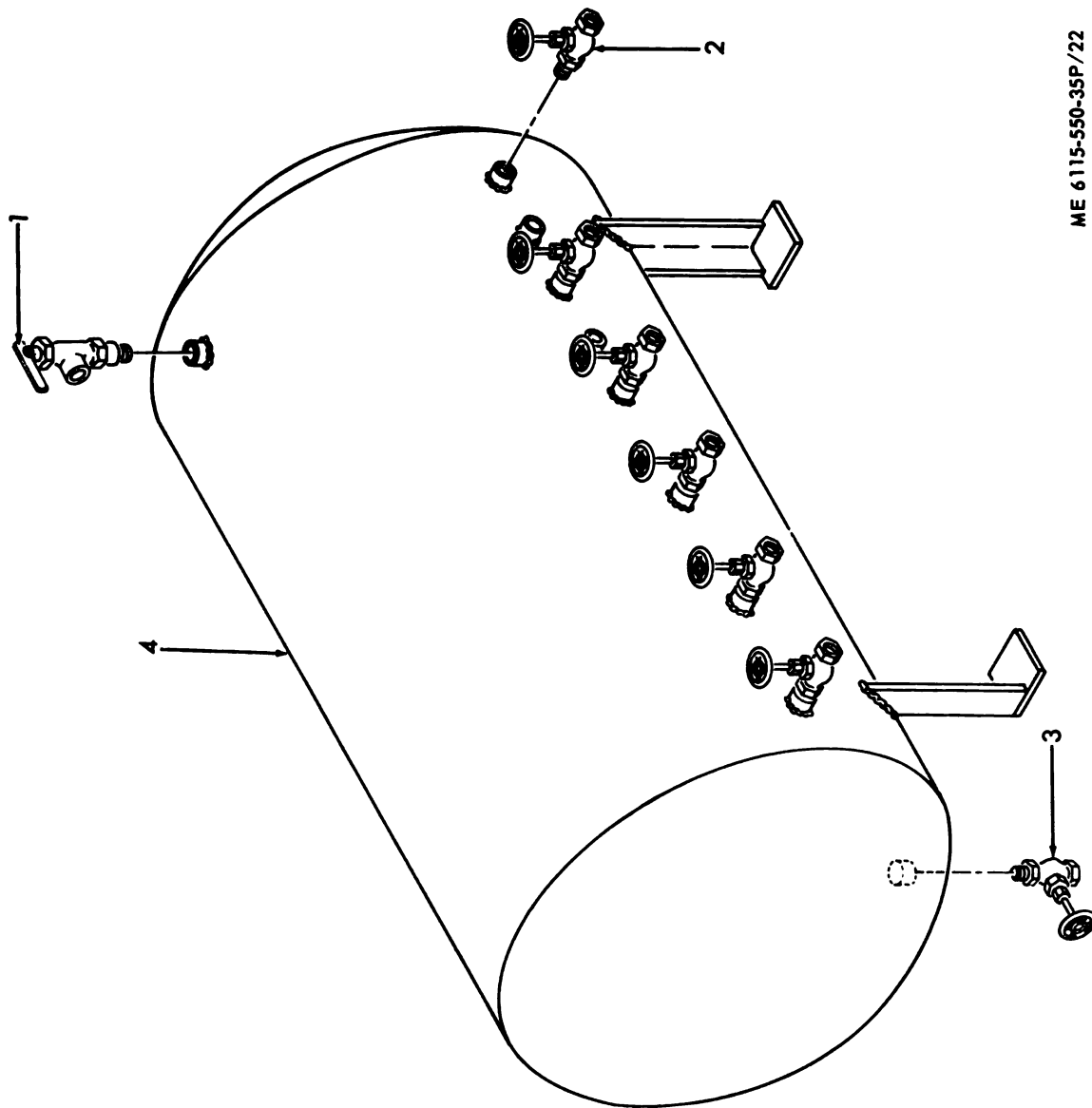
ME 6115-550-35P/20

Figure 20. Hydraulic



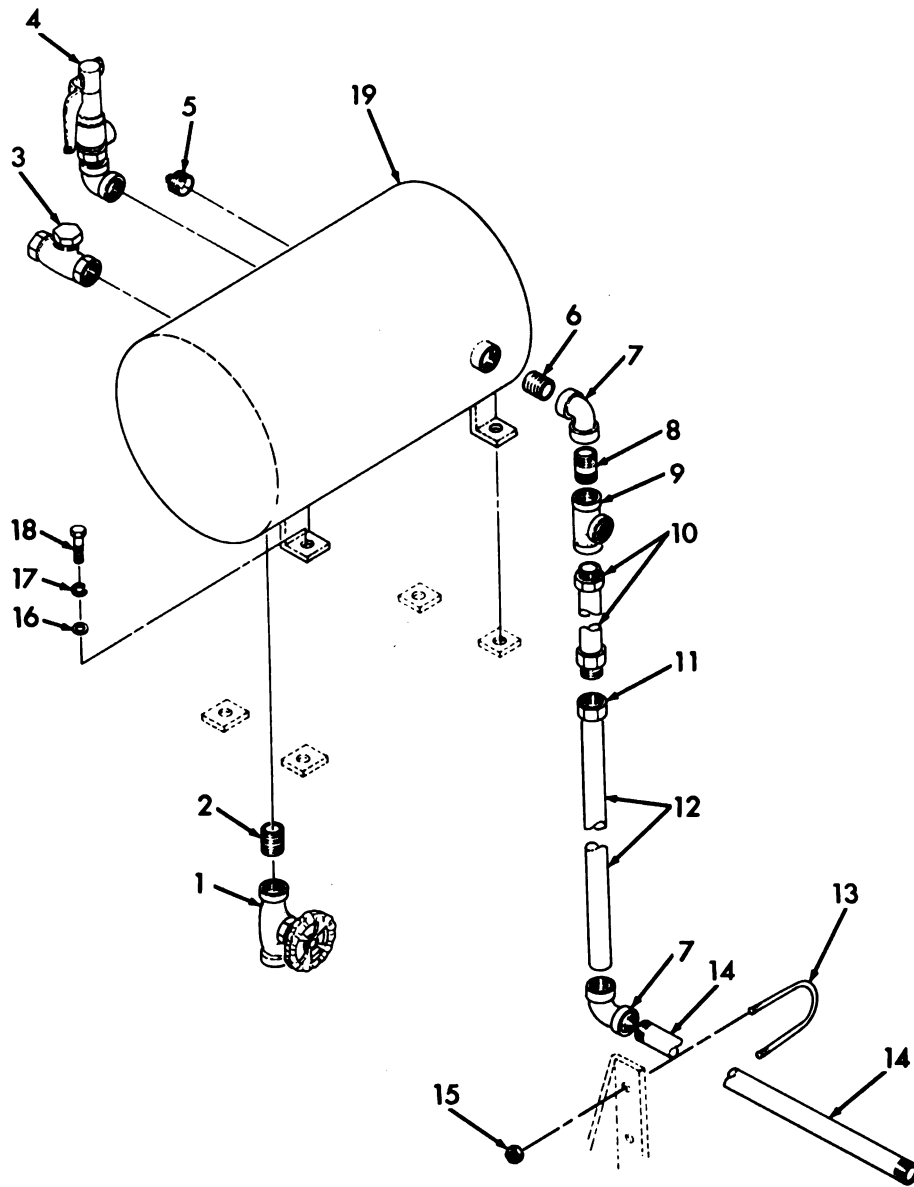
ME 6115-550-3SP/21

Figure 21. Check Valve



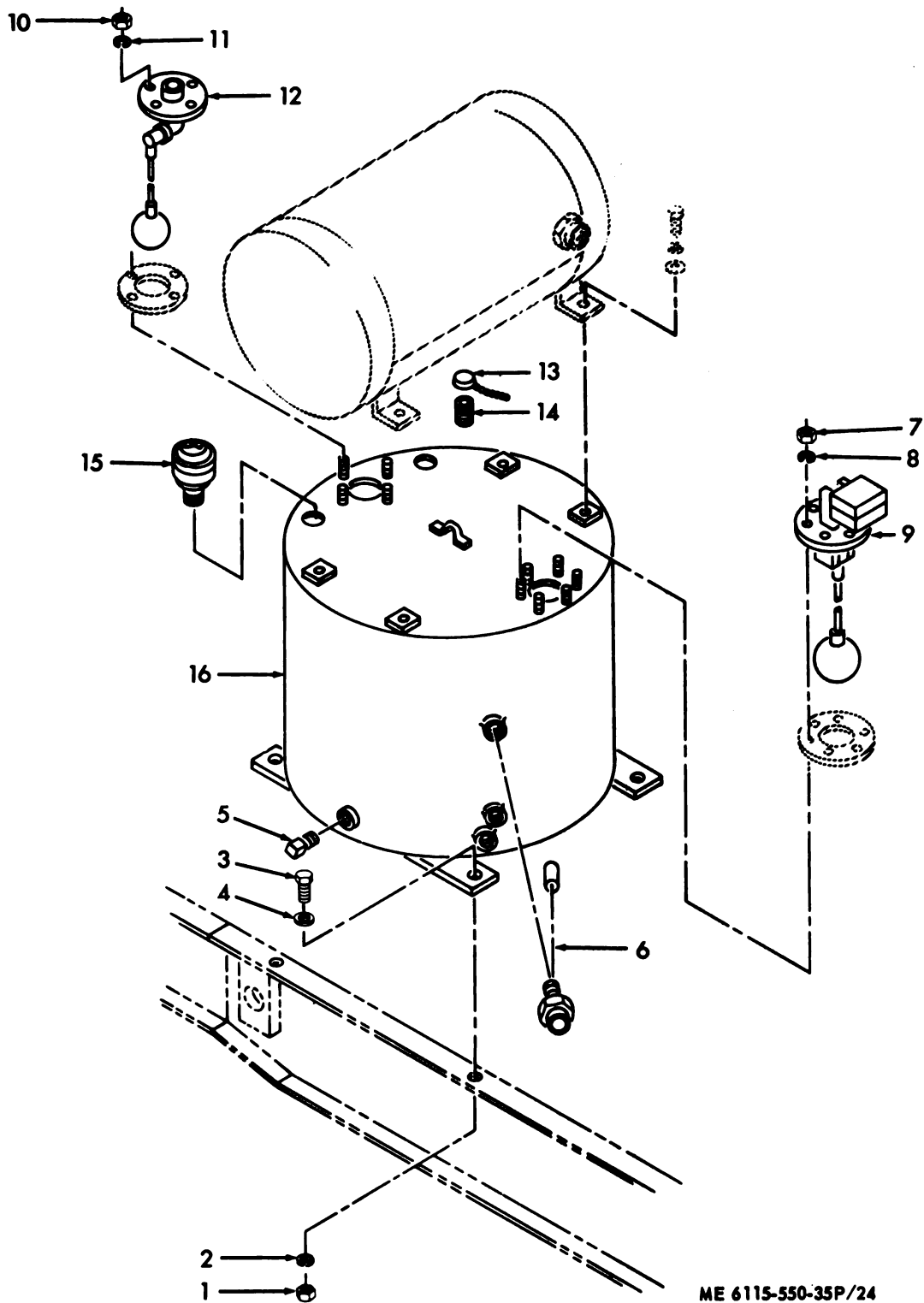
ME 6115-550-35P/22

Figure 22. Air Tank



ME 6115-550-35P/23

Figure 23. Air Tank and Fittings



ME 6115-550-35P/24

Figure 24. Fuel Tank and Gauges

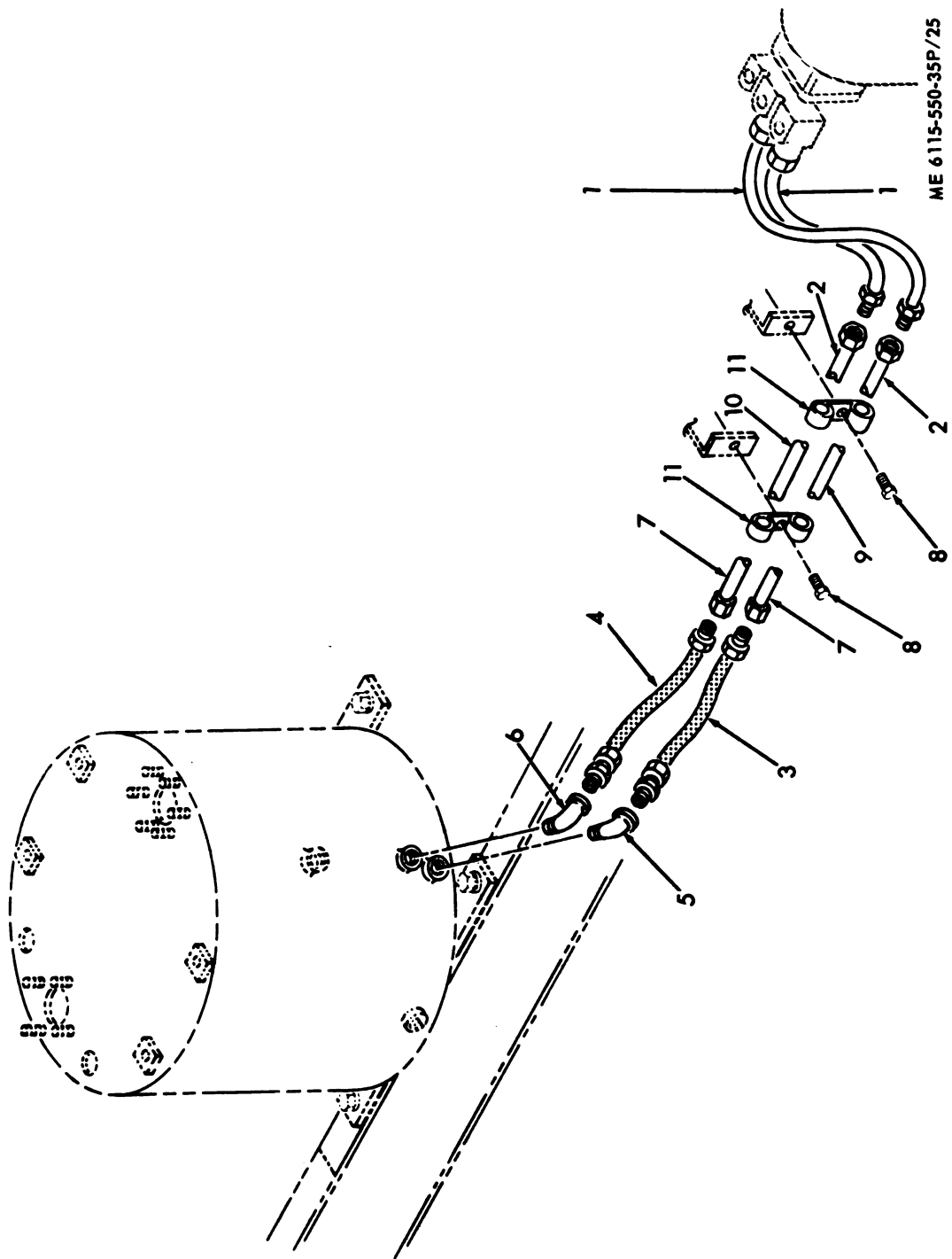
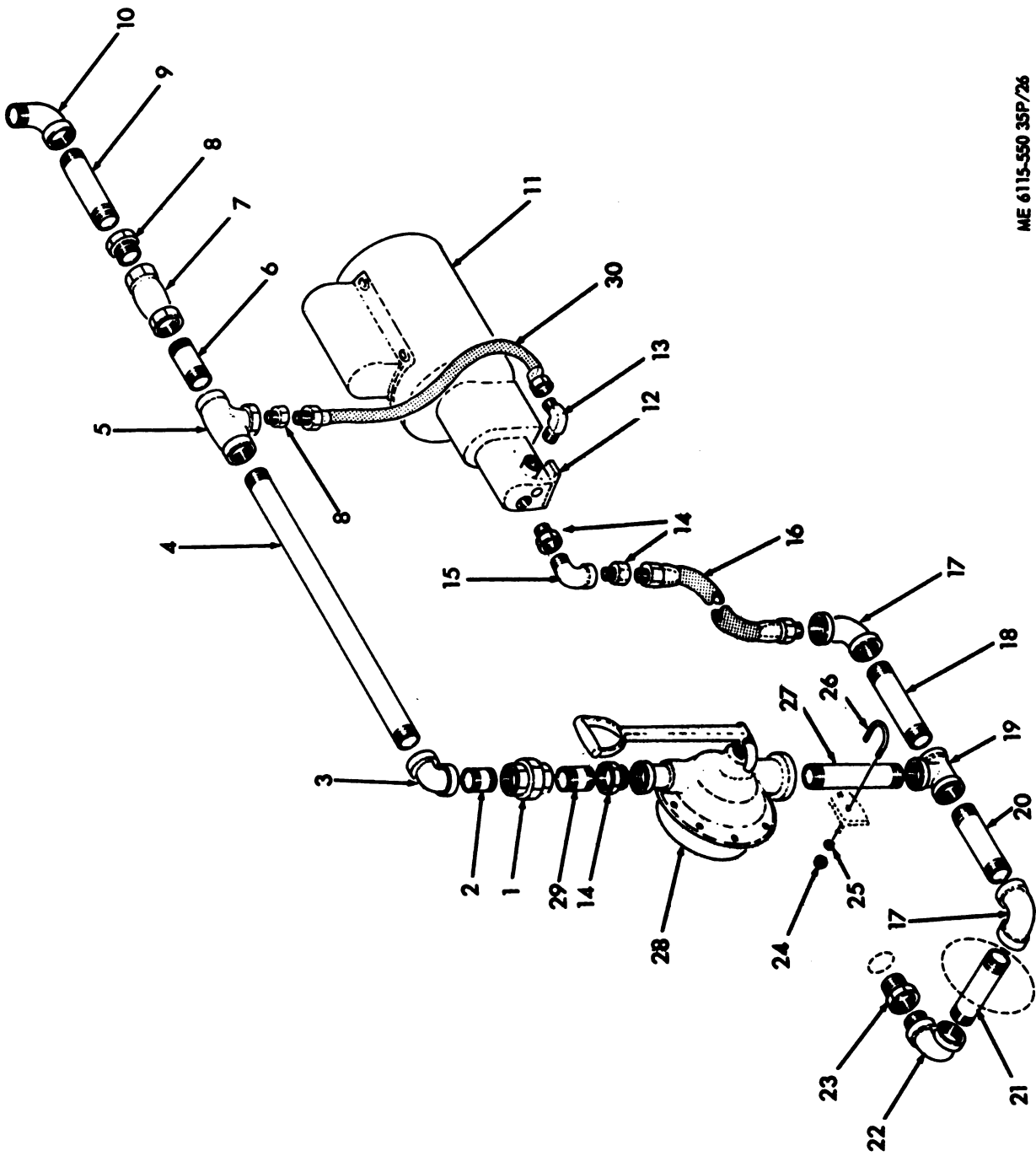


Figure 25. Fuel Lines



ME 6115-550 35P/26

Figure 26. Pre-lube Pump and Piping




Figure 27. Engine Control Panel



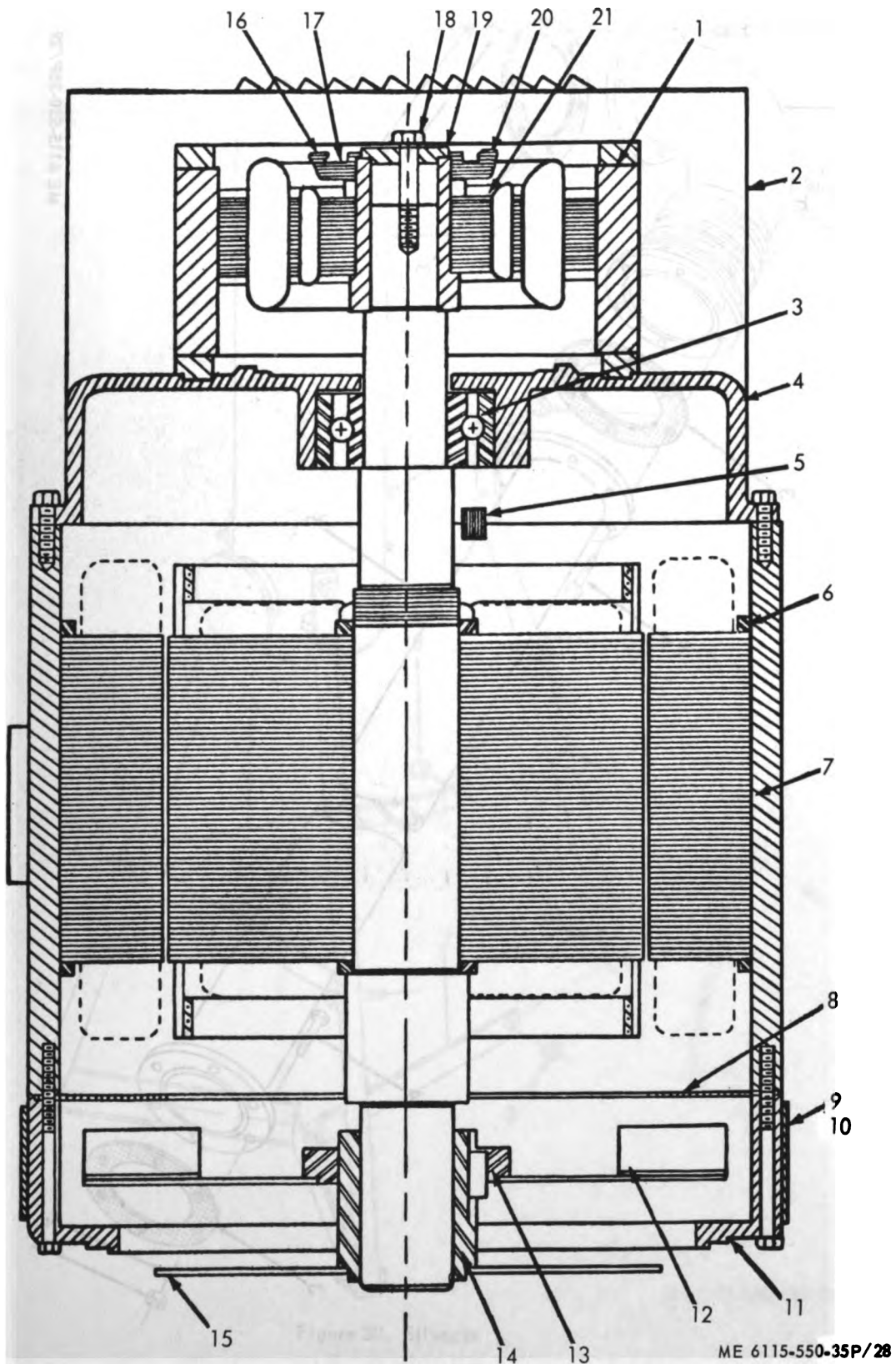
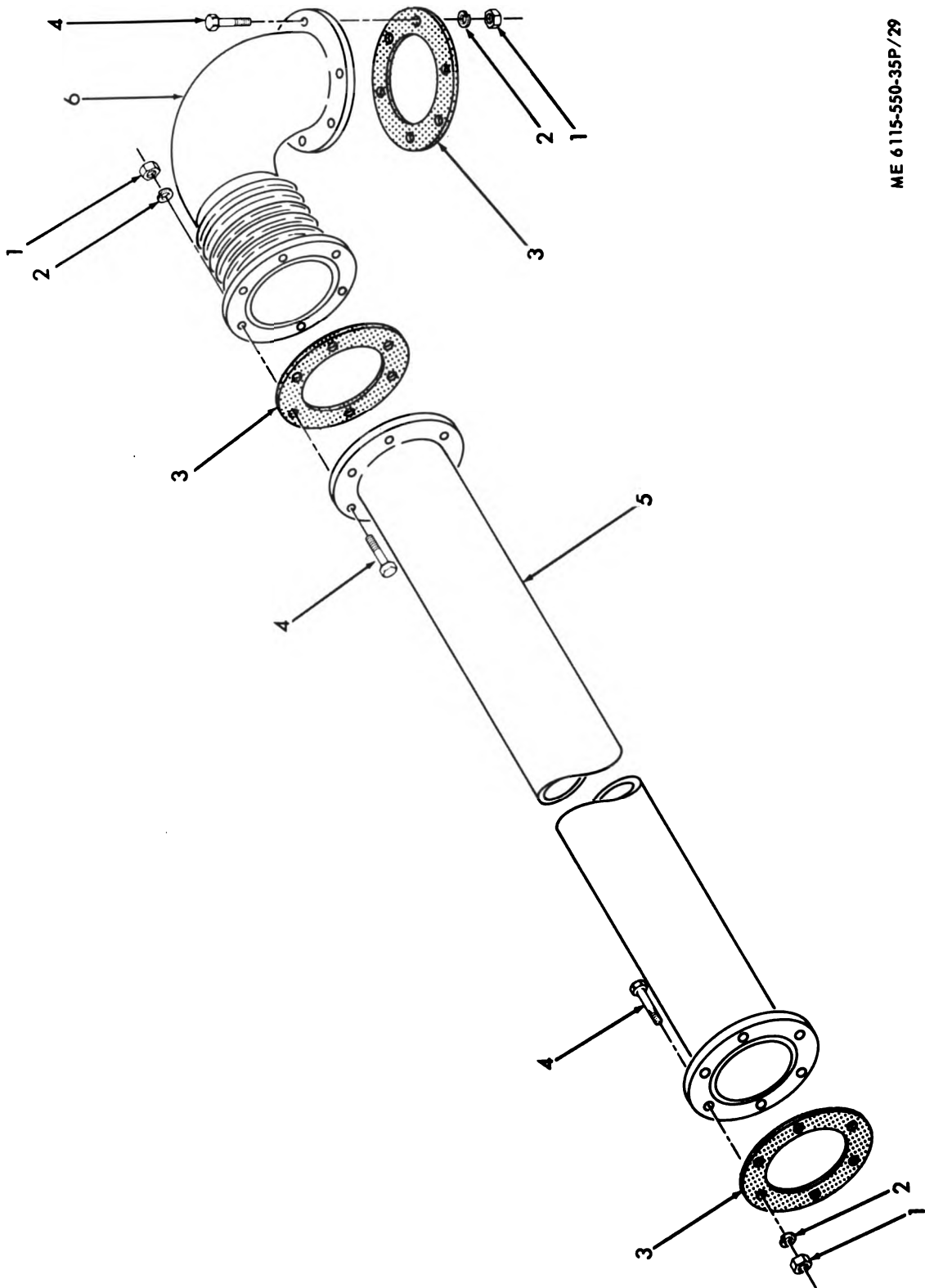


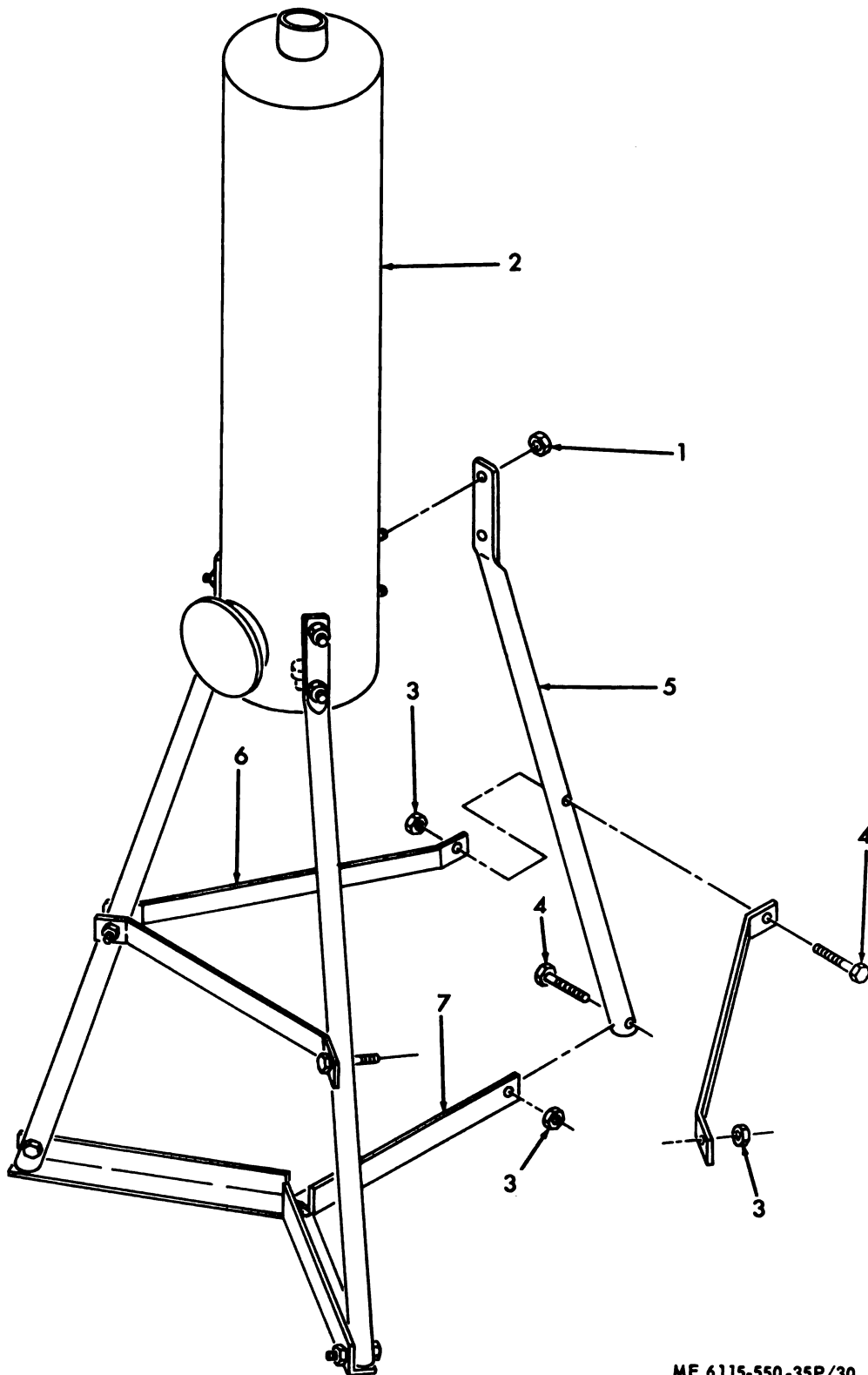
Figure 28. Generator

ME 6115-550-35P/28



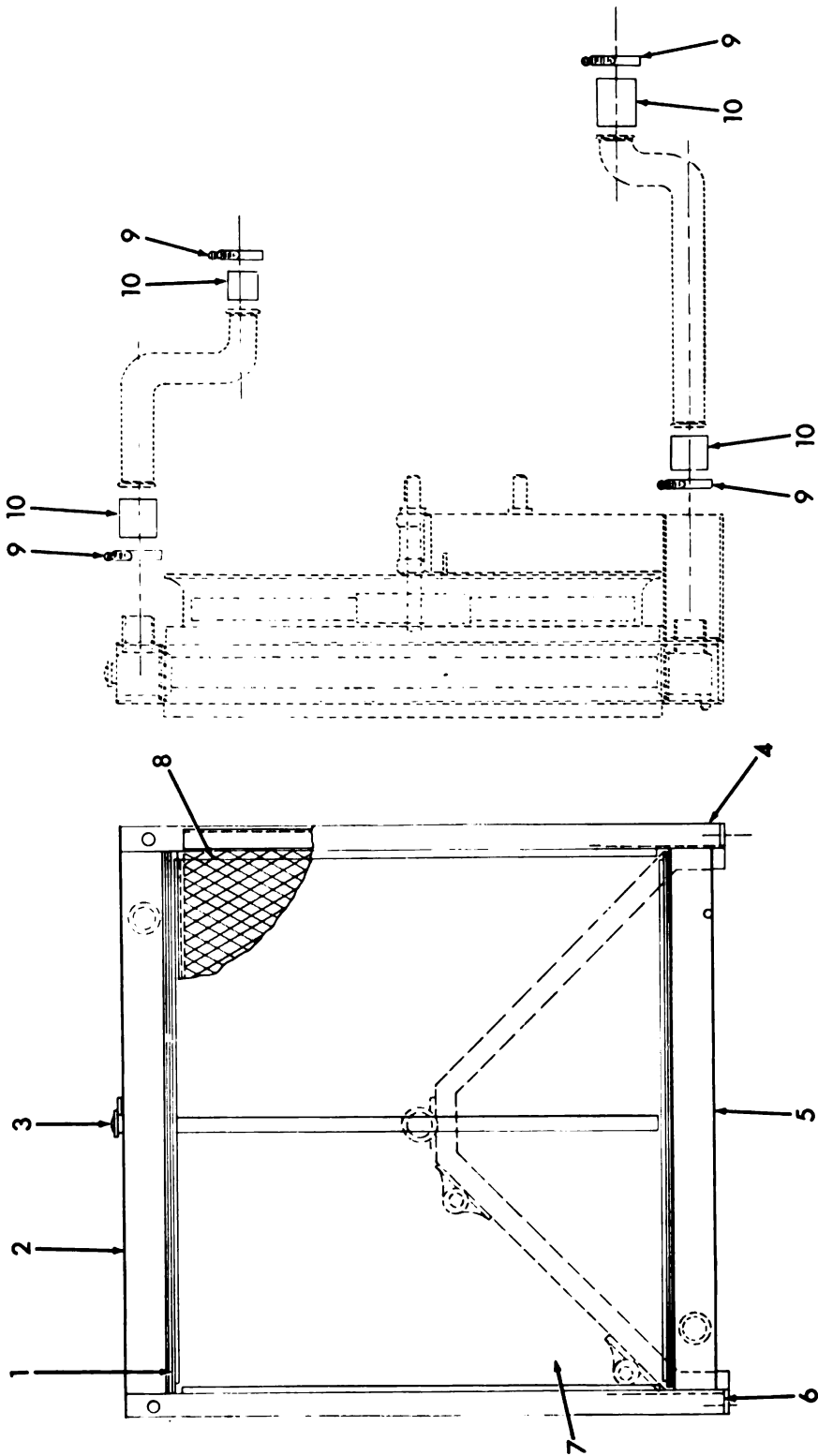
ME 6115-550-35P/29

Figure 29. Exhaust Pipe



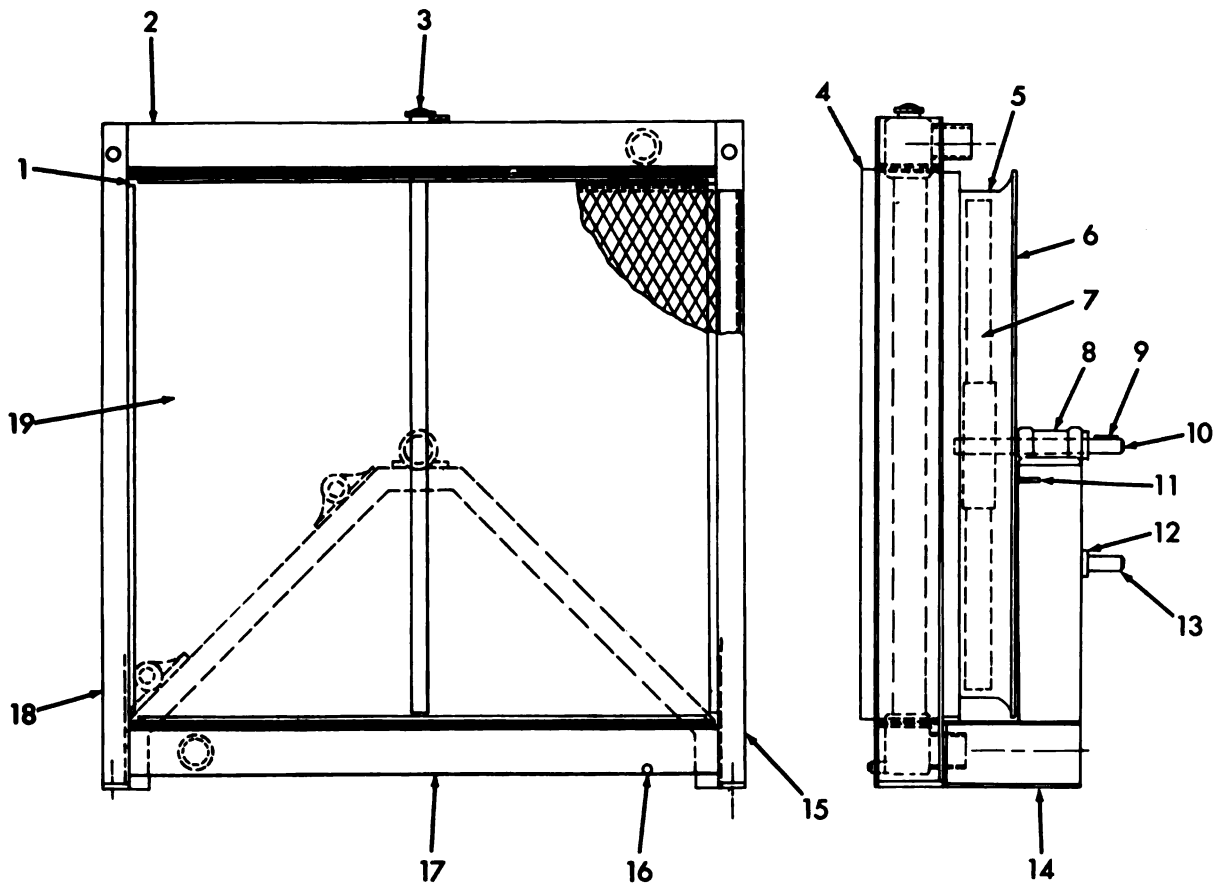
ME 6115-550-35P/30

Figure 30. Silencer



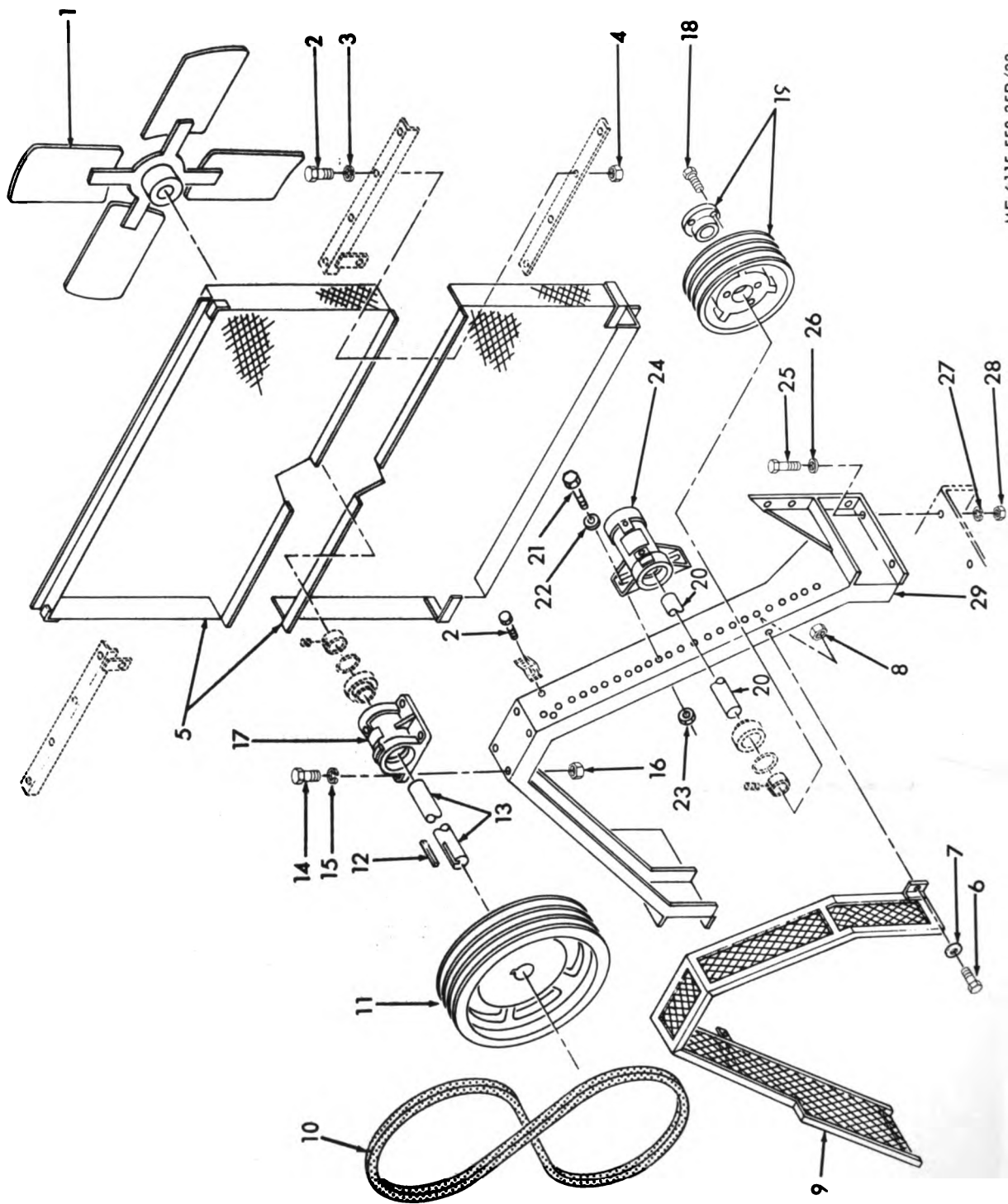
ME 6115-550-35P/31

Figure 31. Radiator



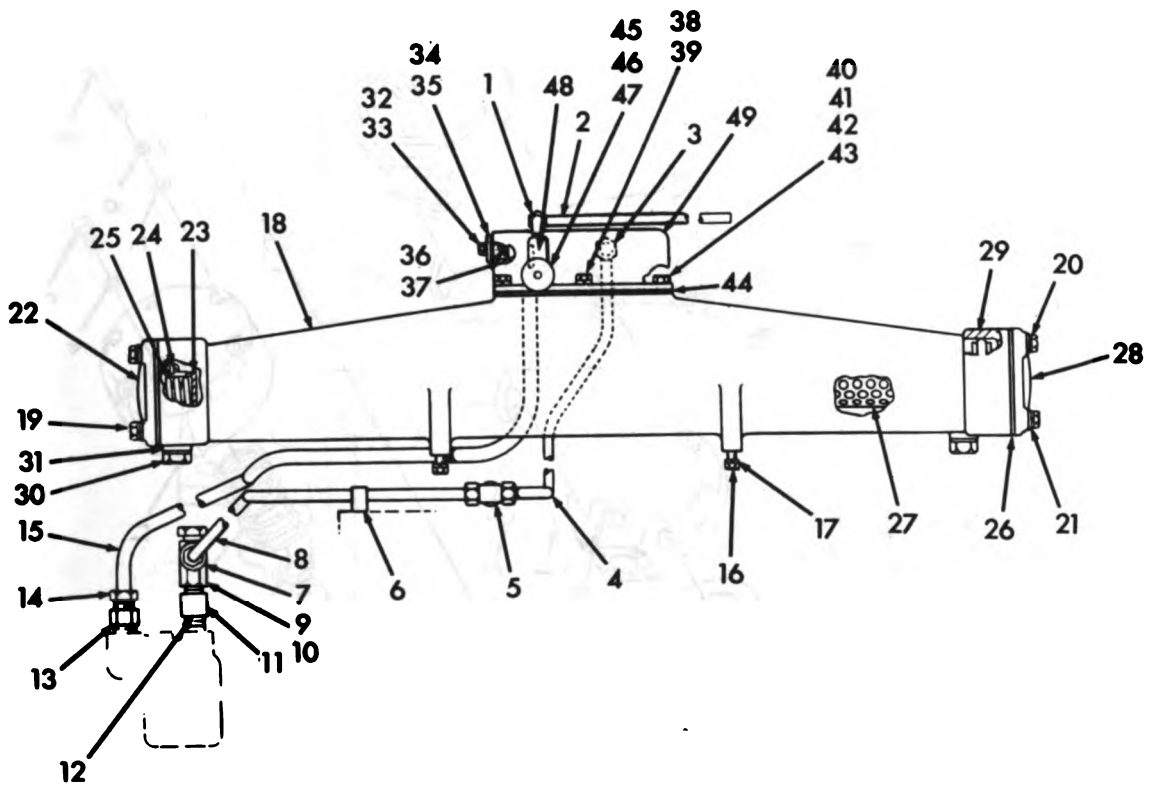
ME 6115-550-35P/32

Figure 32. Radiator Kit



ME 6115-550-35P/33

Figure 33. Guards



ME 6115-550-35P/34

Figure 34. Fuel Filter

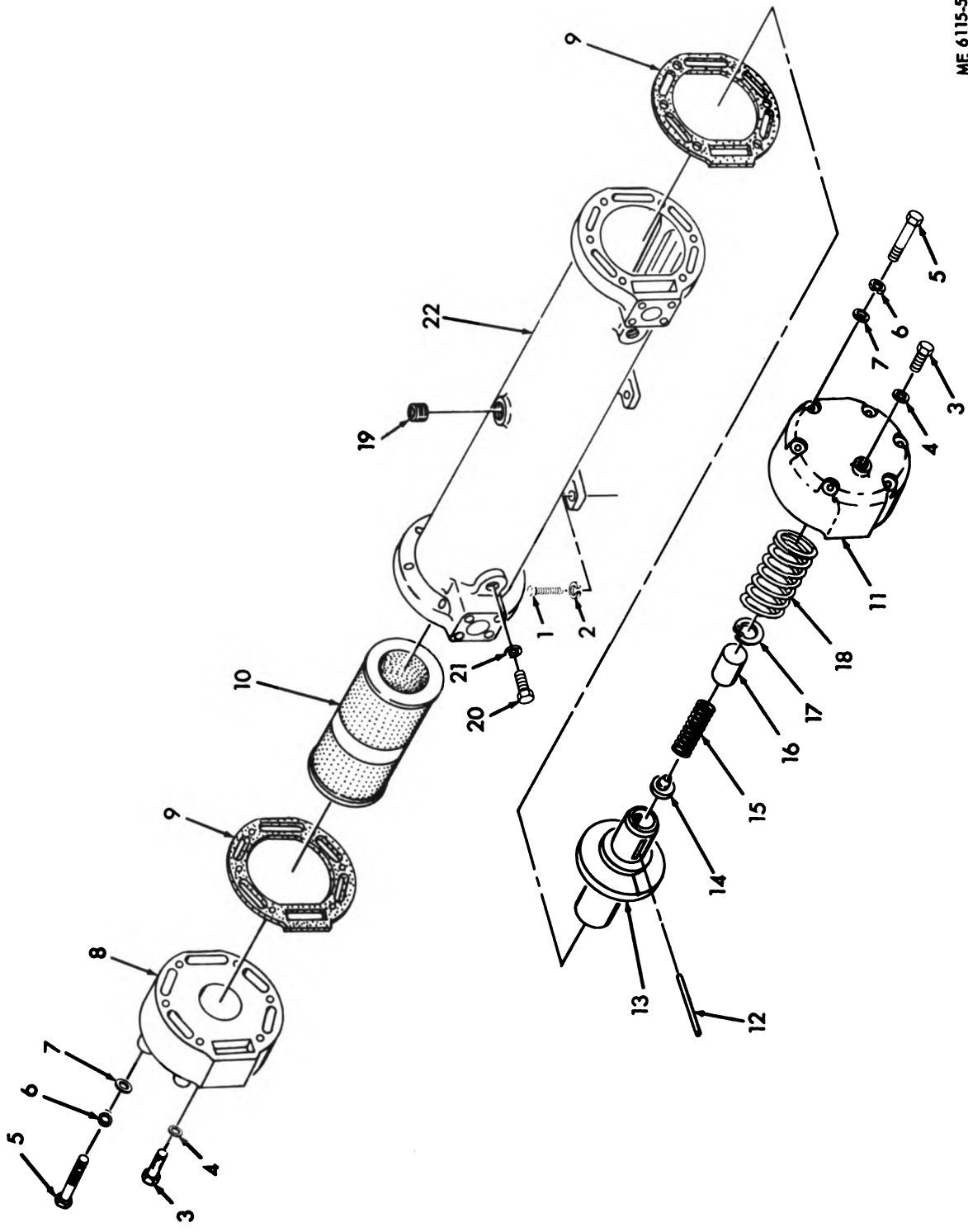
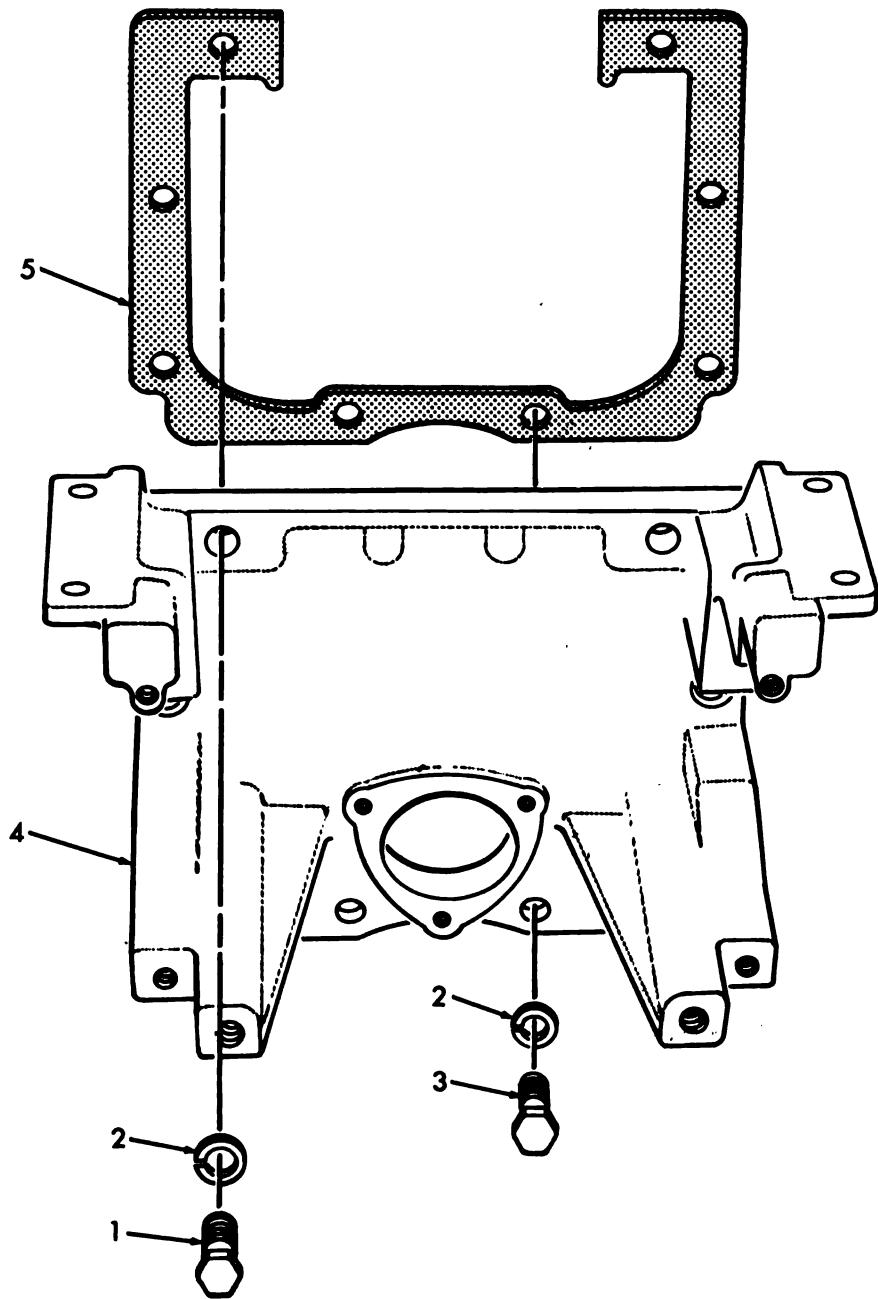


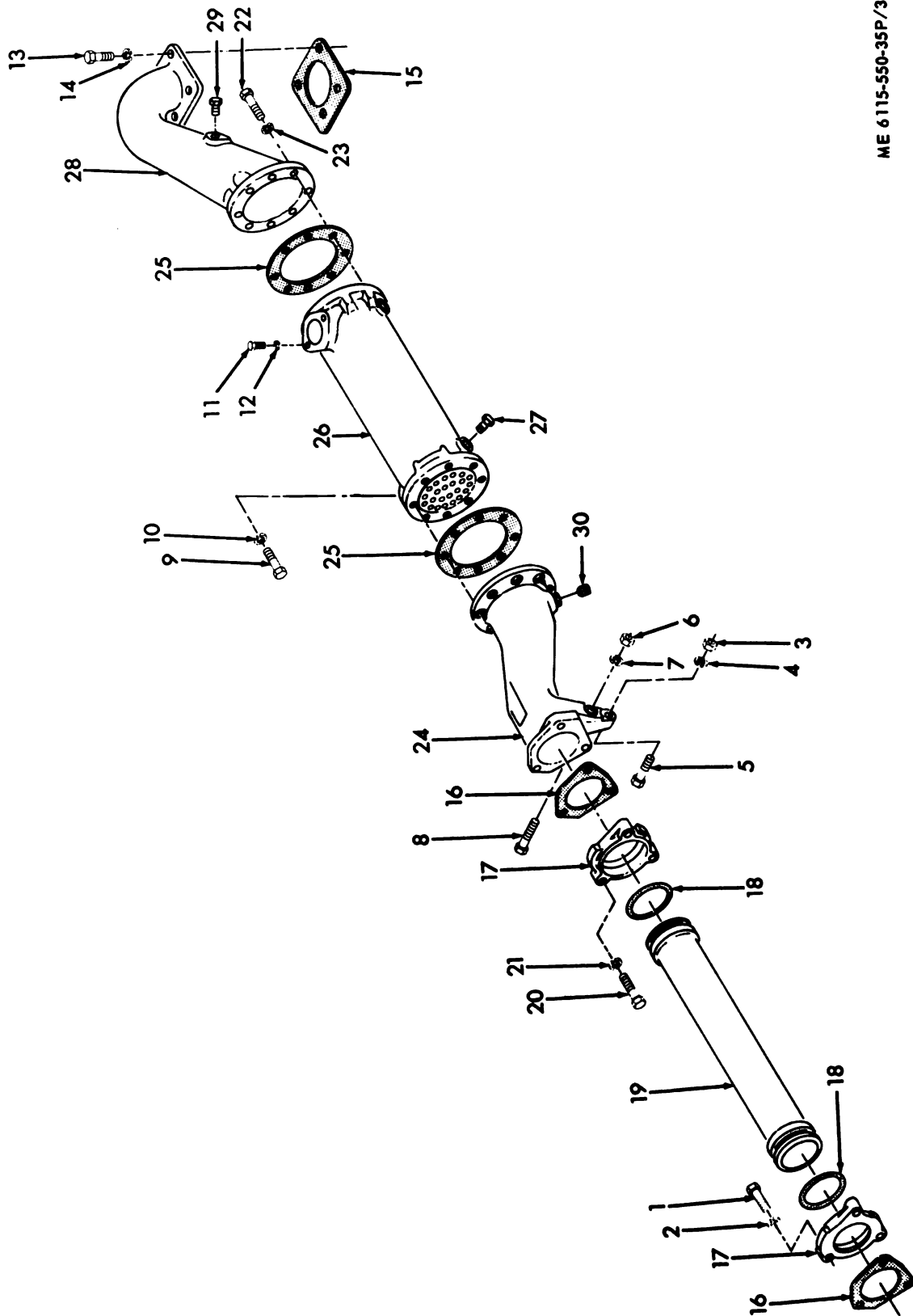
Figure 35. Oil Filter





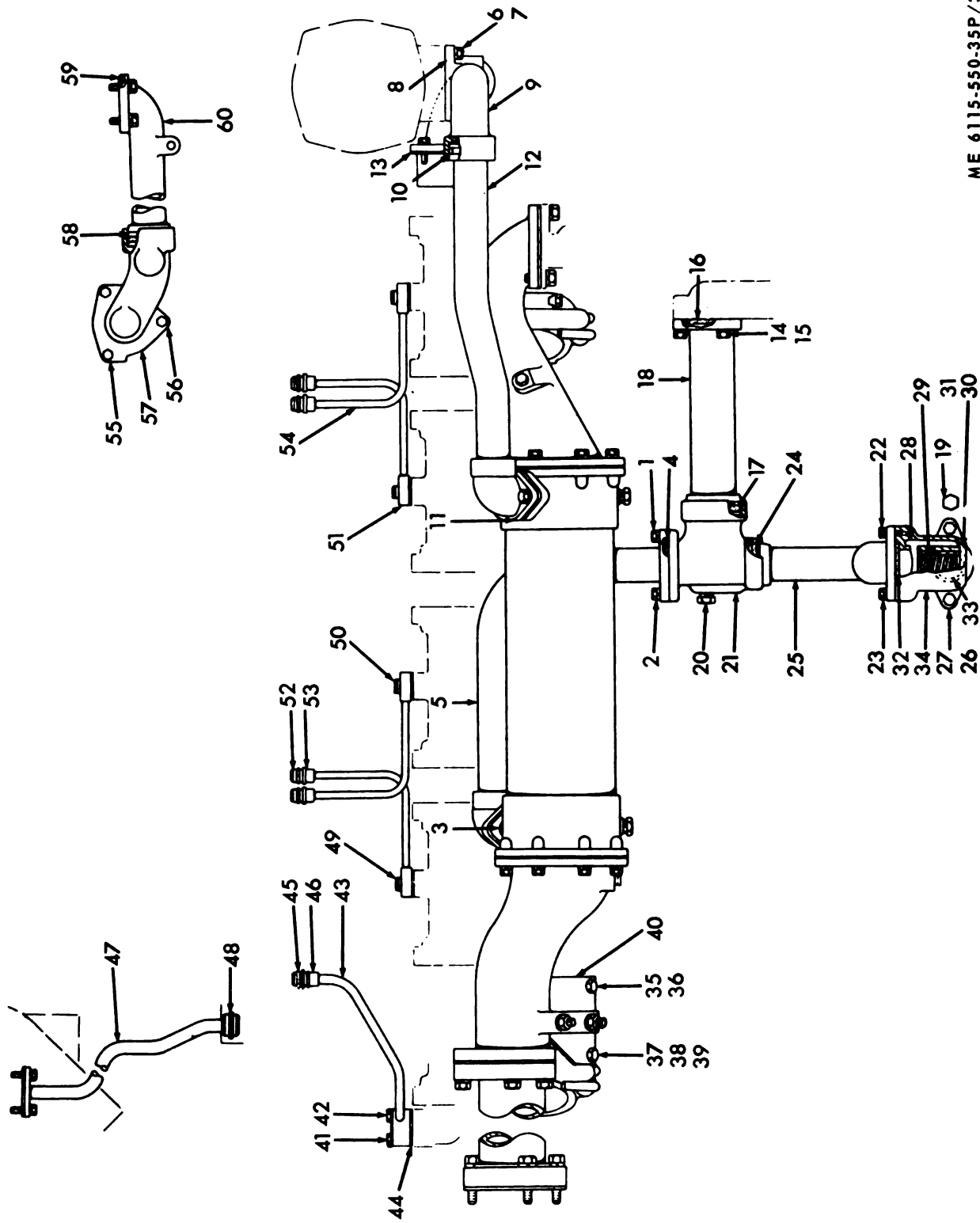
ME 6115-550-35P/36

Figure 36. Filter Mounting Bracket



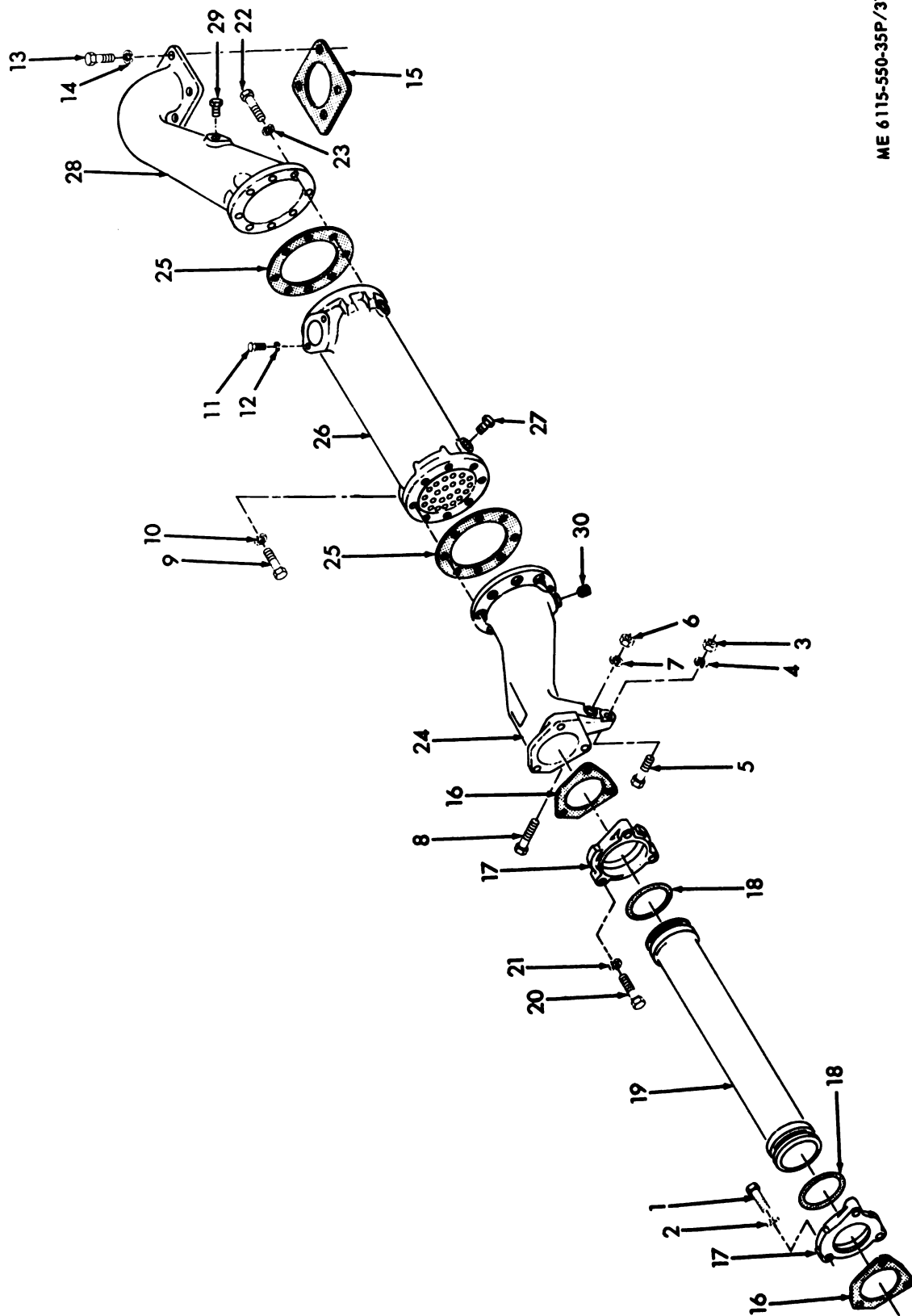
ME 6115-550-35P/37

Figure 37. Oil Cooler



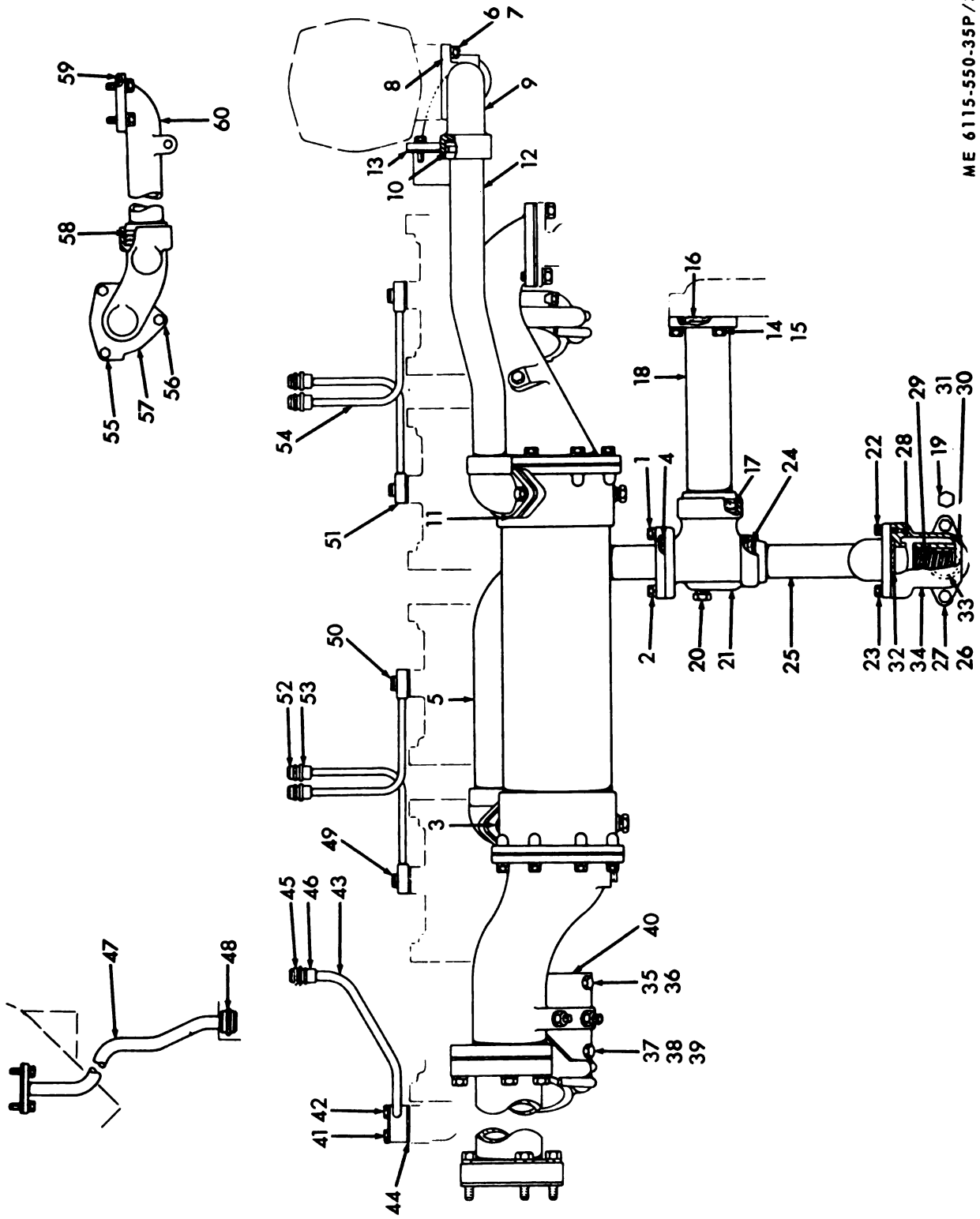
ME 6115-550-35P/38

Figure 38. Oil Cooler Lines



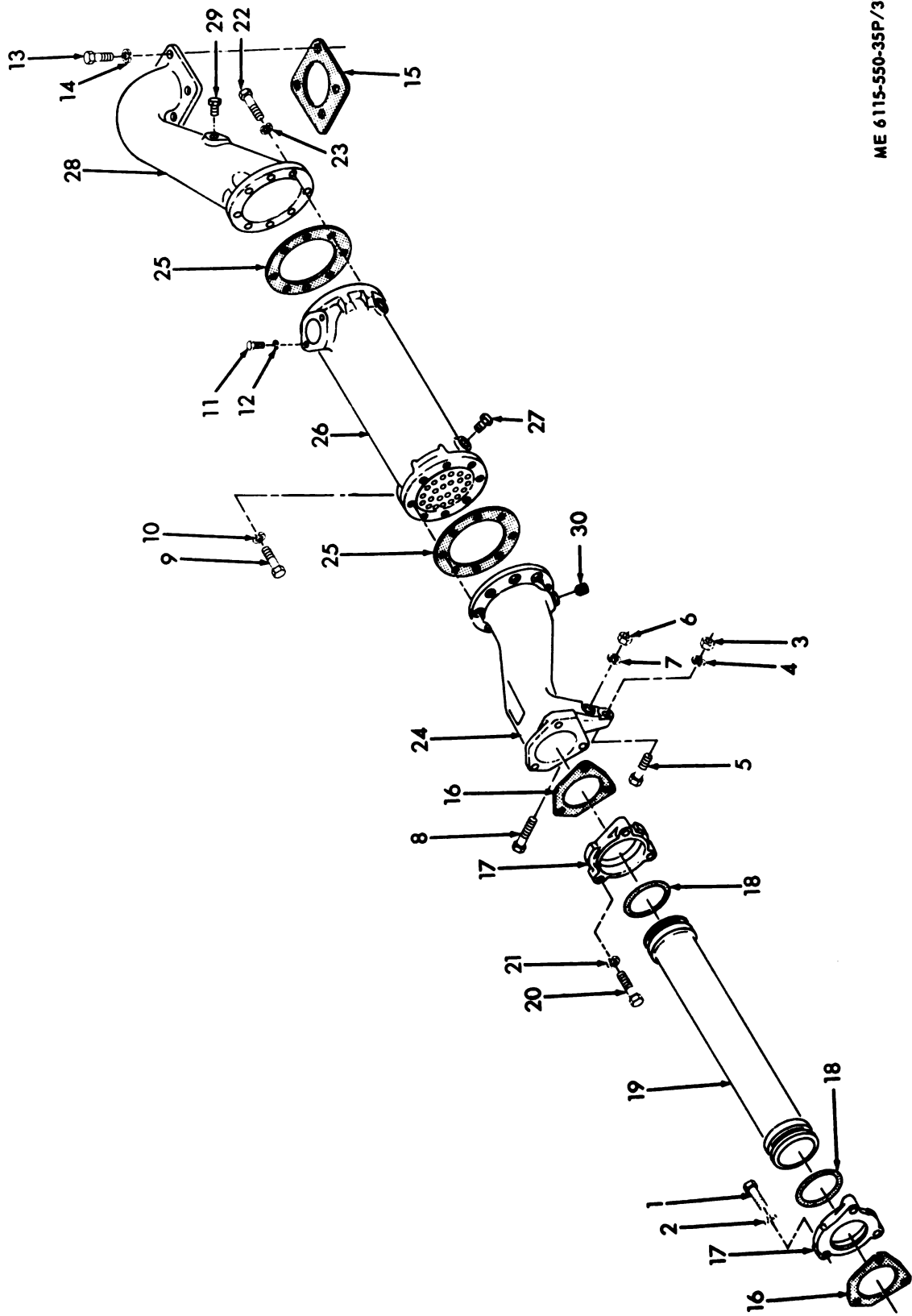
ME 6115-550-35P/37

Figure 37. Oil Cooler



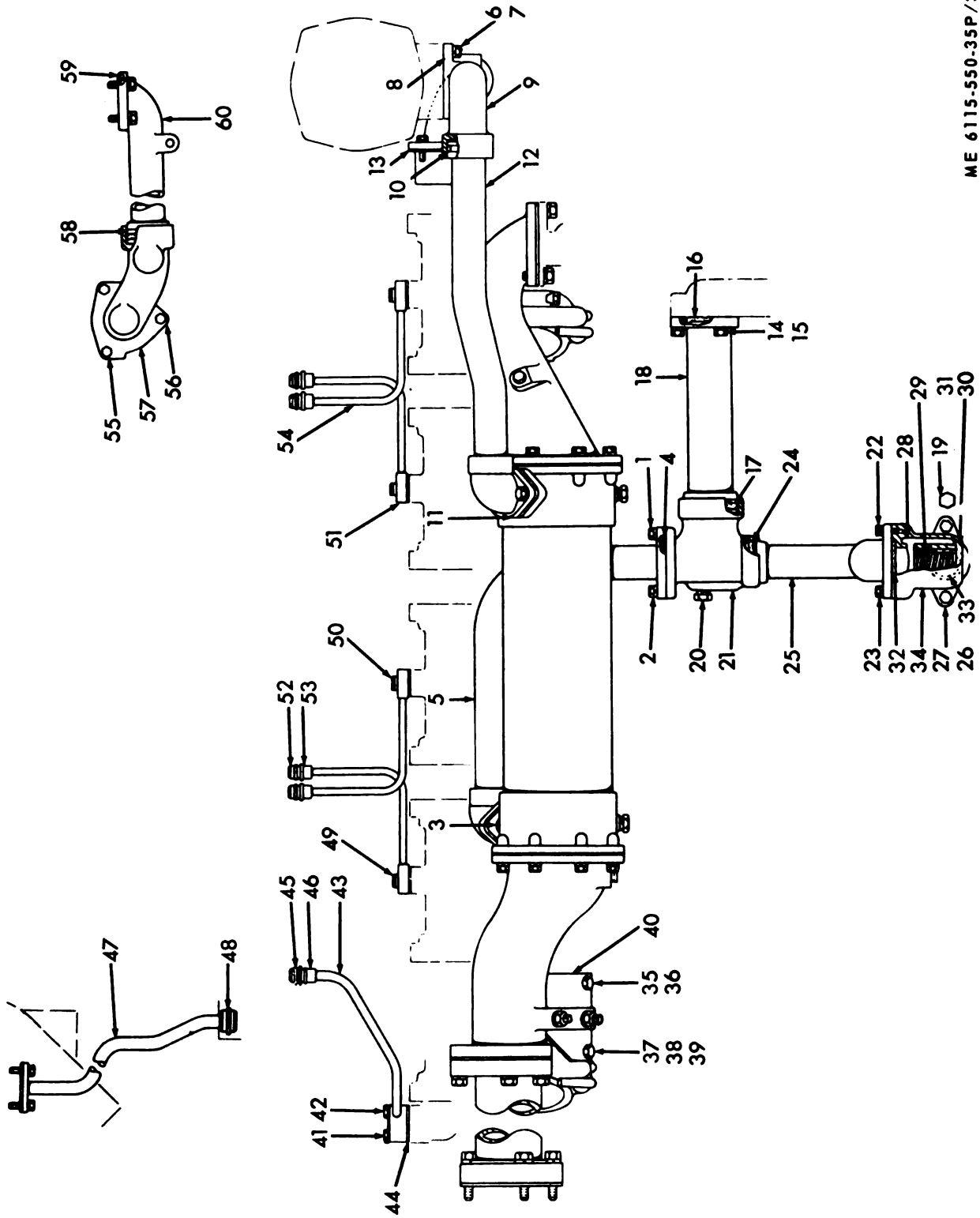
ME 6115-550-35P/38

Figure 38. Oil Cooler Lines



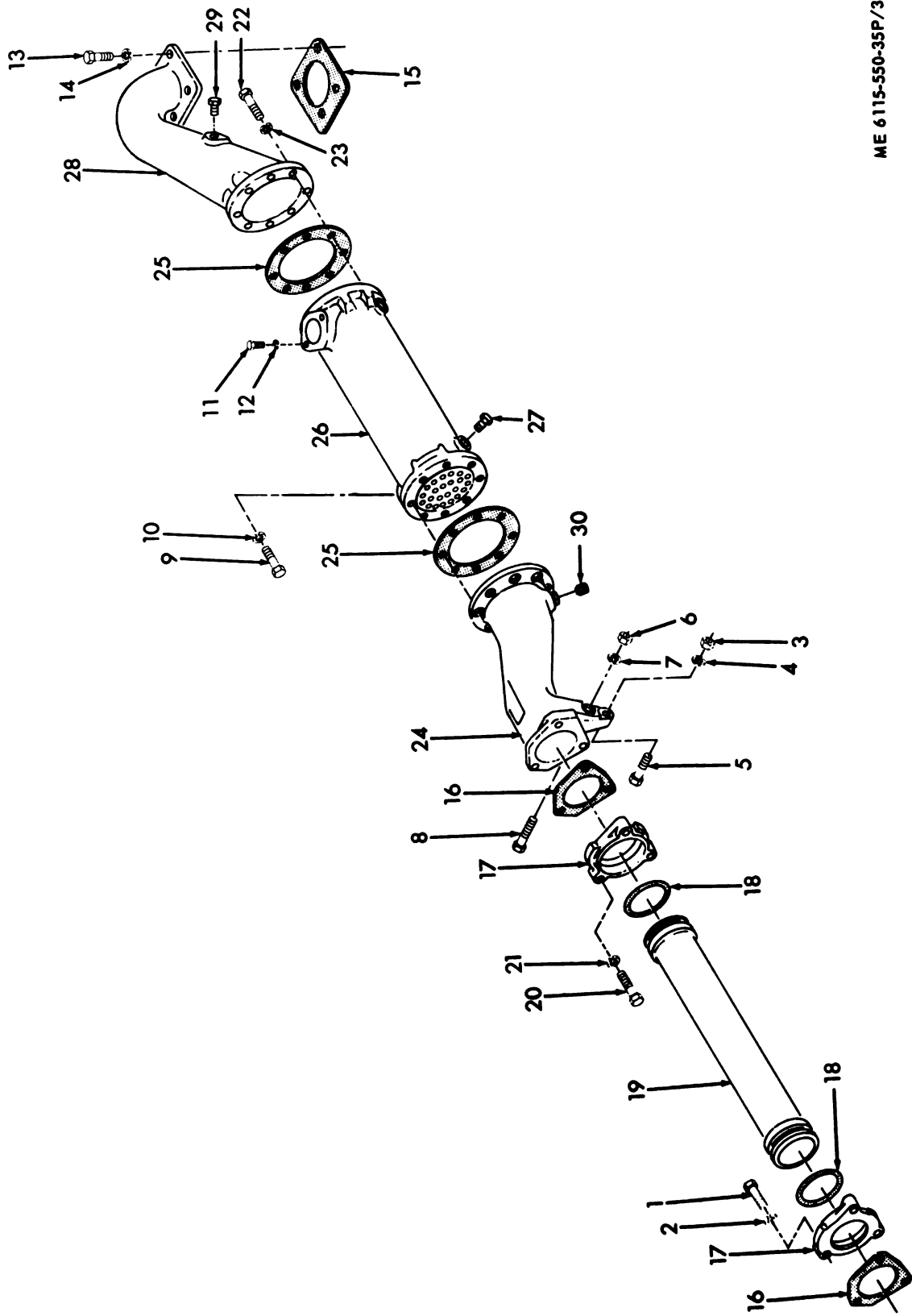
ME 6 115-550-35P/37

Figure 37. Oil Cooler



ME 6115-550-35P/38

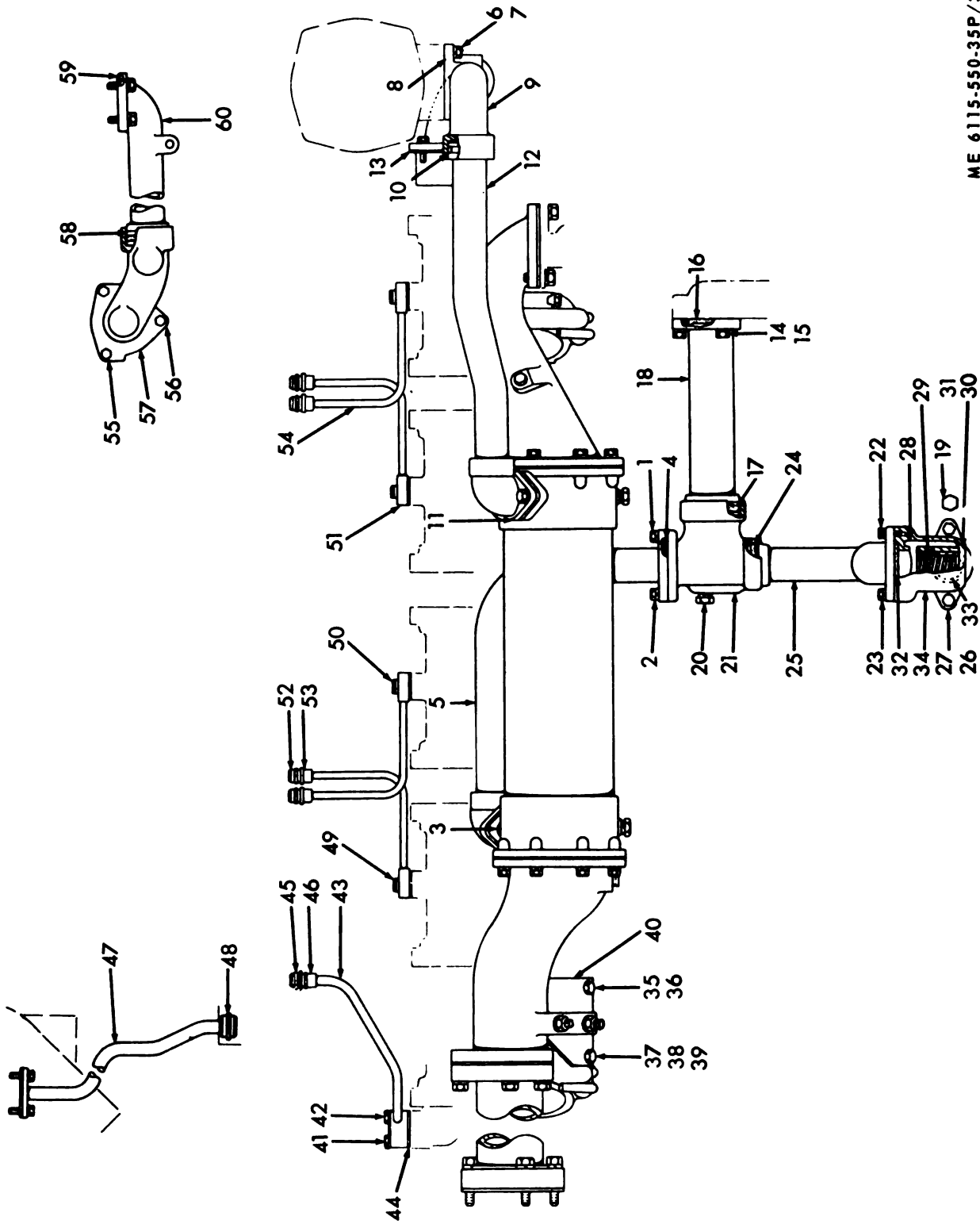
Figure 38. Oil Cooler Lines



ME 6115-550-35P/37

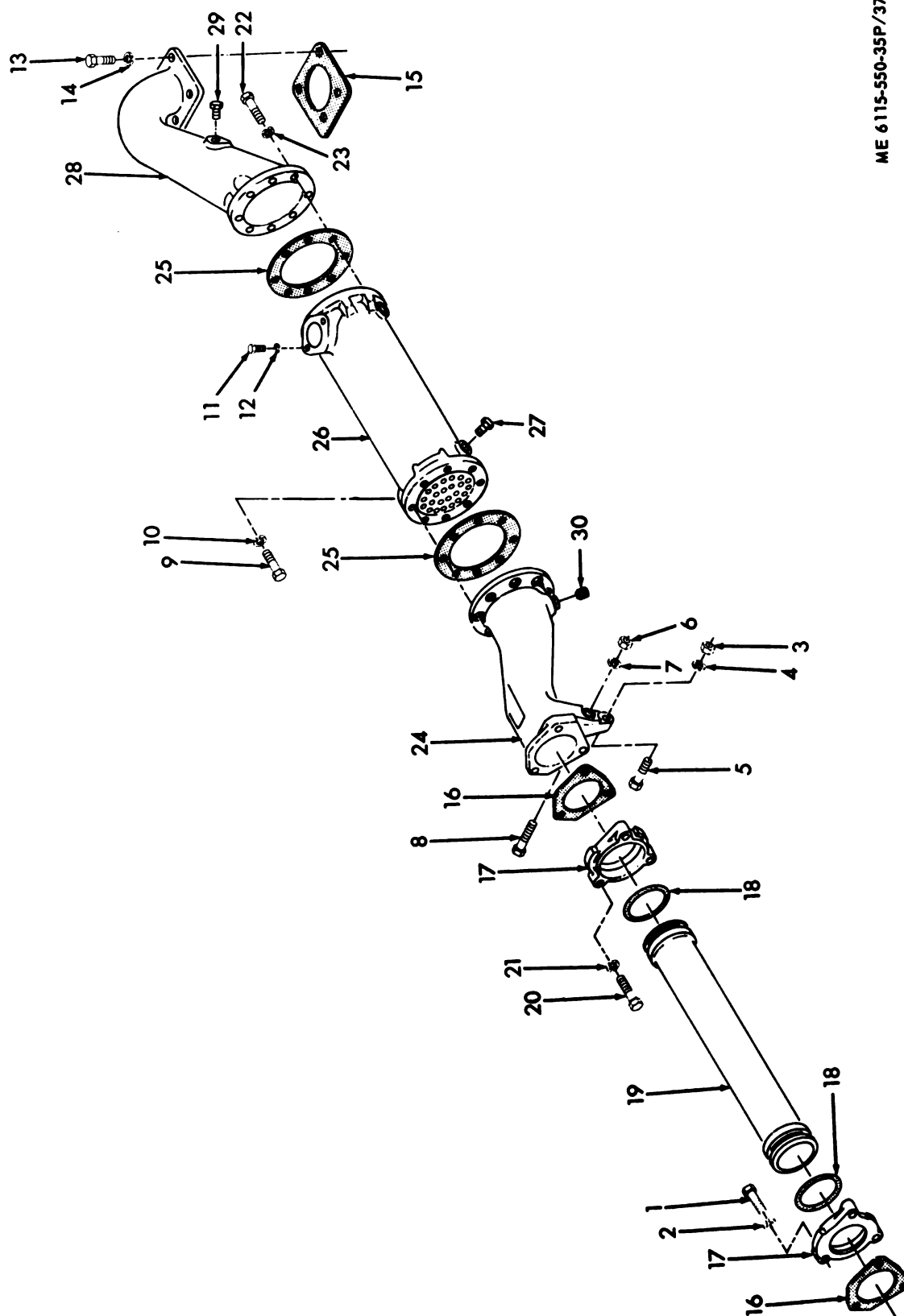
Figure 37. Oil Cooler





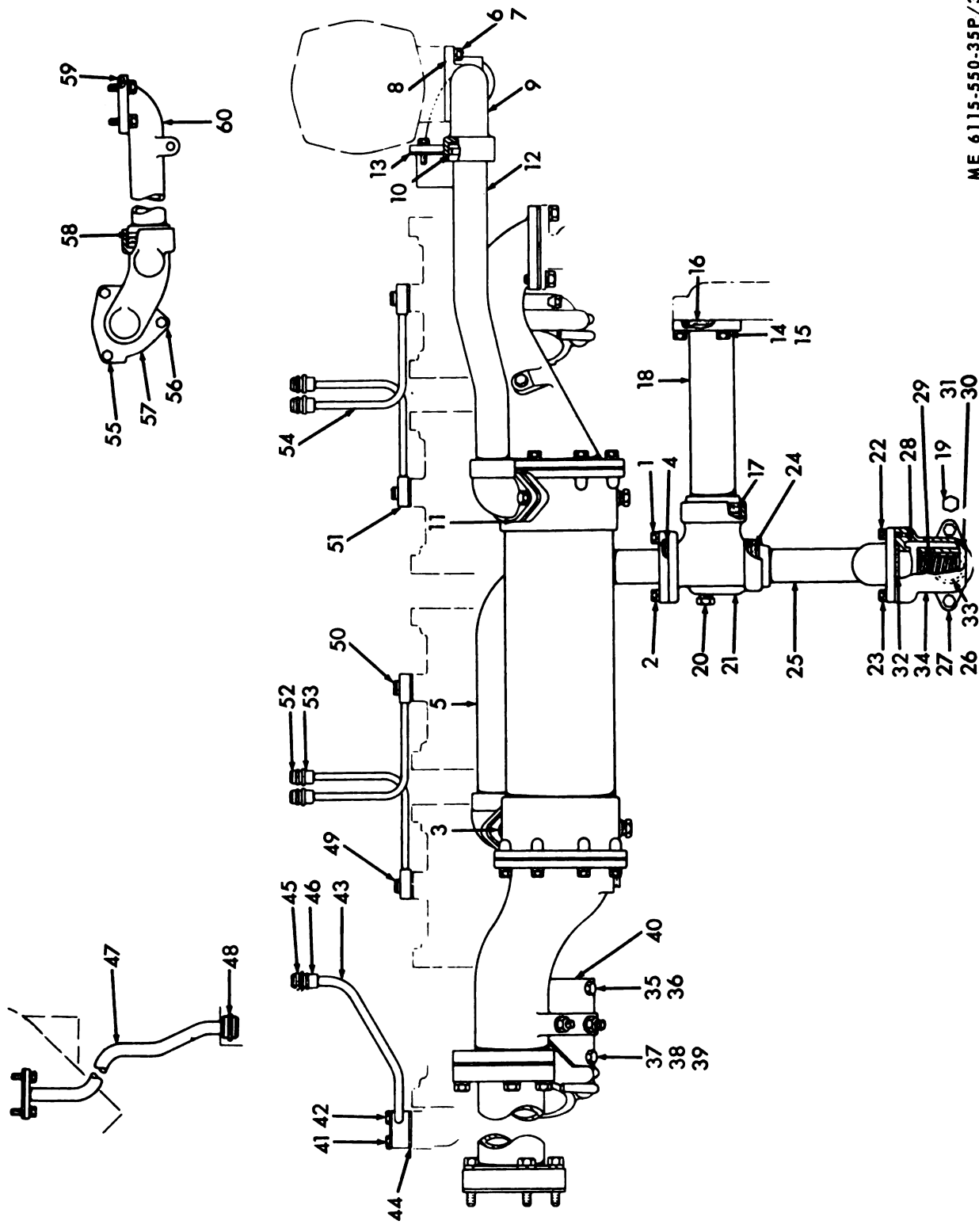
ME 6115-550-35P/38

Figure 38. Oil Cooler Lines



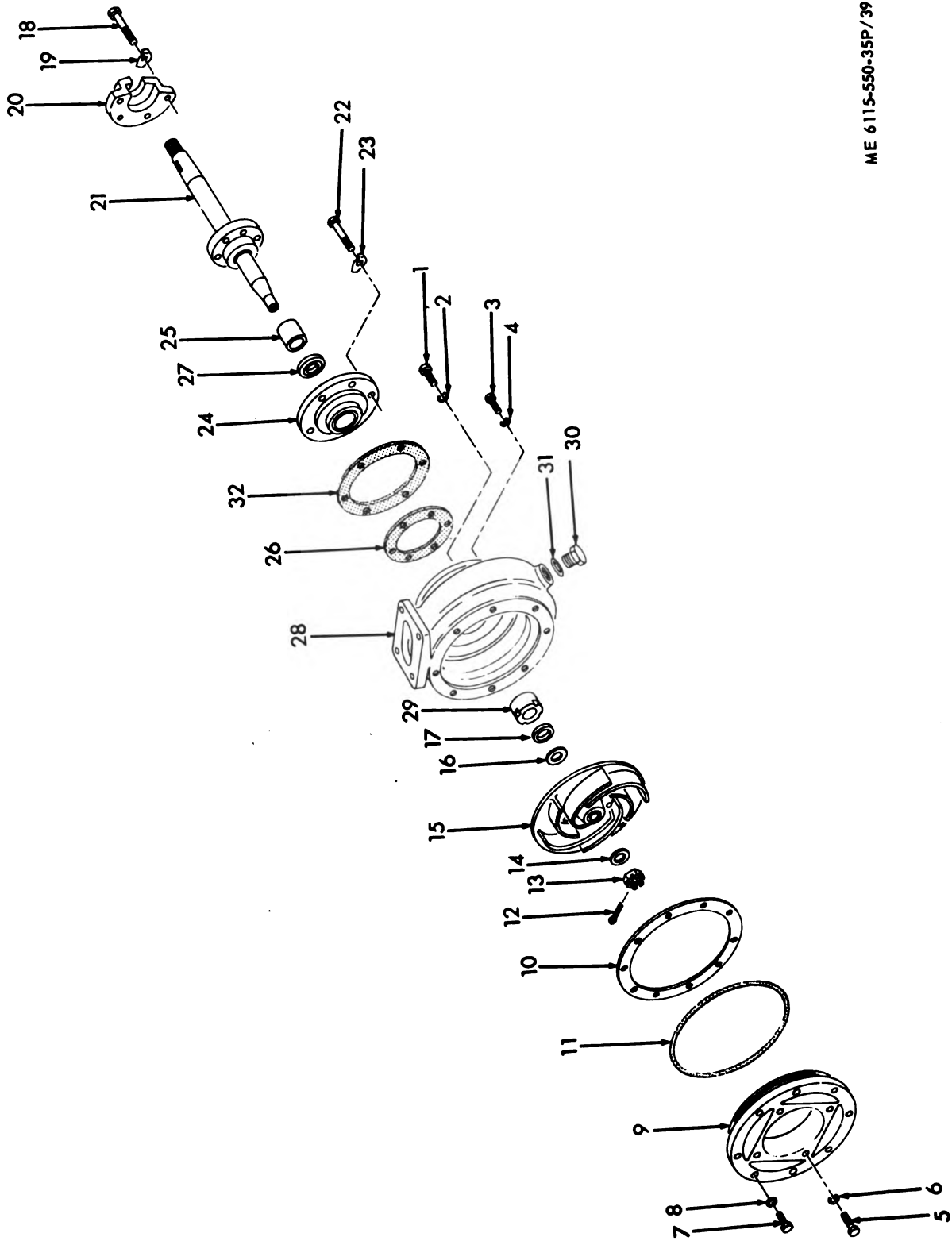
ME 6115-550-35P/37

Figure 37. Oil Cooler



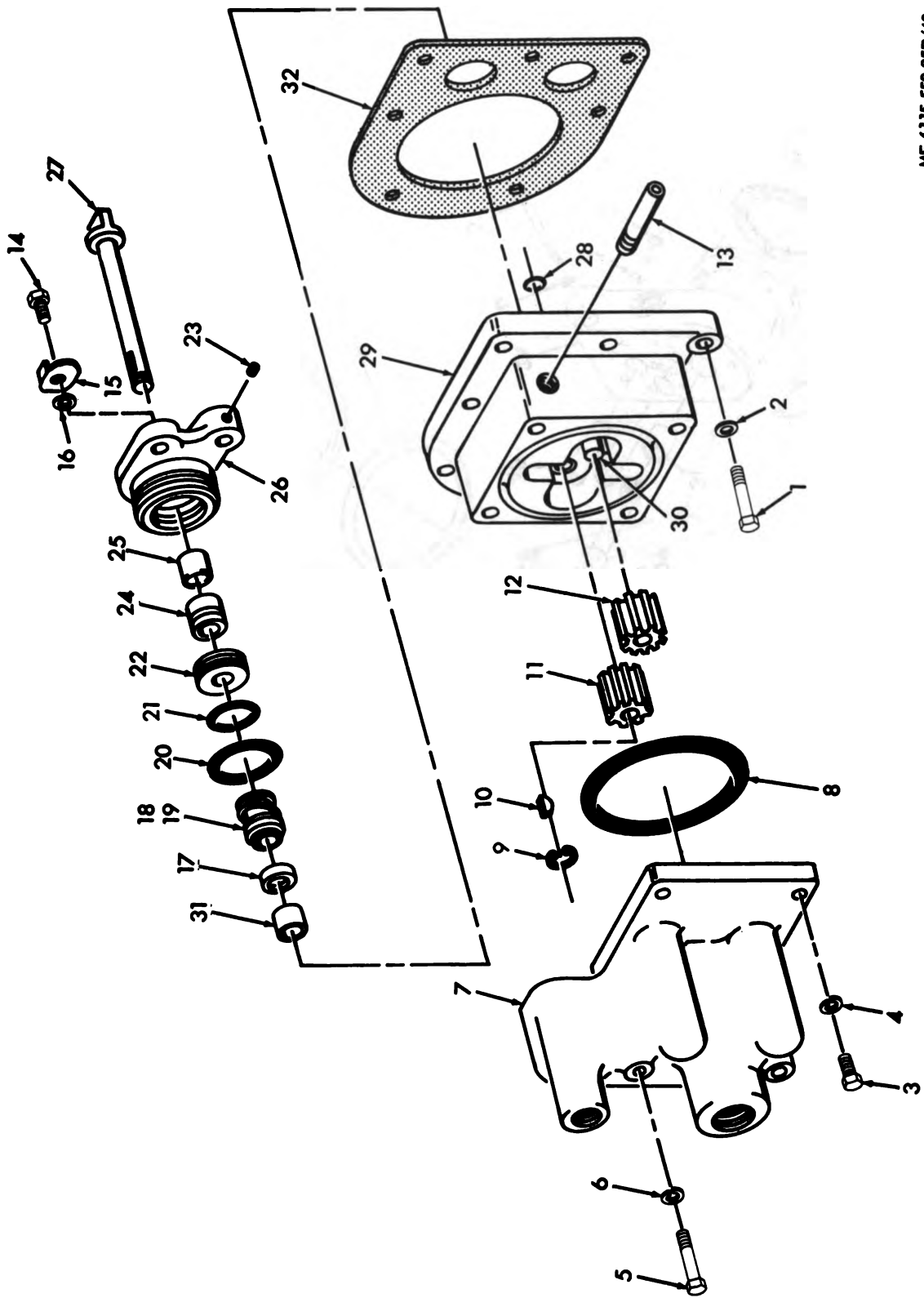
ME 6115-550-35P/38

Figure 38. Oil Cooler Lines



ME 6115-550-35P/39

Figure 39. Water Pump



ME 6115-550-35P/40

Figure 40. Fuel Pump Transfer

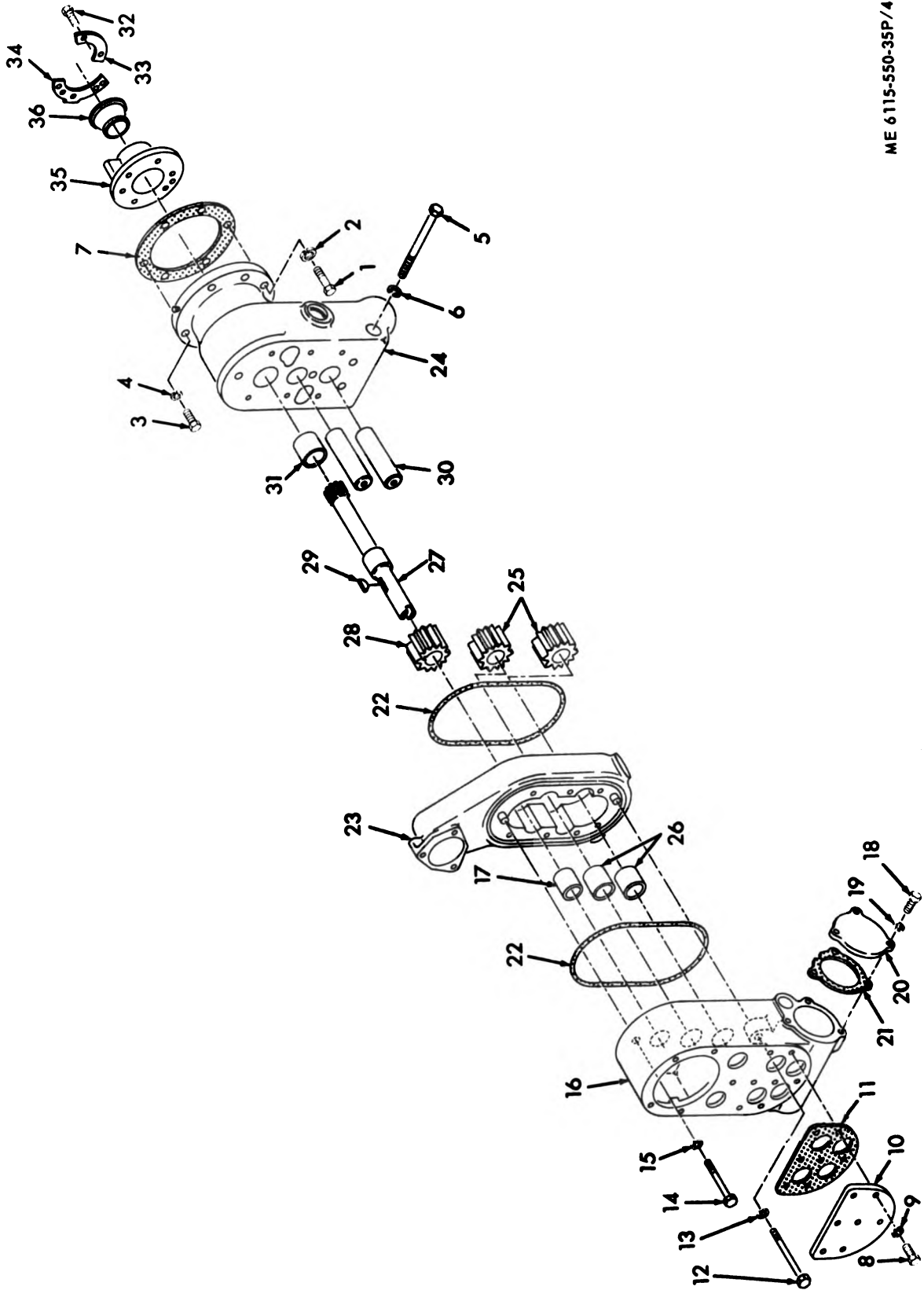
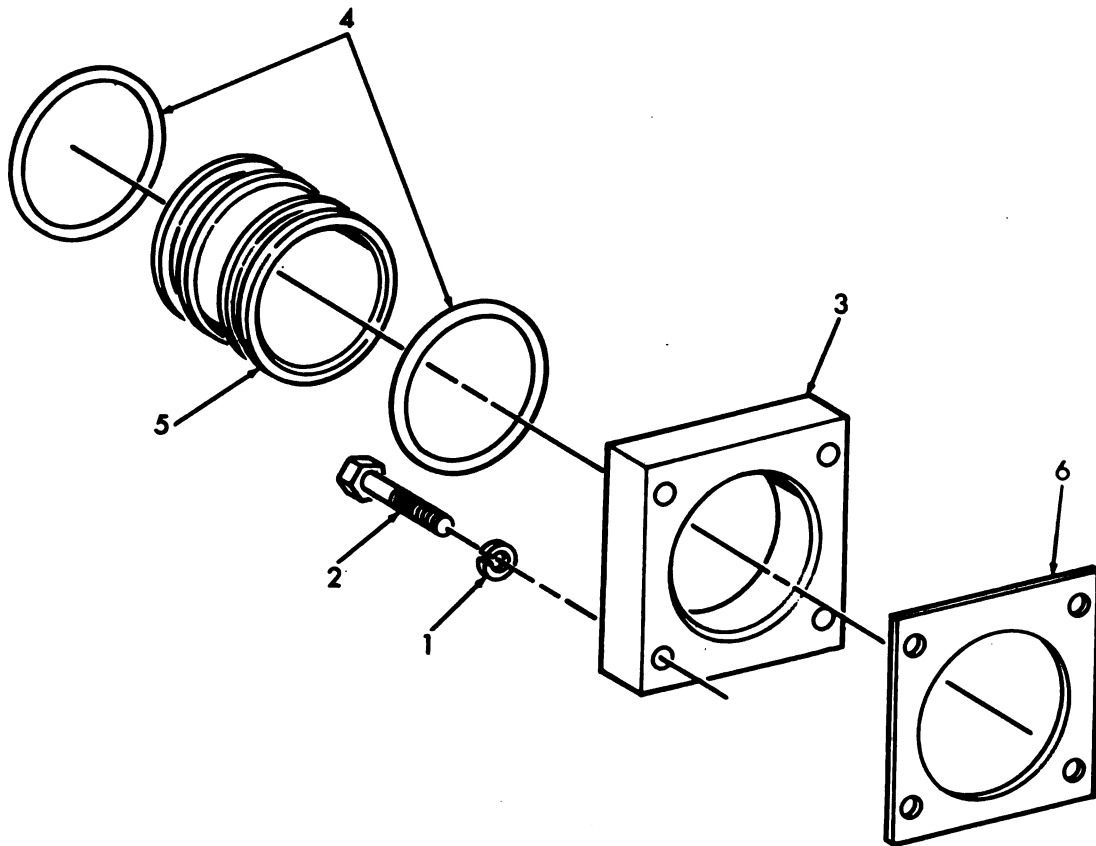
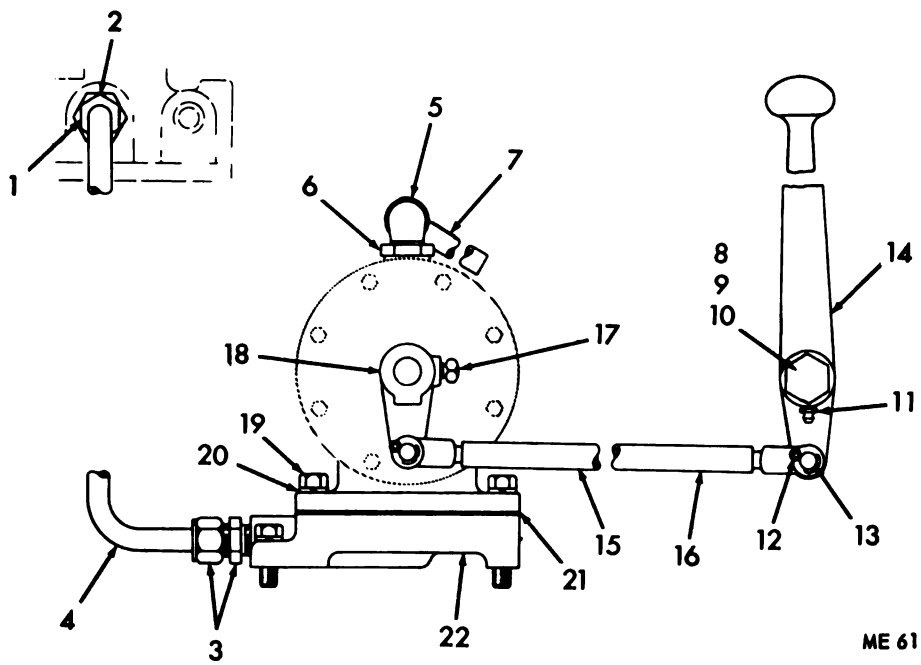


Figure 41. Oil Pump



ME 6115-550-35P/42

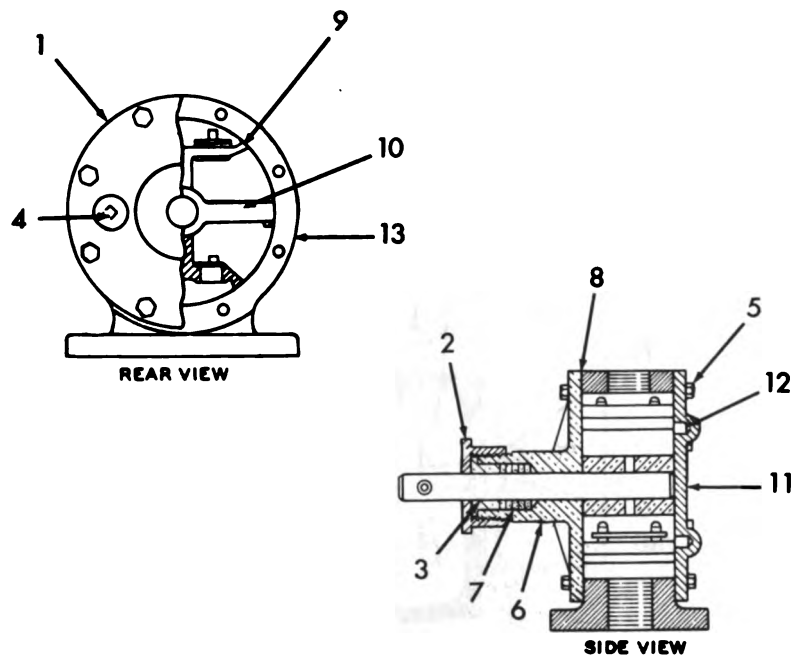
Figure 42. Oil Pump Adapter



ME 6115-550-35P/43

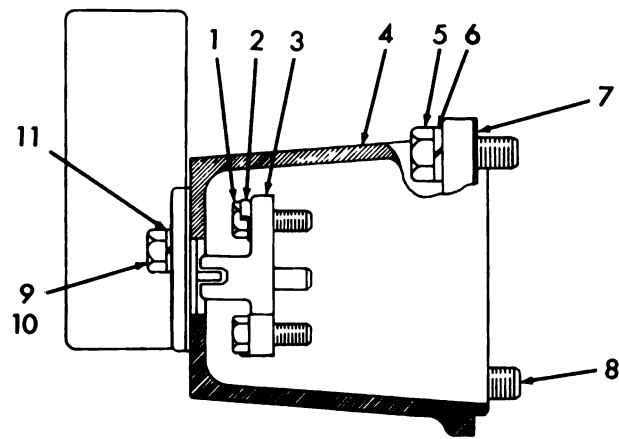
Figure 43. Fuel Pump, Priming





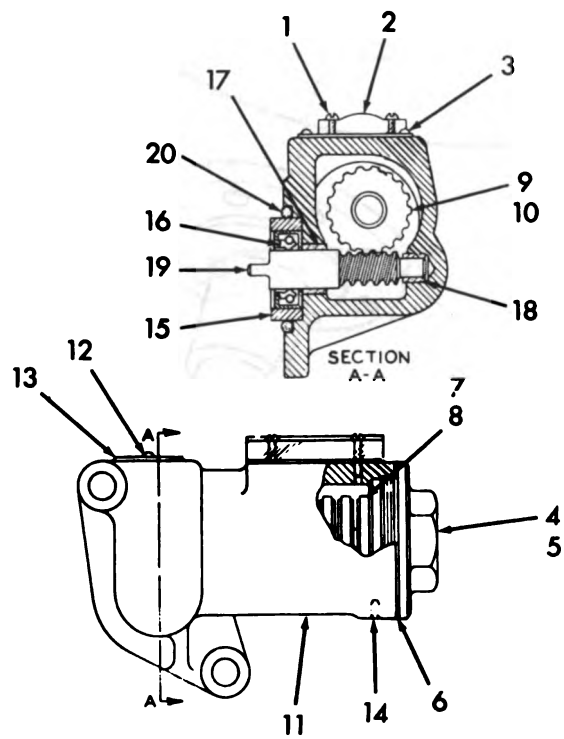
ME 6115-550-35P/44

Figure 44. Fuel Pump, Priming



ME 6115-550-35P/45

Figure 45. Service Meter



ME 6115-550-35P/46

Figure 46. Service Meter

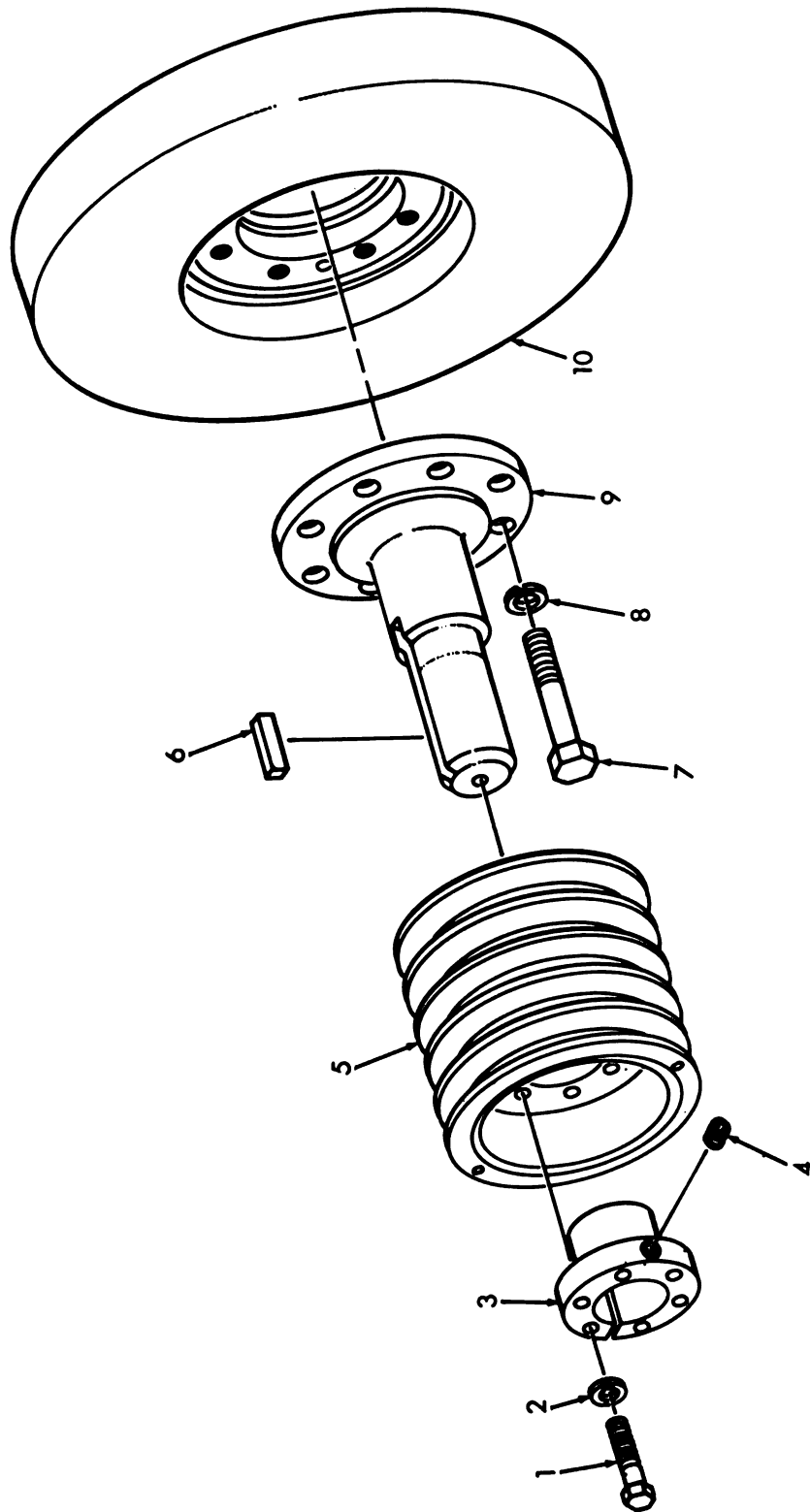
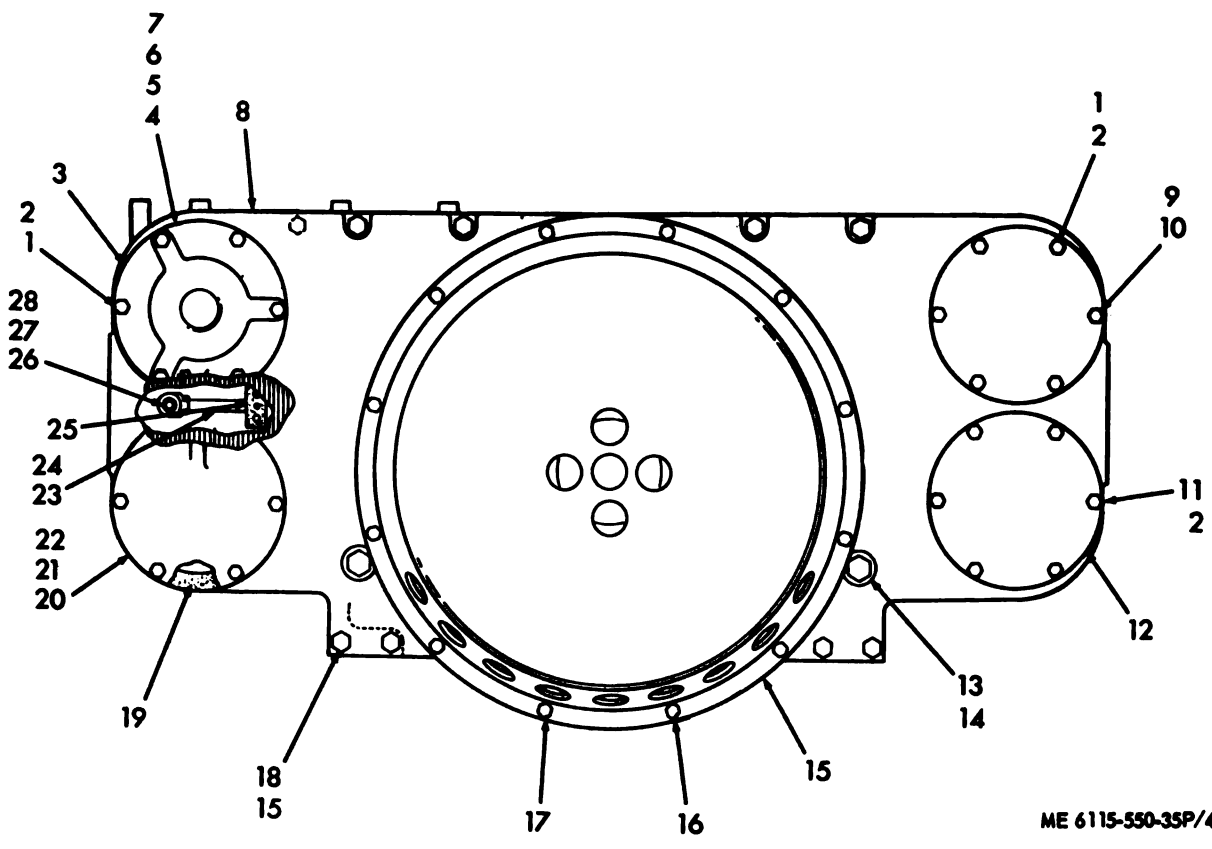


Figure 47. Damper and Pulley



ME 6115-550-35P/48

Figure 48. Accessory Drive

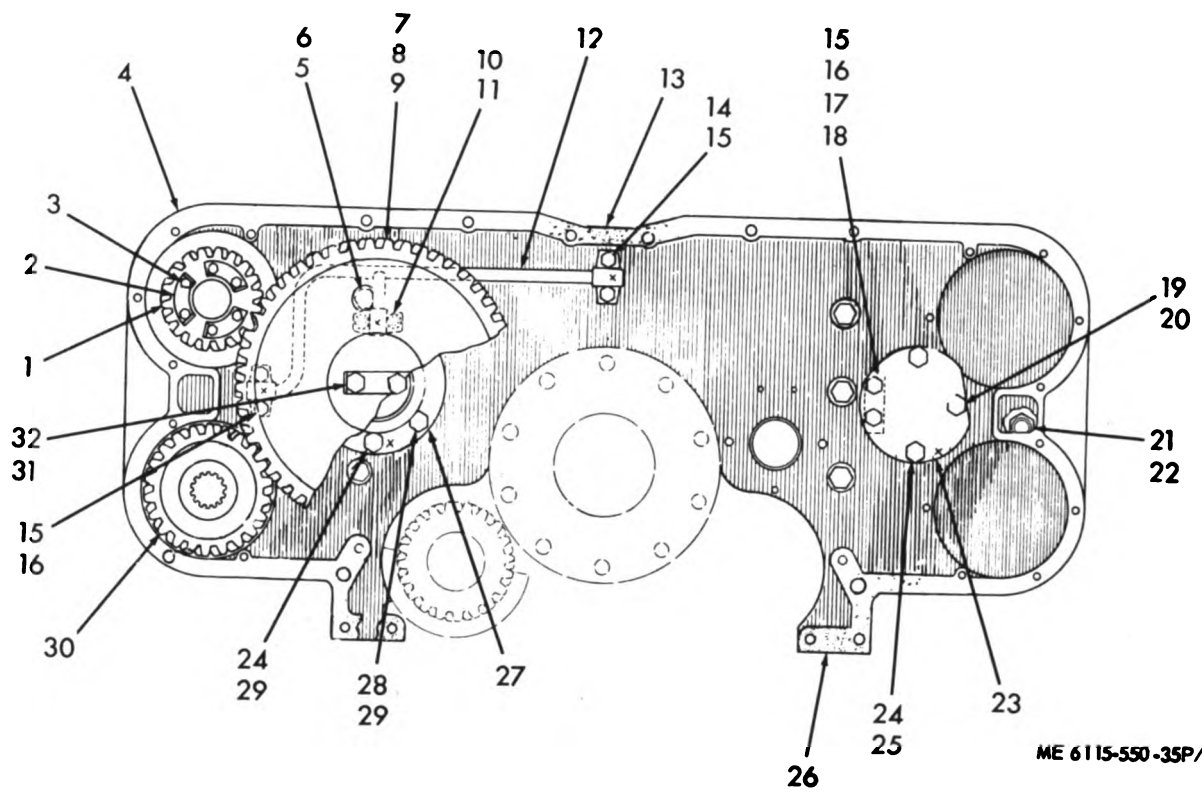
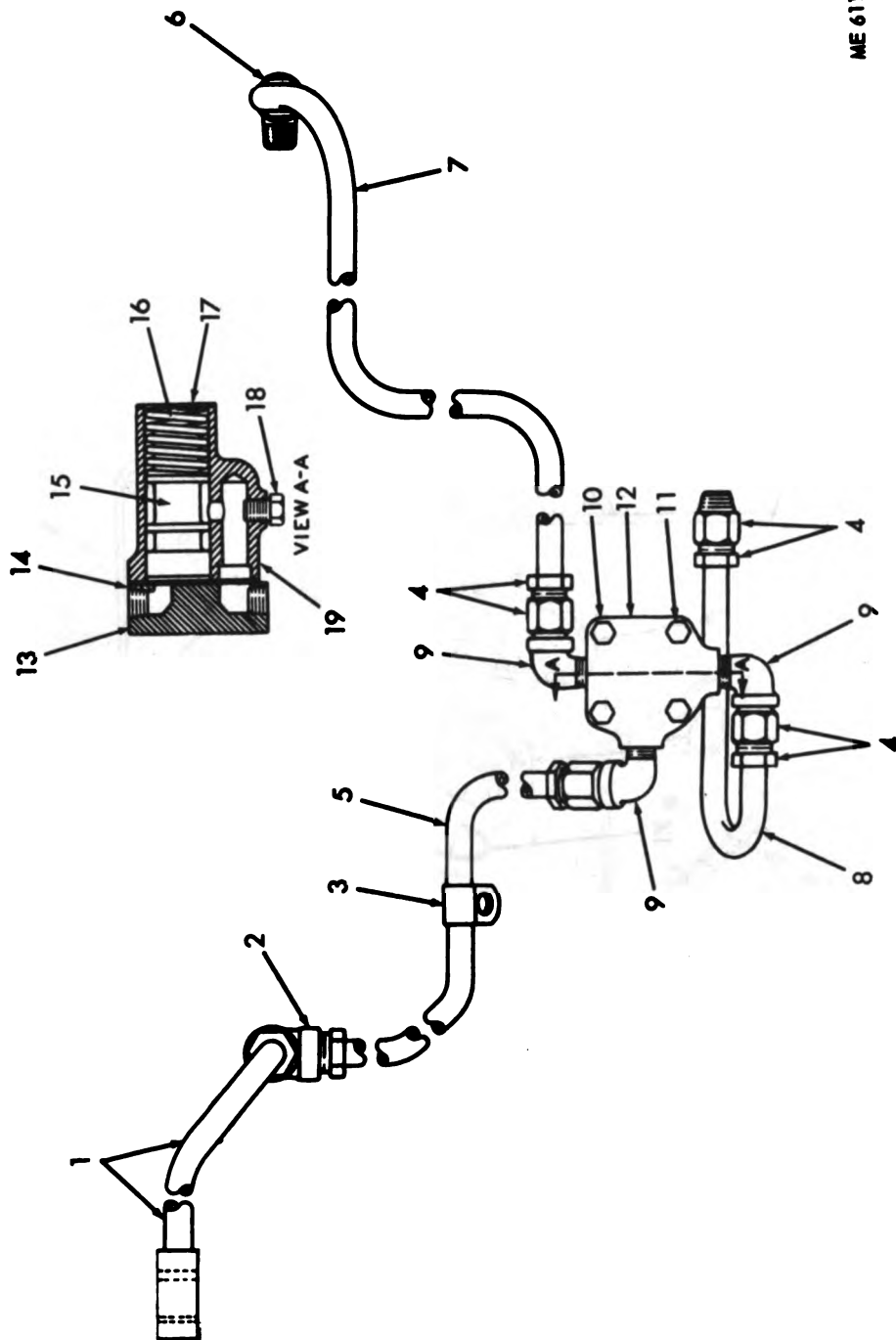


Figure 49. Accessory Drive



ME 6115-550-39F/50

Figure 50. Lubrication Valve and Lines

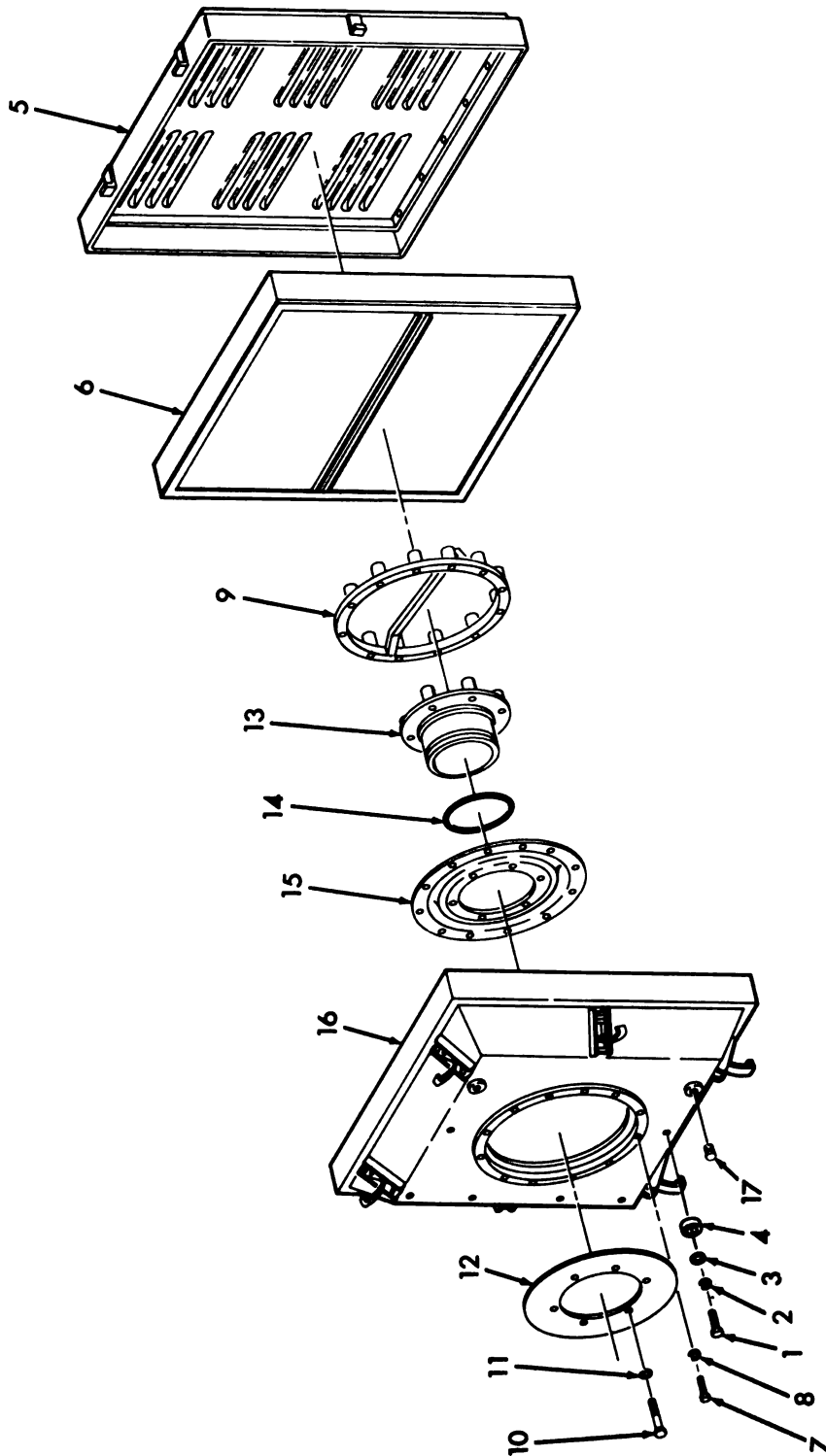
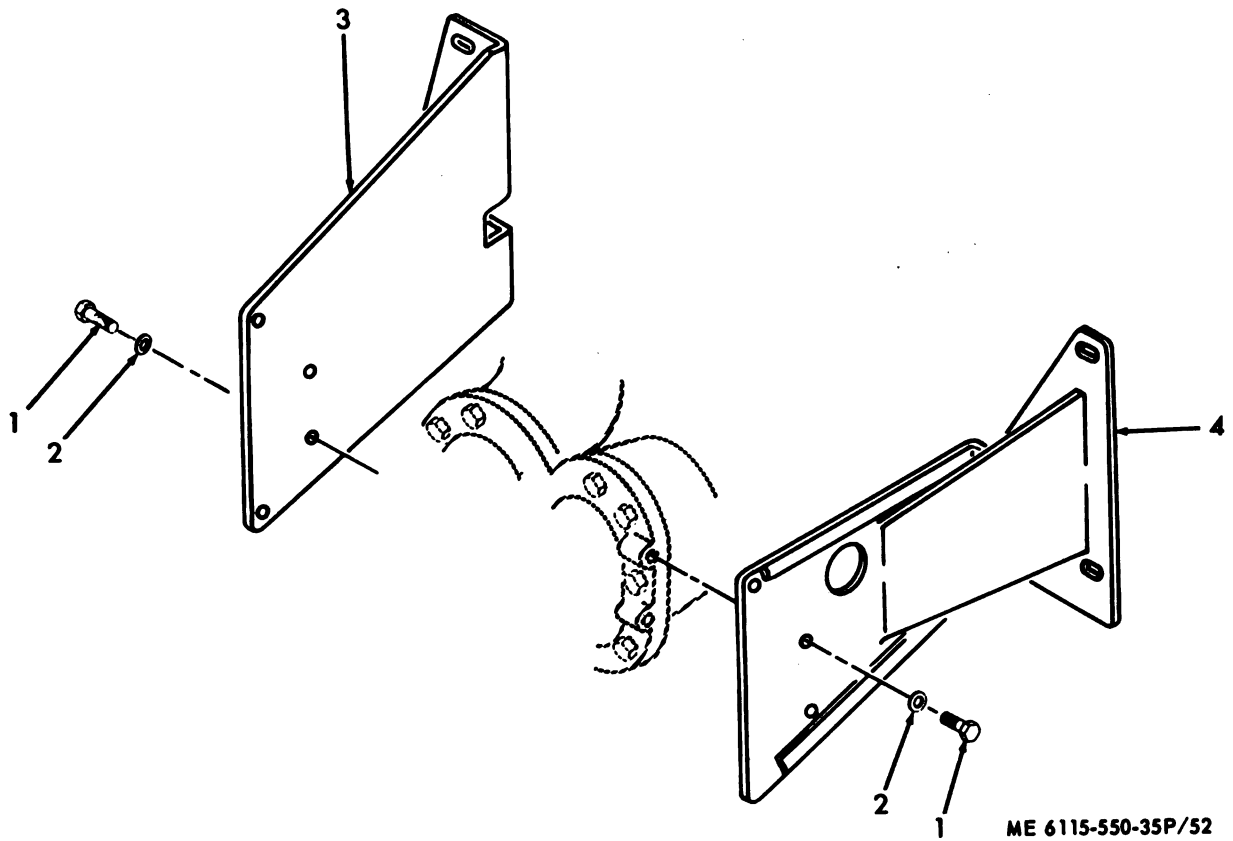


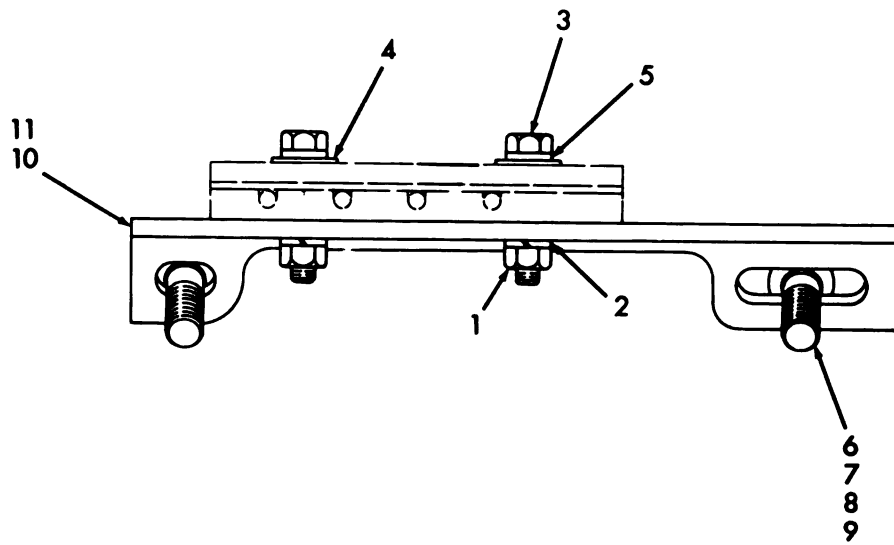
Figure 51. Air Cleaner and Brackets



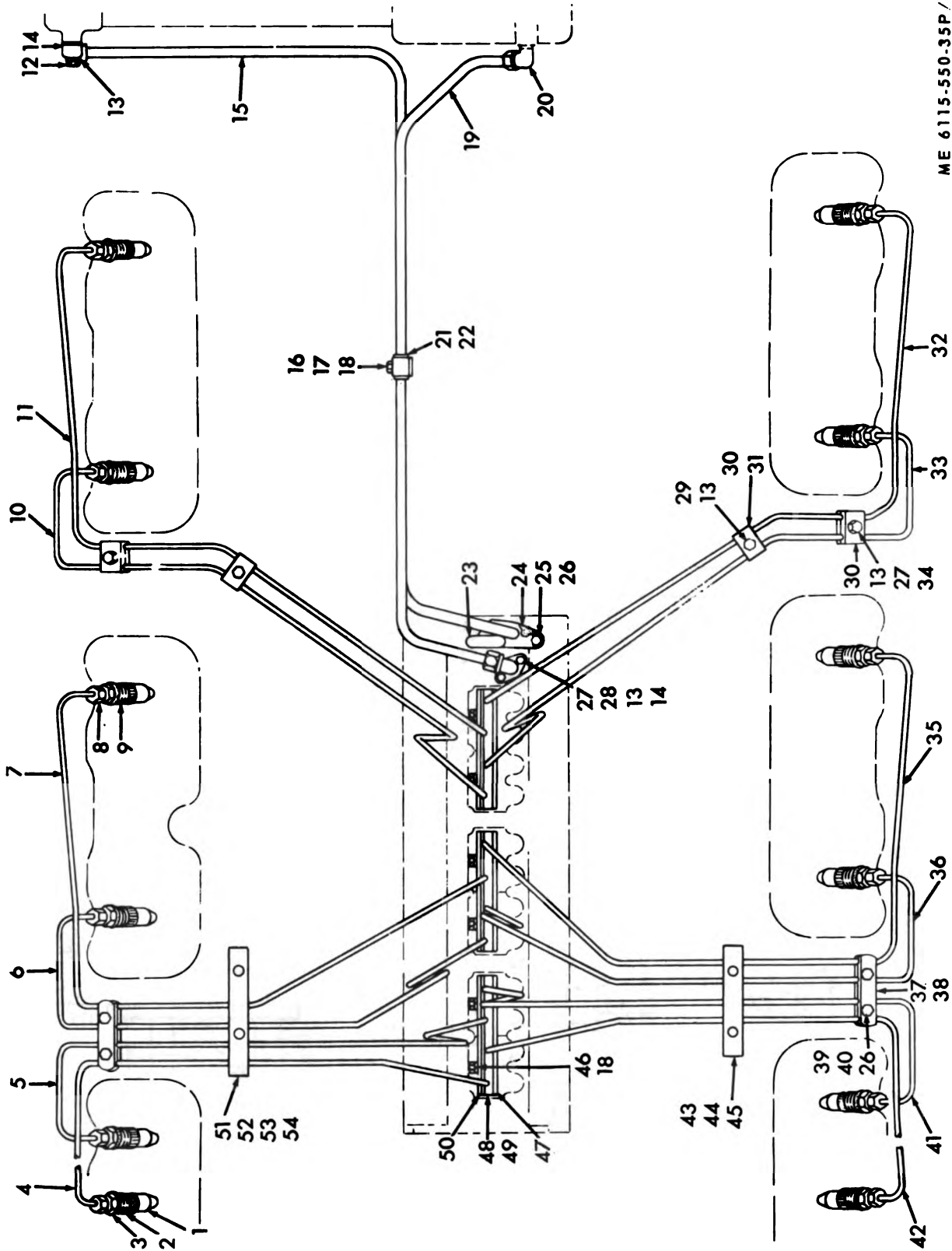


ME 6115-550-35P/52

Figure 52. Air Cleaner and Brackets

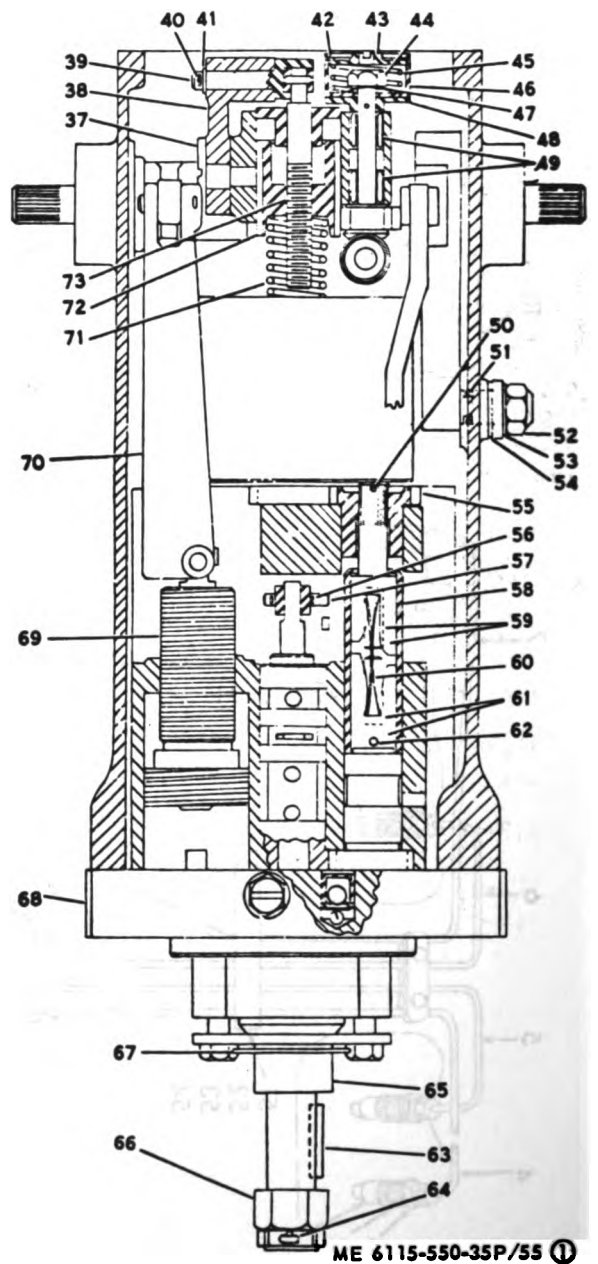
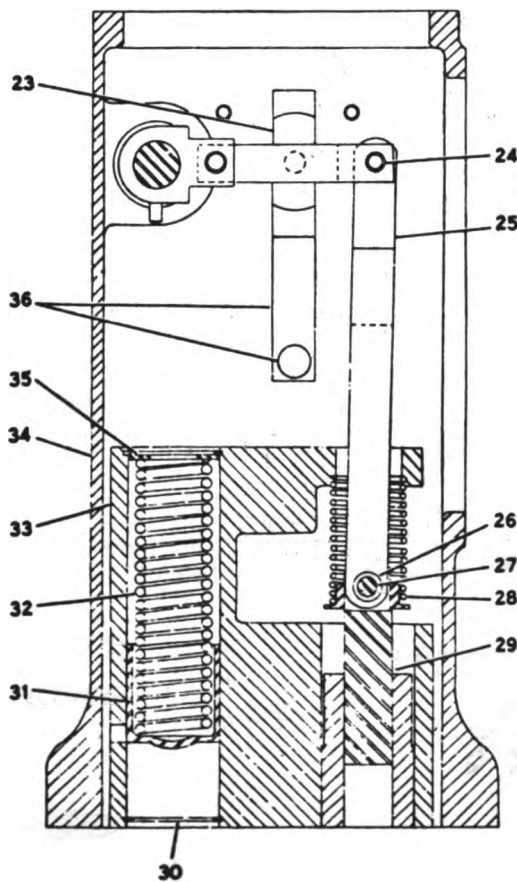
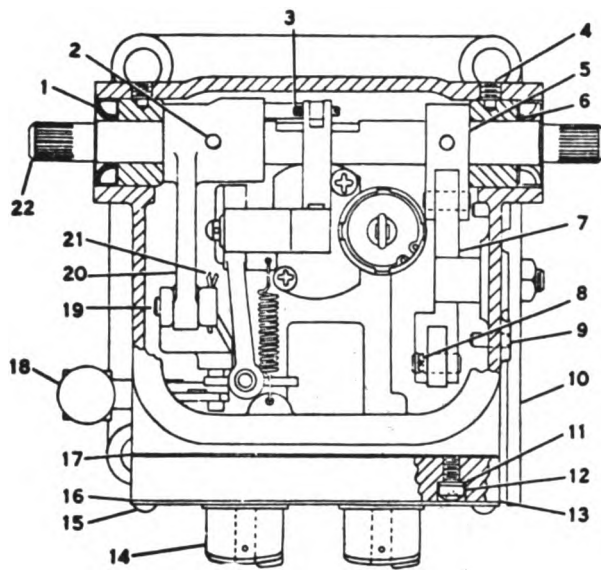


ME 6115-550-35P/53



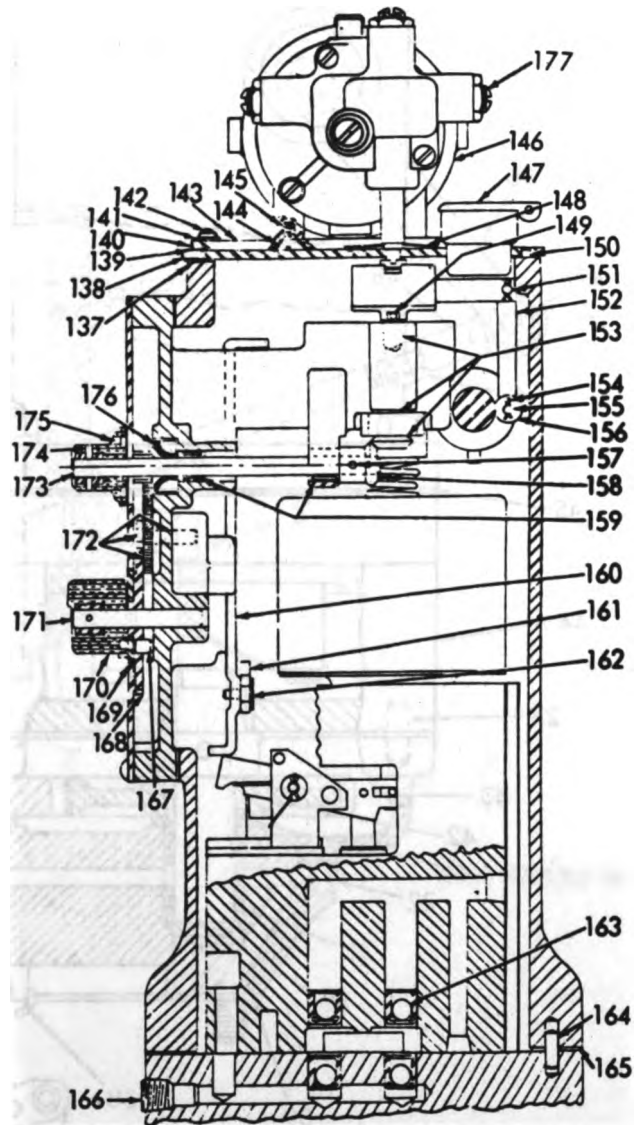
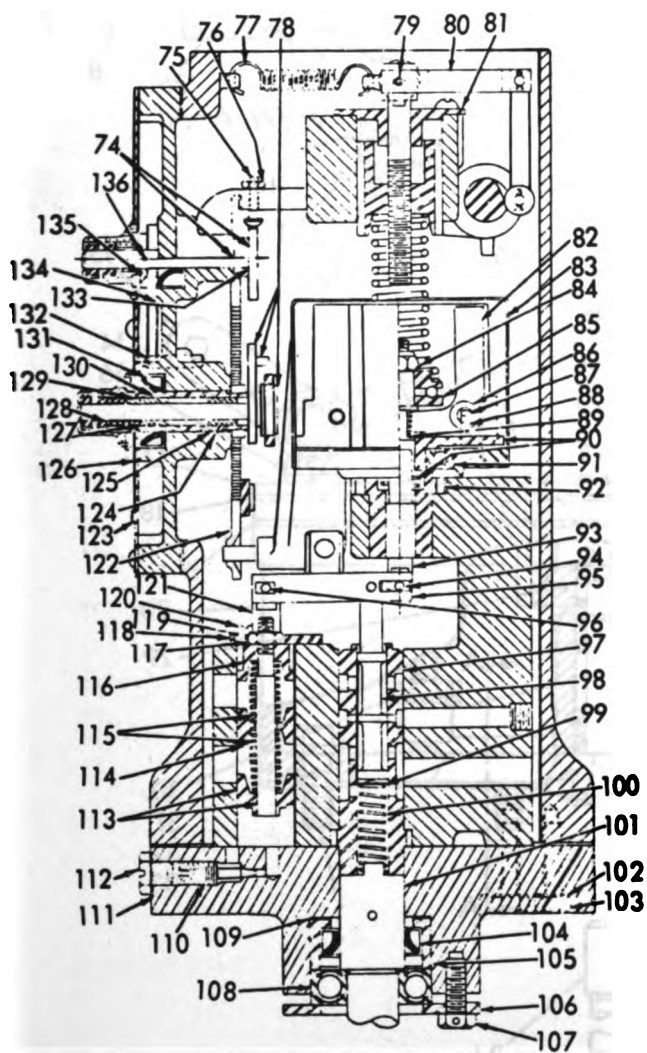
ME 6115-550-35P/54

Figure 54. Fuel Lines and Support



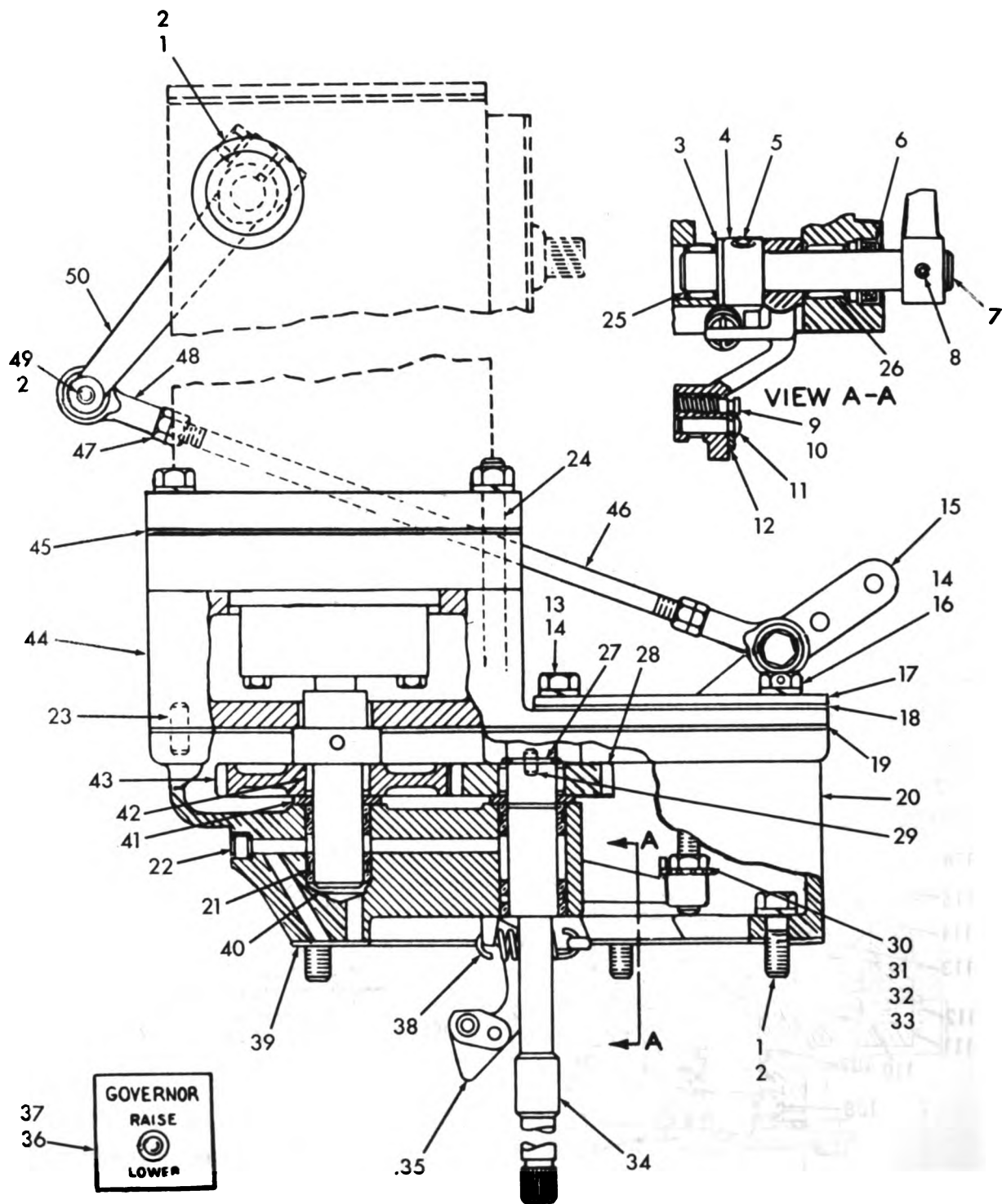
ME 6115-550-35P/55 ①

Figure 55. Governor and Linkage(1)



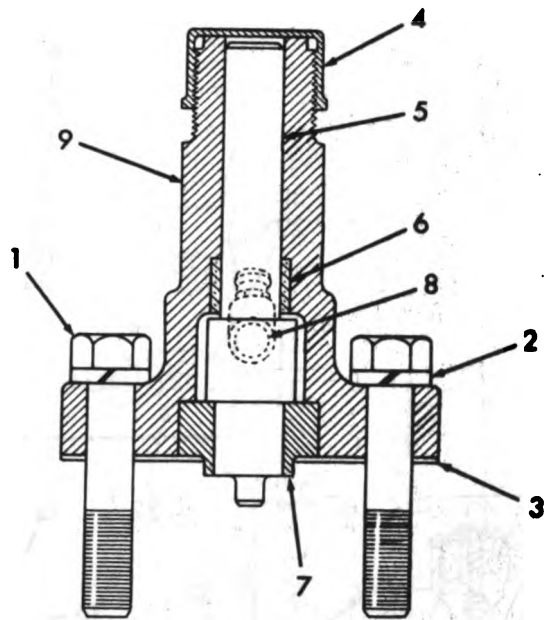
ME 6115-550-35P/55 ②

FIGURE 55. GOVERNOR AND LINKAGE (2)



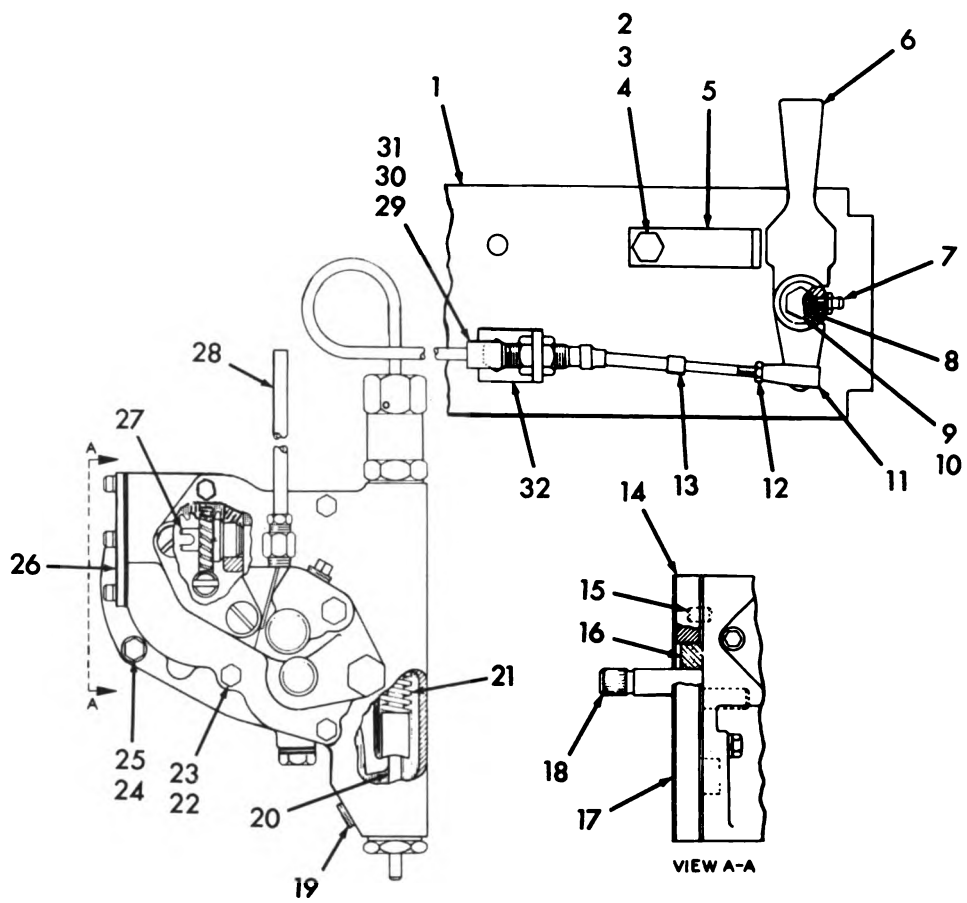
ME 6115-550-35P/56

FIGURE 56. GOVERNOR LINKAGE



ME 6115-550-3SP/57

Figure 57. Tachometer Drive

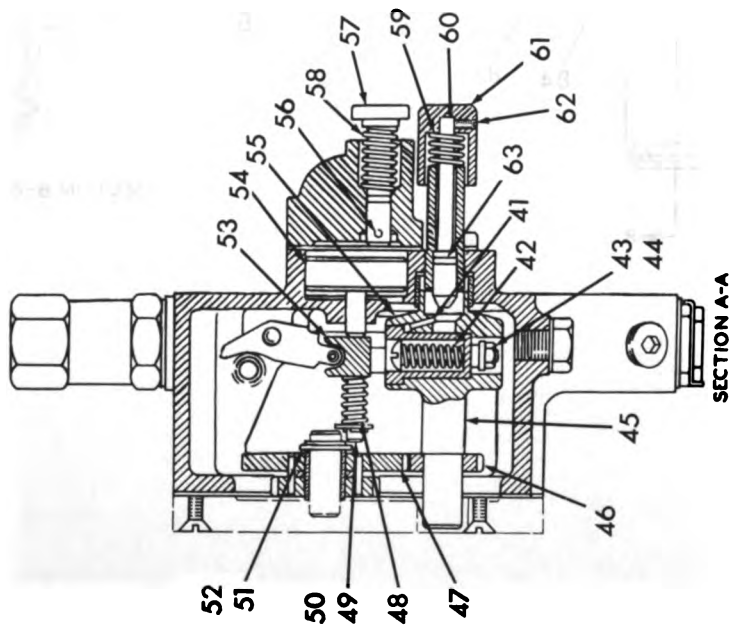
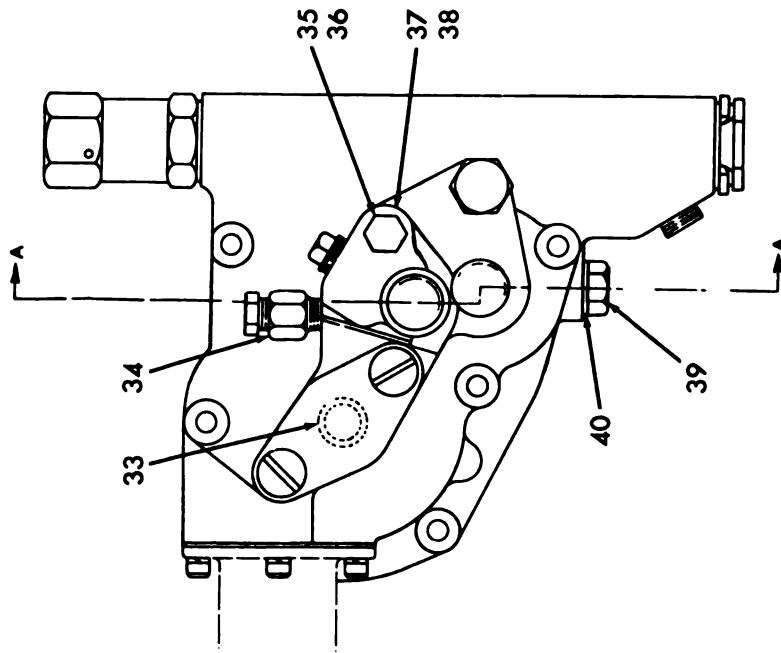


ME 6115-550-35P/98

1

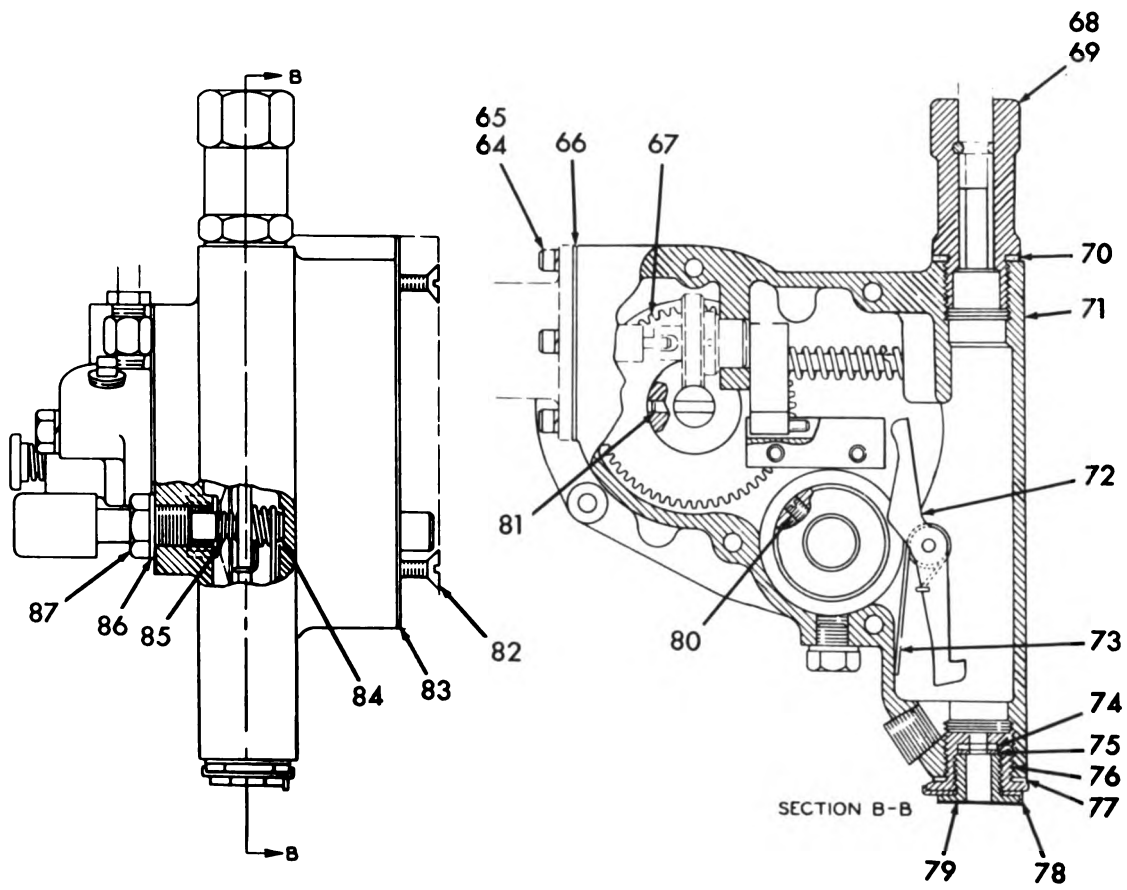
Figure 58. Safety Controls (1)



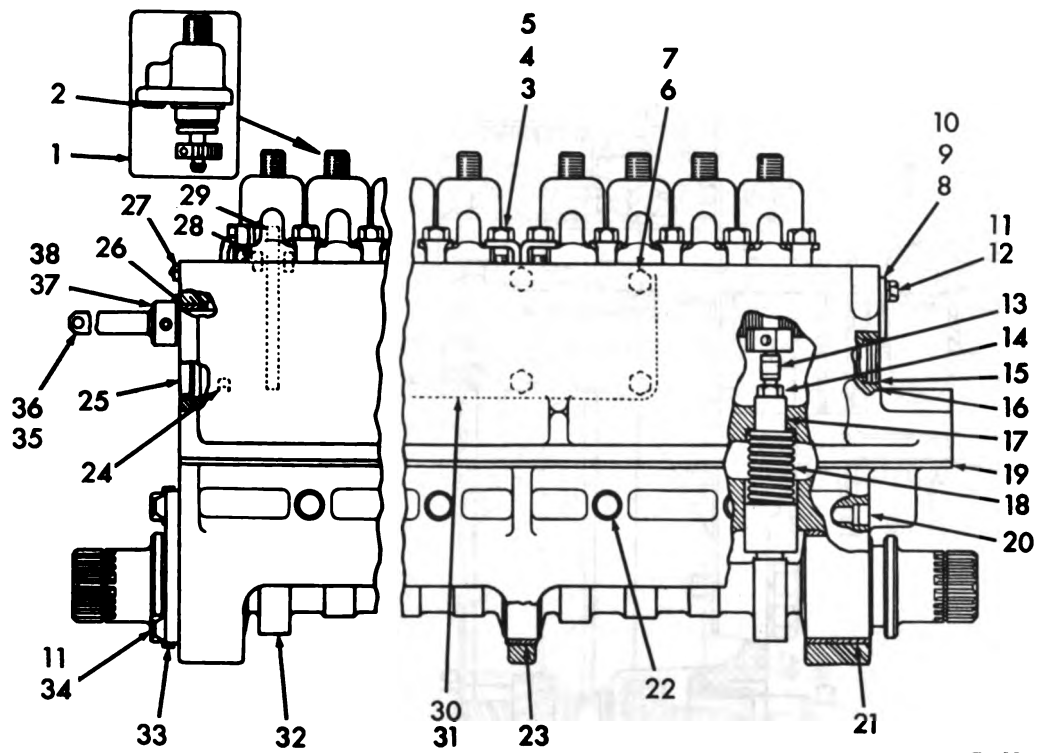


ME 6115-550-35P/58 (2)

Figure 58. Safety Controls (2)

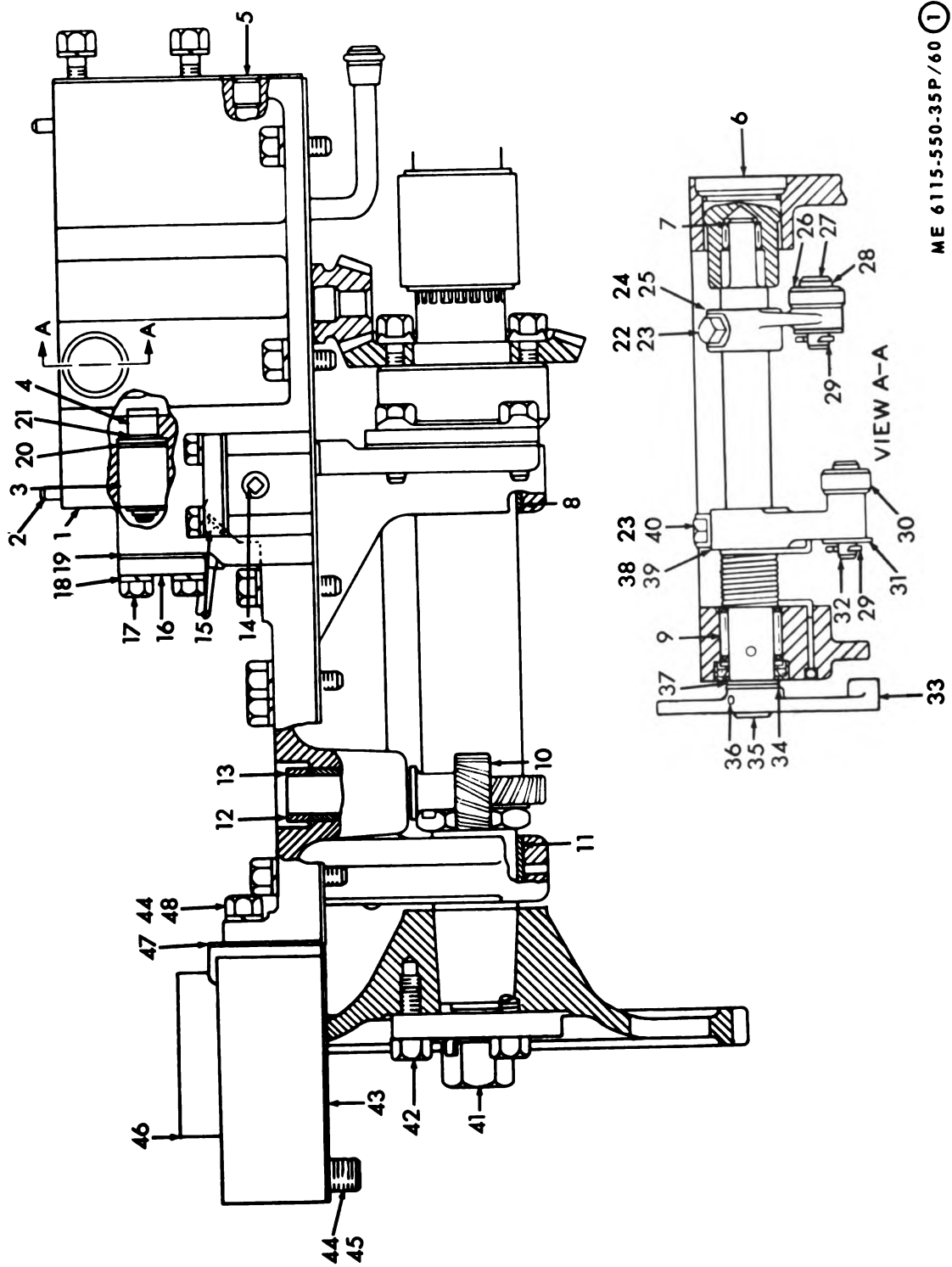


ME 6115-550-35P/58 (3)



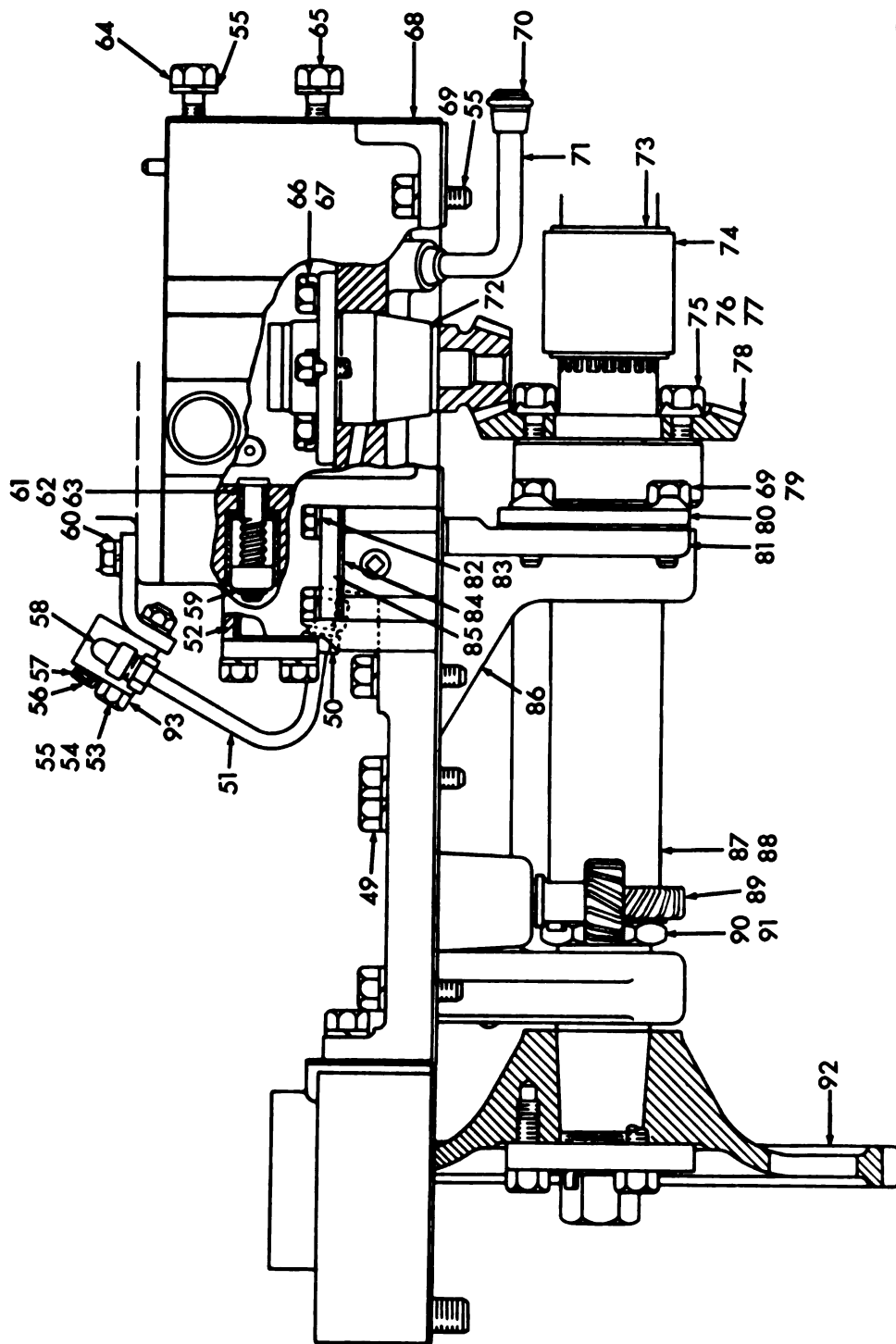
ME 6115-550-35P/59

Figure 59. Fuel Pump, Injection



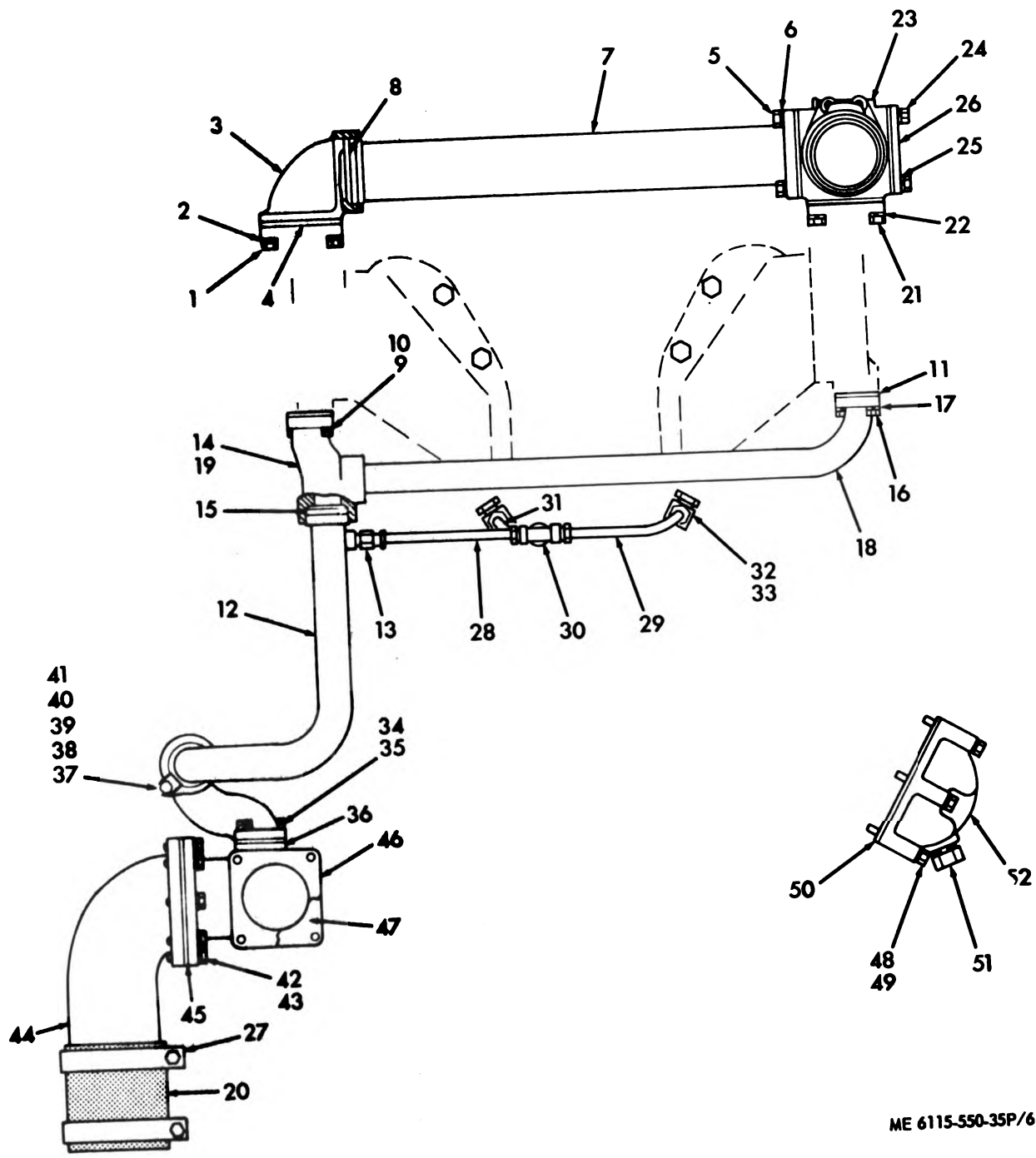
ME 6115-550-35P/60 (1)

Figure 60. Governor Drive (1)



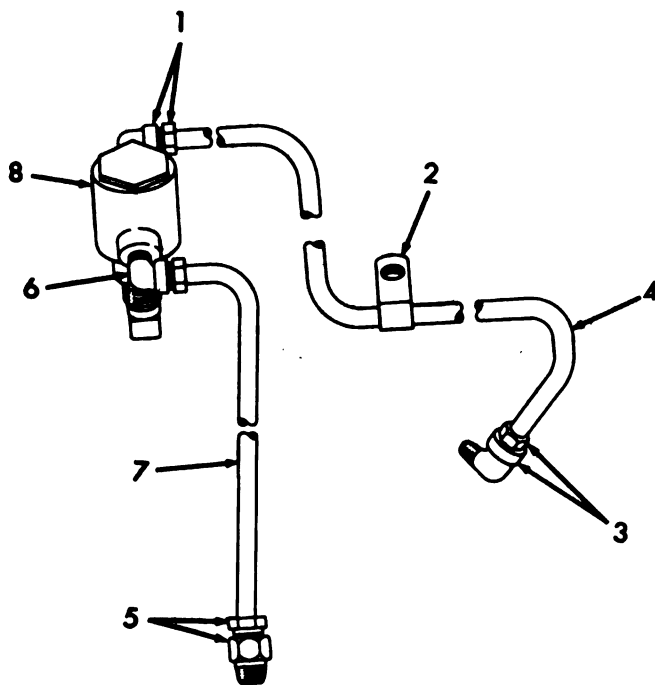
ME 6115-550-35P/60 (2)

Figure 60. Governor Drive (2)



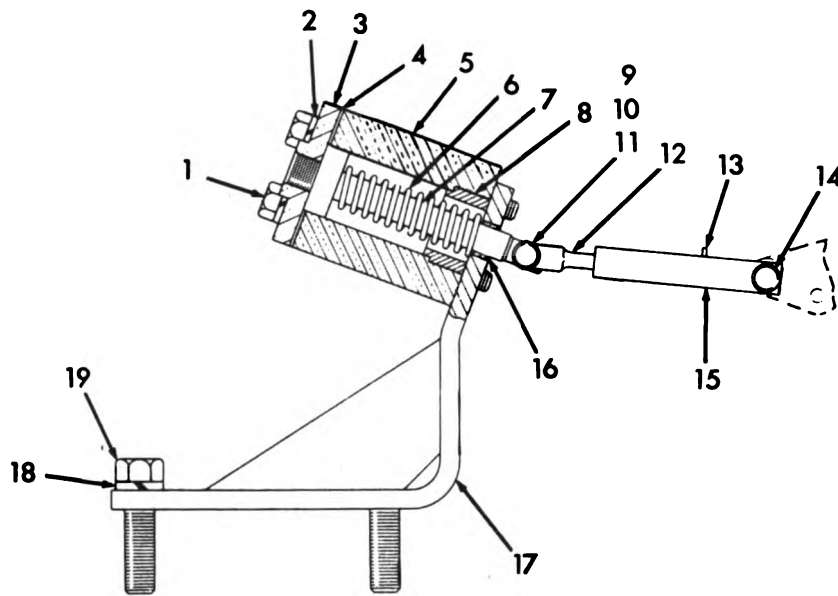
ME 6115-550-35P/61

Figure 61. Water Lines



ME 6115-550-35P/62

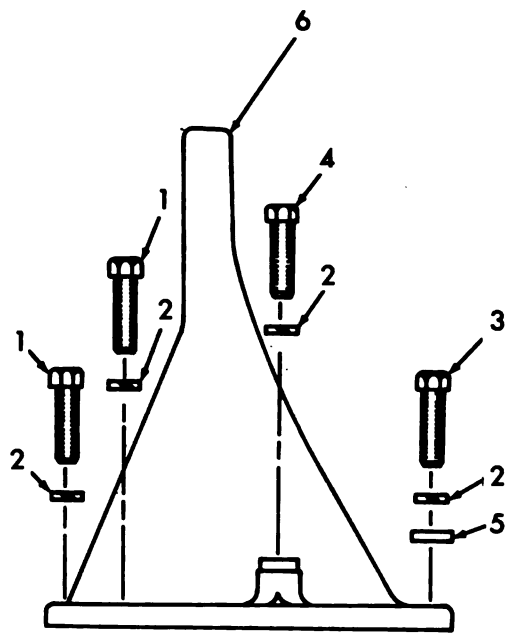
Figure 62. Water Temperature Shutoff



ME 6115-550-35P/63

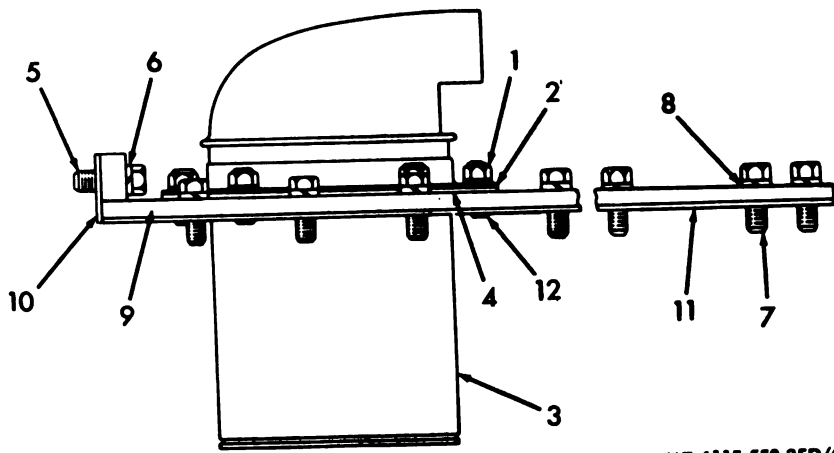
Figure 63. Air Shutoff





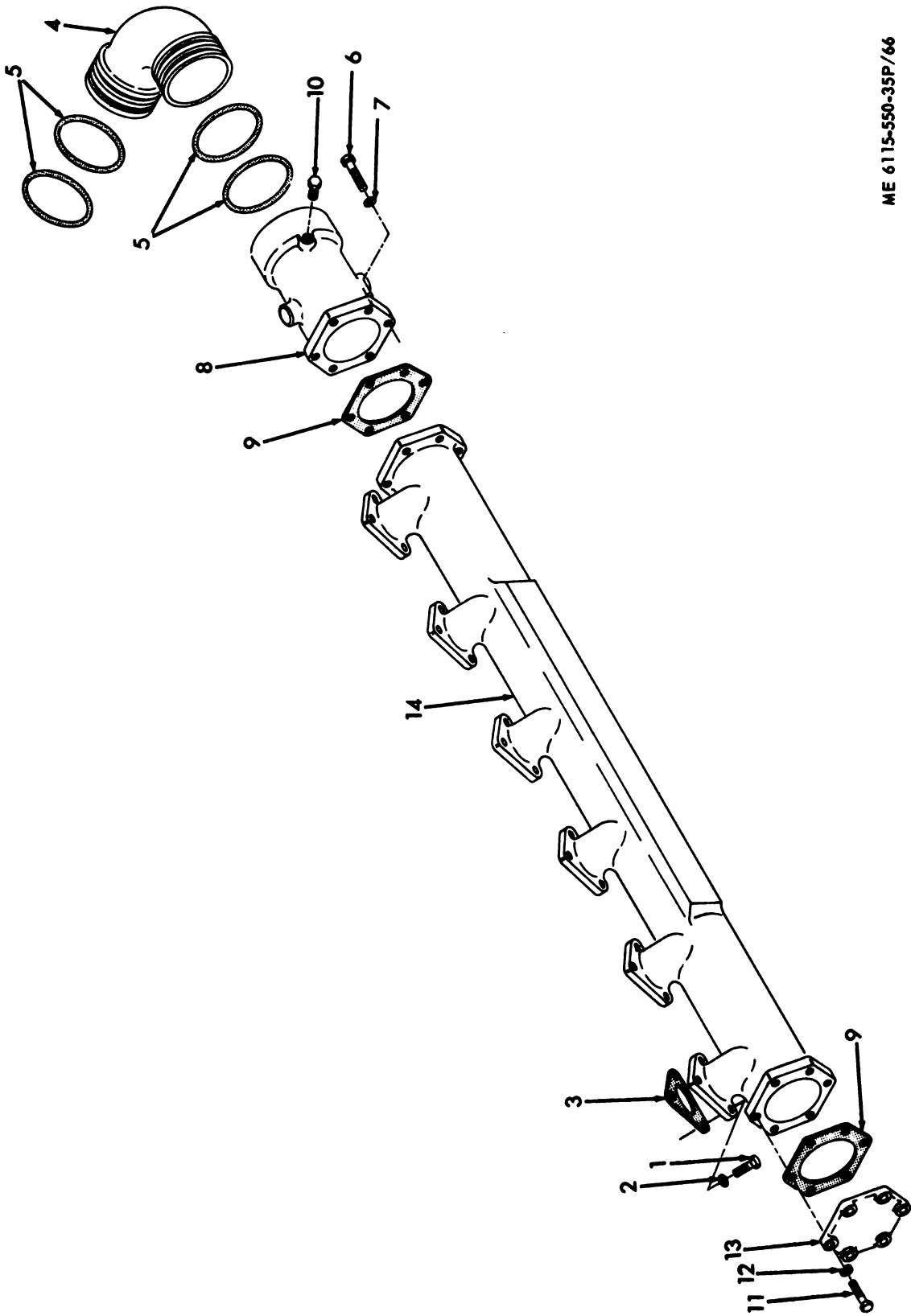
ME 6115-550-35P/64

Figure 64. Front Lifting Eye



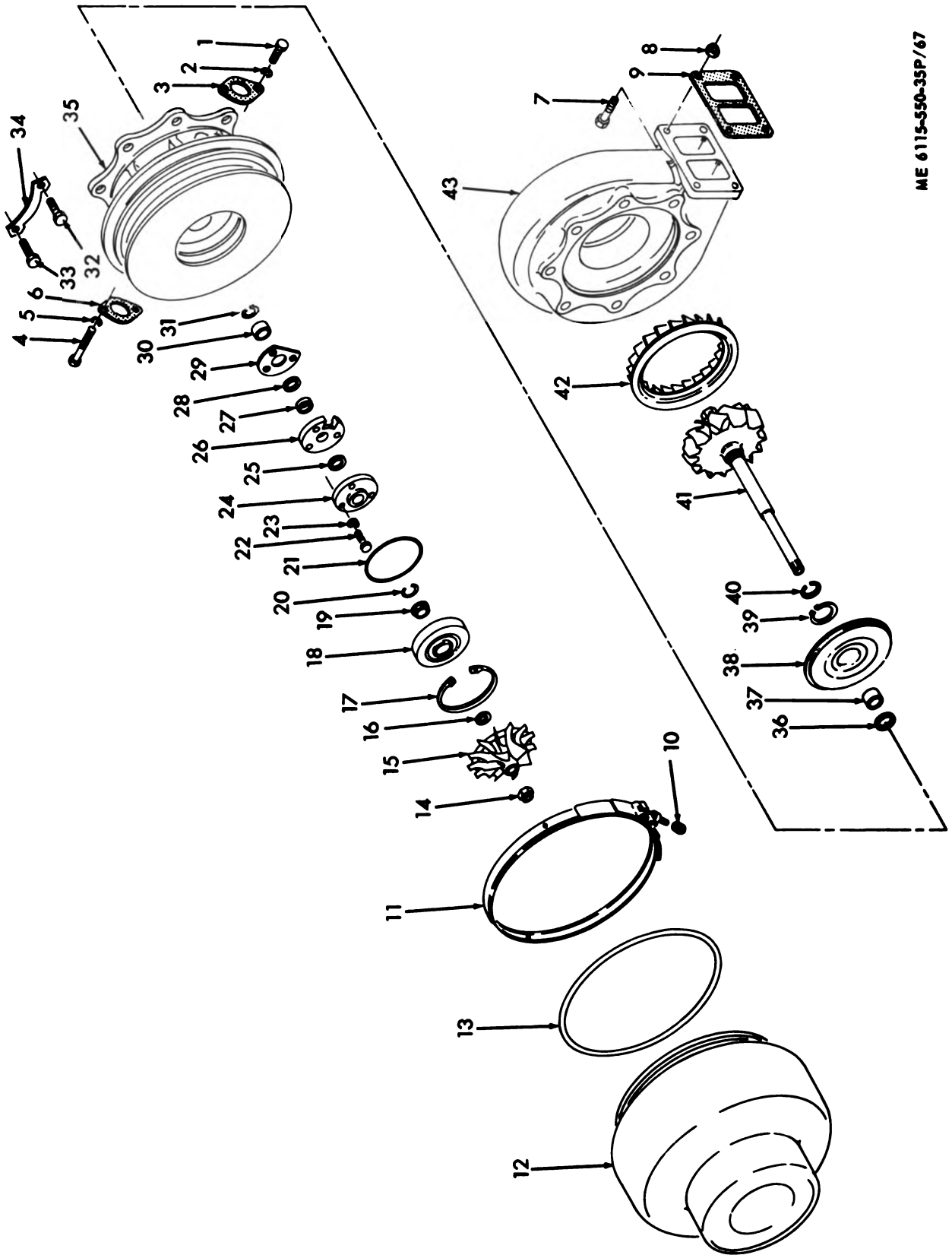
ME 6115-550-35P/65

Figure 65. Breather



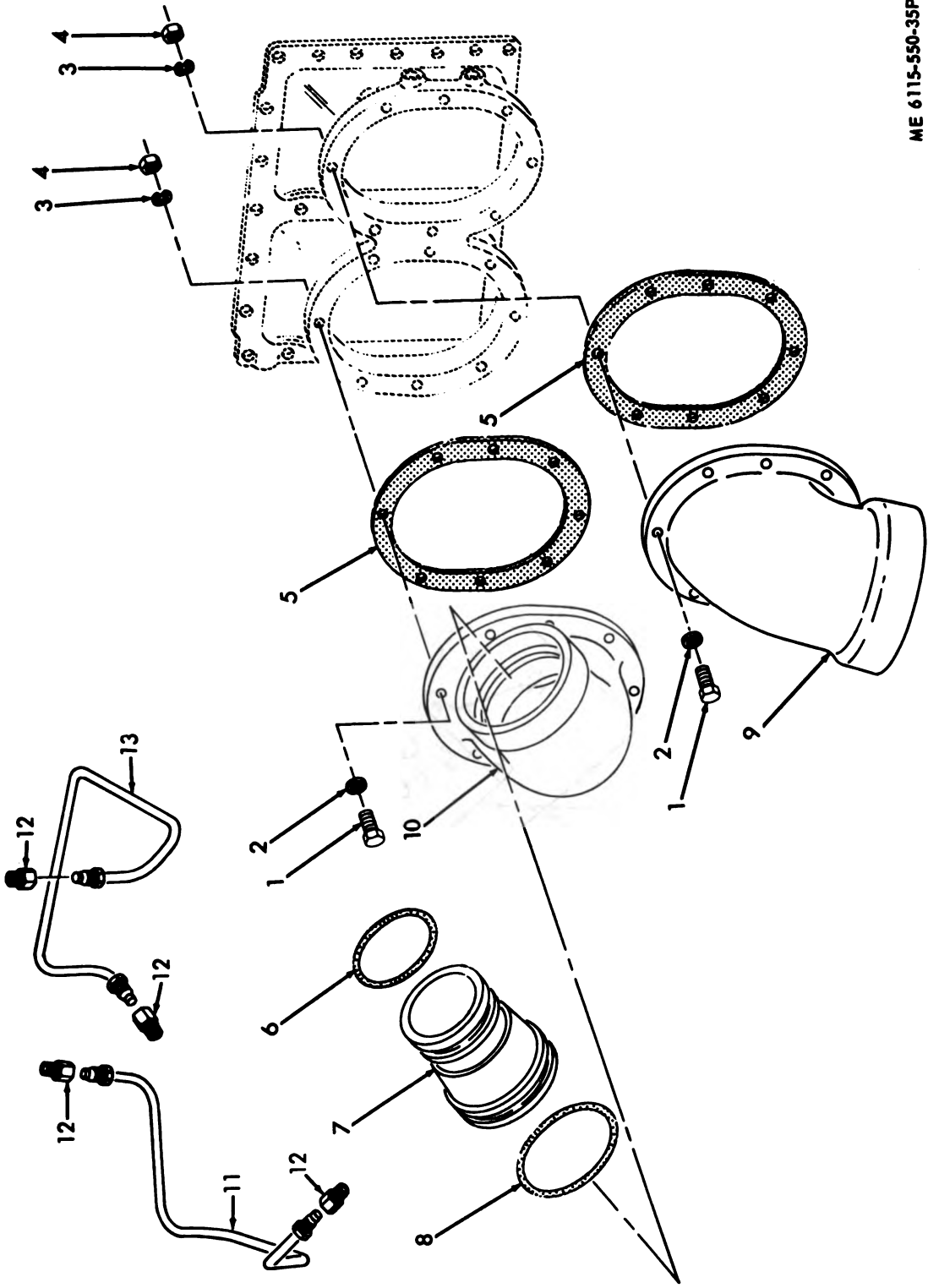
ME 6115-550-35P/66

Figure 66. Manifold Intake



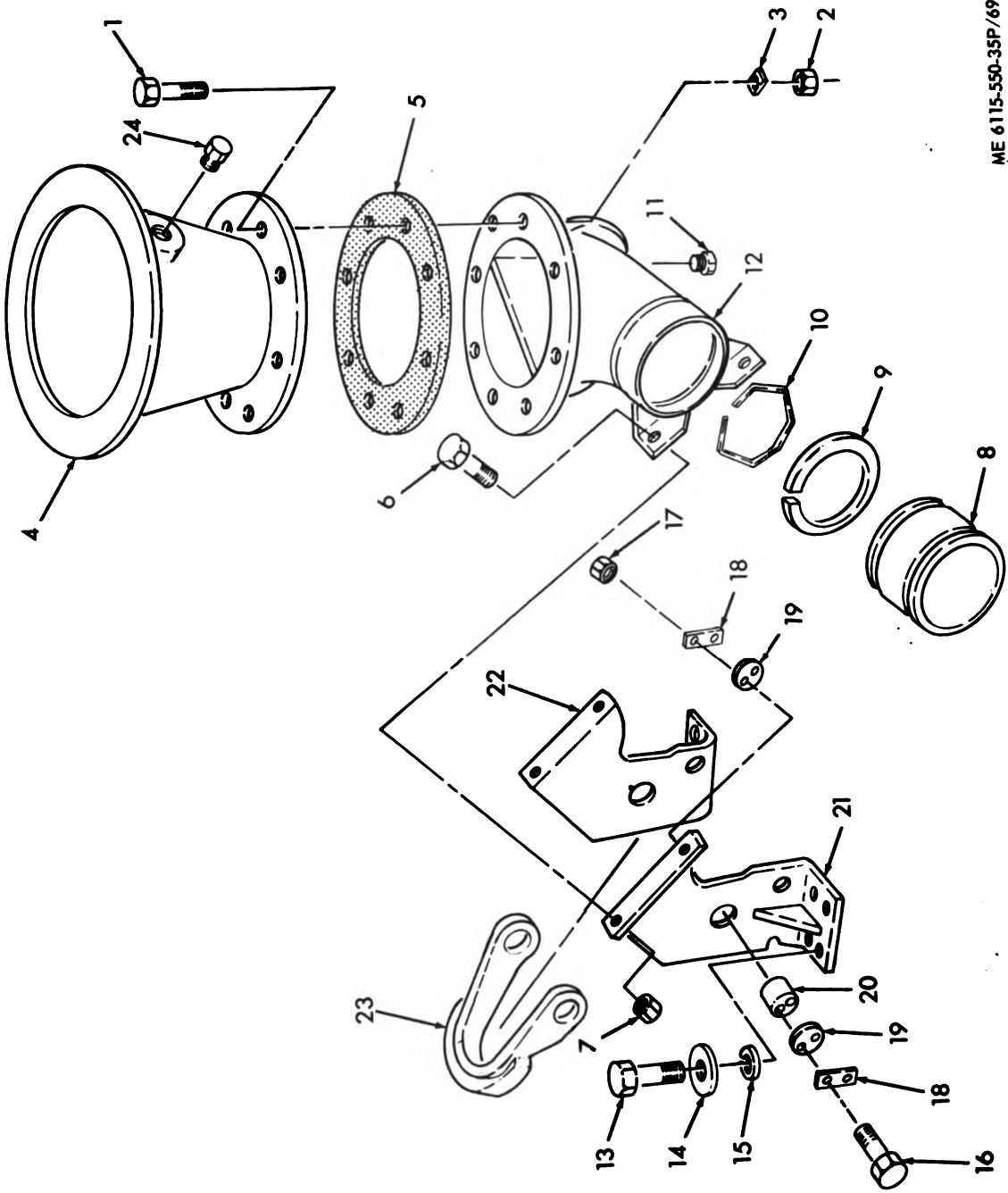
ME 6115-550-35P/67

Figure 67. Turbocharger



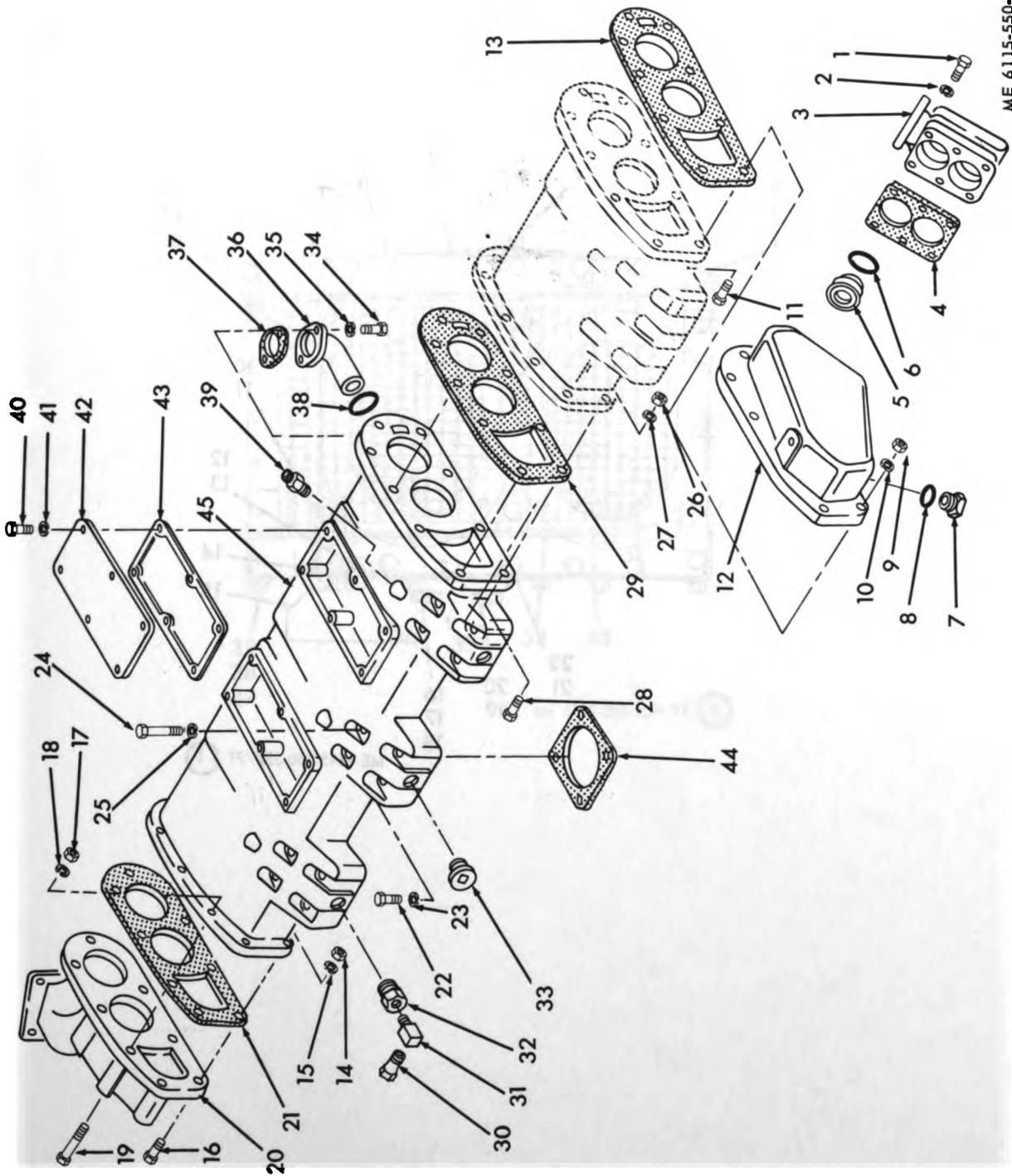
ME 6115-550-35P/68

Figure 68. Elbows



ME 6115-550-35P/69

Figure 69. Exhaust Pipe



ME 6115-550-35P/70

Figure 70. Exhaust Manifold

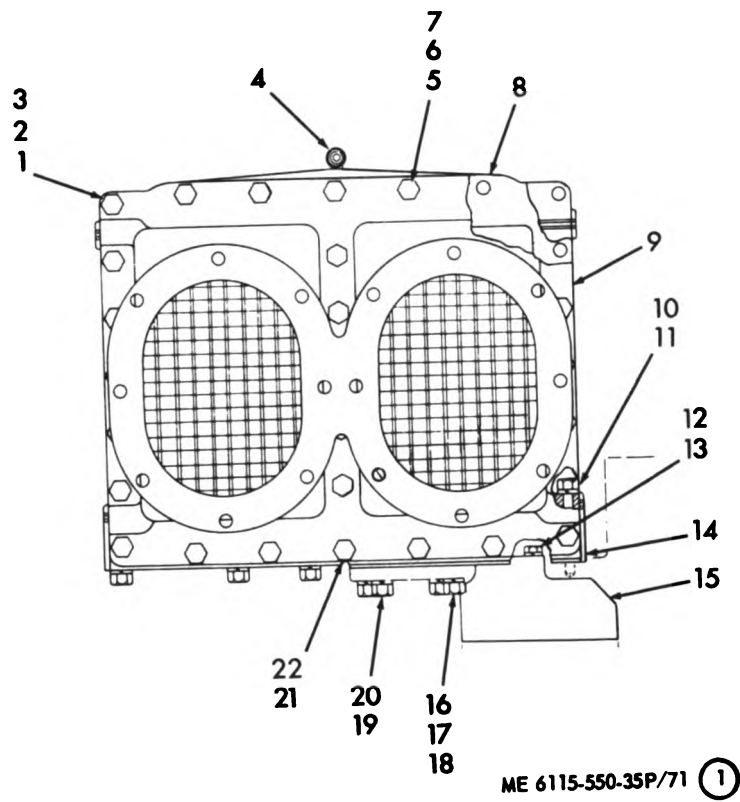
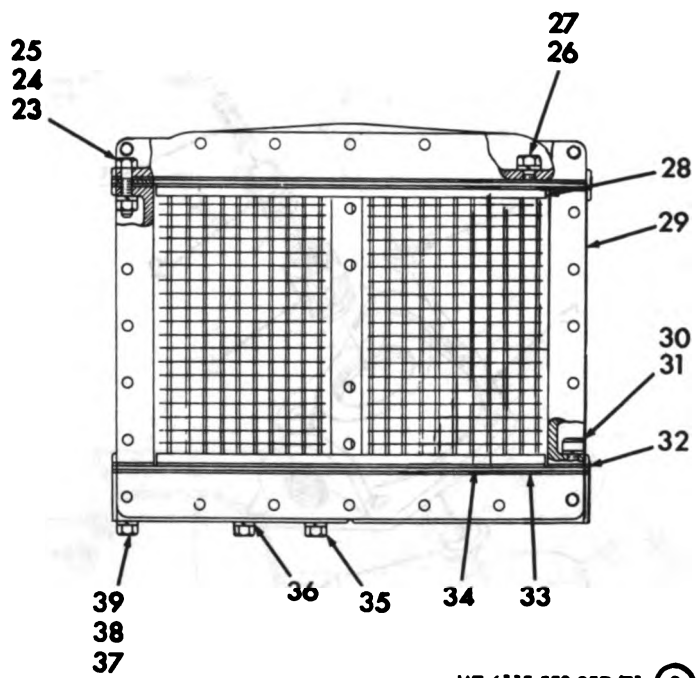


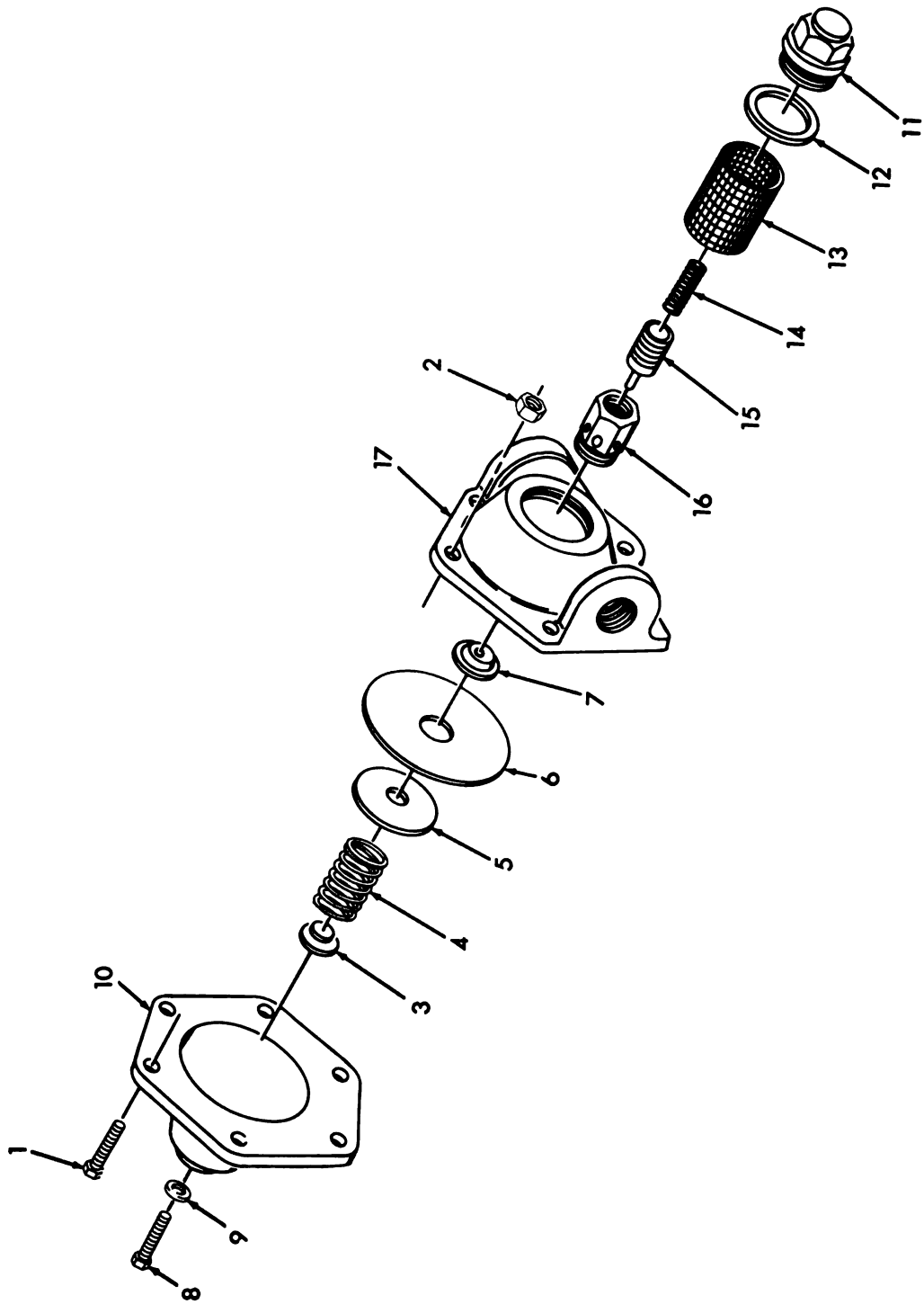
Figure 71. Aftercooler (1)





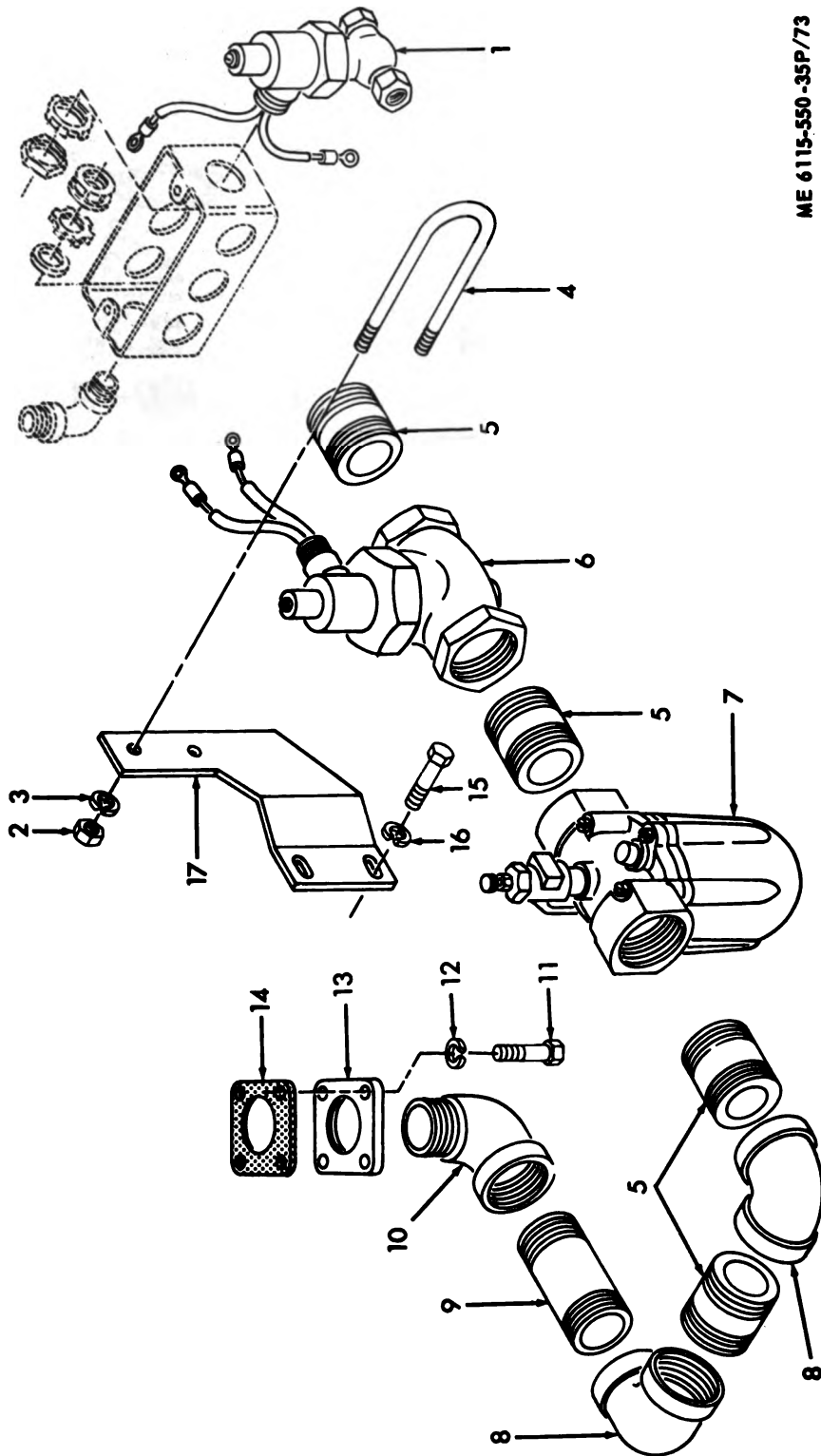
ME 6115-550-35P/71 (2)

Figure 71. Aftercooler (2)



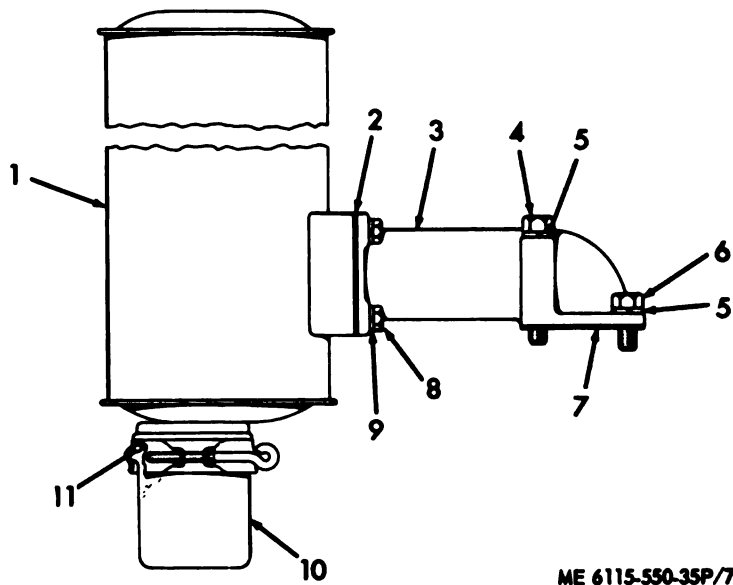
ME 6115-550-35P/72

Figure 72. Regulator Valve



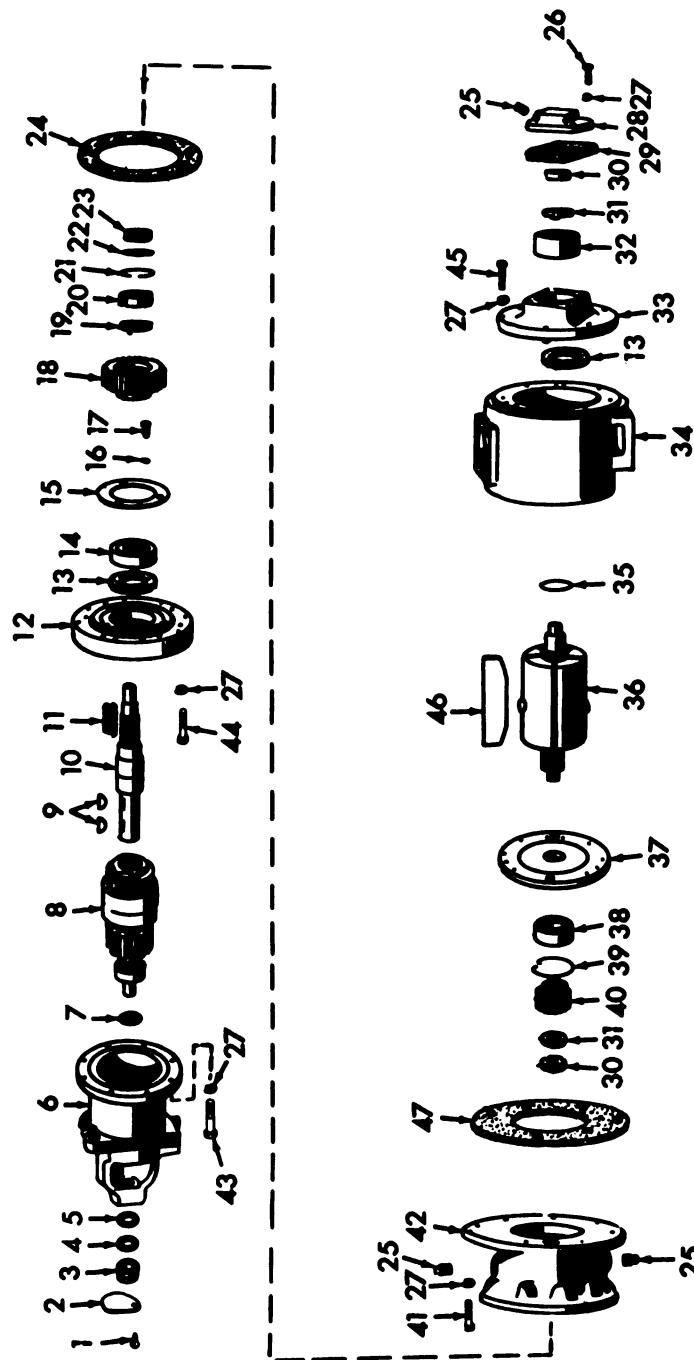
ME 6115-550-35P/73

Figure 73. Lubricator



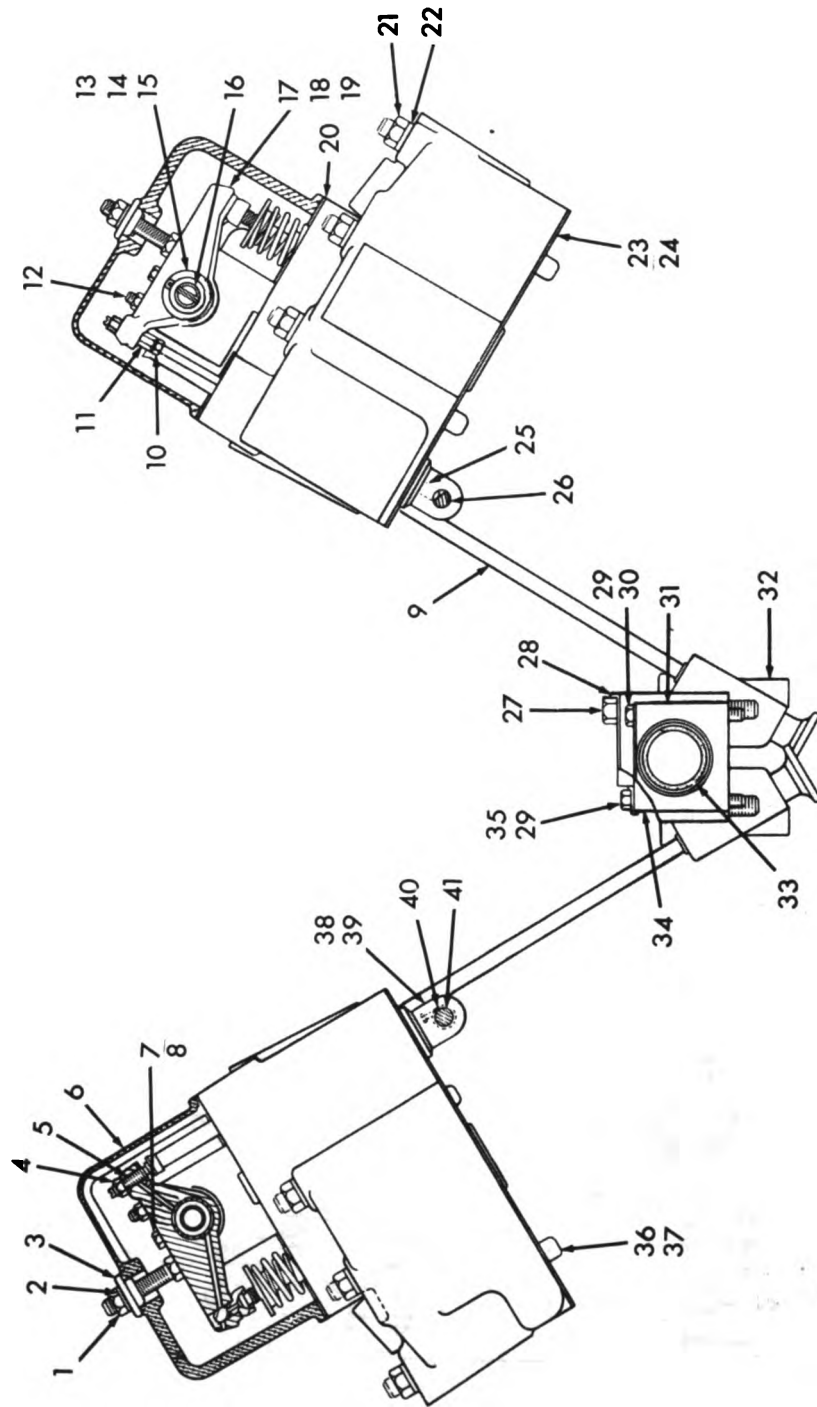
ME 6115-550-35P/74

Figure 74. Silencer



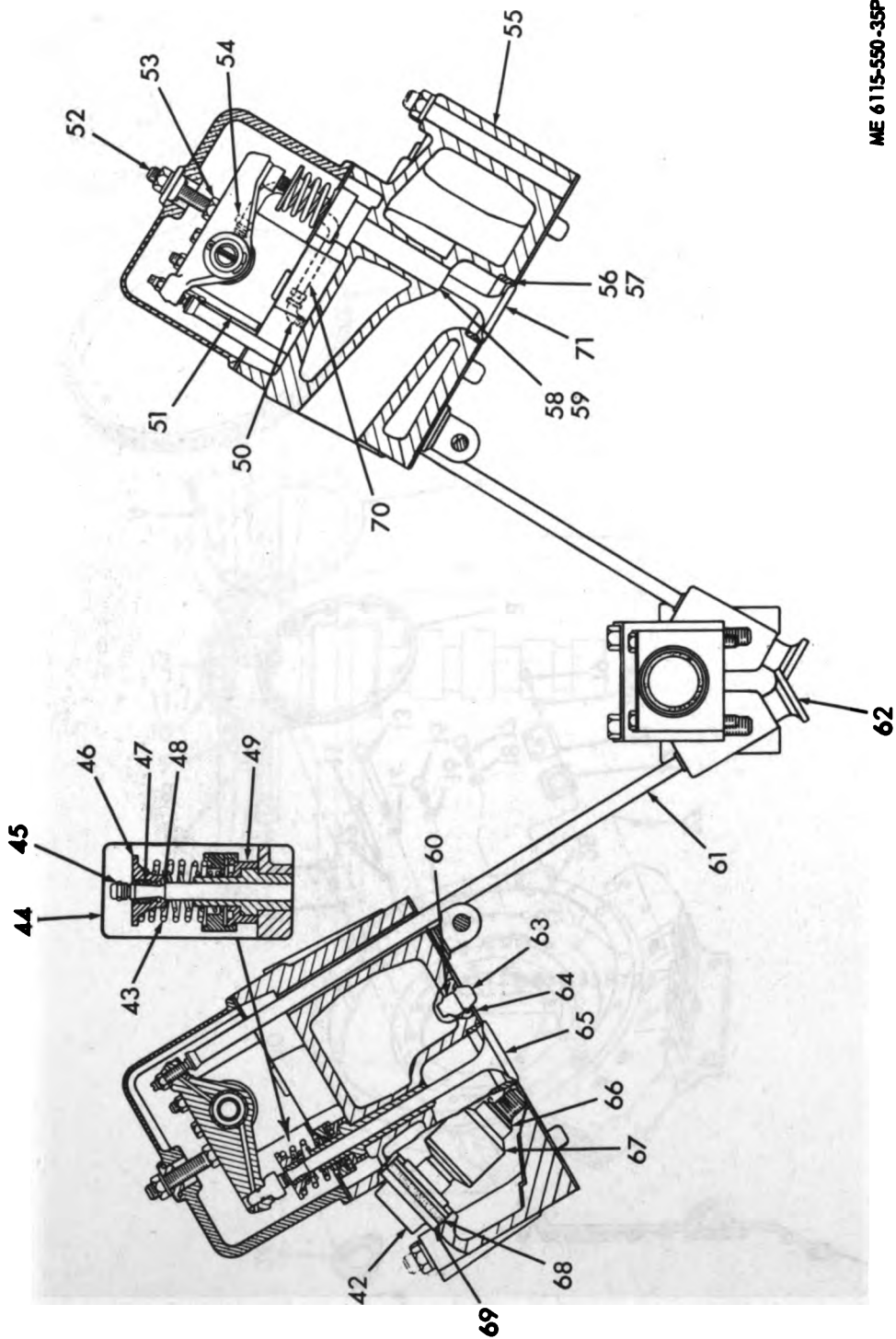
ME 6115-550-35P/75

Figure 75. Air Motor



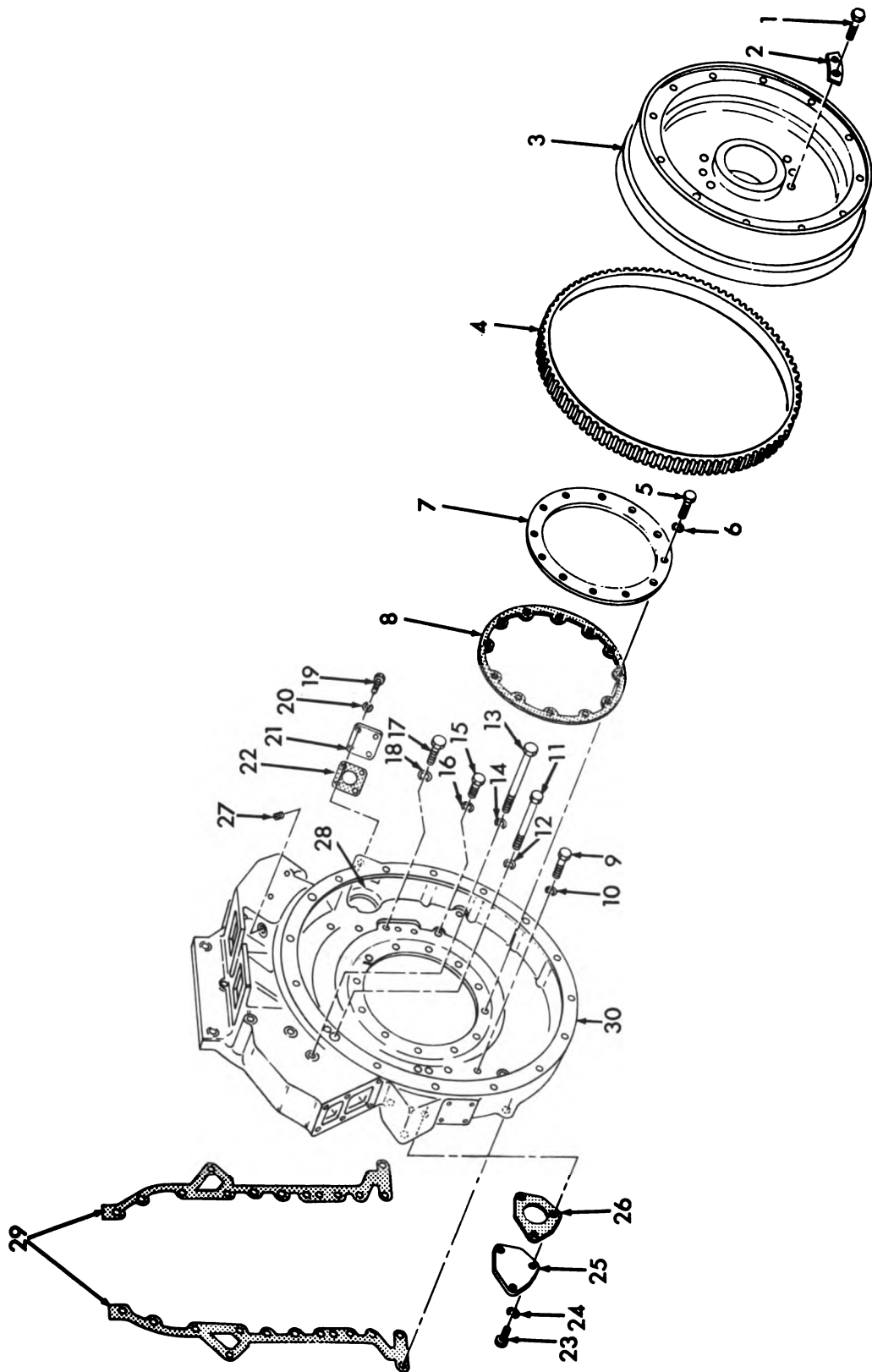
ME 6115-550-3SP/76 ①

Figure 76. Cylinder Head and Valves (1)



ME 6115-550-3SP/76 (2)

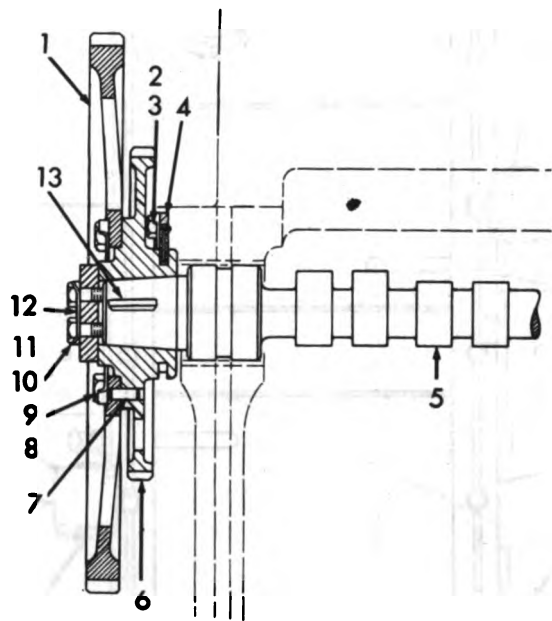
Figure 76. Cylinder Head and Valves (2)



ME 6115-550-35P/77

Figure 77. Flywheel and Housing





ME 6115-550-35P/78

Figure 78. Camshaft

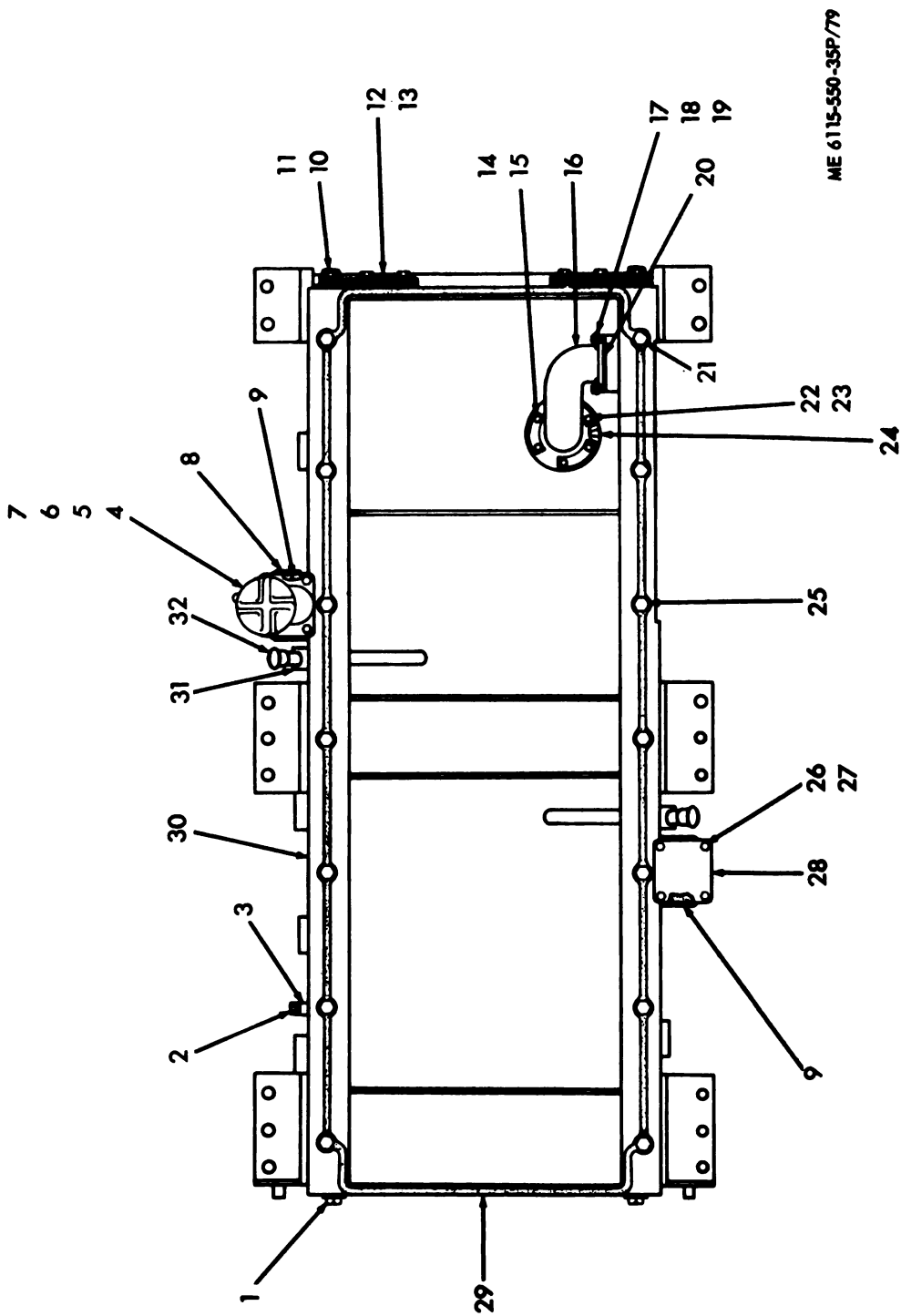
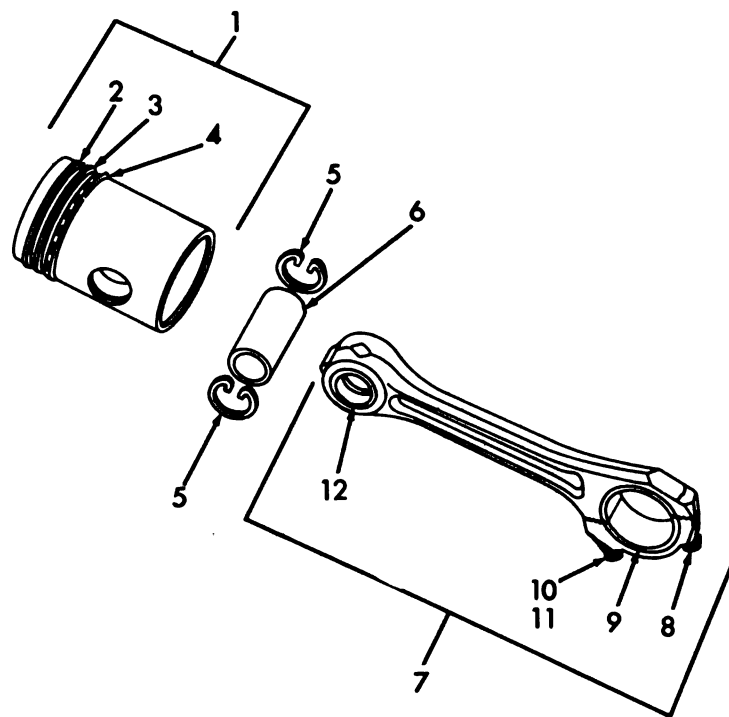


Figure 79. Oil Pan



ME 6115-550-35P/80

Figure 80. Piston and Rods

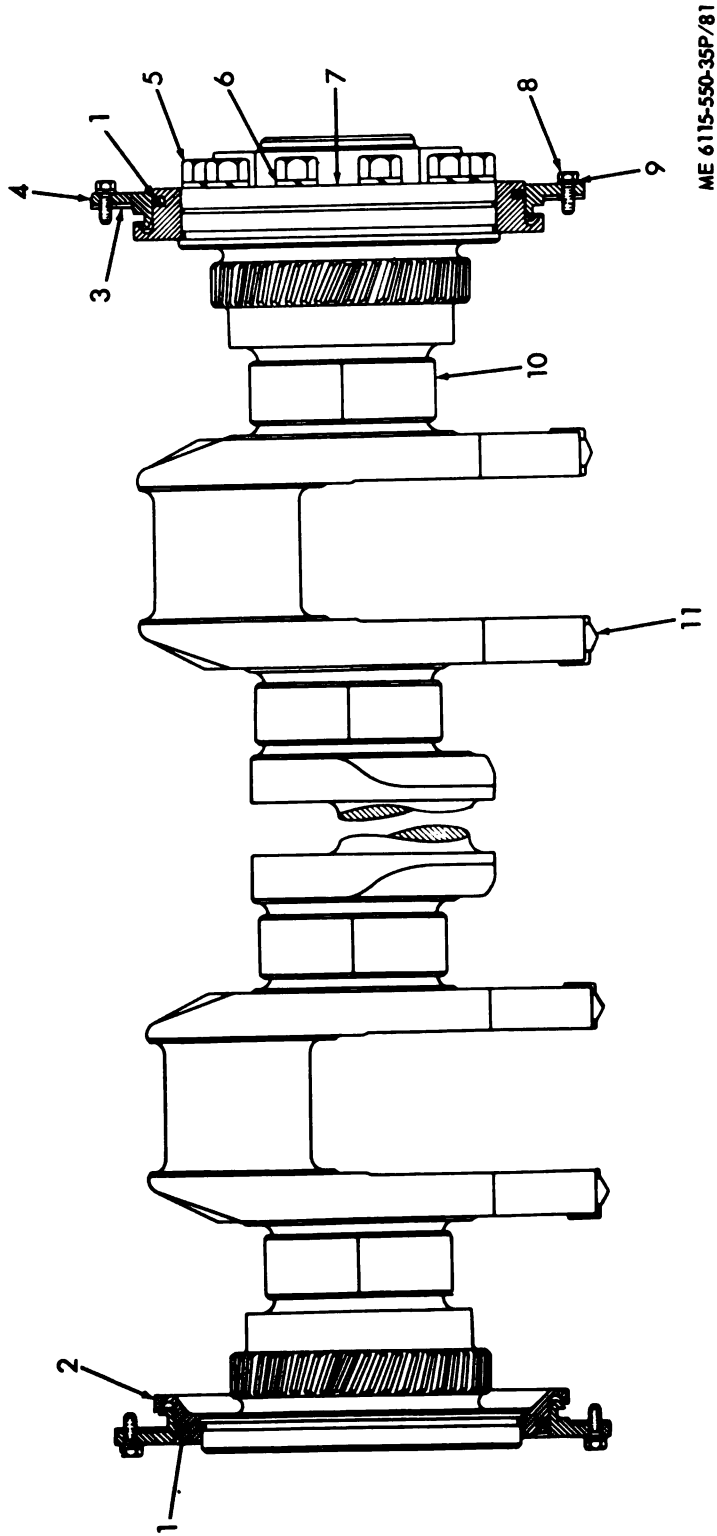
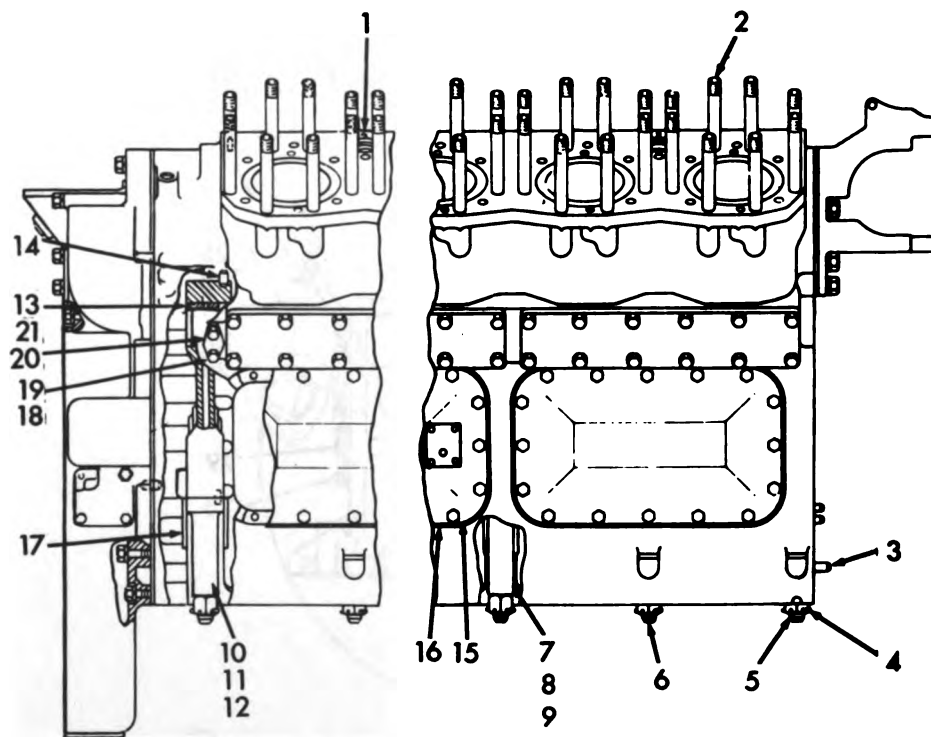
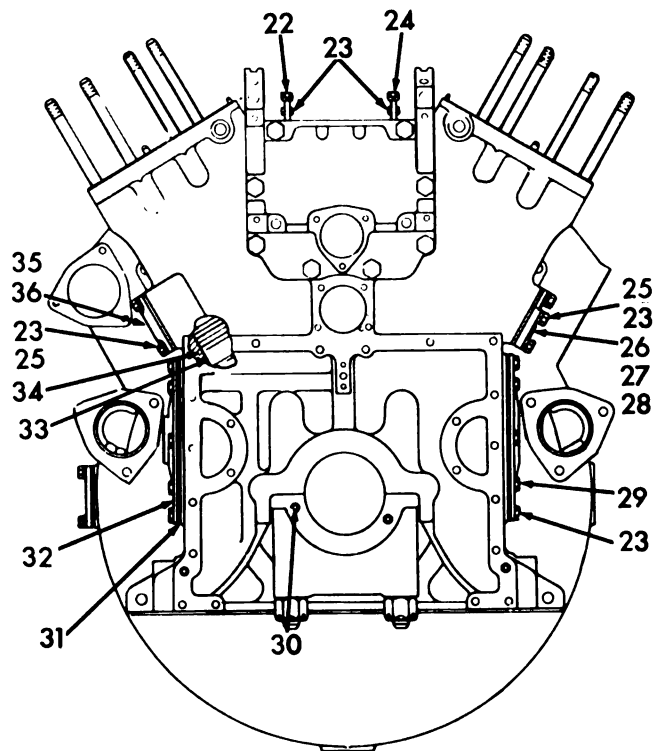


Figure 81. Crankshaft

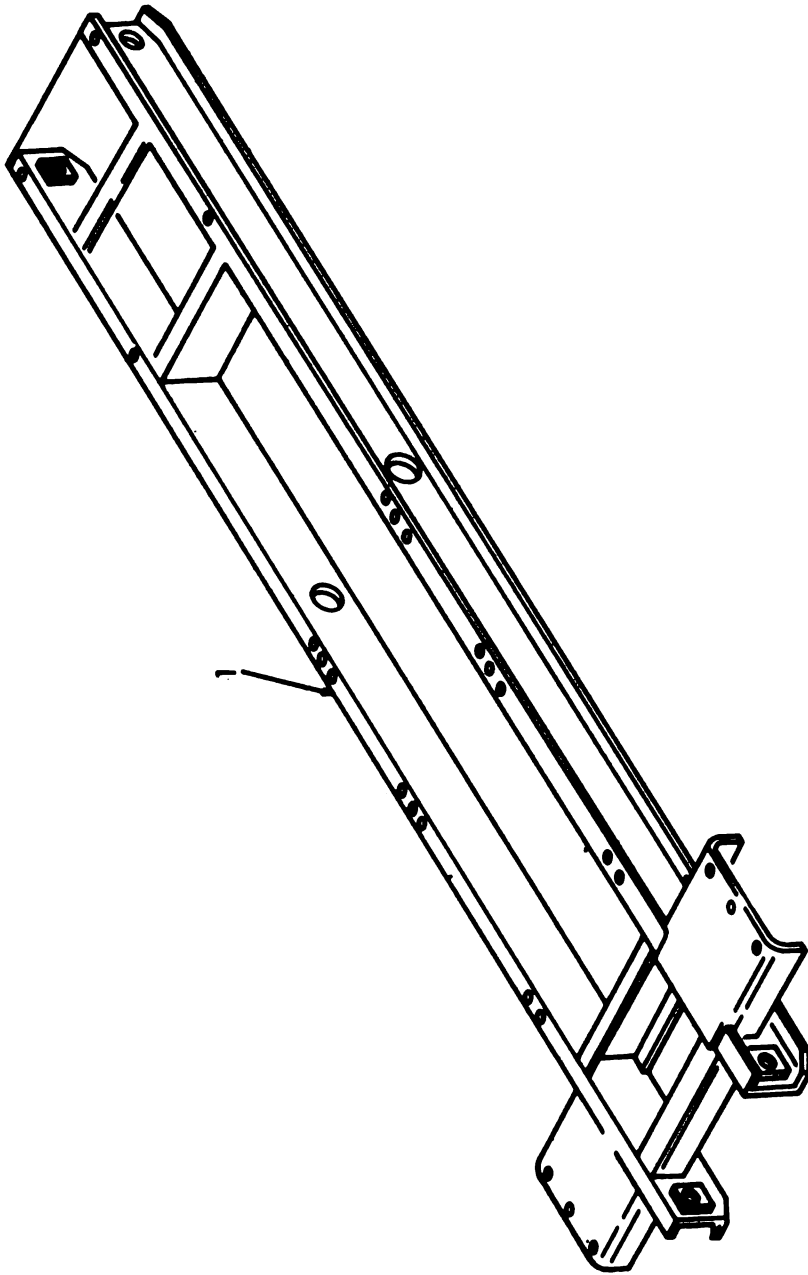


ME 6115-550-35P/82 ①

Figure 82. Cylinder Block and Covers (1)

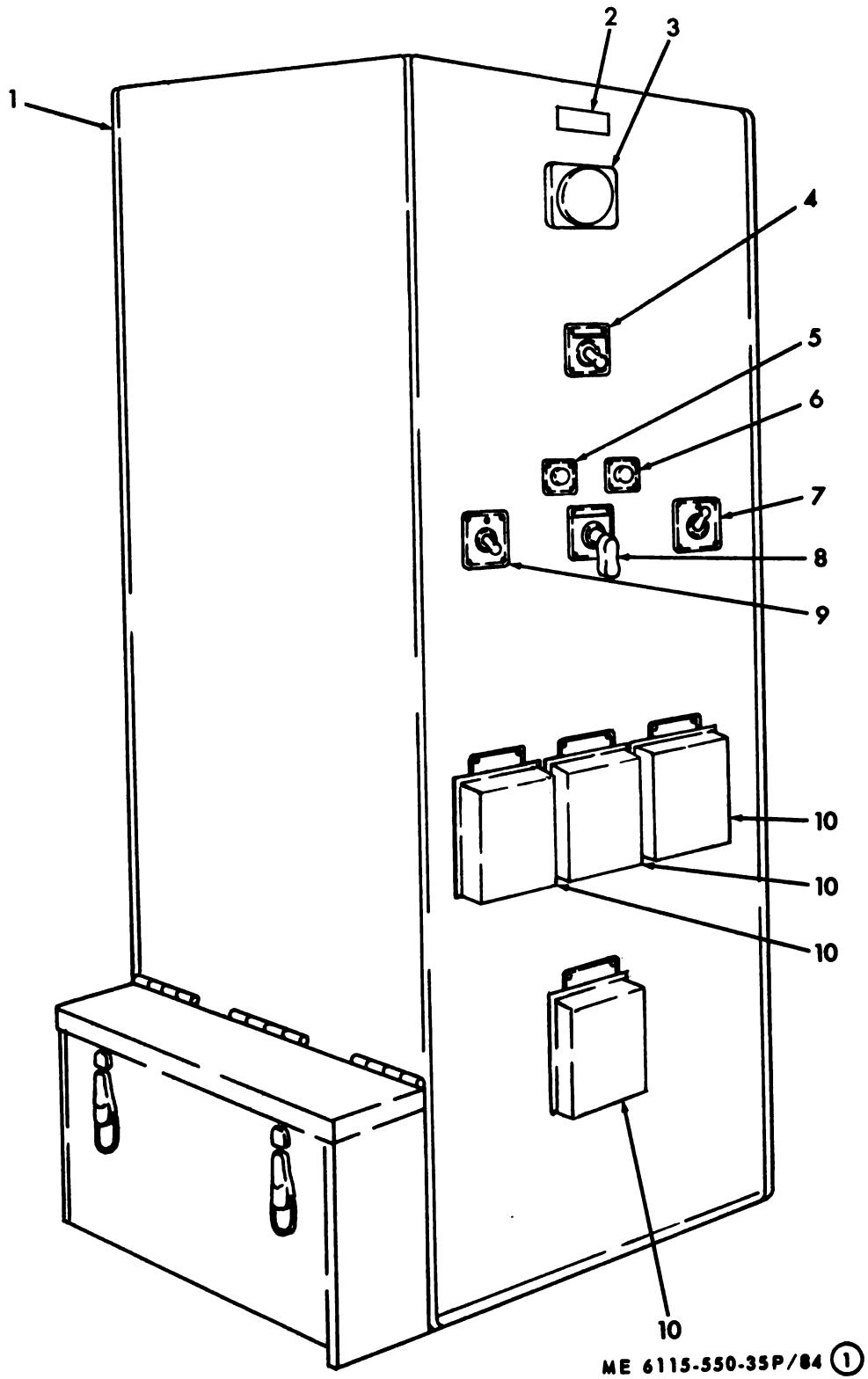


ME 6115-550-35P/82 (2)



ME 6115-550-35P/83

Figure 83. Skid



ME 6115-550-35P/84 ①

Figure 84. Feeder Panel (1)






Figure 84. Feeder Panel (2)

ME 6115-550-35P/84 (2)


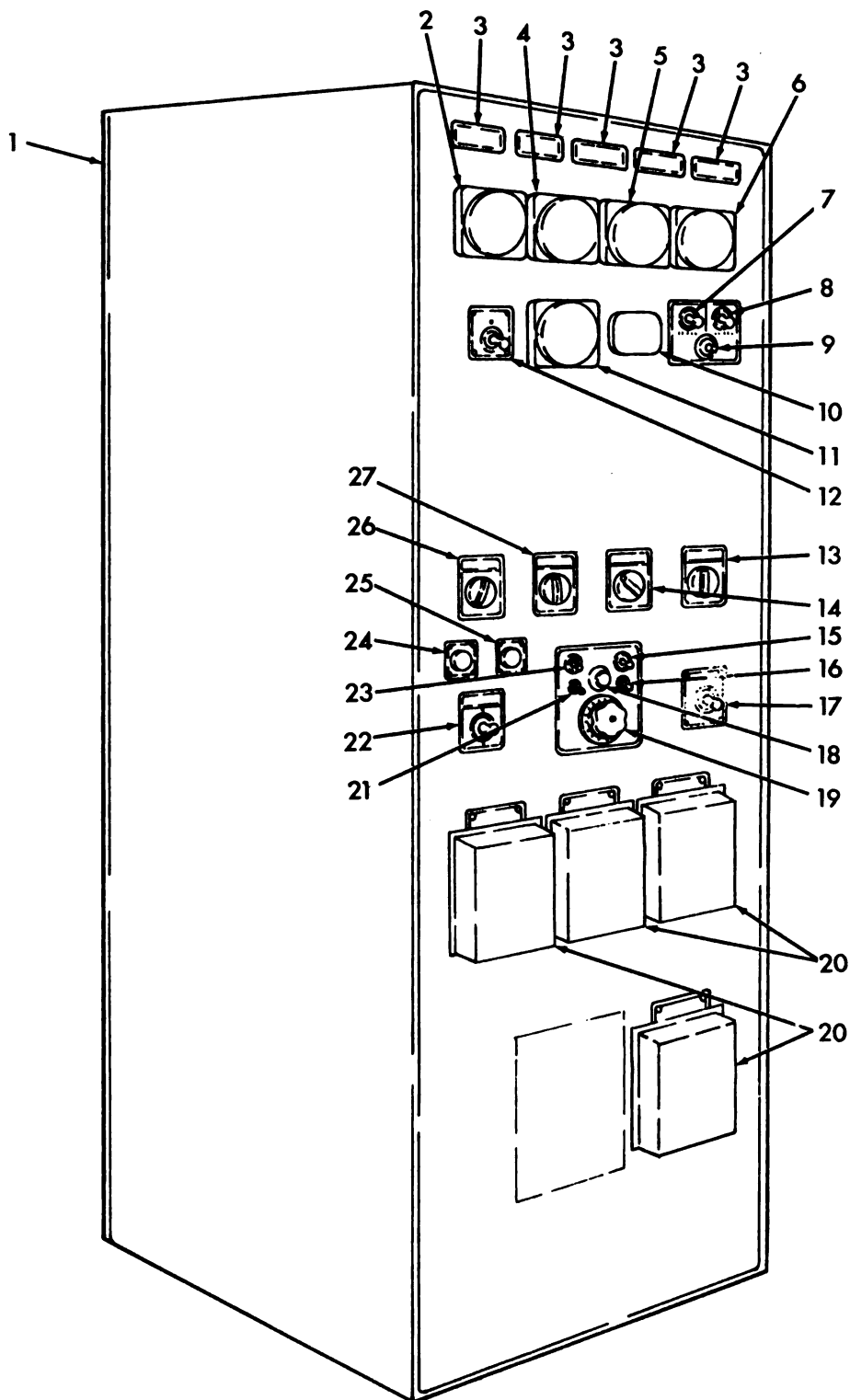


Figure 84. Feeder Panel (3)



ME 6115-550-35P/85 ①

Figure 85. Generator Panel (1)




Figure 85. Generator Panel (2)


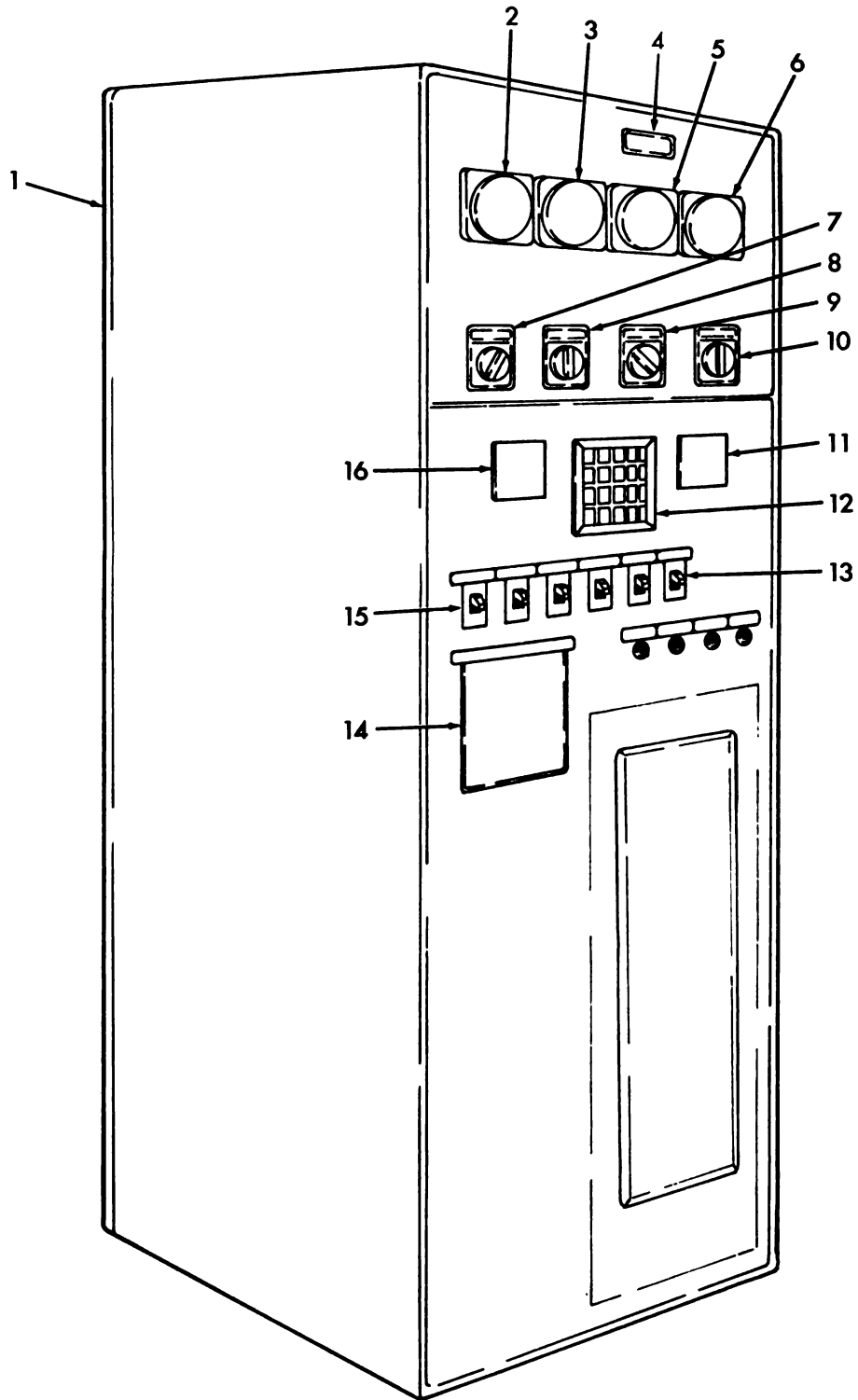


Figure 85. Generator Panel (3)



ME 6115-550-35P/86 ①

Figure 86. Auxiliary Panel (1)




Figure 86. Auxiliary Panel (2)

ME 6115-550-35P/86 2




Figure 86. Auxiliary Panel (3)



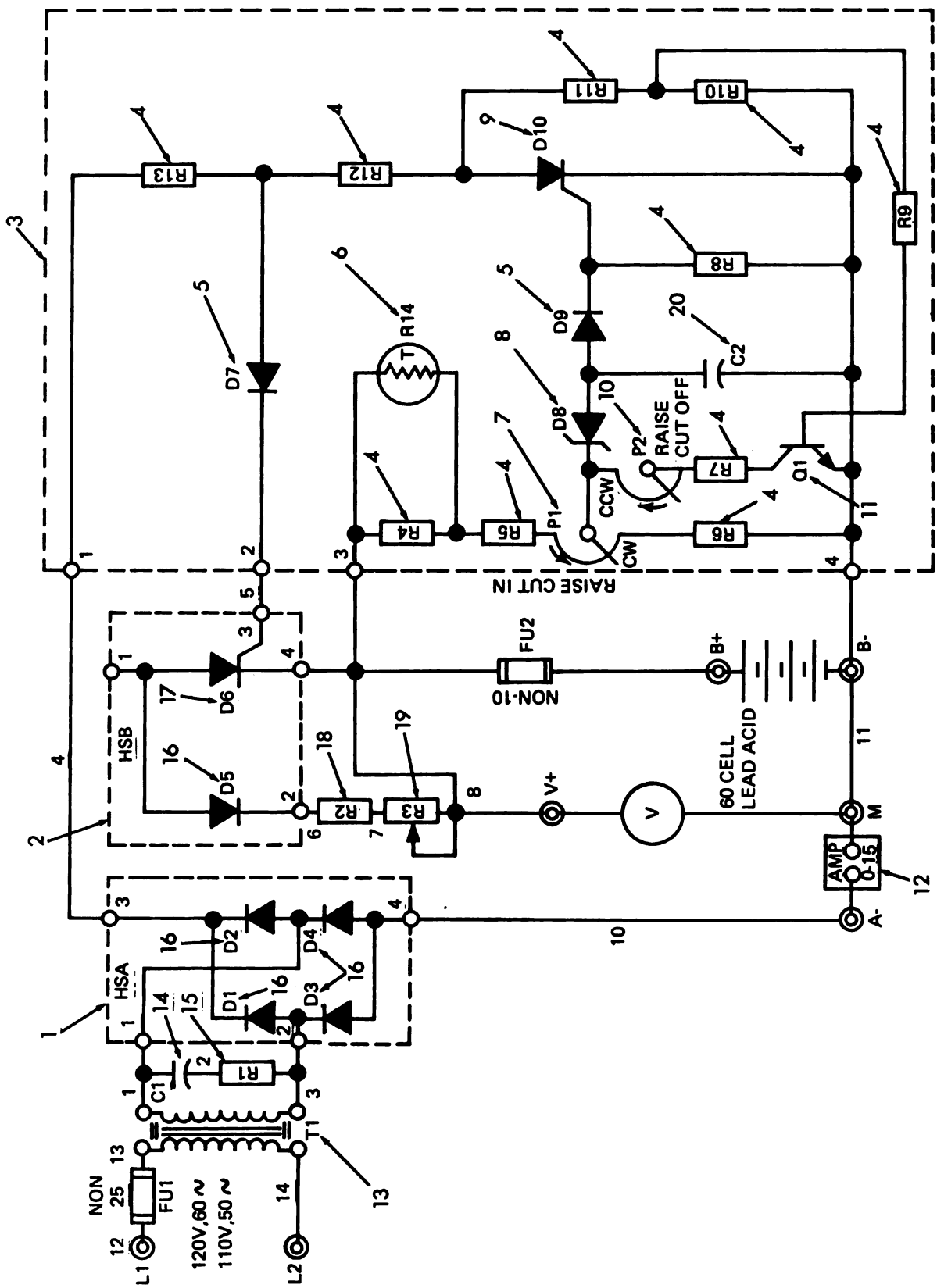
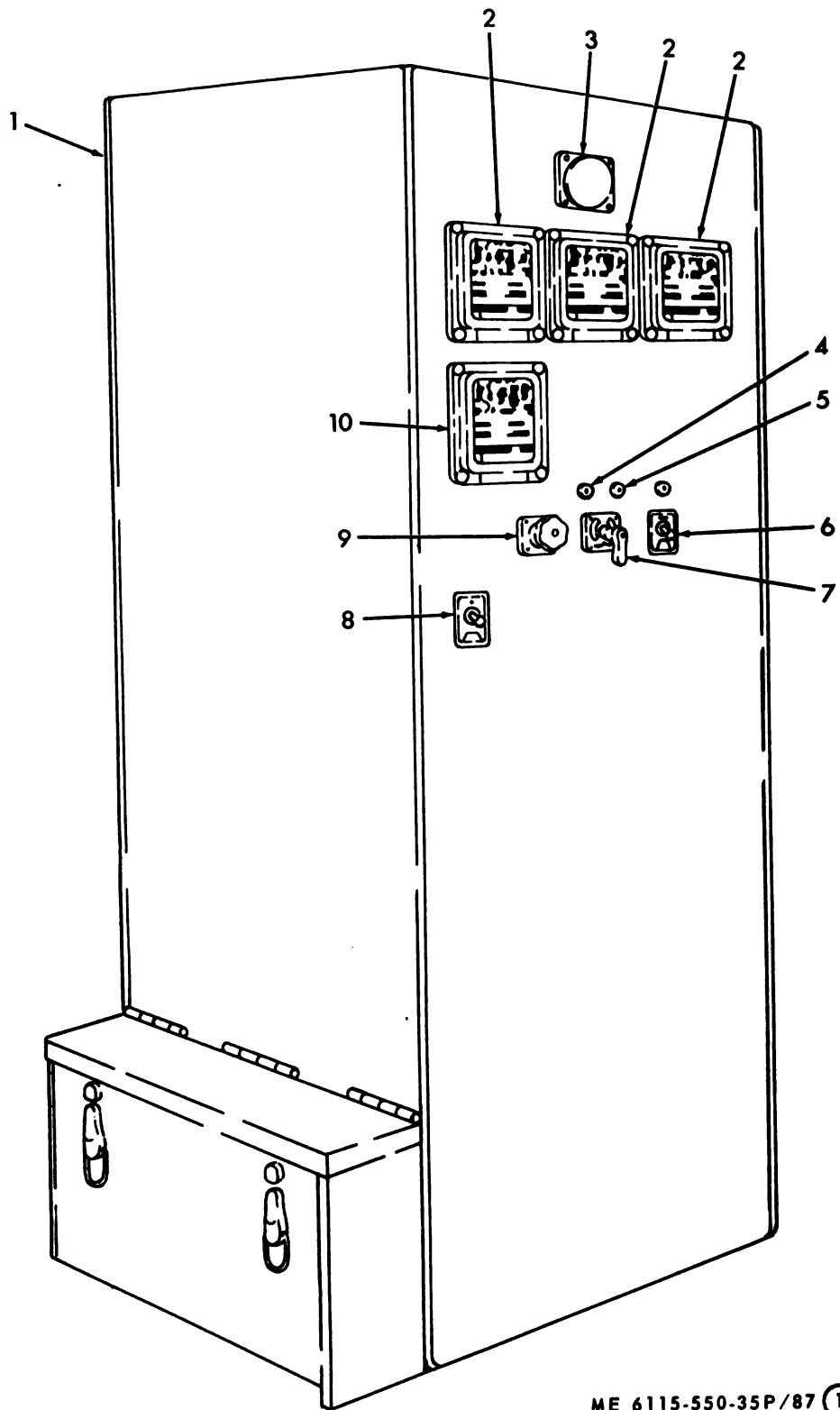


Figure 86. Battery Charger (4)



ME 6115-550-35P/87 ①

Figure 87. Feeder Panel (1)




Figure 87. Feeder Panel (2)


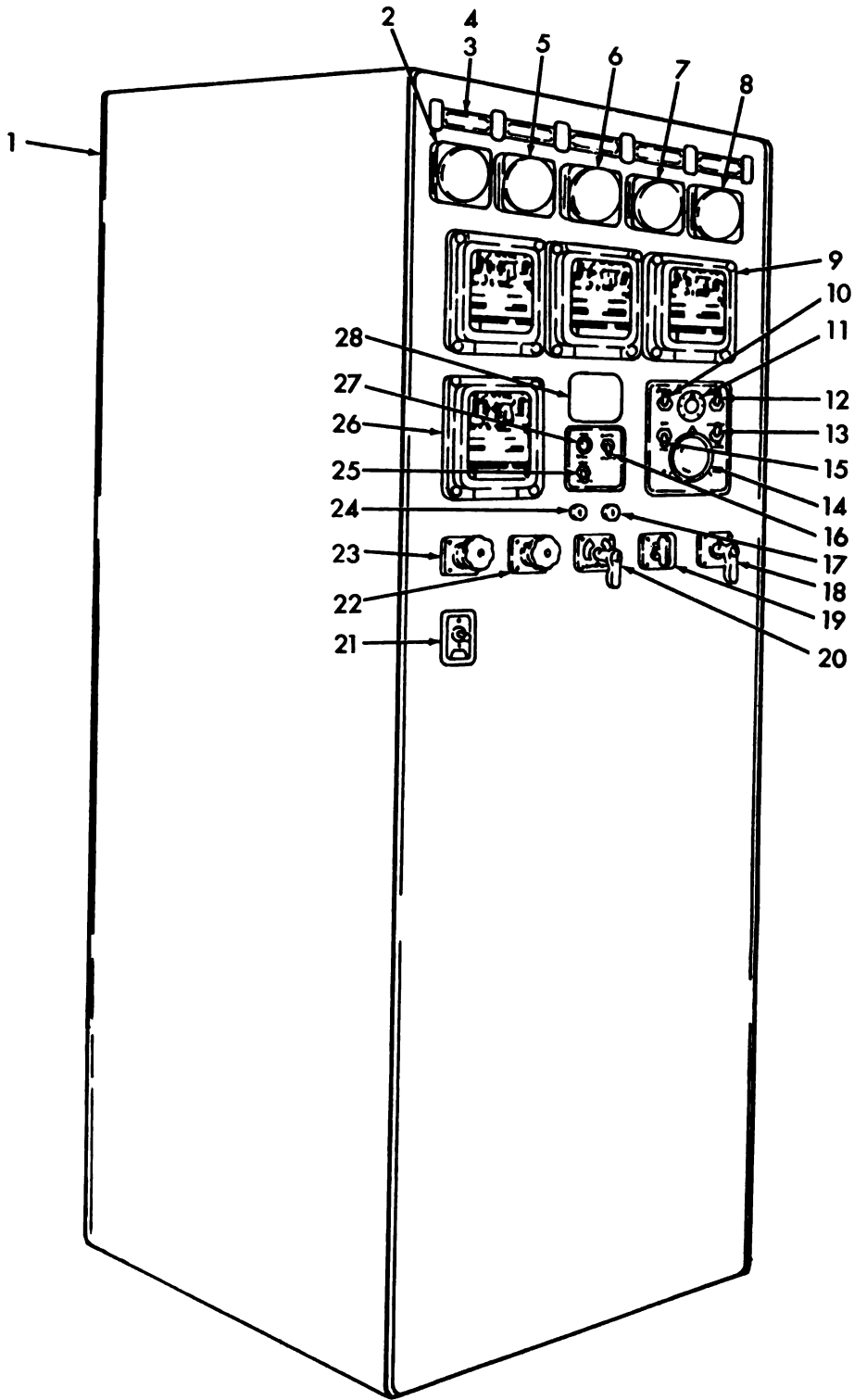


Figure 87. Feeder Panel (3)



ME 6115-550-35P/88 (1)

Figure 88. Generator Panel (1)




Figure 88. Generator Panel (2)

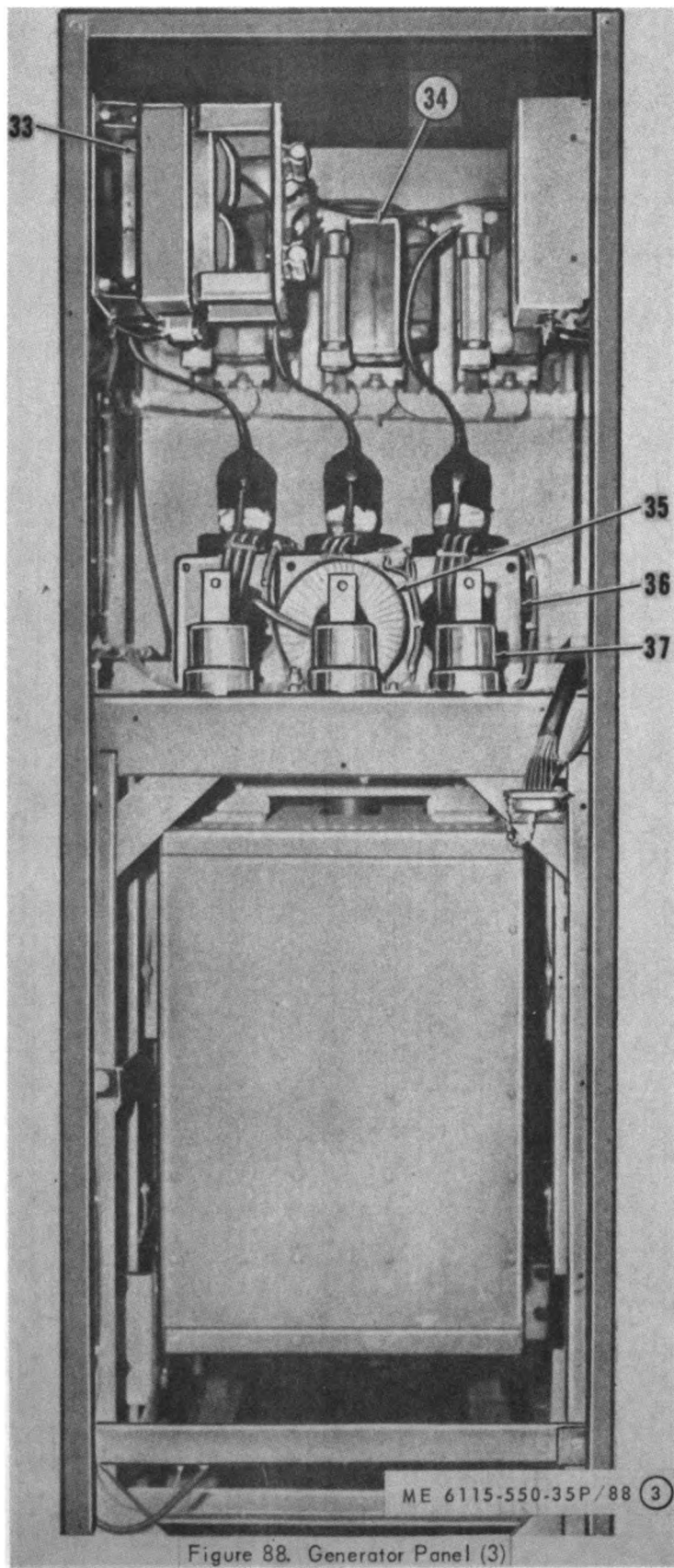
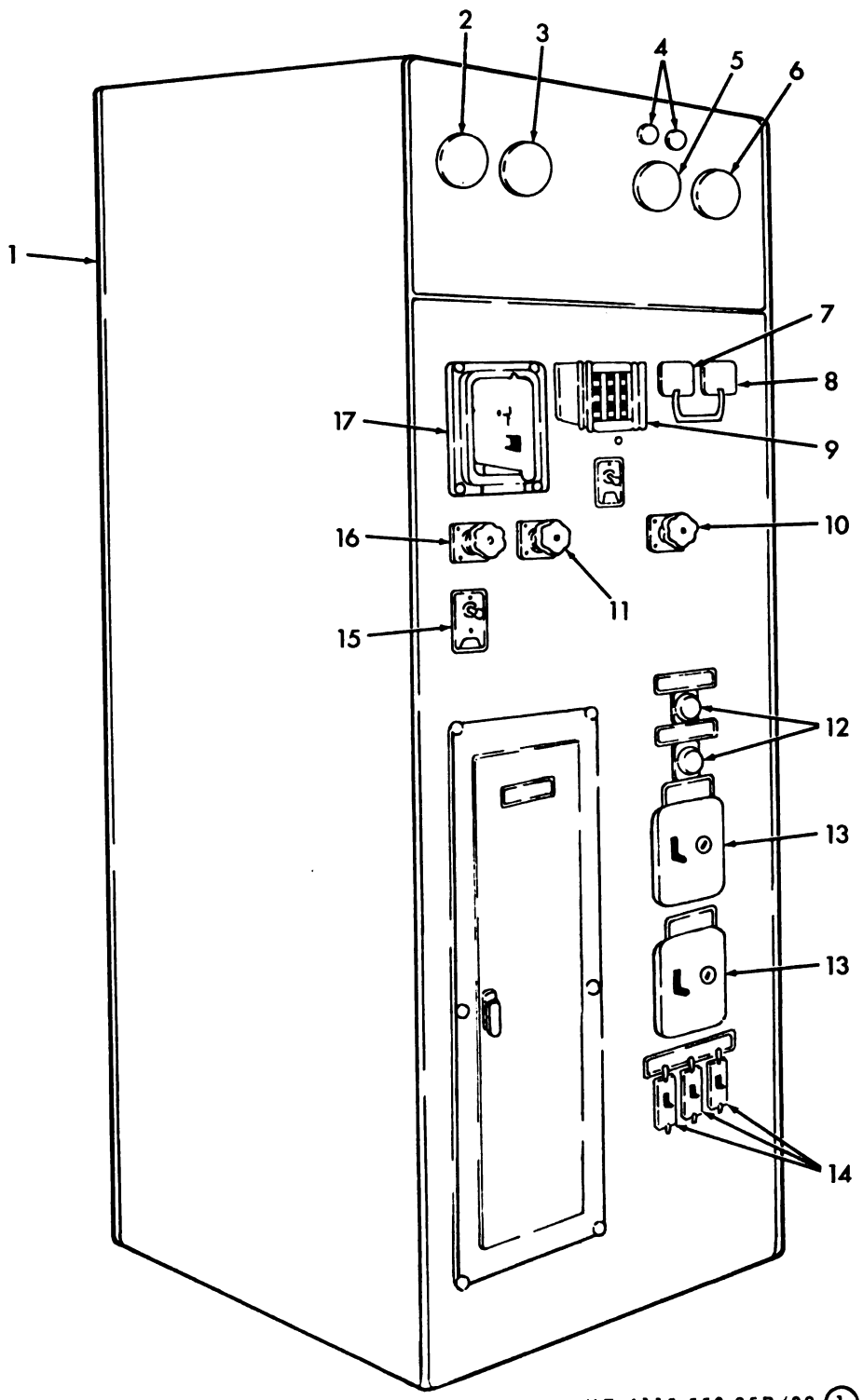


Figure 88. Generator Panel (3)



ME 6115-550-35P/89 ①

Figure 89. Auxiliary Panel (1)






Figure 89. Auxiliary Panel (2)

ME 6115-550-35P/89 (2)


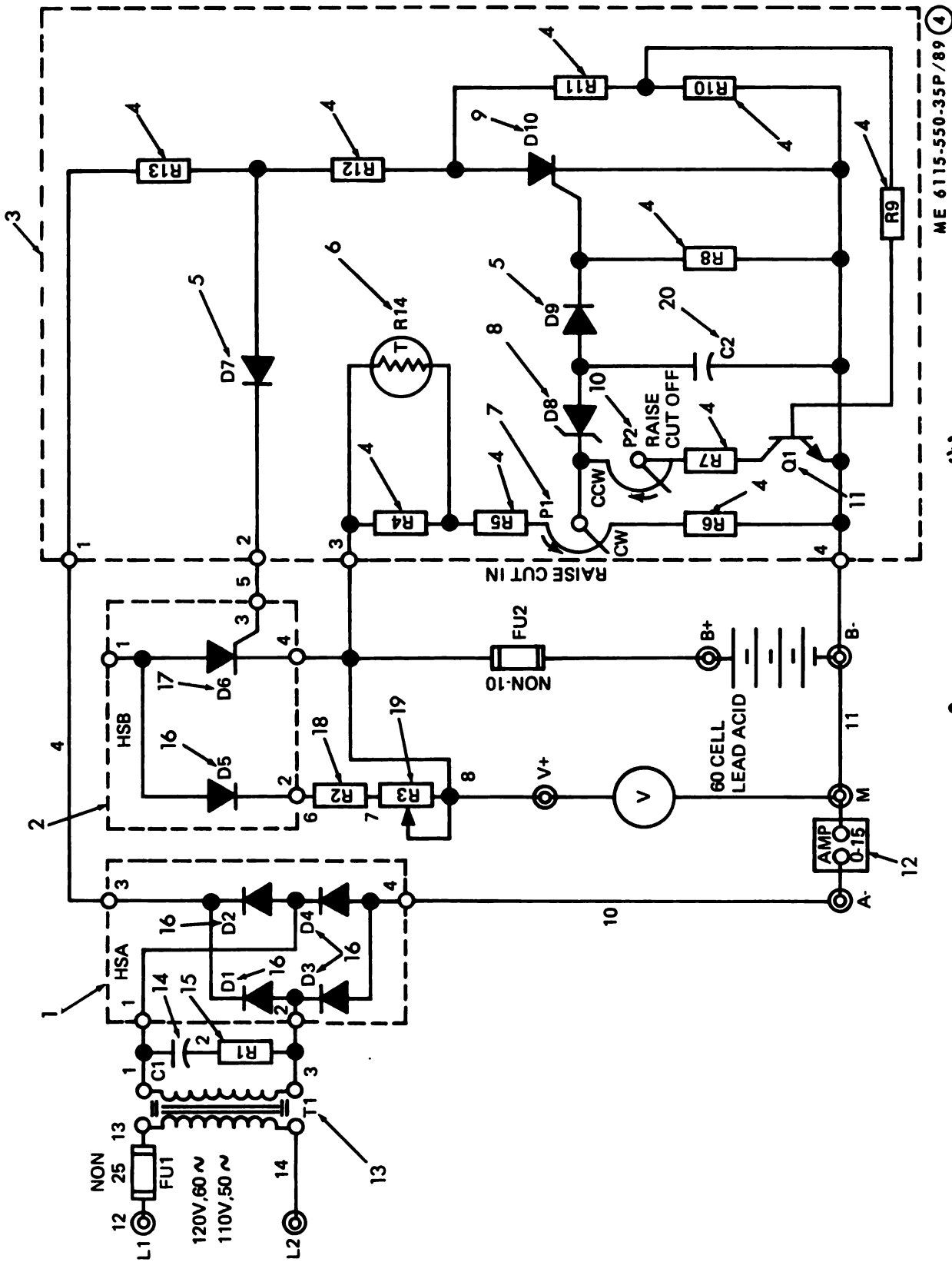


Figure 89. Auxiliary Panel (3)



ME 6115-550-35P/89 (4)

FIGURE 89. AUXILIARY PANEL (4)

**Section IV. INDEX-FEDERAL STOCK NUMBER AND REFERENCE NUMBER  
CROSS-REFERENCE TO FIGURE AND ITEM NUMBER**

<u>Stock Number</u>	<u>Figure No.</u>	<u>Item No.</u>	<u>Stock Number</u>	<u>Figure No.</u>	<u>Item No.</u>
2015-128-9743	37	19	2015-128-9747	38	47
2520-426-3107	76	30	2015-128-9748	38	31
2520-847-4389	50	13	2015-128-9749	38	30
2520-974-7169	38	17	2015-128-9750	38	34
2520-990-2161	41	33	2015-128-9751	38	18
2530-371-3512	60	79	2015-128-9752	38	54
2590-924-3521	46	2	2015-128-9753	38	43
2805-120-4918	12	1	2015-128-9754	37	15
2805-286-7595	12	13	2015-128-9755	37	16
2805-292-1519	5	4	2015-128-9759	38	25
2805-351-6460	5	19	2015-128-9803	38	13
2805-352-8201	23	10	2015-248-3621	76	28
2805-353-7617	15	1	2015-249-3487	76	15
2805-353-7671	13	1	2015-253-7259	75	11
2805-353-7680	12	7	2015-288-2193	76	19
2805-353-7696	6	3		76	19
2805-353-7724	15	5	2015-297-5024	82	16
2805-354-8481	18	10		82	32
2805-356-0798	14	8	2015-298-0501	82	21
2805-356-1055	11	3		82	28
2805-356-1178	15	2	2015-305-8546	75	24
2805-356-1717	14	1	2015-339-3931	44	10
2805-360-7056	14	3	2015-351-6391	79	24
2805-374-3811	15	7	2015-352-5560	79	15
2805-376-4273	15	6	2015-352-7399	79	6
2805-386-3226	15	4	2015-352-8390	75	36
2805-424-3383	13	2	2015-352-8393	75	18
2805-424-3404	12	3	2015-352-8395	75	10
2805-424-3405	14	4	2015-352-8406	75	35
2805-478-8211	11	5	2015-352-8407	75	35
2805-493-3670	14	6	2015-361-5412	55	26
2805-493-4156	12	8	2015-365-2275	76	47
2805-493-4157	12	6	2015-371-3515	60	23
2805-493-4265	13	3	2015-374-1211	82	36
2805-513-9605	12	14	2015-386-2822	60	28
2805-517-9926	15	12	2015-406-6599	70	5
2805-663-4373	11	10	2015-406-6600	49	4
2805-848-4307	13	10	2015-415-5959	18	11
2815-012-0784	34	30	2015-419-8637	41	35
	35	20	2015-419-8659	41	27
2015-103-5616	76	59	2015-419-8660	41	16
2015-103-5617	76	43	2015-419-8661	41	25
2015-122-3948	42	5	2015-423-8384	76	14
2015-122-3949	79	20	2015-423-8767	60	67
2015-122-3950	79	9	2015-424-0391	79	5
2015-122-3951	37	25	2015-445-3816	41	30
	79	13	2015-450-6616	70	42
2015-122-3952	77	7	2015-459-5970	66	13
	81	4	2015-459-5973	70	3
2015-122-9643	79	8	2015-471-0153	66	4
2015-122-9647	42	6	2015-472-1544	76	55
2015-122-9648	39	32	2015-479-8870	66	8
	41	7	2015-479-8872	70	12
	48	19	2015-479-8873	66	14
2015-122-9649	26	28	2015-479-8874	70	45
2015-122-9650	41	21	2015-479-8875	70	45
2015-122-9651	41	11	2015-517-7342	75	40
2015-122-9652	65	3	2015-523-1828	79	23
2015-122-9653	65	9	2015-527-7748	40	20
2015-122-9654	76	16	2015-532-4359	58	69
2015-122-9656	38	10		58	81
	38	24	2015-532-5746	58	15
	38	33	2015-599-0429	76	68
	38	58	2015-599-2951	76	3
	76	33	2015-634-3271	58	46
2015-122-9657	77	28	2015-635-1814	58	67
2015-122-9658	77	3	2015-635-2151	58	47
2015-122-9660	81	1	2015-650-3156	43	2
2015-122-9665	77	8		43	6
	81	3	2015-663-4395	76	37
2015-122-9667	82		2015-695-0465	76	46
2015-122-9668	82	34	2015-707-2480	72	13
2015-122-9670	76	23	2015-713-7058	76	66
2015-122-9671	76	24	2015-714-2337	76	45
2015-122-9677	76	58	2015-714-3705	76	44
2015-124-1019	56	45	2015-715-7481	49	8
2015-125-2535	26	12	2015-715-7482	49	27
2015-126-8247	79	29	2015-715-7492	37	26
2015-128-9740	38	12	2015-715-7799	78	5
2015-128-9741	38	60	2015-715-7912	58	54
2015-128-9742	38	5	2015-724-1255	81	11
2015-128-9746	38	47	2015-725-0544	82	13

**Section IV. INDEX-FEDERAL STOCK NUMBER AND REFERENCE NUMBER  
CROSS-REFERENCE TO FIGURE AND ITEM NUMBER**

<u>Stock Number</u>	<u>Figure No.</u>	<u>Item No.</u>	<u>Stock Number</u>	<u>Figure No.</u>	<u>Item No.</u>
2815-725-0545	80	7	2910-493-7298	58	27
2815-725-0572	58	45	2910-493-7300	34	48
2815-728-7310	41		2910-493-7301	34	7
2815-755-6886	49	30		43	1
2815-755-6887	49	1	2910-493-7302	43	15
2815-755-6894	49	7	2910-493-7303	43	14
2815-755-6900	78	1	2910-613-2132	59	22
2815-755-6909	77	4	2910-661-6593	40	25
2815-755-6910	78	6	2910-689-5668	40	
2815-764-5559	38	29	2910-778-8648	10	3
2815-764-5598	38	28	2910-819-4276	34	27
2815-786-6790	58	59	2910-836-3788	60	10
2815-802-2013	76	17	2910-836-3795	60	89
2815-828-6997	82	33	2910-836-3819	59	29
2815-850-3834	67	26	2910-836-3827	59	18
2815-860-7120	75	13	2910-858-8171	67	30
2815-861-8092	76	40		67	37
2815-861-8093	76	9	2910-862-6861	40	8
2815-869-3100	63	6	2910-870-6124	40	9
2815-871-0770	63	4	2910-920-8213	54	9
2815-885-9020	76	17	2910-936-5309	58	
2815-885-9022	76	61	2910-936-5310	34	37
2815-885-9032	76	62	2910-936-5355	44	3
2815-897-2356	76	18	2910-960-8170	54	1
2815-925-2357	44	1	2910-976-9111	34	31
2815-928-3531	76	49		35	21
2815-931-8048	67	6	2910-978-9499	59	1
2815-951-6881	80	12	2910-999-3695	59	5
2815-951-7556	80	6	2920-064-7811	8	2
2815-951-8235	76	57	2920-118-5328	85	29
2815-978-9564	76	65	2920-202-2485	8	3
2815-978-9565	76	71	2920-353-7730	8	5
2815-979-4447	49	18	2920-374-3777	8	1
2815-979-4470	36	5	2920-886-5429	55	11
2815-979-4476	49	13	2920-996-7169	75	
2815-979-4481	77	29	2930-099-0912	33	17
2815-979-4511	70	44	2930-141-9303	31	3
2815-979-4514	61	45	2930-352-8085	76	63
2815-979-4516	81	10	2930-352-8427	39	19
2815-979-4545	47	10		39	23
2815-979-4550	80	9	2930-363-9350	39	29
2815-979-4563	65	4	2930-363-9439	54	22
2815-979-4813	65	10	2930-365-2152	40	15
2815-979-4874	65	11		59	34
2815-979-4884	40	32		76	35
2815-979-4908	49	26	2930-478-8794	39	24
2815-979-5052	82	9	2930-478-8801	39	21
	82	12	2930-478-8805	39	28
2815-979-5054	41	26	2930-478-8816	31	
2815-979-5094	59	21	2930-590-1064	76	69
2815-979-5233	82	8	2930-593-1186	62	8
	82	11	2930-843-3690	33	1
2815-979-5267	41	31	2930-843-3854	33	24
2815-987-4888	59	17	2930-843-3894	39	
2815-989-3295	67	3	2930-843-3951	31	7
2815-990-5599	76	56	2930-843-4816	39	17
2815-994-7386	76	67	2930-936-5292	33	20
2815-997-9752	70	43	2930-976-8985	39	20
2851-125-3303	80	1	2930-976-8988	61	47
2895-321-9473	75	37	2930-976-9009	39	10
2895-321-9474	75	33	2930-976-9143	38	44
2895-352-8405	75	35		38	51
2895-470-6675	22	4	2930-976-9157	61	50
2910-221-0221	5	22	2930-976-9164	61	4
2910-251-0493	40	19	2930-997-6089	60	51
2910-269-7125	3	3	2930-999-7527	41	29
2910-321-9489	34	46	2940-128-9762	35	4
2910-333-5032	54	3	2940-128-9763	35	18
2910-356-0715	74	10	2940-128-9764	35	16
2910-362-8071	34	45	2940-128-9765	35	15
2910-362-8099	40	30	2940-130-5145	38	42
2910-363-6267	59	9		38	50
2910-370-9179	4	2	2940-239-4892	35	12
2910-415-6229	58	71	2940-423-9497	38	36
2910-424-0053	59	8	2940-478-8381	51	5
2910-424-3368	5	3	2940-481-3645	51	16
2910-470-7126	40	27	2940-481-3646	51	13
2910-478-8373	24	15	2940-481-3647	51	15
2910-478-8374	59		2940-481-9435	75	6
2910-478-8659	56	20	2940-599-2938	60	70
2910-489-2481	24	9		76	48
2910-493-2911	34	9	2940-843-3864	51	6

**Section IV. INDEX-FEDERAL STOCK NUMBER AND REFERENCE NUMBER  
CROSS-REFERENCE TO FIGURE AND ITEM NUMBER**

<u>STOCK NUMBER</u>	<u>FIGURE No.</u>	<u>ITEM No.</u>	<u>STOCK NUMBER</u>	<u>FIGURE No.</u>	<u>ITEM No.</u>
2940-847-5366	5	8	2990-847-1168	74	7
2940-870-4347	38	16	2990-858-6201	60	37
2940-976-9013	35	17	2990-858-6206	67	20
2940-976-9043	35	9		67	40
2950-086-1775	67	15	2990-863-7421	58	66
2950-086-1794	67	41	2990-863-7423	58	17
2950-118-1226	67	42	2990-863-7425	58	83
2950-118-4975	71	33	2990-884-9409	58	38
2950-118-4976	71	32	2990-969-2312	55	28
2950-118-4977	71		2990-970-7553	67	19
2950-118-4982	71	8	2990-970-7558	67	23
2950-118-4983	50	12	3010-450-9095	28	15
2950-118-4993	62	5	3020-406-4538	40	12
	68	12	3020-406-4539	40	11
2950-118-4994	68	7	3020-466-1947	60	72
2950-118-4997	67	34	3020-470-6331	56	43
2950-118-4998	67	29	3030-227-6671	12	12
2950-118-5002	68	9	3030-470-1284	33	10
2950-118-5006	68	5	3040-401-9366	58	13
2950-118-5009	68	10	3040-493-2705	58	18
2950-118-5012	68	6	3040-493-2706	33	13
2950-118-5013	68	8	3110-100-0731	17	46
2950-118-8527	69	8	3110-100-6155	17	23
2950-118-8528	69	10	3110-120-4165	75	23
2950-118-8529	69	9	3110-151-8334	55	85
2950-118-8530	69	5	3110-151-9393	56	26
2950-118-8531	68	10		60	9
2950-118-8532	69	4	3110-155-6204	12	15
2950-118-8535	67	25	3110-156-3540	75	14
	67	28	3110-156-7707	55	49
2950-122-9602	71	14	3110-198-1085	56	25
2950-122-9604	71	34	3110-198-2944	75	32
2950-690-7124	67		3110-275-0199	28	3
2950-690-7126	50	19	3110-277-0337	60	7
2950-920-8227	67	31	3110-459-8494	48	4
	67	36	3110-459-8496	48	20
2990-449-7121	63		3110-554-6130	55	86
2990-087-2704	67	27	3110-620-0363	75	38
2990-128-9766	77	26	3110-652-1471	55	91
2990-128-9769	75		3120-021-4055	46	18
2990-128-9770	75	12	3120-288-0970	58	33
2990-128-9771	75	28	3120-296-8106	57	6
2990-200-2169	55	168	3120-296-8107	57	7
2990-249-3497	58	58	3120-352-8234	40	31
2990-288-4728	6	2	3120-360-4072	16	13
2990-291-6364	55	104		16	21
2990-294-2434	6	1	3120-363-8930	59	26
2990-298-5828	55	51	3120-466-2007	63	16
2990-321-3051	55	128	3120-661-7956	75	3
2990-351-6937	10	4	3120-662-2103	55	6
2990-361-5425	55	108	3120-837-7814	39	25
2990-362-4307	55	55		48	6
2990-364-8307	55	127	3120-881-9433	60	11
2990-371-4930	9	5	3120-881-9440	60	8
2990-374-1440	75	47	3120-881-9454	60	3
2990-414-2487	55	134	3120-883-1466	58	16
2990-424-3393	9	4	3120-893-6039	24	
2990-442-9739	69	12	3120-939-6689	46	17
2990-450-6566	62		3120-979-5580	59	23
2990-478-8268	72	15	3805-423-9668	77	25
2990-478-8339	72	16	3810-426-2941	79	25
2990-478-8342	56	40	3830-586-5103	60	36
2990-478-8382	63	15	3830-599-0936	34	29
2990-478-8815	30	2		37	18
2990-481-3648	60	12	3830-708-5759	74	11
2990-481-3649	60	63	3830-862-1140	46	20
2990-481-3650	60	52	4310-025-6330	17	17
2990-493-4250	10	6	4310-078-2551	17	2
2990-499-7126	63	5	4310-148-4454	16	31
2990-513-1594	55	146		16	58
2990-689-5660	72	6	4310-148-5511	16	40
2990-707-0830	74	2		16	41
2990-708-3802	23	9	4310-173-5407	18	12
2990-708-3834	75	29	4310-226-1089	18	2
2990-709-2837	5		4310-226-1090	18	27
2990-710-9581	75	46	4310-354-8483	18	9
2990-713-8637	39	27	4310-360-4059	18	15
	48	7	4310-360-4064	16	6
2990-764-4585	75	8	4310-360-4066	16	15
2990-786-6795	72		4310-363-0308	18	8
2990-836-3873	74	1	4310-375-2655	18	14
2990-847-1168	73	14	4310-413-2877	18	16

**Section IV. INDEX-FEDERAL STOCK NUMBER AND REFERENCE NUMBER  
CROSS-REFERENCE TO FIGURE AND ITEM NUMBER**

<u>Stock Number</u>	<u>Figure No.</u>	<u>Item No.</u>	<u>Stock Number</u>	<u>Figure No.</u>	<u>Item No.</u>
4310-424-5815	17	13	4730-256-4305	58	7
4310-450-9346	16	10	4730-257-5028	25	6
4310-459-5960	16	42		26	15
4310-459-5961	16	41	4730-263-3122	35	19
4310-459-5964	16	18		70	33
4310-459-5968	20			77	27
4310-491-0066	16	7	4730-263-3124	24	5
4310-550-7481	17	33	4730-278-0018	26	27
4310-597-1167	17	22	4730-278-0189	25	5
4310-609-9284	18	13		26	22
4310-769-1896	17	10	4730-278-0193	43	5
	17	10	4730-278-3410	23	5
4310-820-8811	16	17	4730-278-4237	26	17
4310-821-8003	18	5	4730-278-4596	61	13
4310-824-0384	16	9		70	30
4310-852-3707	17	11	4730-278-6021	26	5
4310-871-1655	18	23	4730-287-1611	26	13
	18	30	4730-287-3279	37	29
4310-871-1673	18	19		50	18
4310-885-7842	17	36		60	57
	17	36		66	10
4310-895-5054	17	3	4730-288-7108	26	20
4310-895-7794	17	47	4730-288-9923	34	13
4310-895-7795	17	28	4730-289-1242	58	34
4310-895-7797	17	44		60	50
4310-895-7800	18	26	4730-289-4124	34	1
4310-895-7835	17	38	4730-363-9320	54	8
4310-896-0626	17	43	4730-367-5013	76	54
4310-896-0627	17	15	4730-374-8138	34	5
4310-896-0628	17	45	4730-401-8167	50	6
4310-980-5597	16	23	4730-406-6575	61	14
4310-980-5599	17	9	4730-423-8887	70	7
4310-980-5601	17	1	4730-470-9861	34	10
4310-980-5615	17	48	4730-471-0133	50	2
4510-493-1854	24	12	4730-471-0147	61	27
4710-493-2913	48	23	4730-493-1928	61	44
4710-493-2914	49	12	4730-493-1929	48	24
4720-403-0824	61	20	4730-541-6568	58	19
4720-406-6659	25	1	4730-580-8682	26	10
4730-011-3176	37	27	4730-618-5440	35	3
	38	19		79	2
	61	51	4730-722-1052	23	11
4730-052-6325	26	8	4730-780-9312	26	2
4730-117-0056	34	3	4730-846-2641	61	30
	43	3	4730-846-2653	50	4
4730-121-0237	61	33	4730-871-1288	62	6
	70	32	4730-871-1761	16	4
4730-122-3969	37	30	4730-882-8621	60	58
	69	24		71	4
	82	26	4730-913-3954	26	14
4730-125-7881	73	13	4730-924-7886	51	17
4730-125-7882	73	9		60	56
4730-125-7883	75	25	4730-931-8537	61	32
4730-126-8241	23	7		70	31
	73	8	4730-936-3138	61	41
4730-126-8243	73	10	4730-936-3143	61	3
4730-126-8246	38	9	4730-936-3144	61	46
4730-128-0162	37	28	4730-945-6849	26	23
4730-128-0182	73	5	4730-990-0309	23	6
4730-128-7216	38	57		23	8
4730-128-7218	74	3	4820-196-1615	23	4
4730-128-9745	61	52	4820-224-7482	72	5
4730-132-0497	38	21	4820-489-2169	72	3
4730-132-0498	37	17	4820-780-8369	26	7
4730-187-7597	34	11	4820-871-1799	16	16
4730-187-7598	25	7	4930-128-9767	73	7
4730-192-9451	23	2	5305-011-7285	11	13
4730-193-7080	26	3	5305-013-3634	75	1
4730-196-1472	24	14	5305-017-9841	12	4
4730-196-1505	26	6	5305-260-4505	41	1
	26	29		69	16
4730-196-1551	26	9		82	22
4730-196-1556	26	18	5305-260-4506	71	23
4730-196-1557	26	21	5305-261-1891	50	10
4730-203-2866	62	1	5305-273-9308	61	24
	62	3		82	29
4730-203-3480	34	14	5305-292-4965	70	22
4730-222-1839	34	12		74	4
4730-248-9354	25	2	5305-352-7292	76	5
	26	1	5305-354-8459	18	6
4730-249-2033	26	19	5305-423-9003	34	38
4730-256-4305	43	11		38	14

**Section IV . INDEX-FEDERAL STOCK NUMBER AND REFERENCE NUMBER  
CROSS-REFERENCE TO FIGURE AND ITEM NUMBER**

<u>Stock Number</u>	<u>FIGURE No.</u>	<u>ITEM No.</u>	<u>Stock Number</u>	<u>FIGURE No.</u>	<u>ITEM No.</u>
5305-423-9003	39	22	5306-263-7301	59	11
	42	1		60	69
	54	39		71	21
	60	49		76	7
	61	42		78	2
5305-429-2297	19	19		79	10
	34	43		82	18
	39	1	5306-263-7675	30	4
	39	18	5306-263-7700	24	3
	45	5	5306-263-8951	45	9
	48	11		56	49
	60	53	5306-263-8978	37	5
	64	3		69	6
	70	28		73	11
5305-567-2953	40	23	5306-272-1804	49	14
	47	4	5306-272-4223	49	2
5305-708-3823	46	12	5306-272-4230	71	26
5305-724-5911	36	3	5306-273-6357	37	1
	75		5306-285-1368	38	37
5305-724-7220	33	25		58	9
5305-874-9807	17	18		64	4
5306-010-0121	12	10	5306-423-4775	18	21
	13	5		18	28
	23	18	5306-423-8069	29	4
5306-010-9216	73	4	5306-423-8117	37	13
5306-125-7895	77	19		40	1
5306-163-7301	28	18		40	3
5306-195-5682	33	14		70	40
5306-206-4387	33	21		74	6
	49	5	5306-423-8194	37	9
	53	6		37	11
	66	1		38	1
	78	10		38	6
5306-206-9533	81	5		38	22
5306-216-4506	70	16		38	26
5306-226-4826	60	17		38	55
	60	66		39	3
	75	26		40	14
5306-226-4828	54	27		41	3
	75	45		43	19
5306-240-0795	58	35		48	1
5306-240-0797	40	5		51	1
	71	10		54	25
	71	37		60	48
5306-240-0799	54	29		61	1
	56	1		61	16
	75	43		65	7
5306-260-4506	38	41		67	1
	60	86		79	17
	61	37	5306-423-8357	49	16
	63	18		54	12
	64	1	5306-423-8407	45	10
	67	4	5306-423-8784	54	46
	68	1	5306-423-9003	60	64
	70	11		60	75
5306-260-4508	25	8	5306-423-9201	70	19
	33	2	5306-424-0351	33	18
	33	6	5306-425-0469	26	26
	34	32	5306-425-0604	23	13
	41	18	5306-426-2922	35	5
	45	8	5306-426-2932	61	48
	48	9	5306-426-2934	49	24
	49	19	5306-426-2974	70	1
	51	10		76	29
	59	3	5306-426-3150	77	9
	60	42	5306-426-3315	53	3
	61	21		57	1
	69	1	5306-426-4621	36	1
	71	5		77	15
	73	15	5306-637-4956	34	16
	74	8		37	22
	77	5		38	49
	81	8		39	5
	82	24		41	32
5306-261-1153	44	5		51	7
	45	1		56	13
	54	16		60	45
5306-263-7298	59	6		61	5
5306-263-7301	41	8		61	9
	52	1		61	34
	58	4		65	5
	58	31		66	6



**Section IV . INDEX-FEDERAL STOCK NUMBER AND REFERENCE NUMBER  
CROSS-REFERENCE TO FIGURE AND ITEM NUMBER**

<u>Stock Number</u>	<u>Figure No.</u>	<u>Item No.</u>	<u>Stock Number</u>	<u>Figure No.</u>	<u>Item No.</u>
5306-637-4956	66	11	5310-404-2519	28	19
	71	1	5310-423-8150	60	77
	71	30	5310-450-6606	49	3
	79	26	5310-479-0592	54	17
	82	25	5310-514-6841	34	20
5306-698-2150	38	35		36	2
5306-710-9547	77	23		69	15
5306-719-4798	16	11		77	10
5306-809-7134	37	20		77	16
5306-814-6597	60	82		77	24
5306-814-8960	37	8	5310-514-6845	41	13
	47	1		41	15
	77	17		48	17
5306-874-4001	49	31	5310-514-6849	24	8
	78	8		24	11
5307-237-8130	82	2		26	25
5307-249-4424	76	12		33	3
5310-010-3320	12	9		33	7
	13	8		34	17
	45	11		34	33
	49	15		34	39
	53	2		34	42
	54	13		35	2
	56	2		37	10
	57	2		37	12
	58	36		37	23
	59	7		38	2
	60	83		38	7
	75	27		38	15
5310-010-3323	23	17		38	23
	33	15		38	27
	35	6		38	39
	37	2		38	56
	37	4		39	2
	37	7		39	6
	37	14		40	2
	37	21		40	4
	43	9		40	6
	47	2		41	2
	48	14		41	6
	49	25		41	9
	53	7		41	19
	70	23		42	2
	70	25		43	20
	70	41		45	6
	73	12		48	2
	74	5		49	20
	77	12		50	11
	77	14		51	2
	77	18		51	8
5310-010-3325	33	27		51	11
5310-010-3326	24	2		52	2
5310-010-3345	33	26		54	26
5310-011-5549	66	12		56	14
5310-011-7062	33	4		58	3
	33	8		58	29
	34	40		59	12
	69	17		60	18
	73	2		60	44
5310-012-0389	23	16		60	55
5310-012-1949	76	4		61	2
5310-087-6875	67	10		61	6
5310-125-7894	41	34		61	10
5310-171-4122	34	47		61	17
5310-187-5340	69	14		61	22
5310-208-3013	76	11		61	25
5310-246-0262	39	31		61	35
5310-256-7050	49	22		61	38
5310-261-7340	12	5		61	43
5310-262-3000	58	86		61	49
5310-266-0389	30	1		63	19
	30	3		64	2
	33	28		65	2
	71	22		65	6
5310-270-2108	15	3		65	8
5310-272-6446	24	1		66	7
5310-275-0327	29	1		67	2
	53	5		67	5
5310-275-1329	59	14		68	3
5310-275-6529	60	34		70	2
5310-276-8718	80	10		70	10
5310-282-5698	24	4		70	15
5310-400-2512					

**Section IV . INDEX-FEDERAL STOCK NUMBER AND REFERENCE NUMBER  
CROSS-REFERENCE TO FIGURE AND ITEM NUMBER**

<u>Stock Number</u>	<u>Figure No.</u>	<u>Item No.</u>	<u>Stock Number</u>	<u>Figure No.</u>	<u>Item No.</u>
5310-514-6849	70	18	5315-234-1650	58	49
	70	27		63	9
	70	35	5315-241-2917	59	28
	71	2	5315-244-6012	55	3
	71	6	5315-252-2961	82	14
	71	11	5315-276-3730	16	35
	71	17		16	54
	71	20	5315-281-7988	17	52
	71	25	5315-360-7067	15	8
	71	27	5315-423-9512	60	32
	71	31	5315-479-2832	63	14
	71	39	5315-479-2833	63	13
	73	3	5315-479-2834	46	14
	73	16	5315-479-2835	56	42
	74	9	5315-492-6022	63	11
	76	8	5315-514-1616	56	23
	77	6	5315-616-5520	75	9
	77	20	5315-619-2962	43	13
	79	11	5315-816-1794	18	7
	79	27	5315-816-6777	12	16
	81	9	5315-839-2326	60	29
	82	19	5315-850-9118	59	38
	82	23	5315-852-6345	48	21
5310-514-8852	54	18		56	22
	58	24		59	24
	63	2	5315-871-2080	58	41
	75	16	5315-876-5236	58	56
5310-524-0260	69	3	5315-944-7037	60	88
5310-531-8665	58	52	5330-074-3562	70	37
	68	2	5330-074-3590	50	14
	71	18	5330-074-3591	50	17
5310-584-6162	79	3	5330-074-3768	59	2
5310-595-6165	58	75	5330-122-7403	39	16
5310-595-7555	55	47	5330-154-7528	56	6
5310-596-7777	48	25	5330-171-4121	76	39
5310-637-3926	60	20	5330-171-7596	5	14
5310-679-0279	13	6	5330-192-7601	31	1
5310-685-1429	33	16	5330-194-1681	34	23
	33	23	5330-198-6169	54	2
5310-725-7382	65	1	5330-202-4187	55	109
	76	10	5330-202-4340	79	7
5310-813-9755	11	2	5330-239-4301	66	3
5310-828-7334	69	2	5330-239-4304	39	26
	69	7	5330-239-7654	66	5
5310-832-2853	58	25	5330-247-5972	59	10
5310-846-9213	29	2	5330-248-2178	57	3
5310-852-8266	58	64	5330-253-2632	40	17
5310-852-8267	81	6	5330-285-1332	40	24
5310-852-8460	53	1		46	16
	54	34	5330-285-9465	55	1
5310-857-2876	78	11	5330-292-0492	76	41
5310-857-2880	78	9	5330-298-0770	11	8
5310-857-2887	78	3	5330-298-5318	77	22
5310-894-5145	23	15	5330-333-1886	18	39
	24	7	5330-333-1939	44	8
	24	10	5330-339-6224	59	16
	26	24	5330-361-5425	55	176
	54	40	5330-374-1413	59	31
	58	2	5330-424-3384	11	4
	58	30	5330-450-6607	70	21
	60	54		70	29
	68	4	5330-450-6608	70	4
	70	9	5330-450-6609	66	9
	70	14	5330-460-3857	54	14
	70	14	5330-460-3858	54	24
	70	17	5330-465-1593	56	18
	70	26	5330-466-1901	56	19
	71	24	5330-469-4951	56	39
	71	38	5330-479-2839	60	68
5310-930-7014	33	22	5330-479-2841	60	47
	34	21	5330-479-2842	60	43
	34	41	5330-479-2843	61	11
	51	3	5330-479-2844	60	19
	71	3	5330-479-2845	60	84
	71	7	5330-479-2848	34	35
5310-999-8288	58	10	5330-479-2852	61	36
5315-010-3384	43	12	5330-479-2853	45	7
5315-010-6749	40	10	5330-493-1873	34	44
5315-014-2953	46	10	5330-493-1874	34	26
5315-074-3573	60	25	5330-493-1875	43	21
5315-125-2587	78	13	5330-494-6561	56	27
5315-195-5680	54	23	5330-567-0000	70	6

**Section IV. INDEX-FEDERAL STOCK NUMBER AND REFERENCE NUMBER  
CROSS-REFERENCE TO FIGURE AND ITEM NUMBER**

<u>Stock Number</u>	<u>Figure No.</u>	<u>Item No.</u>	<u>Stock Number</u>	<u>Figure No.</u>	<u>Item No.</u>
5330-599-2183	39	11	5905-086-1520	89	6
5330-777-5393	44	7	5905-097-8412	85	18
5330-807-1293	17	21		88	11
5330-828-9039	58	63	5905-107-7751	87	13
5330-828-9787	38	48	5905-492-6145	86	4
5330-835-1189	51	14		89	4
5330-858-8223	40	28	5905-503-9897	86	15
	58	74		89	15
5330-869-6562	61	8	5905-709-7651	86	10
5330-869-6566	61	19		89	10
	70	38	5905-841-8687	86	19
5330-869-6574	38	3		89	19
	38	4	5905-853-3628	86	21
	38	8	5905-878-3604	86	18
	38	32		89	18
	38	59	5905-978-8542	86	7
	61	15		89	7
5330-869-6754	38	11	5910-097-8411	88	16
5330-913-8873	42	4	5910-102-6818	87	12
5330-920-6924	60	21	5910-924-7298	86	20
5330-924-0048	67	9		89	20
5330-924-0137	67	13	5910-948-6016	86	14
5330-937-5155	40	21		89	14
5330-942-5114	38	45	5910-974-3888	7	18
	38	52	5920-022-8406	89	22
5330-945-1029	46	3	5920-250-4731	89	23
5330-945-1929	46	6	5920-406-4676	86	28
5330-983-5989	67	21	5920-406-4677	27	10
5330-984-4826	67	17	5920-406-9079	86	24
5337-249-4425	76	52	5920-548-3125	86	17
5340-118-0142	67	18	5920-865-3386	84	13
5340-118-1649	14	2		85	30
5340-118-3012	51	4	5925-101-6838	87	15
5340-125-2586	38	38		88	31
5340-197-5335	58	70	5925-192-9630	84	14
	58	77		85	31
	70	8	5925-830-4828	89	21
5340-223-7094	59	25	5930-023-7173	85	23
5340-255-0281	16	14		88	10
	16	19	5930-097-8413	88	27
5340-276-5828	59	20	5930-101-6839	87	9
5340-351-2450	51	9		88	23
5340-352-8292	76	36	5930-101-6840	87	7
5340-352-8396	75	39	5930-101-6843	89	10
5340-356-7825	51	12		89	16
5340-360-4079	16	12	5930-101-6845	88	18
5340-360-4079	16	20	5930-399-0713	89	12
5340-375-2653	16	48	5930-492-8322	86	7
5340-423-8195	58	48	5930-549-0206	27	11
5340-455-2790	46	15		27	12
5340-465-5167	34	36	5930-655-1514	84	9
5340-465-5168	34	25		85	12
5340-465-5178	60	38		86	8
5340-465-5193	56	38		87	8
5340-479-2838	60	61		88	21
5340-584-2314	38	46		89	15
	38	53	5930-655-1515	85	17
5340-598-1427	75	21	5930-655-1517	88	25
5340-598-1430	67	39	5930-655-1521	85	8
5340-715-1152	58	51		87	6
	60	59	5930-655-1522	88	15
5340-810-0344	58	73	5930-655-1575	27	8
5340-822-7574	50	16		84	7
5340-851-3127	58	40		85	16
5340-855-6807	58	42		88	13
5340-855-6810	58	85	5930-655-1582	27	9
5340-890-8084	58	21		85	15
5340-920-7464	67	16		88	12
5340-920-7465	67	16	5930-685-9521	85	21
5340-920-7466	67	16	5930-821-6570	89	11
5340-925-3983	40	18	5930-872-6426	88	19
5340-990-5595	80	5	5930-876-1054	88	20
5355-125-2615	76	13	5930-910-5633	85	9
5360-250-9888	16	34	5930-910-5683	85	28
	16	53	5930-931-2494	88	22
5360-402-5250	72	7	5930-959-0077	85	38
5360-450-9135	72	4	5930-994-7430	56	36
5360-460-2194	72	14	5945-057-2652	88	9
5360-479-2831	60	62		88	26
5365-236-3690	40	16	5945-064-8699	87	2
5365-470-6217	60	73		87	10
5905-086-1520	86	6	5945-103-5358	88	29

**Section IV. INDEX-FEDERAL STOCK NUMBER AND REFERENCE NUMBER  
CROSS-REFERENCE TO FIGURE AND ITEM NUMBER**

<u>Stock Number</u>	<u>FIGURE No.</u>	<u>ITEM No.</u>	<u>Stock Number</u>	<u>FIGURE No.</u>	<u>ITEM No.</u>
5945-192-9631	84	10	6620-450-5703	57	5
5945-583-0516	86	20	6620-707-0715	72	12
5945-681-8252	87	14	6625-057-2645	87	3
5945-896-9883	87	11	6625-057-2646	88	2
5945-938-0423	86	19	6625-057-2647	88	5
5945-938-0425	86	27	6625-057-2648	88	7
5945-938-0426	86	29	6625-112-2415	88	6
5950-012-8617	85	19	6625-167-9318	86	5
	88	14	6625-181-2520	85	2
5950-091-9184	85	40		86	6
	88	35	6625-420-8622	89	2
5950-091-9187	85	36	6625-420-8625	89	7
	88	33	6625-420-8626	89	3
5950-091-9188	89	25	6625-435-2338	88	8
5950-091-9189	86	13		89	6
	89	13	6625-442-5717	89	17
5950-091-9190	87	16	6625-450-3482	86	3
	88	36	6625-648-9123	85	5
5950-194-2987	86	30	6625-740-2126	85	6
5950-407-2818	86	18	6625-896-7465	85	4
5950-466-2067	85	37	6625-936-6281	86	12
5950-473-1626	88	34		89	12
5950-736-0146	89	24	6625-952-6686	86	2
5950-866-4682	86	25	6625-969-6145	84	3
5951-990-0233	86	17	6645-618-9496	88	28
5961-014-6542	28	5	6645-656-5006	46	5
5961-054-0925	85	34	6645-673-0338	46	8
5961-866-4599	85	35	6645-833-7822	46	
	88	32	6645-974-6303	85	10
5961-869-4857	86	9	6680-364-8302	55	18
	89	9	6680-365-5325	57	4
5961-872-6578	28	20	6680-400-7010	46	4
5961-901-4862	86	8	6680-450-6574	46	19
	89	8	6680-450-6575	45	3
5961-905-7500	86	16	6680-450-6576	46	7
	89	16	6680-450-6577	46	11
5961-917-5507	28	16	6680-495-5841	24	6
5961-925-2109	86	11	6680-730-4372	57	
	89	11	6685-460-6204	27	5
5961-954-3112	86	5	6685-493-8394	27	14
	89	5	6685-574-3320	27	13
5961-990-0233	89	17	6685-828-5679	27	2
5970-450-5710	86	26		27	3
	87	17	6685-866-1901	17	24

**Section IV. INDEX-FEDERAL STOCK NUMBER AND REFERENCE NUMBER  
CROSS-REFERENCE TO FIGURE AND ITEM NUMBER**

<u>REFERENCE No.</u>	<u>File Code</u>	<u>File No.</u>	<u>ITEM No.</u>	<u>REFERENCE No.</u>	<u>File Code</u>	<u>File No.</u>	<u>ITEM No.</u>
9M4217	11083	61	8	L2288	11083	59	25
AC3X4-3X4FPTSET280	15187	23	4	L364	11083	40	15
AM416-250-7M	03497	87	15		11083	59	34
	03497	88	31		11083	76	35
A1382	09214	86	5	L5	72100	27	13
	09214	89	5	L639	11083	71	35
BJJ	23826	85	28	ML2	75346	86	4
BJP2	23826	85	9		75348	88	3
BZE6-2RQ	91929	85	38	MODELJJ300	70642	73	1
B16-2PD207F150F819	10983	85	13	MODELJJ800	70642	73	6
B16-2PD208F221PRG2	10983	85	22	MODELWR20	82386	27	4
B16A004EF154PRG001	10983	86	10	MODEL2596	04725	88	29
B16A005E21Z414PRGO	10983	86	7	MODEL325	49576	16	
B16A048EF242F81G00	10983	84	4	MODEL35600-103	15373	88	30
B16A048EF242F811G0	10983	85	27		97520	85	32
B16A215EF150PRG001	10983	85	14	MODEL850	82239	89	7
B16B008E2FY007PRGO	10983	85	26	MS11624-1037	96906	58	51
B16B252E21Z415PRGO	10983	86	9	MS16624-1037	96906	60	59
B162PD208F221PRG21	10983	84	8	MS17131-18	96906	56	25
B226485	67049	33	13	MS17131-19	96906	56	26
B85885	78225	31	3		96906	60	9
B905	24161	33	10	MS17131-4	96906	55	86
CR101X10	02295	89	13	MS17131-9	96906	60	7
CR101Y	02295	89	14	MS20066-233	96906	12	16
CR106C102	03497	89	20	MS24665-85	96906	1A	7
CR124C024	03497	89	18	MS35038-29	96906	88	16
CR2940UA202C	03497	27	11	MS35058-22	96906	87	8
	03497	27	12		96906	88	21
CR2940UB202B	24446	89	12		96906	89	15
CR2940U200W	03497	88	27	MS35058-26	96906	88	25
C226480	67049	33	29	MS35058-29	96906	87	6
C226481	67049	31	4	MS35058-30	96906	88	15
C226482	67049	31	6	MS35059-22	96906	27	8
C226951	67049	33	5		96906	84	7
C226952	67049	31	8		96906	85	16
C308	09214	86	17		96906	88	13
	09214	89	17	MS35059-23	15605	27	9
C6A	01139	86	9		96906	85	15
	09214	89	9		96906	88	12
DSM53701X28G1D282F	03486	86	14	MS35671-18	96906	46	10
D226487	67049	31	2	MS35756-14	96906	75	9
D226488	67049	31	5	MHC137D	67049	31	
ECT25254A585G08	03486	85	39	NC3Y	54641	26	12
FAX16-0-1200F	01518	27	5	NON10	71400	86	17
FRN20	71400	84	13	PLP22963	08645	11	2
	71400	85	30	PR3AY	80991	86	20
GG18	19804	24	9	PTM5-261A444G02	03486	85	37
GM4046	77342	86	19	PTM5261A445G01	03486	86	25
H9568	11083	72	8	Q0430-36M150	19804	86	23
IACCO91875281-2-8	03486	84	10	RW32V511	81349	86	18
IA2029	11083	51	1		81349	89	18
ID4706	11083	50	10	R400-5-1	77844	24	12
ID4716	11083	53	1	SCP3002	15373	89	1
IJCUS1A13ACOV8-187	03486	85	20	SFC3001	15373	87	1
JAM0837X60	95018	84	11	SFC4001	15373	84	1
JR4ISR161-21N	27113	24	6	SGP3000	15373	88	1
KM900-125	06859	86	12	SGP4000	15373	85	1
K241-2918199A10	03486	86	3	SPC4002	15373	86	1
L-1143	11083	58	9	S1571	11083	34	19
LH80-1	81349	27	6		11083	34	43
	81349	27	7		11083	39	1
	81349	84	5		11083	39	18
	81349	84	6		11083	45	5
	81349	85	24		11083	48	11
	81349	85	25		11083	60	53
L1143	11083	38	37		11083	64	3
	11083	64	4		11083	70	28
L1169	11083	69	13	S1573	11083	35	5
L1178	11083	29	4	S1585	11083	33	14
L1213	11083	48	27		11083	33	21
L1351	11083	41	8		11083	49	5
	11083	52	1		11083	53	6
	11083	58	4		11083	66	1
	11083	58	31		11083	78	10
	11083	59	11	S1587	11083	37	5
	11083	71	21		11083	69	6
	11083	76	7		11083	73	11
	11083	77	19	S1588	11083	34	16
	11083	78	2		11083	37	22
	11083	79	10		11083	38	49
	11083	82	18		11083	39	5
L2070	11083	38	35		11083	41	32

**Section IV . INDEX-FEDERAL STOCK NUMBER AND REFERENCE NUMBER  
CROSS-REFERENCE TO FIGURE AND ITEM NUMBER**

<u>REFERENCE No.</u>	<u>Mfr CODE</u>	<u>FIG No.</u>	<u>ITEM No.</u>	<u>REFERENCE No.</u>	<u>Mfr CODE</u>	<u>FIG No.</u>	<u>ITEM No.</u>
S1588	11083	51	7	006-60003	32770	28	11
	11083	56	13	008-60002-01	32770	28	10
	11083	60	45	008-60005	32770	28	9
	11083	61	5	009-00009-09	32770	28	2
	11083	61	9	010451	66503	55	54
	11083	61	34	012-21172-01	32770	28	3
	11083	65	5	017-00012-04	32770	28	12
	11083	66	6	019-00007	32770	28	13
	11083	66	11	020-00079	2770	28	8
	11083	71	1		32770	28	8
	11083	71	30	030-2100-01	32770	28	15
	11083	79	26	030009	66503	55	110
	11083	82	25	030011	66503	55	163
S1589	11083	36	3	030012	66503	55	68
	11083	75		030019	66503	55	31
S1590	11083	41	1	030021	66503	55	29
	11083	69	16	030039	66503	55	160
	11083	82	22	030049	66503	55	95
S1591	11083	38	41	030051	66503	55	38
	11083	60	86	030052	66503	55	20
	11083	61	37	030063	66503	55	36
	11083	63	18	030076	66503	55	5
	11083	64	1	030084	66503	55	98
	11083	67	4	030112	66503	55	34
	11083	68	1	030121	66503	55	135
	11083	70	11	030134	66503	55	57
	11083	70	16	030135	66503	55	162
	11083	71	23	030137	66503	55	9
S1592	11083	77	23	030138	66503	55	3
S1594	11083	25	8		66503	55	24
	11083	33	2	030139	66503	55	155
	11083	33	6	030157	66503	55	39
	11083	34	32	030158	66503	55	23
	11083	41	18	030159	66503	55	65
	11083	45	8	030163	66503	55	25
	11083	48	9	030167	66503	55	7
	11083	49	19	030183	66503	55	101
	11083	51	10	030192	66503	55	22
	11083	59	3	030200	66503	55	171
	11083	60	42	030208	66503	55	121
	11083	60	69	030213	66503	55	75
	11083	61	21	030214	66503	55	37
	11083	69	1	030230	66503	55	138
	11083	71	5	030261	66503	55	106
	11083	73	15	030264	66503	55	105
	11083	74	8	030277	66503	55	122
	11083	77	5	030283	66503	55	126
	11083	81	8		66503	55	169
	11083	82	24	030284	66503	55	10
S1595	11083	37	13	030290	66503	55	81
	11083	70	40	030292	66503	55	99
	11083	74	6	030315	66503	55	161
S1614	11083	75	17	030317	66503	55	60
S1615	11083	44	5	030416	66503	55	172
	11083	45	1	030450	66503	55	170
	11083	54	16	030451	66503	55	175
S1616	11083	60	22	030506	66503	55	78
	11083	79	14	030508	66503	55	74
S1617	11083	60	82	030975	66503	55	93
S1618	11083	54	29	031-18000-03	32770	28	14
	11083	56	1	031044	66503	55	83
	11083	75	43	031045	66503	55	33
S1619	11083	61	48	031047	66503	55	70
S1621	11083	49	24	031048	66503	55	69
S1627	11083	79	21	031188	66503	55	97
S1756	11083	79	25	031199	66503	55	152
S509	11083	61	24	031200	66503	55	80
	11083	82	29	031816	66503	55	43
S6915-66	01296	86	18	031819	66503	55	46
T0332175WL	03497	89	21	031821	66503	55	48
TVAH12	56289	87	12	031830	66503	55	59
T200	11083	59	20	031849	66503	55	143
T431	11083	60	77	032043	66503	55	118
T573	11083	40	5	032481	66503	55	92
	11083	71	10	032587	66503	55	153
	11083	71	37	032590	66503	55	173
T65	11083	70	1	032591	66503	55	13
	11083	76	29	033046	66503	55	132
UG80	66503	5		033221	66503	55	114
V375	11083	70	22	033222	66503	55	116
	11083	74	4	033225	66503	55	113
004-60008	32770	28	4	034604	66503	55	61

**Section IV. INDEX-FEDERAL STOCK NUMBER AND REFERENCE NUMBER  
CROSS-REFERENCE TO FIGURE AND ITEM NUMBER**

<u>REFERENCE No.</u>	<u>Mrs CODE</u>	<u>FIG No.</u>	<u>ITEM No.</u>	<u>REFERENCE No.</u>	<u>Mrs CODE</u>	<u>FIG No.</u>	<u>ITEM No.</u>
034605	66503	55	58	104717	11083	69	17
0375	44655	86	19		11083	70	9
	44655	89	19		11083	70	14
0378	44655	87	13		11083	70	17
040-00012	32770	28	17		11083	70	26
0400D	44655	86	15		11083	71	24
	44655	89	15		11083	71	38
0607	44655	86	21		11083	73	2
079-00086	32770	28	1	104719	11083	33	16
080-00301	32770	28	21		11083	33	23
082-60079	32770	28	6	105117	11083	37	3
084-60077	32770	28	7		11083	37	6
1A1460	11083	37	1	105567	11083	76	41
1A168	11083	77	13	105873	11083	77	1
1A2029	11083	37	9	1F1588	11083	60	28
	11083	37	11	1F3131	11083	82	21
	11083	38	1		11083	82	28
	11083	38	6	1F3278	11083	76	54
	11083	38	22	1F3981	11083	61	40
	11083	38	26	1F4418	11083	82	31
	11083	38	55	1F4419	11083	82	36
	11083	39	3	1F6068	11083	38	20
	11083	40	1		11083	50	4
	11083	40	3	1F6887	11083	40	25
	11083	40	14	1F6936	11083	48	25
	11083	41	3	1F7178	11083	79	3
	11083	43	19	1F7603	11083	48	26
	11083	48	1	1F7604	11083	48	24
	11083	54	25	1F9223	11083	82	16
	11083	60	48		11083	82	32
	11083	60	64	1H1023	11083	60	21
	11083	60	75	1H1363	11083	50	9
	11083	61	1	1H3933	11083	34	48
	11083	61	16	1H4725	11083	74	1
	11083	65	7	1H4768	11083	74	2
	11083	67	1	1H511	11083	56	11
	11083	79	17	1H512	11083	59	38
1A2169	11083	58	48	1H513	11083	56	9
1A2223	11083	82	14	1H514	11083	56	12
1A654	11083	58	58	1H516	11083	56	10
1A7427	11083	76	30	1H5549	11083	40	9
1A744	11083	76	5	1H8278	11083	39	11
1A8537	11083	77	9	1H8645	11083	76	38
1A8912	11083	58	75	1H9569	11083	72	3
1A9109	11083	45	2	1H9570	11083	72	10
1A9136	11083	59	6	1H9572	11083	72	5
1A9759	11083	82	30	1H9573	11083	72	6
1B2719	11083	75	41	1H9574	11083	72	7
1B2790	11083	49	14	1H9575	11083	72	16
1B4202	11083	56	47	1H9576	11083	72	15
1B4203	11083	65	1	1H9577	11083	72	13
	11083	76	10	1H9578	11083	72	14
1B4204	11083	76	4	1H9580	11083	72	12
1B4205	11083	76	53	1H9581	11083	72	11
1B4330	11083	54	17	1H974	11083	60	5
1B5174	11083	37	30	1J4384	11083	43	13
	11083	69	24	1J6473	11083	35	17
	11083	82	26	1K4708	11083	43	10
1B5357	11083	69	2	1K6663	11083	58	33
	11083	69	7	1K6846	11083	57	8
1B7182	11083	49	16	1L1118	11083	62	5
	11083	54	12		11083	68	12
1B8702	11083	40	10	1L2072	11083	72	17
1B8704	11083	60	25	1L2073	11083	72	
1B8741	11083	78	13	1L4757	11083	54	28
1B9575	11083	53	3	1L481	11083	34	5
	11083	57	1	1L482	11083	54	20
1B9917	11083	76	14	1L5009	11083	23	1
1D4539	11083	45	10	1L5072	11083	58	15
1D4572	11083	48	13	1L5316	11083	63	13
1D4574	11083	48	18	1L7340	11083	75	8
1D4716	11083	54	34	1L9048	11083	72	9
1D4717	11083	24	7	1L9049	11083	72	4
	11083	24	10	1L9079	11083	72	2
	11083	33	4	1L9080	11083	72	1
	11083	33	8	1M5058	11083	57	7
	11083	34	40	1S81013	15373	86	3
	11083	54	40		15373	89	3
	11083	58	2	1S81014	15373	86	3
	11083	58	30		15373	89	3
	11083	60	54	1SF1040	15373	86	28
	11083	68	4	1SM1068	15373	86	1

Section IV. INDEX-FEDERAL STOCK NUMBER AND REFERENCE NUMBER  
CROSS-REFERENCE TO FIGURE AND ITEM NUMBER

REFERENCE No.	FIG CODE	FIG No.	ITEM No.	REFERENCE No.	FIG CODE	FIG No.	ITEM No.
1SH1068	15373	89	1	182067	66503	55	1
1SH1069	15373	86	2	182113	66503	55	127
	15373	89	2	182297	66503	55	51
1SR1012	15373	86	4	1828	49576	18	38
	15373	89	4	183285	66503	55	124
1SS1080	15373	86	27		66503	55	130
1SS1083	15373	86	29	1833	49576	17	13
1ST2002	15373	86	13	1836	49576	18	24
	15373	89	13		49576	18	31
1S2587	11083	82	33	1838	49576	18	3
1S4295	11083	67	9	1840	49576	17	33
1S4618	11083	80	7	184016	66503	55	88
1S4810	11083	67	3	184019	66503	55	157
1S6261	11083	80	11	184090	66503	55	8
1S6595	11083	67	6		66503	55	21
1S7114	11083	67	33		66503	55	50
1S7115	11083	67	32	184108	66503	55	27
1S7689	11083	59	29	184109	66503	55	94
10AA003	03497	89	10		66503	55	96
	03497	89	16	184111	66503	55	79
10AA004	03497	89	11		66503	55	150
10AA007	03497	88	22	184114	66503	55	151
10AA009	03497	87	9	184201	66503	55	174
	03497	88	23	184207	66503	55	40
10AA024	03497	88	19	184223	66503	55	56
10AA106	03497	87	7		66503	55	154
10AA107	03497	88	20	184303	66503	55	64
10AA65	03497	88	18	1844	49576	17	52
105ADPDT10A110VDC	28478	85	33	1846	49576	16	13
1105	05684	89	19		49576	16	21
1160	49576	17	22	184606	66503	55	87
12MGA11M52	24446	87	11	184703	66503	55	2
121AC538101A	03497	87	2	1848	49576	16	14
	03497	87	10		49576	16	19
121JCV51A13A	03497	88	9	184825	66503	55	123
	03497	88	26	1849	49576	16	22
124717 14	11083	70	14	184987	66503	55	164
125VDC15A	03497	27	10	1852	49576	16	6
1281	49576	17	23	1855	49576	16	41
1389-4	67049	33	19		9576	16	40
1301	49576	17	32	1857	49576	16	35
130478	6503	55	167		49576	16	54
131434	66503	55	72	186010	66503	55	53
131447	66503	55	73	186049	66503	55	111
131500	66503	55	90	186054	66503	55	156
13211E4545	97403	24	13	186058	66503	55	129
1384	49576	18	6	186110	66503	55	102
1386	49576	17	24	186234	66503	55	41
14DA32A	23826	86	22	186279	66503	55	35
14R8	19728	8	2	186296	66503	55	133
146-103	75346	84	2	187A276A25	03486	86	5
	75346	85	3	187012	66503	55	147
1478	49576	18	4	187029	66503	55	18
1503-10	00624	26	30	187034	66503	55	166
1530	49576	18	15	188035	66503	55	66
1530X	49576	18	13	188138	66503	55	119
1556	49576	16	45		66503	55	139
	49576	16	52	188139	66503	55	141
1586X	49576	18	14	188141	66503	55	11
1602	49576	16	50	188155	66503	55	112
1602X4	49576	16	46	188163	66503	55	52
1642	49576	16	25	188164	66503	55	44
1642-10E	02329	86	26	188172	66503	55	107
	02329	87	17	188176	66503	55	15
	02329	88	37	188177	66503	55	12
1652	49576	18	17	188182	66503	55	120
1653	49576	18	18	1882	49576	16	48
1665	49576	16	26	188302	66503	55	76
1705P	75348	89	4	1884	49576	20	9
180003	66503	55	91	188524	66503	55	14
180034	66503	55	26	188686	66503	55	142
180061	66503	55	108	189081	66503	55	145
180093	66503	55	49	189551	66503	55	4
	66503	55	159	189659	66503	55	42
180120	66503	55	85	189710	66503	55	30
180122	66503	55	6	189715	66503	55	63
1815	49576	16	23	1898W595	78500	62	1
18188	49576	16	38		78500	62	3
1819	49576	16	15	189948	66503	55	67
182020	66503	55	104	190531	66503	55	84
182065	66503	55	131	190839	66503	55	144
182066	66503	55	176	191127	66503	55	77



**Section IV . INDEX-FEDERAL STOCK NUMBER AND REFERENCE NUMBER  
CROSS-REFERENCE TO FIGURE AND ITEM NUMBER**

<u>REFERENCE No.</u>	<u>FIG CODE</u>	<u>FIG No.</u>	<u>ITEM No.</u>	<u>REFERENCE No.</u>	<u>FIG CODE</u>	<u>FIG No.</u>	<u>ITEM No.</u>
191207	66503	55	45	2M849	11083	49	6
191323	66503	55	32	2N3392	00214	86	11
191326	66503	55	89		09214	89	11
191328	66503	55	134	2N3638	07263	86	8
191329	66503	55	47		07263	89	8
191330	66503	55	148	2R114	09214	86	6
191343	66503	55	100		09214	89	6
191413	66503	55	140	2S1185	11083	67	25
191802	66503	55	128		11083	67	28
192075	66503	55	71	2S1186	11083	24	
192260	66503	55	115	2S1298	11083	67	12
192822	66503	55	28	2S1299	11083	67	43
193856	66503	55	16	2S1302	11083	67	15
196089	66503	55	82	2S1304	11083	67	11
1966	49576	16	30	2S1305	11083	67	18
1985	49576	20	8	2S1307	11083	67	17
1990	49576	17	16	2S1308	11083	67	26
	49576	18	34	2S1309	11083	67	35
2A1278	11083	76	11	2S1310	11083	67	29
2A1927	11083	34	45	2S1418	11083	56	41
2A1961	11083	54	37	2S1530	11083	67	41
2A3278	11083	76	39	2S2489	11083	67	
2A3348	11083	34	24	2S3966	11083	39	16
	11083	59	28	2S7264	11083	59	1
	11083	82	1	200G11021	01121	87	14
2A3630	11083	60	2	200276	66503	55	146
2A3856	11083	59	22	2022	49576	17	35
2A3885	11083	34	47	2040	49576	16	39
2A4639	11083	35	1	204067	66503	55	158
2A5328	11083	60	67	204084	66503	55	168
2A5351	11083	59	14	204843	66503	55	125
2A5740	11083	46	14	204856	66503	55	55
2B1459	11083	34	30	2054	49576	16	5
	11083	35	20		49576	17	6
2B1738	11083	69	3	206061	66503	55	17
2B2015	11083	40	13	206062	66503	55	165
2B2694	11083	58	35	206068	66503	55	137
2B2695	11083	45	9	206071	66503	55	109
	11083	56	49	210580	08645	11	3
	11083	60	17	210630	08645	12	11
	11083	60	66	211327	08645	7	22
	11083	75	26	211440	08645	7	2
2B4219	11083	60	34	2138	49576	17	26
2B4399	11083	54	38	214199	66503	55	62
2B5803	11083	70	7	214201	66503	55	136
2B7409	11083	60	15		66503	55	149
2B7457	11083	60	14	214292	66503	55	19
2B947	11083	37	20	21772	08645	10	1
2F2005	11083	79	7	218558	66503	55	103
2F2006	11083	79	6	21920	08645	5	3
2M1190	11083	56	23	220197	08645	8	1
2M1191	11083	60	16	220790	08645	13	6
2M191	11083	58	65	220805	08645	14	5
2M3903	11083	58	80	221340	08645	7	7
2M5001	11083	40	28	221466	08645	5	9
	11083	58	74	221468	08645	5	6
2M5558	11083	56	29	22353	08645	11	12
2M8829	11083	35	3	22547	08645	4	6
	11083	79	2	226478	95933	33	1
2M9866	11083	62	6	226479	67049	31	7
2J6356	11083	56	27	226483	99954	31	1
2K8199	11083	40	21	22795	08645	11	11
2L1331	11083	56	31	22809	08645	6	2
2L1333	11083	56	32	22813	08645	3	6
2L3409	11083	58	44	22814	08645	10	3
2L3465	11083	58	76	22826	08645	9	1
2L3467	11083	58	55	22832	08645	5	16
2L3468	11083	58	43	22906	08645	6	4
2L3725	11083	58	46	22907	08645	3	5
2L3728	11083	58	67	22946	08645	14	6
2L3828	11083	58	47	22951	08645	2	5
2L4368	11083	58	53	230470	08645	11	7
2L4729	11083	58	54	230557	08645	14	7
2L4730	11083	58	17	230674	08654	6	7
2L5975	11083	34	14	23071A	67049	33	24
2L6220	11083	75	34	230739	08645	5	12
2L6221	11083	75	28	230783	08645	7	29
2L6261	11083	58	87	231400	08645	1	
2L7996	11083	58	85	2322	49576	17	34
2L8705	11083	58	42	2323	49576	17	36
2M4453	11083	59	2		9576	17	36
2M5173	11083	51	14	2327	49576	19	1

Section IV. INDEX-FEDERAL STOCK NUMBER AND REFERENCE NUMBER  
CROSS-REFERENCE TO FIGURE AND ITEM NUMBER

REFERENCE No.	Mfr CODE	FIG No.	ITEM No.	REFERENCE No.	Mfr CODE	FIG No.	ITEM No.
23837	08645	12	2	297704	08645	11	5
23849	08645	10	9	297759	08645	5	7
23923	08645	15	12	297869	08645	5	5
23963	08645	10	2	29806	08645	8	3
2456ARTX10	91435	30	2	298125	08645	8	6
2523	49576	17	17	298141	08645	7	25
2580A	11083	80	10	298159	08645	7	14
2583	49576	18	8	298185	08645	7	17
2584	49576	18	11	298223	08645	13	10
2585	49576	17	46	298683	08645	4	8
2596	12684	85	29	298968	08645	7	27
26018	08645	7	16	3-4250PS1	84396	23	3
260761	08645	12	1	381143	11083	76	47
261A448001	03486	86	24	381304	11083	40	30
2623	49576	16	2	381915	11083	34	38
26204	08645	4	4	381915	11083	39	14
2645	49576	18	12		11083	39	22
26670	08645	15	6		11083	42	1
26725	08645	5	18		11083	44	39
26736	08645	15	1		11083	60	49
26764	08645	10	4		11083	61	42
26828	08645	15	4	383670	11083	68	11
270093	08645	5	8	384502	11083	68	64
270176	08645	7	31	384504	11083	68	18
2709	49576	16	27		11083	68	24
2716	49576	18	37		11083	69	2
2720	49576	17	3		11083	73	16
2730	49576	17	4	384505	11083	45	11
2732	49576	18	35		11083	49	15
27328	08645	13	2		11083	53	2
27349	08645	7	13		11083	54	13
27350	08645	12	8		11083	54	2
27351	08645	12	6		11083	57	2
27352	08645	11	4		11083	58	36
27381	08645	5	4		11083	59	7
2741	49576	16	49		11083	60	18
2755	49576	16	43		11083	60	83
	49576	17	14		11083	71	27
	49576	16	43	384506	11083	72	6
	49576	17	49		11083	74	11
2788	67049	33	20		11083	33	3
28244	49576	16	47		11083	33	7
2906	08645	1	1		11083	33	17
290933	08645	1	5		11083	34	20
2918199A10	03486	85	4		11083	34	33
2918461A19	03486	85	3		11083	34	39
2918461A24	03486	86	2		11083	34	42
2918462A10	03486	86	2		11083	34	2
2918462A11	03486	86	6		11083	37	10
291177	08645	9	5		11083	37	12
291192	08645	9	4		11083	37	23
291354	08645	13	4		11083	38	2
291357	08645	13	4		11083	38	7
291363	08645	8	5		11083	38	15
291364	08645	9	5		11083	38	23
291365	08645	10	8		11083	38	27
291369	08645	7	18		11083	38	39
291400	08645	15	7		11083	38	56
291404	08645	12	1		11083	39	2
291407	08645	2	1		11083	39	6
291462	08645	5	13		11083	39	2
291488	08645	3	4		11083	40	4
291490	08645	3	1		11083	40	6
291508	08645	7	1		11083	41	2
291630	08645	8	4		11083	41	6
291641	08645	12	3		11083	41	9
291647	08645	14	4		11083	41	19
291657	08645	6	3		11083	42	2
291665	08645	12	14		11083	43	20
291667	08645	12	15		11083	43	6
291672	08645	7	12		11083	48	2
291675	08645	12	13		11083	49	20
291762	08645	13	3		11083	50	11
291867	08645	2	4		11083	51	2
292100	08645	14	1		11083	51	8
292260	08645	15	5		11083	51	11
292402	08645	11	9		11083	52	2
293950	08645	5	22		11083	54	2
295413	08645	7	19		11083	56	14
295913	08645	4	5		11083	58	3
2961	49576	16	7		11083	58	29
296499	08645	12	12		11083	59	12

**Section IV. INDEX-FEDERAL STOCK NUMBER AND REFERENCE NUMBER  
CROSS-REFERENCE TO FIGURE AND ITEM NUMBER**

<u>REFERENCE No.</u>	<u>Mrs Code</u>	<u>FIG No.</u>	<u>ITEM No.</u>	<u>REFERENCE No.</u>	<u>Mrs Code</u>	<u>FIG No.</u>	<u>ITEM No.</u>
384506	11083	60	44	38551	11083	70	33
	11083	60	55		11083	77	27
	11083	61	2	386489	11083	34	11
	11083	61	6	386768	11083	70	39
	11083	61	10	387-4	15373	33	11
	11083	61	17	387724	11083	61	33
	11083	61	25		11083	70	32
	11083	61	35	387770	11083	34	12
	11083	61	38	38899K	11083	58	34
	11083	61	43	388994	11083	61	30
	11083	61	49	388995	11083	60	50
	11083	63	19	388996	11083	61	13
	11083	64	2		11083	70	30
	11083	65	2	388998	11083	60	58
	11083	65	6		11083	71	4
	11083	65	8	3D8884	11083	61	32
	11083	66	7		11083	70	31
	11083	67	2	3F1357	11083	39	30
	11083	67	5	3F2771	11083	39	12
	11083	68	3	3F4550	11083	76	28
	11083	70	2	3F7445	11083	76	19
	11083	70	10		11083	76	19
	11083	70	15	3F9780	11083	76	2
	11083	70	18	3H1118	11083	58	56
	11083	70	27	3H1394	11083	58	62
	11083	70	35	3H1660	11083	75	13
	11083	71	2	3H2018	11083	39	13
	11083	71	6	3H2757	11083	35	15
	11083	71	11	3H3171	11083	75	75
	11083	71	17	3H3433	11083	58	69
	11083	71	20		11083	58	81
	11083	71	25	3H510	11083	77	26
	11083	71	27	3H5841	11083	39	7
	11083	71	31	3H5867	11083	76	46
	11083	71	39	3H6591	11083	71	12
	11083	73	3	3H7654	11083	49	29
	11083	73	12	3J1588	11083	71	19
	11083	73	16	3J5389	11083	37	27
	11083	74	9		11083	38	19
	11083	76	8		11083	61	51
	11083	77	6	3K1470	11083	51	4
	11083	77	20	3L1744	11083	58	83
	11083	79	11	3L3065	11083	58	79
	11083	79	27	3L3076	11083	58	73
	11083	81	9	3L3355	11083	25	1
	11083	82	19	3L3446	11083	34	7
	11083	82	23		11083	43	1
	11086	61	22	3L3685	11083	75	46
384507	11083	41	13	3L3911	11083	56	36
	11083	41	15	3L3962	11083	58	45
	11083	48	17	3L3964	11083	58	60
384508	11083	33	15	3L3966	11083	58	41
	11083	35	6	3L3967	11083	58	61
	11083	37	2	3L4374	11083	63	5
	11083	37	4	3L4376	11083	63	4
	11083	37	7	3L4377	11083	63	3
	11083	37	14	3L4576	11083	56	37
	11083	37	21	3L526	11083	48	16
	11083	43	9	3L5767	11083	58	66
	11083	47	2	3L5795	11083	58	27
	11083	48	14	3L5804	11083	58	13
	11083	49	25	3L6789	11083	71	13
	11083	53	7	3L8138	11083	63	16
	11083	70	23	3L8144	11083	63	8
	11083	70	25	3L8677	11083	58	68
	11083	70	41	3L8855	11083	54	51
	11083	74	5	3L8993	11083	73	5
	11083	77	12	3SGL	00736	24	15
	11083	77	14	3S1252	11083	59	18
	11083	77	18	3S1427	11083	67	21
384510	11083	36	2	3S3535	11083	39	17
	11083	69	15	3S4059	11083	80	3
	11083	77	10	3S4060	11083	80	2
	11083	77	16	3S6588	11083	40	16
	11083	77	24	3S6589	11083	40	17
384512	11083	29	2	3S9557	11083	46	1
384514	11083	81	6	3S9757	11083	40	22
384604	11083	58	49	3008	49576	16	31
	11083	63	9		49576	16	58
384607	11083	60	29	3067P1-502	80294	86	7
384615	11083	43	12		80294	89	7
38551	11083	35	19	3067P1-503	80294	86	10

**Section IV. INDEX-FEDERAL STOCK NUMBER AND REFERENCE NUMBER  
CROSS-REFERENCE TO FIGURE AND ITEM NUMBER**

<u>REFERENCE No.</u>	<u>Mrs Coop</u>	<u>FIG No.</u>	<u>ITEM No.</u>	<u>REFERENCE No.</u>	<u>Mrs Coop</u>	<u>FIG No.</u>	<u>ITEM No.</u>
3068P1	80294	89	10	4L3395	11083	82	3
3147	49576	18	36	4L3407	11083	49	7
3151	05684	84	12	4L3413	11083	49	9
3200	49576	18	25	4L3431	11083	48	3
	49576	18	32	4L3436	11083	47	10
32055	67049	33	17	4L3437	11083	39	32
3269A	11083	49	28		11083	41	7
3270A	11083	70	24		11083	48	19
	11083	76	27	4L3441	11083	48	12
3322A	11083	37	8	4L3728	11083	49	27
	11083	47	1	4L3732	11083	48	15
	11083	77	17	4L3748	11083	48	4
3373A	11083	70	19	4L3756	11083	39	20
3376-A	11083	58	70	4L3759	11083	49	3
3376A	11083	58	77	4L3761	11083	39	24
	11083	70	8	4L3763	11083	80	9
3437	49576	20	10	4L3770	11083	41	35
3493	49576	18	21	4L3777	11083	78	1
	49576	18	28	4L3796	11083	76	6
3506A	11083	36	1	4L3803	11083	76	51
	11083	77	15	4L3816	11083	60	92
368M	05277	86	16	4L3843	11083	80	6
	05277	89	16	4L3846	11083	60	87
3951	49576	17	39	4L3855	11083	76	17
4-1-2-24F100	72100	27	3	4L4619	11083	60	78
4-1-2-24F300	72100	27	14	4L4647	11083	81	10
4-2-2-24F100	72100	27	2	4L4653	11083	82	17
481283	11083	58	82	4L4662	11083	60	74
482049	11083	58	12	4L5716	11083	60	80
482649	11083	43	16	4L5721	11083	60	81
483041	11083	34	13	4L5725	11083	60	90
483388	11083	54	27	4L5807	11083	41	17
	11083	75	45	4L5816	11083	59	32
483574	11083	43	17	4L5818	11083	59	33
48413	11083	43	5	4L5820	11083	59	19
484278	11083	33	22	4L5832	11083	61	47
	11083	34	21	4L5834	11083	82	5
	11083	34	41	4L5847	11083	35	16
	11083	51	3	4L5848	11083	35	18
	11083	71	3	4L5849	11083	35	14
	11083	71	7	4L5851	11083	35	12
484280	11083	35	7	4L6134	11083	35	13
484283	11083	47	8	4L6142	11083	82	6
484731	11083	75	32	4L6144	11083	70	42
484863	11083	63	10	4L6145	11083	70	43
485167	11083	71	22	4L6182	11083	78	3
485270	11083	53	5	4L6183	11083	78	9
485275	11083	69	14	4L6184	11083	78	11
485355	11083	58	50	4L6193	11083	66	14
489365	11083	63	1	4L6195	11083	66	4
489747	11083	58	25	4L6199	11083	42	5
489806	11083	40	23	4L6200	11083	66	8
	11083	47	4	4L6210	11083	59	35
4F2609	11083	59	27	4L6215	11083	61	52
4F3517	11083	79	23	4L6216	11083	61	50
4F4769	11083	39	29	4L6231	11083	39	9
4F6526	11083	38	36	4L6232	11083	61	46
4F7387	11083	34	29	4L6233	11083	61	44
	11083	37	18	4L6234	11083	61	41
4F7391	11083	46	20	4L6235	11083	37	28
4F7835	11083	74	11	4L6252	11083	71	9
4F7952	11083	40	20	4L6257	11083	70	20
4F9325	11083	58	86	4L6258	11083	70	20
4H2678	11083	34	3	4L6260	11083	40	7
	11083	43	3	4L6263	11083	37	24
4H3378	11083	79	4	4L6265	11083	36	4
4H5952	11083	70	37	4L6273	11083	37	17
4H6716	11083	76	13	4L6703	11083	49	1
4H9800	11083	76	58	4L6706	11083	39	10
4H9811	11083	76	17	4L6725	11083	38	21
4L3007	11083	70	45	4L6731	11083	61	3
4L3008	11083	70	45	4L6740	11083	76	24
4L3020	11083	70	44	4L6741	11083	41	36
4L3307	11083	70	36		11083	48	22
4L3362	11083	76	34	4L6752	11083	40	29
4L3364	11083	49	4	4L6753	11083	78	6
4L3375	11083	48	28	4L6754	11083	40	12
	11083	49	18	4L6755	11083	40	11
4L3378	11083	66	13	4L6763	11083	41	28
4L3380	11083	76	31	4L6764	11083	41	29
4L3382	11083	48	23	4L6768	11083	41	11
4L3392	11083	49	26	4L6773	11083	34	36

**Section IV . INDEX - FEDERAL STOCK NUMBER AND REFERENCE NUMBER  
CROSS-REFERENCE TO FIGURE AND ITEM NUMBER**

<u>REFERENCE No.</u>	<u>Mfr Code</u>	<u>Fig No.</u>	<u>ITEM No.</u>	<u>REFERENCE No.</u>	<u>Mfr Code</u>	<u>Fig No.</u>	<u>ITEM No.</u>
4L6774	11083	34	25	4L8228	11083	34	2
4L6778	11083	34	28	4L8232	11083	44	1
4L6779	11083	34	23	4L8545	11083	34	10
4L6780	11083	38	57	4L8546	11083	34	9
4L6781	11083	41	10	4L8548	11083	76	32
4L6783	11083	59	15	4L8606	11083	37	25
4L6785	11083	34	22		11083	79	13
4L6787	11083	43	22	4L8607	11083	79	12
4L6788	11083	82	2	4L8651	11083	79	9
4L6795	11083	41	25	4L8655	11083	79	28
4L6816	11083	41	24	4L8658	11083	79	8
4L6826	11083	61	14	4L8661	11083	79	32
4L6830	11083	82	4	4L8728	11083	61	26
4L7108	11083	62	8	4L8734	11083	61	7
4L7561	11083	37	26	4L8767	11083	49	32
4L7562	11083	77	29	4L8800	11083	39	
4L7586	11083	36	5	4L8819	11083	81	7
4L7587	11083	82	35	4L895	11083	58	57
4L7598	11083	41	16	4L9169	11083	68	5
4L7607	11083	60	1	4L9430	11083	44	13
4L7614	11083	60	71	4L9514	11083	58	38
4L7622	11083	60	27	4L9903	11083	58	71
4L7624	11083	60	30	4L9965	11083	39	26
4L7631	11083	60	68	4L9996	11083	39	28
4L7632	11083	60	47	4M6990	11083	67	39
4L7641	11083	71	28	4M8012	11083	67	14
4L7642	11083	71	32	4M8013	11083	67	20
4L7643	11083	71			11083	67	40
4L7644	11083	71	33	4M8974	11083	41	33
4L7820	11083	76	61	45C1095	15373	86	
4L7823	11083	60	76		15373	89	
4L7849	11083	76	40	457001	11083	46	4
4L7854	11083	60	91	457468	11083	76	49
4L7856	11083	76	9	458385	11083	60	51
4L7859	11083	38	5	458458	11083	54	19
4L7860	11083	61	12	40096	15373	32	
4L7867	11083	38	12	40096-1	15373	32	14
4L7880	11083	77	2	40096-10	15373	32	4
4L7882	11083	38	40	40096-11	15373	32	16
4L7885	11083	61	45	40096-12	15373	32	5
4L7888	11083	61	18	40096-13	15373	32	6
4L7890	11083	66	9	40096-14	15373	32	7
4L7892	11083	76	70	40096-15	15373	32	9
4L7900	11083	71	8	40096-16	15373	32	10
4L7904	11083	71	14	40096-17	15373	32	11
4L7907	11083	70	4	40096-18	15373	32	8
4L7923	11083	40	32	40096-19	15373	32	19
4L7924	11083	41	5	40096-2	15373	32	13
4L7934	11083	56	39	40096-3	15373	32	12
4L7951	11083	58	26	40096-4	15373	32	2
4L7953	11083	58	14	40096-5	15373	32	3
4L8097	11083	66	3	40096-6	15373	32	1
4L8098	11083	70	6	40096-7	15373	32	18
4L8101	11083	70	12	40096-8	15373	32	17
4L8116	11083	37	19	40096-9	15373	32	15
4L8119	11083	38	54	401-01320-30	32770	28	18
4L8120	11083	37	16	409C609A13	03486	85	11
4L8121	11083	37	15	409C711A37	03486	85	6
4L8128	11083	61	4	410-10003-03	32770	28	19
4L8129	11083	58		4127	49576	17	4
4L8131	11083	38	43	4422	49576	18	16
4L8132	11083	54	24	4434	49576	18	10
4L8137	11083	38	25	450	98905	89	9
4L8138	11083	38	28	46359-2-1-2LG	67049	33	12
4L8140	11083	38	30	49F6216	01002	86	14
4L8141	11083	38	34		01002	89	14
4L8144	11083	54	14	581133	11083	60	32
4L8149	11083	38	44	58131	11083	54	22
	11083	38	51	581975	11083	75	38
4L8151	11083	65	9	582026	11083	49	21
4L8152	11083	58	16	582208	11083	71	26
4L8159	11083	54	15	582383	11083	76	1
4L8162	11082	65	11	583265	11083	39	31
4L8165	11083	65	3	583718	11083	54	2
4L8167	11083	54	23	583850	11083	58	52
4L8175	11083	65	10		11083	68	2
4L8176	11083	65	4		11083	71	18
4L8188	11083	76	12	58417	11083	43	8
4L8189	11083	76	52	584690	11083	56	8
4L8191	11083	45	7	585059	11083	41	12
4L8212	11083	34	26	585689	11083	49	22
4L8215	11083	34	35	586031	11083	79	24

**Section IV. INDEX-FEDERAL STOCK NUMBER AND REFERENCE NUMBER  
CROSS-REFERENCE TO FIGURE AND ITEM NUMBER**

<u>REFERENCE No.</u>	<u>Mrs CODE</u>	<u>FIG No.</u>	<u>ITEM No.</u>	<u>REFERENCE No.</u>	<u>Mrs CODE</u>	<u>FIG No.</u>	<u>ITEM No.</u>
586904	11083	46	5	5L4144	11083	92	12
5874	15373	47	5	5L4172	11083	69	12
587666	11083	73	10	5L4182	11083	69	4
587852	11083	77	25	5L4636	11083	56	43
589318	11083	48	5	5L4637	11083	56	28
589627	11083	64	5	5L4804	11083	56	40
589705	11083	56	24	5L4805	11083	56	35
5F548	11083	60	20	5L4806	11083	56	4
5F6658	11083	74	10	5L4807	11083	56	19
5F7054	11083	59	16	5L4810	11083	56	18
5F9303	11083	82	20	5L4811	11083	56	17
5H1012	11083	76	66	5L4812	11083	56	44
5H1190	11083	56	6	5L4828	11083	56	42
5H1504	11083	76	22	5L4829	11083	56	7
5H2532	11083	60	88	5L4830	11083	56	15
5H2746	11083	76	25	5L4872	11083	56	46
5H2747	11083	76	26	5L4949	11083	41	34
5H3182	11083	56	5	5L5204	11083	59	
5H4064	11083	76	42	5L5263	11083	60	11
5H4475	11083	59	23	5L5276	11083	60	8
5H4488	11083	59	17	5L5302	11083	77	4
5H5553	11083	59	13	5L5387	11083	58	21
5H6012	11083	39	27	5L5460	11083	60	6
	11083	48	7	5L5486	11083	76	62
5H6733	11083	66	5	5L5507	11083	75	6
5H6844	11083	60	4	5L5651	11083	63	6
5H7225	11083	54	8	5L5665	11083	49	23
5H7370	11083	76	69	5L5718	11083	43	18
5H9990	11083	56	16	5L5730	11083	49	12
	11083	60	65	5L5763	11083	60	33
5K432	10327	26	11	5L5793	11083	79	31
5L1091	11083	58	59	5L5833	11083	44	9
5L1722	11083	73	17	5L5840	11083	39	4
5L1723	11083	74	3		11083	39	8
5L1855	11083	47	3		11083	41	4
5L1971	11083	43	14		11083	48	10
5L2046	11083	77	3	5L5894	1	62	4
5L2093	11083	77	8	5L5895	11083	62	7
	11083	81	3	5L5947	11083	62	
5L2101	11083	78	12	5L5982	11083	41	30
5L2135	11083	43	21	5L5984	11083	38	18
5L2138	11083	60	3	5L5985	11083	42	3
5L2145	11083	58	20	5L5986	11083	42	6
5L2243	11083	48	20	5L5988	11083	43	4
5L2268	11083	60	62	5L5990	11083	34	15
5L2269	11083	60	63	5L5992	11083	41	27
5L2287	11083	60	52	5L5993	11083	41	
5L2491	11083	60	93	5L6134	11083	60	60
5L2508	11083	61	23	5L6293	11083	81	11
5L2534	11083	73	4	5L6587	11083	56	30
5L2648	11083	41	31	5L6620	11083	54	49
5L2650	11083	41	26	5L6622	11083	54	47
5L2660	11083	39	25	5L6623	11083	54	50
	11083	48	6	5L6624	11083	54	48
5L2806	11083	59	21	5L6634	11083	63	14
5L2880	11083	78	5	5L6635	11083	63	15
5L2894	11083	82	13	5L6636	11083	63	7
5L2898	11083	34	49	5L6637	11083	63	12
5L2904	11083	34	44	5L6638	11083	63	17
5L2931	11083	60	73	5L6639	11083	63	
5L3124	11083	41	21	5L6737	11083	71	34
5L3125	11083	41	20	5L6745	11083	77	28
5L3143	1083	68	10	5L6751	11083	71	29
	11083	68	9	5L6943	11083	29	3
5L3144	11083	68	7	5L6946	11083	60	38
5L3145	11083	68	10	5L7280	11083	82	15
5L3252	11083	34	34	5L7287	11083	50	7
5L3334	11083	45	3	5L7291	11083	49	17
5L3377	11083	35	4	5L7514	11083	58	28
5L3378	11083	34	31	5L7522	11083	60	89
	11083	35	21	5L7564	11083	34	27
5L3542	11083	61	31	5L7643	11083	43	15
5L3543	11083	61	29	5L7705	11083	50	8
5L3544	11083	61	28	5L7856	11083	81	2
5L3616	11083	58	84	5L8155	11083	60	41
5L3773	11083	69	5	5L8203	11083	39	15
5L3814	11083	34	18	5L8362	11083	35	11
5L4090	9110	82	7	5L8364	11083	35	8
5L4095	11083	82	10	5L8389	11083	38	31
5L4143	11083	82	8	5L8694	11083	58	1
	11083	82	11	5L8695	11083	58	32
5L4144	11083	82	9	5L8818	11083	70	21

Section IV. INDEX-FEDERAL STOCK NUMBER AND REFERENCE NUMBER  
CROSS-REFERENCE TO FIGURE AND ITEM NUMBER

REFERENCE No.	Mrs CODE	FIG No.	ITEM No.	REFERENCE No.	Mrs CODE	FIG No.	ITEM No.
5L8818	11083	70	29	5918	45976	16	8
5L9143	11083	49	8		45976	16	24
5L9257	11083	41	23	5922	49576	17	53
5L9372	11083	64	6	5923	49576	17	51
5L9378	11083	50	2	68387	11083	58	40
5L9583	11083	82		686224	11083	76	63
5L9730	11083	58	37	686682	11083	76	21
5L9738	11083	69	8	687021	11083	76	68
5L9795	11083	60	46	688241	11083	57	3
5L9809	11083	60	43	68863	11083	56	3
5L9854	11083	69	20	6F1069	11083	54	3
5L9855	11083	69	19	6F2691	11083	39	14
5L9916	11083	38	9	6F5034	11083	76	15
5M2894	11083	79	19	6F5411	11083	59	31
5M5487	11083	80	4	6F5412	11083	59	30
5M5689	11083	54	30	6F5985	11083	23	10
5M5690	11083	54	31	6F6774	11083	40	31
5M5693	11083	53	4	6F7030	11083	49	2
5M6038	11083	40	19	6F7031	11083	71	16
5M6213	11083	37	29	6F7035	11083	81	5
	11083	50	18	6F7694	11083	23	9
	11083	60	57	6F8515	11083	38	38
	11083	66	10	6F8856	11083	23	7
5M6214	11083	51	17		11083	73	8
	11083	60	56	6F9206	11083	73	14
5S1757	11083	76	57		11083	74	7
5S485	11083	35	10	6F9251	11083	75	2
50-103021PZUA1	03516	89	2	6F9252	11083	75	5
50-103021PZUL	03516	89	3	6F9253	11083	75	4
50-103021PZUL1	03516	88	5	6F9254	11083	75	7
50-103111LSLS	03516	88	7	6F9258	11083	75	1
50-103131LSPK1	03516	88	2	6F984	11083	48	21
50-103131LSRL	03516	87	3		11083	56	22
50-106251FCKRIACF	03516	88	6		11083	59	24
50-106352APAP3	03516	88	8	6M1717	11083	49	31
	03516	89	6		11083	78	8
50-106452AAAA1	03516	89	5	6M3217	11083	76	16
50-1620-11P2PZ	03516	86	11	6M3956	11083	60	36
	03516	89	8	6M5908	11083	59	36
50-162111LSLS	03516	86	16	6L1535	11083	38	60
50-236302AAAA1	03516	85	10	6L1540	11083	35	9
50DHP250	03486	84	14	6L1583	11083	35	
	03486	85	31	6L1591	11083	60	61
500SX90	32770	28		6L1592	11083	60	35
500229	19204	40	24	6L1593	11083	60	39
	19204	46	16	6L1594	11083	60	24
5097	49576	19	2	6L1649	11083	42	4
511TS1-2	91929	84	9	6L1650	11083	38	3
	91929	85	12		11083	38	4
	91929	86	8		11083	38	8
512TS1-6	91929	85	21		11083	38	11
512X72	03516	86	12		11083	38	32
	03516	89	12		11083	38	59
5152	49576	18	9		11083	61	15
5152X	49576	18	5	6L1651	11083	38	10
520-11014-22	32770	85	23		11083	38	24
	32770	88	10		11083	38	33
53029	08645	4	3		11083	38	58
5453	49576	20	4		11083	76	33
5483	49576	17	9	6L1822	11083	58	5
5484	49576	17	11	6L1837	11083	58	6
5485	49576	17	10	6L1849	11083	73	13
	9576	17	10	6L1880	11083	70	3
5486	49576	17	12	6L2062	11083	48	8
5489	49576	17	19	6L2069	11083	49	13
5489X	49576	17	18	6L2108	11083	57	9
5490	49576	17	20	6L2140	11083	57	
5491	49576	17	21	6L2142	11083	56	21
55TS1-8	91929	85	7	6L2144	66503	56	20
5503	49576	17	1	6L2151	11083	58	18
5504X	49576	17	7	6L2195	11083	78	4
5505X2	49576	17	41	6L2739	11083	57	5
5506X1	49576	17	2	6L2740	11083	47	9
5700	49576	18	39	6L2787	11083	77	30
5746	49576	16	11	6L2801	11083	72	
588-2	60145	26	28	6L2809	11083	68	13
5883	49576	19	14	6L2810	11083	68	11
5884	49576	19	11	6L2819	11083	38	47
5906	49576	16	4	6L2820	11083	38	47
5910	49576	16	41	6L2960	11083	69	10
5916	49576	16	3	6L2961	11083	69	9
5917	49576	19	13	6L2962	11083	46	9

Section IV. INDEX-FEDERAL STOCK NUMBER AND REFERENCE NUMBER  
CROSS-REFERENCE TO FIGURE AND ITEM NUMBER

REFERENCE No.	Mrs CODE	FIG No.	ITEM No.	REFERENCE No.	Mrs CODE	FIG No.	ITEM No.
6L2963	11083	46	7	656	24446	88	4
6L2964	11083	46	19	600TOX4WP29HTR	01121	86	13
6L2965	11083	46		600TOX4WP32HTR	01121	86	15
6L2967	11083	46	11	602A	11083	62	2
6L2968	11083	45	4	6097	49576	20	6
6L2969	11083	34	8	610-5700G43G	08804	87	5
6L2970	11083	43	7		08804	88	24
6L2972	11083	34	4	610-5700G43R	08804	87	4
6L3173	11083	50	5		08804	88	17
6L3174	11083	50	12	6168	49576	19	9
6L3209	11083	50	1	6168X4	49576	19	
6L3210	11083	50	1	6169	49576	19	4
6L3352	11083	76	20	6170	49576	19	3
6L3398	11083	60	19	6171	49576	19	5
6L3401	11083	56	45	6172	49576	19	8
6L3437	11083	51	12	6173	49576	19	6
6L3439	11083	51	13	6174	49576	19	7
6L3520	11083	54	21	6175	49576	19	10
6L3552	11083	49	30	6194	49576	21	3
6L3861	11083	54	54	6194X	49576	21	
6L3862	11083	54	43	6195	49576	21	2
6L3863	11083	54	53	6196	49576	21	4
6L3864	11083	54	44	6197	49576	21	1
6L3865	11083	54	52	62222	08645	15	3
6L3866	11083	54	45	6262	49576	17	8
6L3874	11083	53	11	6269	49576	17	40
6L3901	11083	54	32	6270	49576	17	38
6L3902	11083	54	11	6272	49576	17	47
6L3903	11083	54	33	6273	49576	17	42
6L3904	11083	54	10	6275	49576	17	43
6L3905	11083	54	35	6279	49576	20	2
6L3907	11083	54	36	6281	49576	20	5
6L3908	11083	54	6	6283	49576	20	7
6L3909	11083	54	41	6284	49576	20	1
6L3910	11083	54	5	6285	49576	20	15
6L3911	11083	54	42	6286	49576	17	28
6L3912	11083	54	4		49576	20	12
6L3918	11083	58	78	6289	49576	17	27
6L4347	11083	73	7	6289X	49576	17	25
6L4418	11083	58	8	6291X	49576	17	37
6L4497	11083	76	23	6293	49576	18	33
6L4552	11083	31	9	6294C	49576	17	48
	11083	61	27	6304	49576	20	14
6L4712	11083	51	16	6312	49576	17	15
6L4713	11083	51	5	6313	49576	17	45
6L4714	11083	51	6	6314	49576	17	44
6L4783	11083	49	10	6325A0BS	14907	88	28
6L4790	11083	53	10	6320	49576	17	54
6L4888	11083	34	37	6324X	49576	17	50
6L5104	11083	34	6	6325X	49576	17	55
6L5298	11083	38	13	6327	49576	17	29
6L5304	11083	61	36	63377	08645	5	20
6L5306	11083	60	84	643X83	03516	89	24
6L5360	11083	41	22	643X85	24446	88	34
6L5366	11083	61	11	6440SR	49576	18	27
6L5699	11083	73	9	6442	49576	18	22
6L5851	11083	70	5	6442HP	49576	18	29
6L6495	11083	38	29	6442HPX	49576	18	26
6L6569	11083	51	15	6442X	49576	18	19
6L6573	11083	51	9	6443SR	49576	18	20
6L6705	11083	75	12	6444	49576	18	23
6L6731	11083	75			49576	18	30
6L7198	11083	79	20	6480	49576	19	12
6L7204	11083	79	16	6483	49576	17	30
6L7205	11083	79	22	65647	08645	5	19
6L7615	11083	52	3	6565	49576	17	31
6L7616	11083	52	3	65776	08645	14	2
6L7617	11083	52	4	65906	08645	15	11
6L7618	11083	52	4	65932	08645	15	9
6L7813	11083	76	64	65938	08645	11	8
6L7815	11083	82	34	6598	49576	20	13
6L8166	11083	68	8	6609	49576	16	1
6L8167	11083	68	6	6610	49576	18	1
6L8436	11083	60	13	66154	08645	7	5
6L8441	11083	60	12	66203	86450	15	8
6L8457	11083	60	10	66214	08645	11	10
6L8825	11083	69	22	66648	08645	5	14
6L8826	11083	69	21	66895	08645	7	21
6L9080	11083	39	21	67247	08645	5	10
6L9433	11083	79	29	68283	08645	15	2
6L9697	11083	40		68293	08645	15	10
6L9698	11083	40	26	68477	08645	4	7



**Section IV. INDEX-FEDERAL STOCK NUMBER AND REFERENCE NUMBER  
CROSS-REFERENCE TO FIGURE AND ITEM NUMBER**

<u>REFERENCE No.</u>	<u>Mrs CORE</u>	<u>FIG No.</u>	<u>ITEM No.</u>	<u>REFERENCE No.</u>	<u>Mrs CORE</u>	<u>FIG No.</u>	<u>ITEM No.</u>
6910	49576	16	34	7M6124	11083	50	16
	49576	16	53	7M6842	11083	50	15
69221	08645	3	3	7M6843	11083	50	14
6925	49576	16	36	7M6844	11083	50	17
	49576	16	55	7M6848	11083	76	67
6928	49576	16	57	7M6855	11083	50	19
6964	49576	16	33	7M7431	11083	54	1
	49576	16	56	7M7611	11083	67	31
6965	9576	16	32		11083	67	36
6966X	49576	16	51	7M7613	11083	67	30
69925	08645	14	8		11083	67	37
69932	08645	6	1	7M7817	11083	76	71
7AD4160V	01296	86	30	7M9908	11083	67	19
78193	11083	59	8	7M9910	11083	67	22
782419	11083	76	37	7M9918	11083	67	10
782420	11083	76	36	7M9919	11083	67	23
782742	11083	54	46	7M9923	11083	67	27
783028	11083	46	12	7S3163	11083	80	1
783303	11083	63	11	7S6323	11083	76	43
789457	11083	79	18	7S6366	11083	76	59
789514	11083	60	79	7000	49576	18	2
7F2777	11083	60	85	7003	49576	18	40
7F2836	11083	60	23	701X35665	33516	89	17
7F3538	11083	75	3	7033	49576	16	28
7F5136	11083	75	37	7270	49576	16	12
7F5141	11083	75	33		49576	16	20
7F5143	11083	75	36	7271	49576	16	10
7F5145	11083	75	42	7271X	49576	16	9
7F5148	11083	75	40	7277	49576	16	18
7F5149	11083	75	18	7277X	49576	16	16
7F5151	11083	75	10	7277XU	49576	16	17
7F5152	11083	75	39	7460	49576	20	11
7F5153	11083	75	14	7483	49576	16	44
7F5154	11083	75	30	7483X	49576	16	37
7F5155	11083	75	31	7532X	49576	16	42
7F5156	11083	75	29	76F02KM10	01002	89	20
7F5157	11083	75	24	76F02KM101	01002	86	20
7F5158	11083	75	15	7690	49576	20	3
7F5159	11083	75	21	7690X1	49576	20	
7F5160	11083	75	47	881312	11083	78	7
7F5161	11083	75	19	882664	11083	43	2
7F5162	11083	75	20		11083	43	6
7F5164	11083	75	44	883308	11083	23	2
7F5171	11083	75	22	883410	11083	79	5
7F5174	11083	82	27	884967	11083	59	10
7F5227	11083	47	7	887121	11083	43	11
7F5421	11083	75	35		11083	58	7
7F5422	11083	75	35	889725	11083	53	9
7F5423	11083	75	35	8F1397	11083	34	46
7F5452	11083	75	11	8F4994	11083	76	3
7F5857	11083	59	26	8F6223	11083	58	39
7F6283	11083	75	23	8F6302	11083	58	23
7F6620	11083	44	10	8F683	11083	65	12
7F6627	11083	44	8	8F8513	11083	50	3
7F6628	11083	44	11	8F8682	11083	79	15
7F6630	11083	44	7	8F8858	11083	76	44
7F6633	11083	44	12	8F9206	11083	60	70
7F6636	11083	44	4		11083	76	48
7F7510	11083	39	19	8F9538	11083	58	63
	11083	39	23	8M1607	11083	38	16
7F7669	11083	77	22	8M4401	11083	57	6
7F7670	11083	77	21	8M5124	11083	46	13
7F9504	11083	75	25	8M5961	11083	46	8
7M3171	11083	58	19	8M7097	11083	76	65
7M3639	11083	56	33	8M9180	11083	60	37
7M3641	11083	56	48	8M9620	11083	60	31
7M3664	11083	79	1	8L3972	11083	77	7
7M9832	11083	38	42		11083	81	4
	11083	38	50	8L5726	11083	60	26
7L138	11083	76	55	8L5869	1083	69	23
7L2062	11083	79	30	8L8203	11083	35	22
7L2534	11083	81	1	8L8491	11083	56	38
7L431	11083	56	34	8M2295	11083	67	7
7L433	11083	60	72	8M2296	11083	67	8
7L5277	11083	40	27	8M4014	11083	76	56
7L6543	11083	59	37	8M4437	11083	38	45
7L8143	11083	44	6		11083	38	52
7L8144	11083	44	3	8M4668	11083	59	5
7L8145	11083	44	2	8M4791	11083	53	8
7M4603	11083	54	9	8M4989	11083	38	17
7M4925	11083	80	12	8M5942	11083	50	13
7M4926	11083	80	5	8M7167	11083	67	16

**Section IV . INDEX-FEDERAL STOCK NUMBER AND REFERENCE NUMBER  
CROSS-REFERENCE TO FIGURE AND ITEM NUMBER**

<u>REFERENCE No.</u>	<u>Mrs CODE</u>	<u>FIG No.</u>	<u>ITEM No.</u>	<u>REFERENCE No.</u>	<u>Mrs CODE</u>	<u>FIG No.</u>	<u>ITEM No.</u>
8M7168	11083	67	16	90364	08645	7	24
8M7169	11083	67	16	90366	08645	3	8
837X60	95018	87	16		08645	6	5
	95018	88	36		08645	12	9
850-34604-40	32770	28	20		08645	13	8
850-34604-50	32770	28	16	90576	08645	7	3
851-17500-90	32770	85	35	90700	08645	5	1
	32770	88	32		08645	7	10
851-26100-12	32770	85	34	90832	08645	2	2
854-10903-01	32770	28	5		08645	5	2
856-97649-00	97520	85	36		08645	7	11
	97520	88	33	90887	08645	12	4
858-41557-40	97520	85	40	90931	08645	11	13
	97520	88	35	90970	08645	3	9
8593-1	15373	29	5	91084	08645	11	6
	15373	29	6	91257	08645	3	2
8593-12	15373	27	1	91296	08645	1	2
8593-20A1	15373	30	5	91310	08645	1	3
8593-20A2	15373	30	6	91386	08645	13	9
8593-20A3	15373	30	7	91416	08645	1	4
8593-20A4	15373	30	4	91422	08645	10	8
8593-20A5	15373	30	1	91468	08645	5	17
	15373	30	3	91488	08645	13	7
8593-24	15373	23	19	91984	08645	9	2
8593-25	15373	22	4	92129	08645	5	15
8593-4	15373	83		92268	08645	12	5
8593-41-1	15373	33	9	92272	08645	3	7
8593-68707-5	15373	22	1		08645	6	6
8593-68708	15373	22	2		08645	12	10
8593-68712	15373	22	3		08645	13	5
8593-8	15373	24	16	92650	08645	5	11
8593-82	15373	26		92666	08645	2	3
863-41123-00	32270	85	19		08645	5	21
	32770	88	14	92674	08645	11	1
867-31522-19	97520	85	18	92791	08645	7	20
	97520	88	11	92863	08645	10	5
8810K15	15605	85	17	92864	08645	7	8
8813K17	15605	85	8	93158	08645	7	15
89L83-8X3-8	30327	34	1	93171	08645	7	30
981332	11083	59	9	93381	08645	7	26
982232	11083	57	4	93400	08645	7	23
983582	11083	50	6	93410	08645	7	6
98453	11083	66	2	93473	08645	7	28
98887	11083	69	11	99396	08645	4	1
9F2491	11083	41	14	99665	08645	4	9
9F4446	11083	40	8	99909	08645	4	4
9F51CAK002	03497	89	22	99910	08645	4	2
9F5644	11083	66	12	99947	08645	14	3
9F6011	24446	89	23				
9F6580	11083	60	40				
9F6656	11083	38	46				
	11083	38	53				
9F7022	11083	58	22				
9F7707	11083	76	45				
9F8254	11083	76	18				
9F8596	11083	61	39				
9M6067	11083	38	48				
9M1367	11083	69	18				
9M1974	11083	49	11				
9M3723	11083	46	15				
9M3865	11083	46	2				
9M3866	11083	46	3				
9M4252	11083	46	18				
9M4256	11083	46	17				
9M5242	11083	31	10				
	11083	61	20				
9M58	11083	40	18				
9M6505	11083	80	8				
9M6527	11083	58	10				
9M7269	11083	77	11				
9M7510	11083	59	4				
9M7660	11083	46	6				
9M9545	11083	67	13				
9M9647	11083	61	19				
	11083	70	38				
9M9928	11083	67	42				
9M9938	11083	67	38				
9M9939	11083	67	34				
9T28Y7943G4	24446	89	25				
900729-8	00624	25	11				
90200	08645	7	9				
90356	08645	10	7				

Section IV. INDEX-FEDERAL STOCK NUMBER AND REFERENCE NUMBER  
CROSS-REFERENCE TO FIGURE AND ITEM NUMBER

ITEMS NOT ILLUSTRATED

STOCK NUMBER	GROUP No.	REFERENCE No.	MP# CODE	GROUP No.
2910-170-7125	04	AN122717	11083	41
2990-120-9766	34	BE0794-2	97520	43
3110-277-0243	34		97520	44
3110-620-0364	34	BE9024	97520	43
3655-960-2711	05	BUJ	23826	43
4310-101-9176	02	BUSIAK	23826	43
4310-945-3145	43	BUSIC	23826	43
4710-193-2889	43	BEX	23826	43
4730-010-3867	43	BZV2RM2	91929	02
4730-882-8621	43	CB1SR4	97520	43
5305-126-2972	22		97520	44
5305-129-2297	43	CP2008	25326	44
5305-724-5911	43	CR123C1808	04314	44
5305-947-4353	07	CR123H673A	02295	44
5306-123-8117	43	CR15182	03497	44
5306-123-8194	43	D11805-9	23826	43
5310-010-3323	43	D11806-1	23826	43
5310-010-3326	07	HOA	23826	43
5310-275-0327	07	JAN0837X60	95018	43
5310-514-6841	34	KRP1104	98310	06
5310-514-6849	34	KRP140G	98310	06
	22	LC1-1200-1B	25326	06
	22	LC210D	81349	09
5310-725-7382	43		81349	43
5310-852-8460	43	LC21RD	81349	09
5310-894-5145	43		81349	43
5315-255-0996	41	L2061	11083	41
5315-123-0085	43	MLFR1	75346	43
5330-869-6963	43	MLLP1	75346	43
5905-100-5026	43	ML2	75346	43
5905-903-5393	43	MODELWUA	82386	09
	43	Q0115	88434	43
5905-903-5397	43	Q0120	56365	43
	43	Q0125	04809	43
5905-903-5398	43	Q0304200F	19804	43
	43	Q0330	90211	43
5910-102-6819	43	RM16181	03486	43
5910-281-0794	43	S1571	11083	30
5910-804-8455	43	S1589	11083	30
5920-105-9796	43	S1595	11083	30
5920-854-8898	43	TE122015	02295	43
5920-854-4917	43	T0B1120	03497	44
5925-101-6837	43	T0B2115	03497	44
5925-583-7941	43	T0B32030	03497	44
5925-102-3848	44	T0B32030	03497	44
5925-102-3849	44	TVA1504	56289	43
5925-810-4892	43	T2SR4	97520	43
5925-818-4811	43		97520	44
5925-824-4018	43	T3SR4	97520	43
5925-958-6828	43		97520	44
5930-097-8414	43	T75	11083	22
5930-135-3898	43	V4	54641	04
5930-519-9390	02	WPA1	82386	05
5930-868-4398	43	002-10022	32770	06
5930-890-9496	05	0606	44655	43
5930-910-5638	43	1A2029	11083	32
5935-302-6343	06	1B4203	11083	22
5940-101-9853	44	1D4716	11083	32
5940-120-4363	43	1D4717	11083	32
5940-469-6737	44	1N3612	81349	43
	44	1N3495R	97520	43
5945-383-2271	05		97520	44
5945-448-5399	06	1STB1103	15373	43
5945-686-1207	44		15373	44
5945-850-6962	44		02002	11
5945-893-7375	06	10AA23MM	42576	02
5945-950-2362	43	103-A	28478	43
	44	105ADPT10A110VDC	01518	32
5950-070-8093	43	1118X	1120	43
	44	1120	15373	43
5950-071-7636	43	1122	15373	43
	44	1125	15373	43
5950-091-9185	43	114727	03486	43
	44	1208	63325	43
5950-091-9186	43	1285-15	82386	05
	44	146-103	02660	43
	44	2A911B102	04314	44
5961-054-0925	44	A82994	11083	41
5961-091-9191	44	287457	11083	41
5961-091-9192	43	2001-A	42576	02
5961-091-9193	44	2208	44655	44
	43	23C	72100	02
5961-466-0229	44	23Z2145	03516	44

**Section IV. INDEX - FEDERAL STOCK NUMBER AND REFERENCE NUMBER  
CROSS-REFERENCE TO FIGURE AND ITEM NUMBER**

ITEMS NOT ILLUSTRATED

<u>Stock Number</u>	<u>Group No.</u>	<u>REFERENCE No.</u>	<u>Mrs Code</u>	<u>Group No.</u>
5961-723-3602	43	2340C01R	94607	05
5961-866-4599	06	2340D005	94607	05
5999-130-3635	43	256-6784	49576	02
6105-102-9682	02	2602C110VOC	83851	44
6105-122-3947	04	384506	11083	32
6110-135-0253	43		11083	32
	44		11083	22
	43	384508	11083	34
6110-439-1707	43	384510	11083	34
6110-439-1713	43	388998	11083	34
6115-450-6596	06	39510	11083	34
6140-057-2524	43	395314	11083	34
6210-061-2623	05	395315	11083	07
	43	3028-2-1-21N	76381	44
6210-105-0177	43	3151	05684	43
6210-466-1888	43	38613F83	64467	11
6210-470-7623	43	3980-6	82386	05
6210-839-8865	05	4082GCCP310A2	04725	43
6240-493-7809	43	46700	79911	44
6240-143-3060	05	581974	11083	44
6350-459-8898	43	54P175ORPM	04419	02
6620-450-5702	05	5JL46	32770	06
6620-713-7548	05	5K1770	11083	06
6680-898-4769	05	5K432	10327	04
6685-460-6163	11	514-00302-03	32770	44
6685-460-6169	32	531-20200-01	32770	06
6685-470-6232	11	6F7031	11083	33
6685-470-6233	11	6L4640	11083	32
6685-825-8032	02	6S60C120V	24446	05
		69-0573	97520	43
			97520	44
		69-1676	97520	43
			97520	44
		69-1796	97520	43
			97520	44
		69-1818	97520	43
			97520	44
		69-1819	97520	43
			97520	44
		7F6284	97520	44
		71-0222	11083	34
			97520	43
			97520	44
		827-36133-07	97520	43
			97520	44
		851-17500-09	32770	06
		851-26100-12	32770	44
		8593-68707-4	15373	03
		8593-68711	15373	03
		864-11221-25	32770	06
		8858	72100	11
		9F51CAK008	03497	44
		9L18AGG301	03497	44

**By Order of the Secretary of the Army:**

**W. C. WESTMORELAND,**  
*General, United States Army,*  
*Chief of Staff.*

**Official:**

**VERNE L. BOWERS,**  
*Major General, United States Army,*  
*The Adjutant General.*

**Distribution:**

To be distributed in accordance with DA Form 12-25, Section IV  
(qty rqr block no. 755) Direct and General Support Maintenance require-  
ments for Generator Sets, Engine Driven, 150 KW and Up.

☆ U.S. GOVERNMENT PRINTING OFFICE : 1991 O - 281-486 (42053)





PIN : 013553-000

Digitized by Google