

**TM 11-5805-201-23P**

---

**TECHNICAL MANUAL**


**ORGANIZATIONAL AND DIRECT SUPPORT MAINTENANCE  
REPAIR PARTS AND SPECIAL TOOLS LIST  
FOR  
TELEPHONE SETS TA-312/PT  
(NSN 5805-00-543-0012)  
AND  
TA-312A/PT (NSN 5805-01-217-7310)**

This publication is required for official use or for administrative or operational purposes only. Distribution is limited to US Government Agencies. Other requests for this document must be referred to Commander, US Army Communications-Electronics Command and Fort Monmouth, ATTN: AMSEL-ME-P, Fort Monmouth, NJ 07703-5000.

---

**HEADQUARTERS, DEPARTMENT OF THE ARMY**

**1 JANUARY 1987**



TECHNICAL MANUAL

No. 11-5805-201-23P

HEADQUARTERS  
DEPARTMENT OF THE ARMY  
Washington, DC, 1 January 1987

**ORGANIZATIONAL AND DIRECT SUPPORT MAINTENANCE  
REPAIR PARTS AND SPECIAL TOOLS LIST  
FOR**

**TELEPHONE SETS  
TA-312/PT  
(NSN 5805-00-543-0012)**

**AND  
TA-312A/PT  
(NSN 5805-01-217-7310)**

Current as of 2 June 1986

**REPORTING ERRORS AND RECOMMENDING IMPROVEMENTS**


You can help improve this manual. If you find any mistakes or if you know of a way to improve the procedures, please let us know. Mail your letter, DA Form 2028 (Recommended Changes to Publications and Blank Forms), or DA Form 2028-2 located in back of this manual direct to: Commander, US Army Communications—Electronics Command and Fort Monmouth, ATTN: AMSEL-ME-MP, Fort Monmouth, NJ 07703-5000.

In either case, a reply will be furnished direct to you.

**Table of Contents**

		Page	Illus Figure
SECTION	I. Introduction .....	1	
	II. Repair Parts List .....	1-1	
GROUP	00 Telephone Set TA-312/PT and TA-312A/PT .....	1-1	1
	01 Panel Assembly, TA-312/PT and TA-312A/PT, Bottom Exploded View .....	2-1	2
	Panel Assembly, TA-312/PT and TA-312A/PT, Top Exploded View .....	3-1	3
	Panel Assembly, TA-312/PT and TA-312A/PT, Removed from Housing, Bottom View .....	4-1	4
	02 Case, Telephone Set, TA-312/PT and TA-312A/PT .....	5-1	5
SECTION	III. Special Tools List (Not applicable)		
	IV. National Stock Number and Part Number Index .....	1-1	

\*This manual supersedes TM 11-5805-201-20P, 8 July 1977 and TM 11-5805-201-30P, 5 March 1985.



## SECTION I INTRODUCTION

### 1. Scope

This manual lists and authorizes spares and repair parts; special tools; special test, measurement, and diagnostic equipment (TMDE); and other special support equipment required for performance of organizational and direct support maintenance of the TA-312/PT and TA-312A/PT. It authorizes the requisitioning, issue, and disposition of spares, repair parts and special tools as indicated by the source, maintenance and recoverability (SMR) codes.

### 2. General

This Repair Parts and Special Tools List is divided into the following sections:

*a. Section II. Repair Parts List.* A list of spares and repair parts authorized by this RPSTL for use in the performance of maintenance. The list also includes parts which must be removed for replacement of the authorized parts. Parts lists are composed of functional groups in ascending numeric sequence, with the parts in each group listed in ascending item number sequence. Figure numbers are listed directly beneath the group header.

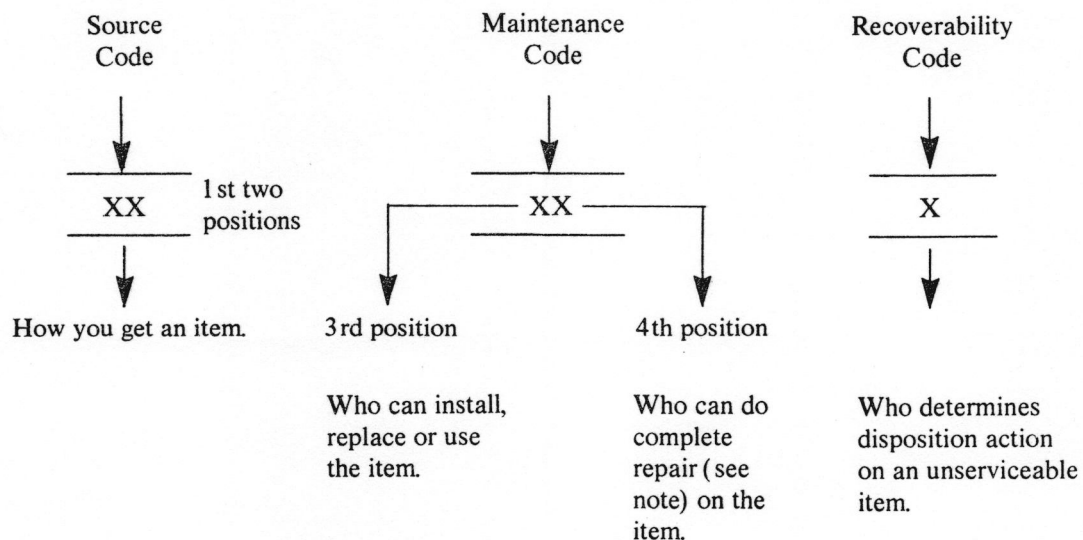
*b. Section III. Special Tools List.* Not applicable.

*c. Section IV. National Stock Number and Part Number Index.* A list, in National item identification number (NIIN) sequence, of all National stock numbered items appearing in the listing, followed by a list in alphameric sequence of all part numbers appearing in the listings. National stock numbers and part numbers are cross-referenced to each illustration figure and item number appearance.

### 3. Explanation of Columns (Section II and III)

*a. Item No. (Column 1).* Indicates the number used to identify items called out in the illustration.

*b. SMR Code (Column 2).* The source, maintenance, and recoverability (SMR) code is a five-position code containing supply/requisitioning information, maintenance category authorization criteria, and disposition instruction, as shown in the following breakout:



NOTE

Complete repair, Maintenance capacity, capability, and authority to perform all corrective maintenance tasks of the "Repair" function in a use/user environment in order to restore serviceability to a failed item.

(1) *Source code*. The source code tells you how to get an item needed for maintenance, repair, or overhaul of an end item/equipment. Explanations of source codes follows:

Code

PA  
PB  
PC  
PD  
PE  
PF  
PG

*Explanation*

Stocked items; use the applicable NSN to request/requisition items with these source codes. They are authorized to the category indicated by the code entered in the third position of the SMR code.

NOTE

Items coded PC are subject to deterioration.

AO — Assembled by org/AVUM category  
AF — Assembled by DS/AVIM category  
AH — Assembled by GS category  
AL — Assembled by SRA  
AD — Assembled by Depot

*Explanation*

Items with these codes are not to be requested/requisitioned individually. The parts that make up the assembled item must be requisitioned or fabricated and assembled at the category of maintenance indicated by the source code. If the third position code of the SMR code authorizes you to replace the item, but the source code indicates the item is assembled at a higher category, order the item from the higher category of maintenance.

KD  
KF  
KB

Items with these codes are not to be requested/requisitioned individually. They are part of a kit which is authorized to the maintenance category indicated in the third position of the SMR code. The complete kit must be requisitioned and applied.

MO — Made at org/AVUM category  
MF — Made at DS/AVUM category  
MH — Made at GS category  
ML — Made at Specialized Repair Activity (SRA)  
MD — Made at Depot

Items with these codes are not to be requested/requisitioned individually. They must be made from bulk material which is identified by the part number in the description and usable on code (UOC) column and listed in the Bulk Material group of the repair parts list. If the item is authorized to you by the third position code of the SMR code, but the source code indicates it is made at a higher category, order the item from the higher category of maintenance.

<i>Code</i>	<i>Explanation</i>
XA —	Do not requisition an "XA" coded item. Order its next higher assembly.
XB —	If an "XB" item is not available from salvage, order it using the FSCM and part number given.
XC —	Installation drawing, diagram, instruction sheet, field service drawing, that is identified by manufacturers part number.
XD —	Item is not stocked. Order an "XD" coded item through normal supply channels using the FSCM and part number given, if no NSN is available.

**NOTE**

Cannibalization or controlled exchange, when authorized, may be used as a source of supply for items with the above source codes, except for those coded "XA" or those aircraft support items restricted by requirements of AR 750-1.

(2) *Maintenance code.* Maintenance codes tell you the category of maintenance authorized to USE and REPAIR support items. The maintenance codes are entered in the third and fourth positions of the SMR code as follows:

(a) The maintenance code entered in the third position tells you the lowest maintenance category authorized to remove, replace, and use an item. The maintenance code entered in the third position will indicate authorization to one of the following categories of maintenance.

<i>Code</i>	<i>Application/Explanation</i>
C —	Crew or operator maintenance done within organizational or aviation maintenance.
O —	Organizational or aviation unit category can remove, replace, and use the item.
F —	Direct support or aviation intermediate category can remove, replace, and use the item.
H —	General support category can remove, replace, and use the item.
L —	Specialized repair activity can remove, replace, and use the item.
D —	Depot category can remove, replace, and use the item.

(b) The maintenance code entered in the fourth position tells whether or not the item is to be repaired and identifies the lowest maintenance category with the capability to do complete repair (i.e., perform all authorized repair functions). This position will contain one of the following maintenance codes.

**NOTE**

Some limited repair may be done on the item at a lower category of maintenance, if authorized by the Maintenance Allocation Chart (MAC) and SMR codes.

<i>Code</i>	<i>Application/Explanation</i>
O —	Organizational or aviation unit is the lowest category that can do complete repair of the item.
F —	Direct support or aviation intermediate is the lowest category that can do complete repair of the item.
H —	General support is the lowest category that can do complete repair of the item.
L —	Specialized repair activity (designate the specialized repair activity) is the lowest category that can do complete repair of the item.
D —	Depot is the lowest category that can do complete repair of the item.
Z —	Nonreparable. No repair is authorized.
B —	No repair is authorized. (No parts or special tools are authorized for the maintenance of a "B" coded item). However, the item may be reconditioned by adjusting, lubricating, etc., at the user category.

(3) *Recoverability code.* Recoverability codes are assigned to items to indicate the disposition action on unserviceable items. The recoverability code is entered in the fifth position of the SMR Code as follows:

<i>Recoverability Codes</i>	<i>Application/Explanation</i>
Z —	Nonreparable item. When unserviceable, condemn and dispose of the item at the category of maintenance shown in the third position of SMR Code.
O —	Reparable item. When uneconomically repairable, condemn and dispose of the item at organizational or aviation unit category.
F —	Reparable item. When uneconomically repairable, condemn and dispose of the item at direct support or aviation intermediate category.

Recoverability  
Codes

Application/Explanation

- H — Repairable item. When uneconomically repairable, condemn and dispose of item at general support category.
- D — Repairable item. When beyond lower category repair capability return to depot. Condemnation and disposal of item not authorized below depot category.
- L — Repairable item. Condemnation and disposal not authorized below specialized repair activity (SRA).
- A — Item requires special handling or condemnation procedures because of specific reasons (e.g., precious metal content, high dollar value, critical material, or hazardous material). Refer to appropriate manuals/directives for specific instructions.

c. *FSCM (Column (3))*. The Federal Supply Code for Manufacturer (FSCM) is a 5-digit numeric code which is used to identify the manufacturer, distributor, or Government agency, etc., that supplies the item.

d. *Part Number (Column (4))*. Indicates the primary number used by the manufacturer (individual, company, firm, corporation, or Government activity), which controls the design and characteristics of the item by means of its engineering drawings, specifications, standards, and inspection requirements to identify an item or range of items.

NOTE

When you use a NSN to requisition an item, the item you receive may have a different part number from the part ordered.

e. *Description and Usable on Code (UOC) (Column (5))*. This column includes the following information.

- (1) The Federal item name and, when required, a minimum description to identify the item.
- (2) Usable on code, when applicable (para 5).
- (3) The statement "END OF FIGURE" appears just below the last item description in Column (5) for a given figure

in both section II and section III.

f. *Qty (Column (6))*. Indicates the quantity of the item used in the breakout shown on the illustration figure, which is prepared for a functional group, subfunctional group, or an assembly. A "V" appearing in this column in lieu of a quantity indicates that the quantity is variable and the quantity may vary from application to application.

#### 4. Explanation of Columns (Section IV)

a. *National Stock Number (NSN) Index*

(1) *Stock number column*. This column lists the NSN by National item identification number (NIIN) sequence. The NIIN consists of the last nine digits of the NSN. When using this column to locate an item, ignore the first four digits of the NSN. When requisitioning items use the complete NSN (13 digits).

(2) *Fig. column*. This column lists the number of the figure where the item is identified/located. The illustrations are in numerical sequence in sections II and III.

(3) *Item column*. The item number identifies the item associated with the figure listed in the adjacent Fig. column. This item is also identified by the NSN listed on the same line.

b. *Part Number Index*. Part numbers in this index are listed by part number in ascending alphameric sequence.

(1) *FSCM column*. This column lists the Federal supply code for manufacturer (FSCM).

(2) *Part number column*. This column indicates the part number assigned to the item.

(3) *Stock number column*. This column lists the National stock number for the associated part number and manufacturer identified in the part number and FSCM columns to the left.

(4) *Fig. column*. This column lists the number of the figure where the item is identified/located in sections II and III.

(5) *Item column*. The item number is that number assigned to the item as it appears in the figure referenced in the adjacent figure number column.

#### 5. Special Information

a. *Usable on Code*. The usable on code appears in the lower left corner of the description column heading. Usable on codes are shown as "UOC: " in the description column (justified left) on the first line applicable item description nomenclature. Uncoded items are applicable to all models. Identification of the usable on codes used in this RPSTL are:

<i>Code</i>	<i>Used on</i>
DNB	TA-312/PT
HGB	TA-312/PT



*b. Associated Publications.* The publications listed below pertain to the TA-312/PT and its components:  
 TM 11-5805-201-12, Telephone Set TA-312/PT  
 TM 11-5805-201-35, Telephone Set TA-312A/PT

*c. National Stock Numbers.* National stock numbers (NSN's) that are missing from P source coded items have been applied for and will be added to this TM by future change/revision when they are entered in the Army Master Data File (AMDF). Until the NSN's are established and published, submit exception requisitions to: Commander, US Army Communications-Electronics Command and Fort Monmouth, ATTN: AMSEL-MM, Fort Monmouth, NJ 07703-50006 for the part required to support your equipment.

## 6. How to Locate Repair Parts

*a. When National stock number or part number is not known.*

(1) *First.* Using the table of contents, determine the assembly group or subassembly group to which the item belongs. This is necessary since figures are prepared for assembly groups and subassembly groups, and listings are divided into the same groups.

(2) *Second.* Find the figure covering the assembly group or subassembly group to which the item belongs.

(3) *Third.* Identify the item on the figure and note the item number.

(4) *Fourth.* Refer to the Repair Parts List for the figure to find the part number for the item number noted on the figure.

(5) *Fifth.* Refer to the Part Number Index to find the NSN, if assigned.

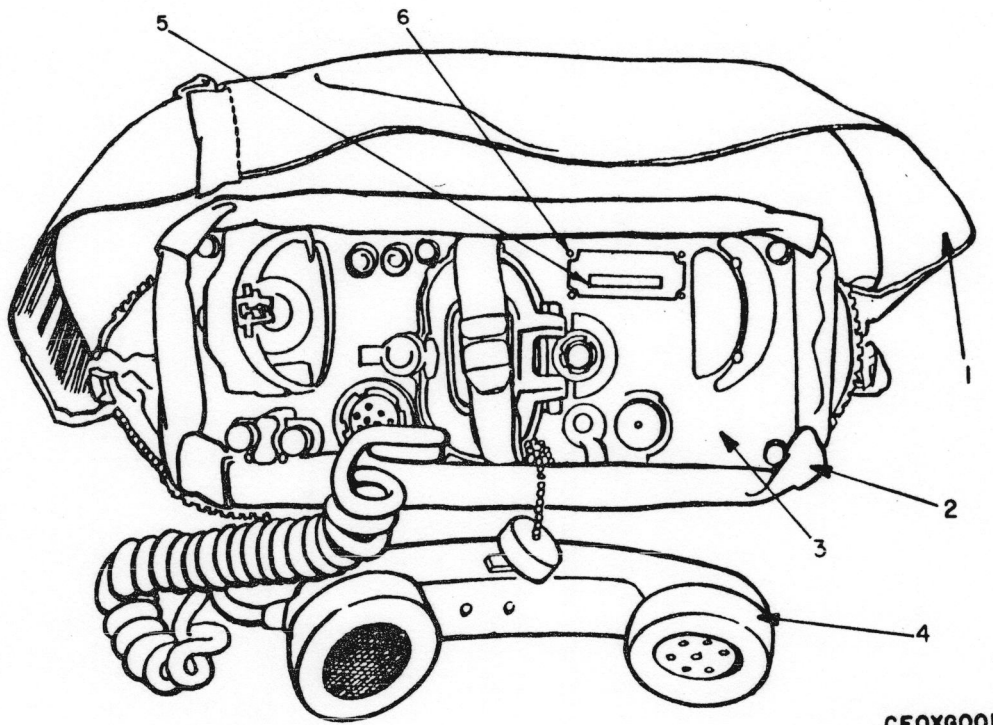
*b. When National stock number or part number is known.*

(1) *First.* Using the index of National stock numbers and part numbers, find the pertinent National stock number or part number. The NSN index is in National item identification number (NIIN) sequence (para 4a(1)). The part numbers in the part number index are listed in ascending alphameric sequence (para 4b). Both indexes cross-reference you to the illustration figure and item number of the item you are looking for.

(2) *Second.* After finding the figure and item number, verify that the item is the one you're looking for, then locate the item number in the repair parts list for the figure.

## 7. Abbreviations

Not applicable.



CEOXG001

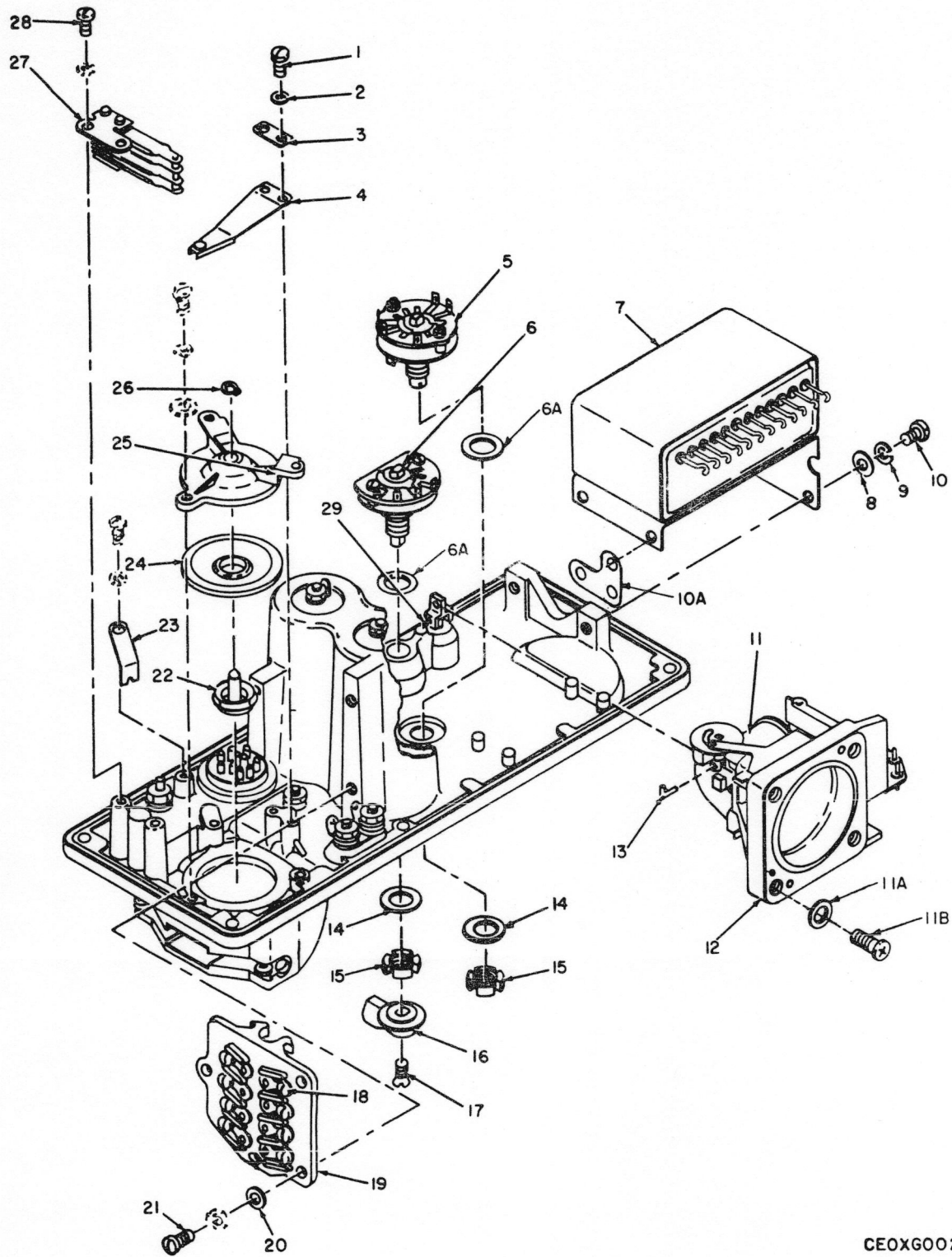
Figure 1. Telephone Set TA-312/PT and TA-312A/PT.

SECTION II			TM11-5805-201-23P	(5)	(6)
(1)	(2)	(3)	(4)		
ITEM	SMR		PART	DESCRIPTION AND USABLE ON CODES(UOC)	QTY
NO	CODE	FSCM	NUMBER	GROUP 00 TELEPHONE SET TA-312/PT AND TA-312A/PT	

FIGURE 1

1	XBFZZ	80063	SC-C-140791	SLING,CASE.....	1
2	PAOZZ	80058	CY-1277B/PT	CASE,TELEPHONE SET.....	1
3	XBFFF	80063	A3057866	TELEPHONE SET.....	1
				UOC:HG8	
3	XBFFF	80063	SM-D-283356	TELEPHONE SET.....	1
				UOC:DNB	
4	PAFZZ	80058	H-60/PT	HANDSET.....	1
5	MDFZZ	80063	SM-C-283423	PLATE IDENT (SEE SB 11-631).....	1
				UOC:DNB	
5	MDFZZ	80063	A3059486	PLATE IDENT (SEE SB 11-631)	1
				UOC:HG8	
6	PAFZZ	96906	MS21318-14	SCREW,DRIVE.....	4
				UOC:HG8	
6	PAFZZ	96906	MS21318-13	SCREW,DRIVE.....	4
				UOC:DNB	

END OF FIGURE



CEOXG002

Figure 2. Panel Assembly TA-312/PT and TA-312A/PT, Bottom Exploded View.


SECTION II			TM11-5805-201-23P	(5)	(6)
(1)	(2)	(3)	(4)		
ITEM	SMR	FSCM	PART	DESCRIPTION AND USABLE ON CODES(UOC)	QTY
NO	CODE		NUMBER		

GROUP 01 PANEL ASSEMBLY TA-312/PT  
AND TA-312A/PT, BOTTOM  
EXPLODED VIEW

FIGURE 2

1	PAFZZ	96906	MS35206-227	SCREW, MACHINE.....	4
2	PAFZZ	96906	MS35338-41	WASHER, LOCK.....	1
3	PAFZZ	80063	SM-B-207857	PLATE, MENDING.....	1
4	PAFZZ	80063	SM-B-207789	STOP, ELECTRICAL SWI.....	1
5	PAFZZ	80063	SM-A-207875	SWITCH, ROTARY.....	1
6	PAFZZ	80063	SM-A-283418	SWITCH, ROTARY.....	1
6A	PAFZZ	96906	MS9068-012	PACKING, PREFORMED.....	2
				UOC:HG8	
7	PAFZZ	80058	CU-350/PT	NETWORK, IMPEDANCE M.....	1
8	PAFZZ	96906	MS27183-7	WASHER, FLAT.....	4
9	PAFZZ	96906	MS35338-42	WASHER, LOCK.....	4
10	PAFZZ	96906	MS35206-242	SCREW, MACHINE.....	4
10A	PAFZZ	80063	A3057875	BRACKET.....	1
				UOC:HG8	
11	PAFZZ	80063	SM-C-208096	COIL, TELEPHONE.....	1
11A	PAFZZ	80063	SM-D-283351-1	WASHER, SEALING.....	10
				UOC:DNB	
11B	PAFZZ	96906	MS51957-45	SCREW, MACHINE.....	4
				UOC:HG8	
12	PAFZZ	80058	BZ-23/PT	RINGER, TELEPHONE.....	1
13	PAFZZ	80063	SM-B-107859	PIN, STRAIGHT HEADED.....	1
14	PAFZZ	80063	SM-B-207883	INSULATOR, WASHER.....	2
				UOC:DNB	
15	PAFZZ	80063	SM-B-207785	NUT, PLAIN, ROUND.....	2
16	PAOZZ	80063	SM-B-283410	KNOB.....	1
				UOC:DNB	
16	PAOZZ	80063	A3059489	KNOB.....	1
				UOC:HG8	
17	PAOZZ	96906	MS35198-25	SCREW, MACHINE.....	1
				UOC:HG8	
17	PAOZZ	96906	MS35206-25	SCREW, MACHINE.....	1
				UOC:DNB	
18	PAFZZ	96906	MS35206-226	SCREW, MACHINE.....	8
19	PAFZZ	80063	SM-C-207798	TERMINAL BOARD.....	1
20	PAFZZ	96906	MS27183-17	WASHER, FLAT.....	6
21	PAFZZ	96906	MS35206-228	SCREW, MACHINE.....	3
22	PAFZZ	80063	SM-C-207795	BAR, ACTUATOR, ELECTR.....	1
23	PAFZZ	80063	SM-B-283417	BRACKET, ANGLE.....	1
24	PAFZZ	80063	SM-C-207790	PACKING, PREFORMED.....	1
25	PAFZZ	80063	SM-B-207784	BRIDGE, CLAMP.....	1
26	PAFZZ	79136	8100-18	RING, RETAINING.....	1
27	PAFZZ	80063	SM-C-283413	SWITCH, PUSH.....	1
				UOC:DNB	
28	PAFZZ	96906	MS35206-233	SCREW, MACHINE.....	6

END OF FIGURE



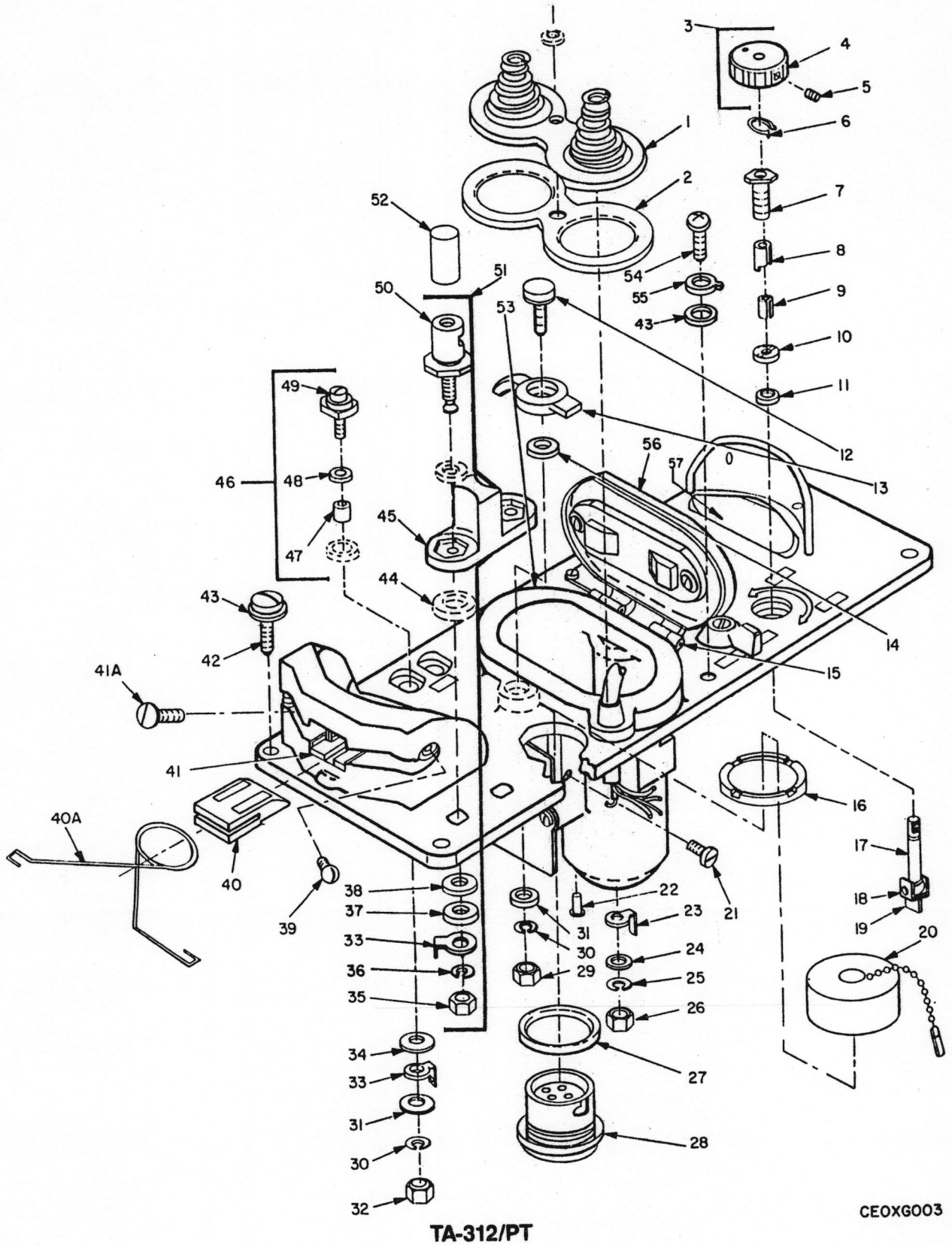
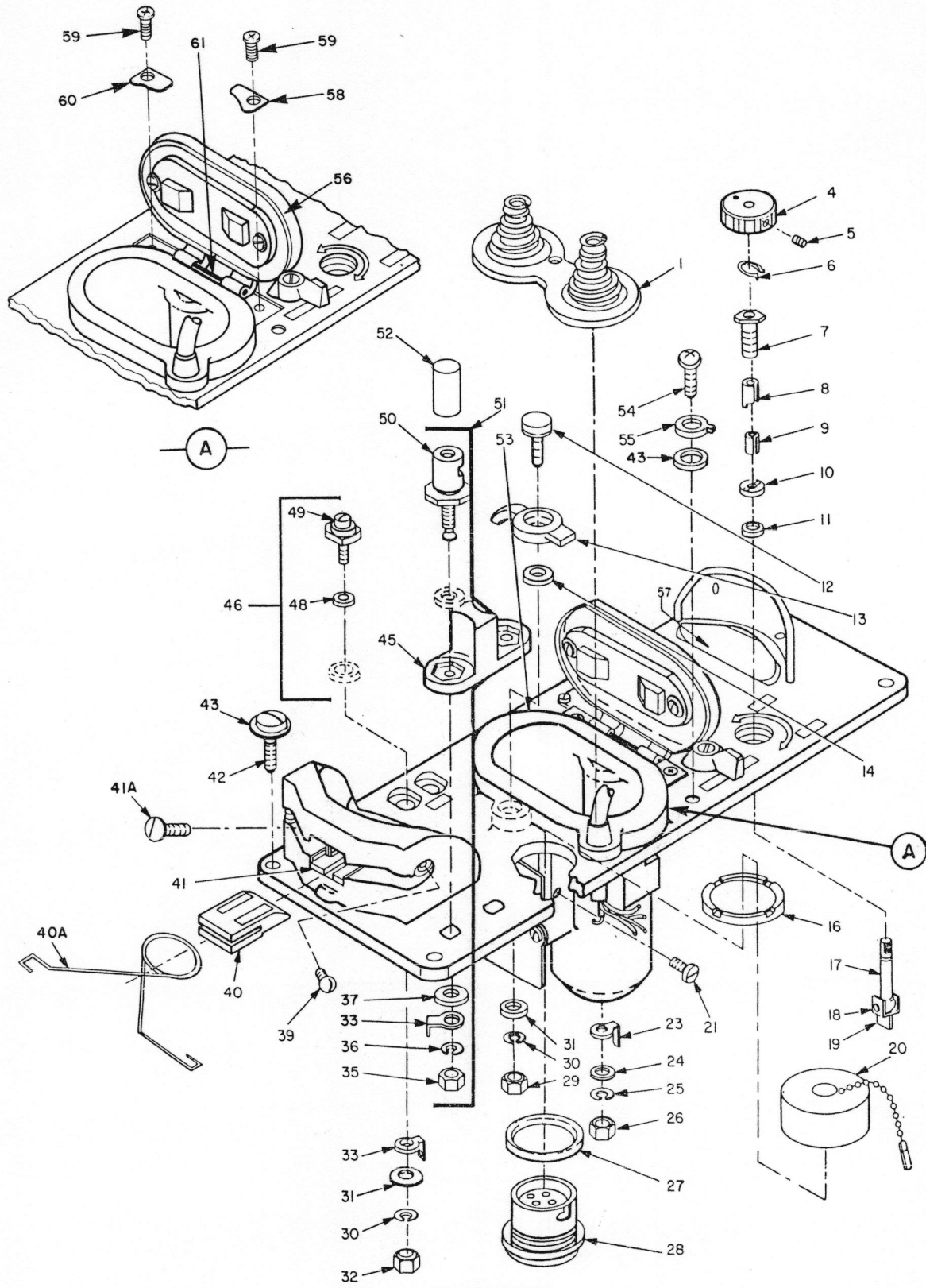


Figure 3. Panel Assembly TA-312/PT and TA-312A/PT, Top Exploded View (Sheet 1 of 2).



TA-312A/PT

CE0X6004

Figure 3. Panel Assembly TA-312/PT and TA-312A/PT, Top Exploded View (Sheet 2 of 2).



SECTION II  
 (1) (2) (3)  
 ITEM SMR  
 NO CODE FSCM

TM11-5805-201-23P  
 (4)  
 PART  
 NUMBER

(5)

(6)

DESCRIPTION AND USABLE ON CODES(UOC) QTY

GROUP 01 PANEL ASSEMBLY TA-312/PT  
 AND TA-312A/PT, TOP  
 EXPLODED VIEW

FIGURE 3

1	PAFZZ	80063	SM-C-207796	CONTACT ASSEMBLY, EL.....	1
2	PAFZZ	80063	SM-B-207861	GASKET.....	1
				UOC:DNB	
3	PAOZZ	80063	SM-B-283419	KNOB.....	1
4	XBFZZ	80063	SM-B-283419-4	KNOB.....	1
5	PAFZZ	80063	SM-B-130334-2	SETSCREW.....	2
6	PAFZZ	79136	8100-12	RING, RETAINING.....	1
7	PAFZZ	80063	SM-B-207792	BUSHING, SHAFT.....	1
8	PAFZZ	80063	SM-B-207865	RING, RETAINING.....	1
9	PAFZZ	80063	SM-B-207869	BUSHING, RUBBER.....	1
10	PAFZZ	80063	SM-B-207783	WASHER, KEYWAY.....	1
11	PAFZZ	80063	SM-B-207880-1	GASKET.....	1
12	PAFZZ	80063	SM-B-207860	SCREW, SHOULDER.....	1
13	PAFZZ	80063	SM-B-207848	LATCH, THUMB.....	1
14	PAFZZ	91599	110002	GASKET.....	1
15	PAFZZ	80063	SM-B-207825	PIN, STRAIGHT, HEADLE.....	2
				UOC:DNB	
16	PAFZZ	80063	SM-B-83052	NUT, PLAIN, ROUND.....	1
17	PAFZZ	80063	SM-C-207815	SHAFT.....	1
18	PAFZZ	80063	SM-B-207859	PIN, STRAIGHT, HEADED.....	1
19	PAFZZ	80063	SM-B-207866	CLEVIS, ROD END.....	1
20	PAFZZ	80058	CW339U	COVER, ELECTRICAL CO.....	1
				UOC:DNB	
20	PAFZZ	80063	A3057877	CONNECTOR CAP ASSY.....	1
				UOC:HG8	
21	PAFZZ	77900	1202-61-50	SCREW, SPECIAL.....	4
22	PAFZZ	80063	SM-B-207845	RIVET, TUBULAR.....	2
				UOC:DNB	
23	XBFZZ	80063	SM-B-207852	TERMINAL LUG.....	2
24	PAFZZ	96906	MS27183-6	WASHER, FLAT.....	2
25	PAFZZ	96906	MS35338-41	WASHER, LOCK.....	1
26	PAFZZ	96906	MS35649-262	NUT, PLAIN, HEXAGON.....	2
27	PAFZZ	80063	SC-B-83057	PACKING, PREFORMED.....	1
28	PAFZZ	80058	U-79/U	CONNECTOR, RECEPTACL.....	1
29	PAFZZ	96906	MS35649-282	NUT, PLAIN, HEXAGON.....	1
30	PAFZZ	96906	MS35338-42	WASHER, LOCK.....	2
31	PAFZZ	96906	MS27183-7	WASHER, FLAT.....	5
32	PAFZZ	96906	MS35649-222	NUT, PLAIN, HEXAGON.....	1
33	XBFZZ	80063	SM-B-207851	TERMINAL, LUG.....	1
34	XBFZZ	80063	SM-B-207821	INSULATOR, WASHER.....	1
				UOC:DNB	
35	PAFZZ	80063	SM-C-283479-1	NUT, HEXAGON.....	1
36	XBFZZ	80063	SM-C-283479-3	WASHER LOCK.....	1
37	XBFZZ	80063	SM-C-283479-2	WASHER.....	1
38	PAFZZ	80063	SM-B-207818	INSULATOR, WASHER.....	2

SECTION II			TM11-5805-201-23P	(5)	(6)
(1)	(2)	(3)	(4)		
ITEM NO	SMR CODE	FSCM	PART NUMBER	DESCRIPTION AND USABLE ON CODES(UOC)	QTY
39	PAFZZ	96906	MS51957-25	UOC:DNB SCREW,MACHINE.....	2
39	PAOZZ	96906	MS51957-26	UOC:DNB SCREW,MACHINE.....	2
40	PAFZZ	80063	SCB444330	UOC:HG8 RETAINER,ASSY.....	2
40A	PAFZZ	80063	SC-B-444331	SPRING HELICAL TOR.....	1
41	PAFZZ	80063	SM-C-207816	BRACKET,ANGLE.....	1
41A	PAFZZ	96906	MS21318-8	SCREW,DRIVE.....	2
42	PAFZZ	96906	MS51957-45	SCREW,MACHINE.....	4
43	PAFZZ	80063	A3068063	WASHER SEALING.....	10
43	PAFZZ	80063	SM-D-283351-1	UOC:HG8 WASHER, SEALING.....	4
44	PAFZZ	80063	SM-B-207880-3	UOC:DNB PACKING,PREFORMED.....	2
45	PAFZZ	80063	SC-C-25236	INSULATOR,ANGLE BRA.....	1
46	PAFZZ	80063	SM-D-207847	TERMINAL STUD.....	2
46	PAFZZ	80063	A3059491	UOC:DNB TERMINALSTUD ASSY.....	2
47	XBFZZ	80063	SMB207847-14	UOC:HG8 INSULATOR,BUSHING.....	1
48	PAFZZ	80063	SM-B-207880-3	UOC:DNB PACKING,PREFORMED.....	1
49	XBFZZ	80063	SM-B-207826	TERMINAL STUD.....	1
50	PAFZZ	80063	SM-C-283479	POST,BINDING,ELECTR.....	2
51	PAFZZ	80063	SM-C-283478	POST,BINDING,ELECTR.....	1
51	PAFZZ	80063	A3059490	UOC:DNB POST BINDING.....	1
52	PAOZZ	80063	SC-C-76202-1	UOC:HG8 BOOT,DUST AND MOIST.....	2
53	PAFZZ	80063	SM-C-207862	PACKING,PREFORMED.....	1
53	PAFZZ	99872	G603936	UOC:HG8 SEAL,NONMETALLIC SP.....	1
54	PAFZZ	96906	MS51957-46	UOC:DNB SCREW,MACHINE.....	1
55	PAFZZ	96906	MS15795-807	WASHER,FLAT.....	1
56	PAFZZ	80063	A3057872	COVER BATTERY ASSY.....	1
56	PAFZZ	80063	SM-C-207814	UOC:HG8 COVER,BATTERY RETAI.....	1
57	PAFZZ	80063	SM-B-207835	UOC:DNB CUSHION,HANDSET.....	1
58	PAFZZ	80063	A3057870-2	HINGE CLAMP.....	1
59	PAFZZ	96906	MS51959-26	UOC:HG8 SCREW,MACHINE.....	2
60	PAFZZ	80063	A3057870-1	UOC:HG8 HINGE CLAMP.....	1
61	PAFZZ	80063	A3057871	UOC:HG8 PIN HINGE.....	1

END OF FIGURE



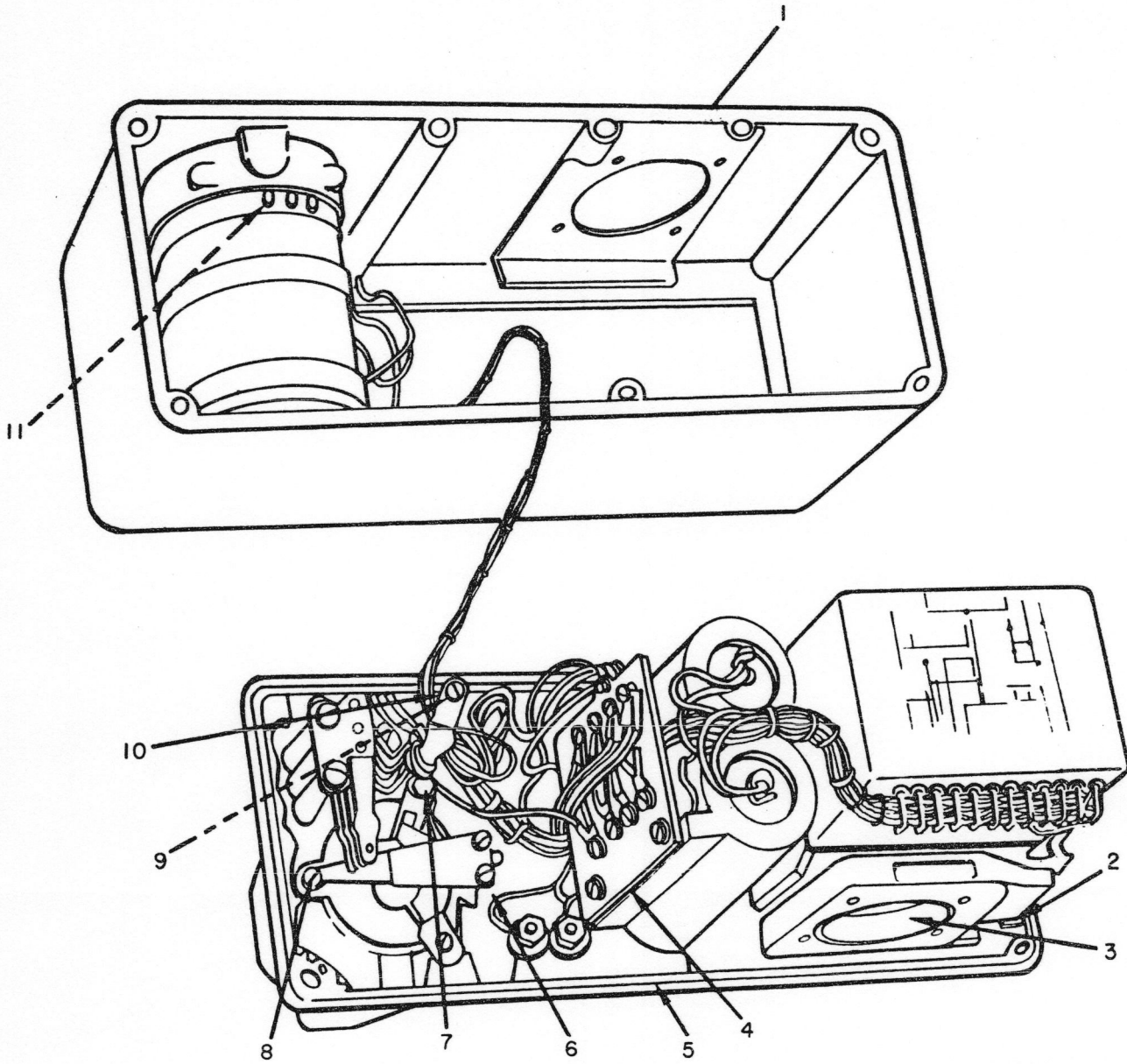
.

.

.

.





CEOXG005

Figure 4. Panel Assembly TA-312/PT and TA-312A/PT, Removed from Housing, Bottom View.

SECTION II  
 (1) (2) (3)  
 ITEM SMR  
 NO CODE FSCM

TM11-5805-201-23P  
 (4)  
 PART  
 NUMBER

(5)

(6)

DESCRIPTION AND USABLE ON CODES(UOC) QTY  
 GROUP 01 PANEL ASSEMBLY TA-312/PT  
 AND TA-312A/PT, REMOVED  
 FROM HOUSING, BOTTOM VIEW

FIGURE 4

1	PAFZZ	80063	SM-D-207804-GPII	CASE ASSY TEL SET.....	1
				UOC:DNB	
1	PAFZZ	80063	A3059487	CASE ASSY TELE SET.....	1
				UOC:HG8	
2	PAFZZ	80063	SM-D-283383	PANEL,MOUNTING.....	1
				UOC:DNB	
2	PAFZZ	80063	A3057867	PANEL MOUNTING ASSY.....	1
				UOC:HG8	
3	PAFZZ	80063	SM-C-208101	GASKET.....	1
4	PAFZZ	80063	SM-C-207798	TERMINAL BOARD.....	1
5	PAFZZ	80063	SM-B-207787	GASKET.....	1
6	PAFZZ	96906	MS51957-45	SCREW,MACHINE.....	3
7	PAFZZ	80063	SM-B-283488	SCREW ASSEMBLY.....	1
8	PAFZZ	80063	SM-B-283486	WASHER,RECESSED.....	1
9	PAFZZ	80063	SM-B-283483	GASKET.....	2
10	PAFZZ	80063	SM-B-283485	WASHER,RECESSED.....	1
11	PAFZZ	80063	SM-C-207793	SPACER ASSEMBLY.....	1

END OF FIGURE

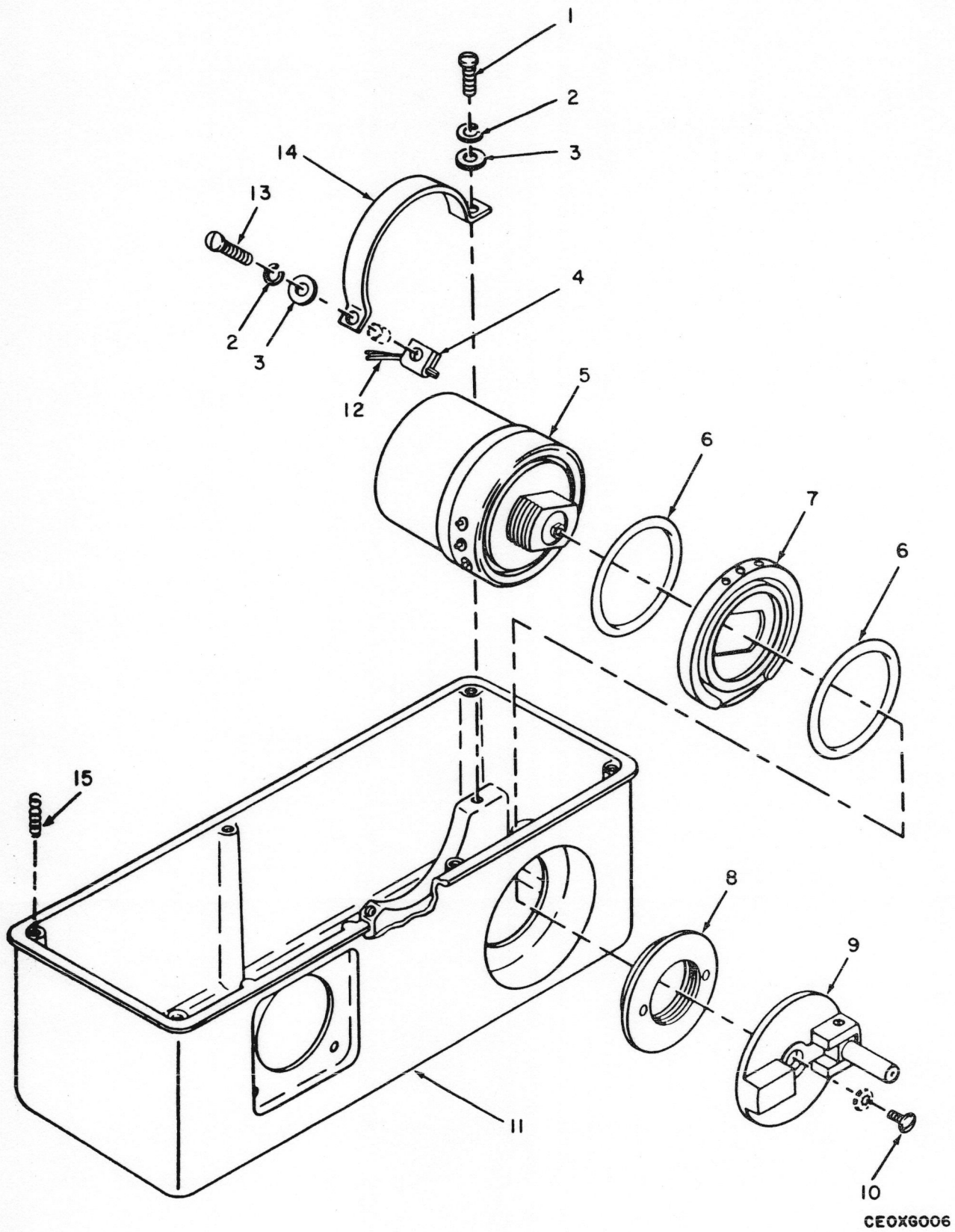


Figure 5. Case, Telephone Set TA-312/PT and TA-312A/PT.

SECTION II			TM11-5805-201-23P	(5)	(6)
(1)	(2)	(3)	(4)		
ITEM	SMR		PART		
NO	CODE	FSCM	NUMBER	DESCRIPTION AND USABLE ON CODES(UOC)	QTY

GROUP 01 CASE, TELEPHONE SET  
TA-312/PT AND TA-312A/PT

FIGURE 5

1	PAFZZ	96906	MS35206-244	SCREW,MACHINE.....	1
2	PAFZZ	96906	MS35338-42	WASHER, LOCK.....	2
3	PAFZZ	96906	MS27183-7	WASHER, FLAT.....	2
4	PAFZZ	80063	SM-B-207867	CLAMP, ELECTRICAL.....	1
5	PAFZZ	80058	G-42A/PT	GENERATOR, RINGING, H.....	1
6	PAFZZ	80063	SM-B-208101	PACKING, PREFORMED.....	2
7	PAFZZ	80063	SM-C-207817	RING RETAINING.....	1
8	PAFZZ	80063	SC-C-108664	NUT, PLAIN, ROUND.....	1
9	PAFZZ	80063	SC-C-108657	CRANK ASSEMBLY.....	1
10	PAFZZ	77900	1106-61-50	SCREW, SPECIAL.....	1
11	PAFZZ	80063	SM-D-207879	SHELL, TELEPHONE BAS.....	1
				UOC:DNB	
11	PAFZZ	80063	A3059488	CASE TELE BASE.....	1
				UOC:HGS	
12	PAFZZ	80063	SM-D-283353	WIRING HARNESS, BRAN.....	1
13	PAFZZ	96906	MS35206-246	SCREW, MACHINE.....	1
14	PAFZZ	80063	SM-B-283412	CLAMP, ELECTRICAL.....	1
15	PAFZZ	96906	MS122159	INSERT, SCREW THREAD.....	6
				UOC:DNB	

END OF FIGURE





## NATIONAL STOCK NUMBER AND PART NUMBER INDEX

STOCK NUMBER	NATIONAL STOCK NUMBER INDEX		STOCK NUMBER	FIG.	ITEM
	FIG.	ITEM			
5310-00-045-3299	2	9	5965-00-566-3860	3	57
	3	30	5310-00-601-4184	4	8
	5	2	5365-00-630-4472	3	8
5310-00-045-4007	2	2	5310-00-638-4146	2	15
	3	25	5950-00-646-3245	2	11
5305-00-054-6649	3	39	5330-00-663-5777	3	53
5305-00-054-6650	3	39	5965-00-669-9145	1	4
5305-00-054-6670	2	11B	6135-00-681-8597	3	56
	3	42	5315-00-697-3517	3	18
	4	6	5330-00-698-2448	3	27
5330-00-066-2413	2	6A	5805-00-752-6166	1	2
5310-00-082-1404	3	24	5305-00-763-6961	3	59
5340-00-091-8742	3	13	5310-00-809-5997	2	20
5930-00-092-8733	2	4	5310-00-809-8544	2	8
5805-00-096-7431	3	7		3	31
5805-00-096-7433	3	17		5	3
5330-00-117-0921	3	2	5320-00-817-0593	3	22
5305-00-175-3230	1	6	5970-00-869-6263	3	52
5310-00-209-0473	3	10	5310-00-880-5978	3	55
5305-00-253-5607	3	41A	5305-00-889-3002	2	10
5305-00-253-5609	1	6	5310-00-934-9738	3	32
5935-00-258-4449	3	20	5310-00-934-9747	3	26
5330-00-290-8815	5	6	5310-00-934-9757	3	29
5330-00-297-4661	2	24	5305-00-954-4624	2	17
5310-00-297-8976	5	8	5305-00-984-4983	2	18
5310-00-301-4843	3	16	5305-00-984-4984	2	1
5915-00-392-5981	2	7	5305-00-984-4988	2	17
5930-00-392-7489	2	22		2	21
5805-00-392-7726	5	9	5305-00-984-4993	2	28
5805-00-392-7952	4	11	5305-00-984-6192	5	1
5805-00-392-8060	5	11	5305-00-984-6194	5	13
5340-00-393-1946	3	19	5805-01-064-1695	3	41
5305-00-396-3422	3	12	5805-01-100-0237	2	25
5930-00-399-7773	2	5	5330-01-125-5080	3	44
5340-00-473-3887	5	15		3	48
5999-00-502-9486	3	1	5999-01-138-1916	5	14
5805-00-503-1145	2	12	5340-01-143-9234	2	23
5805-00-503-1469	5	5	5340-01-151-1087	2	3
5970-00-508-0930	3	45	5995-01-164-9430	5	12
5365-00-514-2765	3	9			
5315-00-524-0243	3	15			
5940-00-545-8187	2	19			
	4	4			
5935-00-549-2646	3	28			
5940-00-556-7801	3	50			
5940-00-556-7802	3	51			
5930-00-566-1638	2	27			
5930-00-566-1639	2	6			
5355-00-566-3857	3	3			
5355-00-566-3858	2	16			

## SECTION IV

TM11-5805-201-23P

## NATIONAL STOCK NUMBER AND PART NUMBER INDEX

FSCM	PART NUMBER	PART NUMBER INDEX STOCK NUMBER	FIG.	ITEM
80063	A3057866		1	3
80063	A3057867		4	2
80063	A3057870-1		3	60
80063	A3057870-2		3	58
80063	A3057871		3	61
80063	A3057872		3	56
80063	A3057875		2	10A
80063	A3057877		3	20
80063	A3059486		1	5
80063	A3059487		4	1
80063	A3059488		5	11
80063	A3059489		2	16
80063	A3059490		3	51
80063	A3059491		3	46
80063	A3068063		3	43
80058	BZ-23/PT	5805-00-503-1145	2	12
80058	CU-350/PT	5915-00-392-5981	2	7
80058	CW339U	5935-00-258-4449	3	20
80058	CY-1277B/PT	5805-00-752-6166	1	2
80058	G-42A/PT	5805-00-503-1469	5	5
99872	G603936	5330-00-663-5777	3	53
80058	H-60/PT	5965-00-669-9145	1	4
96906	MS122159	5340-00-473-3887	5	15
96906	MS15795-807	5310-00-880-5978	3	55
96906	MS21318-13	5305-00-253-5609	1	6
96906	MS21318-14	5305-00-175-3230	1	6
96906	MS21318-8	5305-00-253-5607	3	41A
96906	MS27183-17	5310-00-809-5997	2	20
96906	MS27183-6	5310-00-082-1404	3	24
96906	MS27183-7	5310-00-809-8544	2	8
			3	31
			5	3
96906	MS35198-25	5305-00-954-4624	2	17
96906	MS35206-226	5305-00-984-4983	2	18
96906	MS35206-227	5305-00-984-4984	2	1
96906	MS35206-228	5305-00-984-4988	2	21
96906	MS35206-233	5305-00-984-4993	2	28
96906	MS35206-242	5305-00-889-3002	2	10
96906	MS35206-244	5305-00-984-6192	5	1
96906	MS35206-246	5305-00-984-6194	5	13
96906	MS35206-25	5305-00-984-4988	2	17
96906	MS35338-41	5310-00-045-4007	2	2
			3	25
96906	MS35338-42	5310-00-045-3299	2	9
			3	30
			5	2
96906	MS35649-222	5310-00-934-9738	3	32
96906	MS35649-262	5310-00-934-9747	3	26
96906	MS35649-282	5310-00-934-9757	3	29
96906	MS51957-25	5305-00-054-6649	3	39
96906	MS51957-26	5305-00-054-6650	3	39

## NATIONAL STOCK NUMBER AND PART NUMBER INDEX

FSCM	PART NUMBER	PART NUMBER INDEX STOCK NUMBER	FIG.	ITEM
96906	MS51957-45	5305-00-054-6670	2	11B
			3	42
			4	6
96906	MS51957-46		3	54
96906	MS51959-26	5305-00-763-6961	3	59
96906	MS9068-012	5330-00-066-2413	2	6A
80063	SC-B-444331		3	40A
80063	SC-B-83057	5330-00-698-2448	3	27
80063	SC-C-108657	5805-00-392-7726	5	9
80063	SC-C-108664	5310-00-297-8976	5	8
80063	SC-C-140791		1	1
80063	SC-C-25236	5970-00-508-0930	3	45
80063	SC-C-76202-1	5970-00-869-6263	3	52
80063	SCB444330		3	40
80063	SM-A-207875	5930-00-399-7773	2	5
80063	SM-A-283418	5930-00-566-1639	2	6
80063	SM-B-107859		2	13
80063	SM-B-130334-2		3	5
80063	SM-B-207783	5310-00-209-0473	3	10
80063	SM-B-207784	5805-01-100-0237	2	25
80063	SM-B-207785	5310-00-638-4146	2	15
80063	SM-B-207787		4	5
80063	SM-B-207789	5930-00-092-8733	2	4
80063	SM-B-207792	5805-00-096-7431	3	7
80063	SM-B-207818		3	38
80063	SM-B-207821		3	34
80063	SM-B-207825	5315-00-524-0243	3	15
80063	SM-B-207826		3	49
80063	SM-B-207835	5965-00-566-3860	3	57
80063	SM-B-207845	5320-00-817-0593	3	22
80063	SM-B-207848	5340-00-091-8742	3	13
80063	SM-B-207851		3	33
80063	SM-B-207852		3	23
80063	SM-B-207857	5340-01-151-1087	2	3
80063	SM-B-207859	5315-00-697-3517	3	18
80063	SM-B-207860	5305-00-396-3422	3	12
80063	SM-B-207861	5330-00-117-0921	3	2
80063	SM-B-207865	5365-00-630-4472	3	8
80063	SM-B-207866	5340-00-393-1946	3	19
80063	SM-B-207867		5	4
80063	SM-B-207869	5365-00-514-2765	3	9
80063	SM-B-207880-1		3	11
80063	SM-B-207880-3	5330-01-125-5080	3	44
			3	48
80063	SM-B-207883		2	14
80063	SM-B-208101	5330-00-290-8815	5	6
80063	SM-B-283410	5355-00-566-3858	2	16
80063	SM-B-283412	5999-01-138-1916	5	14
80063	SM-B-283417	5340-01-143-9234	2	23
80063	SM-B-283419	5355-00-566-3857	3	3
80063	SM-B-283419-4		3	4

## NATIONAL STOCK NUMBER AND PART NUMBER INDEX

FSCM	PART NUMBER	PART NUMBER INDEX STOCK NUMBER	FIG.	ITEM
80063	SM-B-283483		4	9
80063	SM-B-283485		4	10
80063	SM-B-283486	5310-00-601-4184	4	8
80063	SM-B-283488		4	7
80063	SM-B-83052	5310-00-301-4843	3	16
80063	SM-C-207790	5330-00-297-4661	2	24
80063	SM-C-207793	5805-00-392-7952	4	11
80063	SM-C-207795	5930-00-392-7489	2	22
80063	SM-C-207796	5999-00-502-9486	3	1
80063	SM-C-207798	5940-00-545-8187	2	19
			4	4
			3	56
80063	SM-C-207814	6135-00-681-8597	3	17
80063	SM-C-207815	5805-00-096-7433	3	41
80063	SM-C-207816	5805-01-064-1695	3	7
80063	SM-C-207817		5	53
80063	SM-C-207862		3	11
80063	SM-C-208096	5950-00-646-3245	2	3
80063	SM-C-208101		4	27
80063	SM-C-283413	5930-00-566-1638	2	5
80063	SM-C-283423		1	51
80063	SM-C-283478	5940-00-556-7802	3	50
80063	SM-C-283479	5940-00-556-7801	3	35
80063	SM-C-283479-1		3	37
80063	SM-C-283479-2		3	36
80063	SM-C-283479-3		3	1
80063	SM-D-207804-GPII		4	46
80063	SM-D-207847		3	11
80063	SM-D-207879	5805-00-392-8060	5	11A
80063	SM-D-283351-1		2	43
			3	12
80063	SM-D-283353	5995-01-164-9430	5	3
80063	SM-D-283356		1	2
80063	SM-D-283383		4	47
80063	SMB207847-14		3	28
80058	U-79/U	5935-00-549-2646	3	14
91599	110002		3	10
77900	1106-61-50		5	21
77900	1202-61-50		3	6
79136	8100-12		3	26
79136	8100-18		2	

RECOMMENDED CHANGES TO EQUIPMENT TECHNICAL PUBLICATIONS



THEN... JOT DOWN THE DOPE ABOUT IT ON THIS FORM. CAREFULLY TEAR IT OUT. FOLD IT AND DROP IT IN THE MAIL!

SOMETHING WRONG WITH THIS PUBLICATION?

FROM: (PRINT YOUR UNIT'S COMPLETE ADDRESS)  
 Commander  
 Stateside Army Depot  
 ATTN: AMSTA-US  
 Stateside, N.J. 07703-5007

DATE SENT  
 10 July 1975

PUBLICATION NUMBER TM 11-5840-340-20P	PUBLICATION DATE 23 Jan 78	PUBLICATION TITLE Radar Set AN/PRC-76
------------------------------------------	-------------------------------	------------------------------------------

BE EXACT. . . PIN-POINT WHERE IT IS				IN THIS SPACE TELL WHAT IS WRONG AND WHAT SHOULD BE DONE ABOUT IT:
PAGE NO	PARA-GRAPH	FIGURE NO	TABLE NO	
33				For item 2, change the NSN to read: 5835-00-134-9186. Reason: Accuracy.
44		19		Identify the cover on the junction box (item no. 5). Reason: It is a separate item and is not called out on figure 19.
45				Add the cover of the junction box as an item in the listing for figure 19. Reason: Same as above

SAMPLE

PRINTED NAME, GRADE OR TITLE, AND TELEPHONE NUMBER SSG I. M. DeSpirit of 999-1776	SIGN HERE 
--------------------------------------------------------------------------------------	---------------

TEAR ALONG PERFORATED LINE

FILL IN YOUR  
UNIT'S ADDRESS

FOLD BACK

DEPARTMENT OF THE ARMY

OFFICIAL BUSINESS  
PENALTY FOR PRIVATE USE \$300

POSTAGE AND FEES PAID  
DEPARTMENT OF THE ARMY  
DOD 314



**SAMPLE**

Commander  
US Army Communications-Electronics Command  
and Fort Monmouth  
ATTN: AMSEL-ME-MP  
Fort Monmouth, New Jersey 07703-5007

TEAR ALONG PERFORATED LINE

RECOMMENDED CHANGES TO EQUIPMENT TECHNICAL PUBLICATIONS



THEN...JOT DOWN THE DOPE ABOUT IT ON THIS FORM. CAREFULLY TEAR IT OUT, FOLD IT AND DROP IT IN THE MAIL.

SOMETHING WRONG WITH THIS PUBLICATION?

FROM: (PRINT YOUR UNIT'S COMPLETE ADDRESS)

DATE SENT

PUBLICATION NUMBER

TM 11-5805-201-23P

PUBLICATION DATE

1 Jan 1987

PUBLICATION TITLE

Telephone Set TA-312/PT and TA-312A/PT

BE EXACT PIN-POINT WHERE IT IS

PAGE NO.	PARA-GRAPH	FIGURE NO.	TABLE NO.
----------	------------	------------	-----------

IN THIS SPACE TELL WHAT IS WRONG AND WHAT SHOULD BE DONE ABOUT IT:

TEAR ALONG PERFORATED LINE

PRINTED NAME GRADE OR TITLE AND TELEPHONE NUMBER

SIGN HERE

DA FORM 2028-2  
1 JUL 79

PREVIOUS EDITIONS ARE OBSOLETE

P.S.--IF YOUR OUTFIT WANTS TO KNOW ABOUT YOUR RECOMMENDATION MAKE A CARBON COPE OF THIS AND GIVE IT TO YOUR HEADQUARTERS.

FILL IN YOUR  
UNIT'S ADDRESS

FOLD BACK

DEPARTMENT OF THE ARMY

\_\_\_\_\_  
\_\_\_\_\_

OFFICIAL BUSINESS  
PENALTY FOR PRIVATE USE \$300

POSTAGE AND FEES PAID  
DEPARTMENT OF THE ARMY  
DOD 314



TEAR ALONG PERFORATED LINE

Commander  
US Army Communications-Electronics Command  
and Fort Monmouth  
ATTN: AMSEL-ME-MP  
Fort Monmouth, New Jersey 07703-5007



RECOMMENDED CHANGES TO EQUIPMENT TECHNICAL PUBLICATIONS



THEN...JOT DOWN THE DOPE ABOUT IT ON THIS FORM. CAREFULLY TEAR IT OUT, FOLD IT AND DROP IT IN THE MAIL.

SOMETHING WRONG WITH THIS PUBLICATION?

FROM: (PRINT YOUR UNIT'S COMPLETE ADDRESS)

DATE SENT

PUBLICATION NUMBER

TM 11-5805-201-23P

PUBLICATION DATE

1 Jan 1987

PUBLICATION TITLE

Telephone Set TA-312/PT and TA-312A/PT

BE EXACT PIN-POINT WHERE IT IS

PAGE NO.	PARA-GRAPH	FIGURE NO.	TABLE NO.

IN THIS SPACE TELL WHAT IS WRONG AND WHAT SHOULD BE DONE ABOUT IT:

TEAR ALONG PERFORATED LINE

PRINTED NAME GRADE OR TITLE AND TELEPHONE NUMBER

SIGN HERE

DA FORM 2028-2  
1 JUL 79

PREVIOUS EDITIONS ARE OBSOLETE

P.S.--IF YOUR OUTFIT WANTS TO KNOW ABOUT YOUR RECOMMENDATION MAKE A CARBON COPE OF THIS AND GIVE IT TO YOUR HEADQUARTERS.

FILL IN YOUR  
UNIT'S ADDRESS

FOLD BACK

DEPARTMENT OF THE ARMY

---

---

OFFICIAL BUSINESS  
PENALTY FOR PRIVATE USE \$300

POSTAGE AND FEES PAID  
DEPARTMENT OF THE ARMY  
DOD 314



TEAR ALONG PERFORATED LINE

Commander  
US Army Communications-Electronics Command  
and Fort Monmouth  
ATTN: AMSEL-ME-MP  
Fort Monmouth, New Jersey 07703-5007

RECOMMENDED CHANGES TO EQUIPMENT TECHNICAL PUBLICATIONS



**SOMETHING WRONG** WITH THIS PUBLICATION?

FROM: (PRINT YOUR UNIT'S COMPLETE ADDRESS)

DATE SENT

PUBLICATION NUMBER

TM 11-5805-201-23P

PUBLICATION DATE

1 Jan 1987

PUBLICATION TITLE

Telephone Set TA-312/PT and TA-312A/PT

BE EXACT PIN-POINT WHERE IT IS

PAGE NO.	PARA-GRAPH	FIGURE NO.	TABLE NO.

IN THIS SPACE TELL WHAT IS WRONG AND WHAT SHOULD BE DONE ABOUT IT:

TEAR ALONG PERFORATED LINE

PRINTED NAME GRADE OR TITLE AND TELEPHONE NUMBER

SIGN HERE

DA FORM **2028-2**  
1 JUL 79

PREVIOUS EDITIONS ARE OBSOLETE

P.S.--IF YOUR OUTFIT WANTS TO KNOW ABOUT YOUR RECOMMENDATION MAKE A CARBON COPE OF THIS AND GIVE IT TO YOUR HEADQUARTERS.

FILL IN YOUR  
UNIT'S ADDRESS

FOLD BACK

DEPARTMENT OF THE ARMY

\_\_\_\_\_  
\_\_\_\_\_

OFFICIAL BUSINESS  
PENALTY FOR PRIVATE USE \$300

POSTAGE AND FEES PAID  
DEPARTMENT OF THE ARMY  
DOD 314



TEAR ALONG PERFORATED LINE

Commander  
US Army Communications-Electronics Command  
and Fort Monmouth  
ATTN: AMSEL-ME-MP  
Fort Monmouth, New Jersey 07703-5007

By Order of the Secretary of the Army:

Official:

JOHN A. WICKHAM, JR.  
*General, United States Army*  
*Chief of Staff*

R.L. DILWORTH  
*Brigadier General, United States Army*  
*The Adjutant General*

DISTRIBUTION:

To be distributed in accordance with DA Form 12-36 literature requirements  
for TA-312/PT.





