

G. V. A. U. 9. W. H. 1. 3. 35

C.-201 Td. Groep

M5-24

# ORD 7 SNL G-514 DEPARTMENT OF THE ARMY SUPPLY CATALOG

*Handwritten:* 1. 2. 3. 4. 5. 6. 7. 8. 9. 10. 11. 12. 13. 14. 15. 16. 17. 18. 19. 20. 21. 22. 23. 24. 25. 26. 27. 28. 29. 30. 31. 32. 33. 34. 35. 36. 37. 38. 39. 40. 41. 42. 43. 44. 45. 46. 47. 48. 49. 50. 51. 52. 53. 54. 55. 56. 57. 58. 59. 60. 61. 62. 63. 64. 65. 66. 67. 68. 69. 70. 71. 72. 73. 74. 75. 76. 77. 78. 79. 80. 81. 82. 83. 84. 85. 86. 87. 88. 89. 90. 91. 92. 93. 94. 95. 96. 97. 98. 99. 100.

201 Td. Groep	
Afd. Bevoorrading	
Nr.	
Peraal	

GROUP G

ORGANIZATIONAL MAINTENANCE ALLOWANCES

FOR

## TRUCK, 6-TON, 6 x 6, w/WINCH (WHITE, MODEL 666, 1942-43-44)

SUPERSEDES ORD 7 SNL G-514, MAY 1949 INCLUDING C1, 9 NOVEMBER 1950

REF: TM 9-813

This catalog is correct to 12 September 1951

REGISTERED  
12 FEB. 1957  
HKGS-STAF ADJ.-GEN.

DEPARTMENT OF THE ARMY  
WASHINGTON 25, D. C., 20 November 1951

Department of the Army Supply Catalog ORD 7 SNL G-514 is published for the information and guidance of all concerned.

[AG 461 (3 Oct 51)]

BY ORDER OF THE SECRETARY OF THE ARMY:

OFFICIAL:

WM. E. BERGIN  
*Major General, USA*  
*The Adjutant General*

J. LAWTON COLLINS  
*Chief of Staff, United States Army*

DISTRIBUTION:

Tech Svc (1); Arm & Svc Bd (2); AFF (2); AA Comd (2); OS Maj Comd (10); Base Comd (2); MDW (3); Log Comd (5); A (20); CHQ (2); D (2); R 9 (2); Bn 9 (2); C 9 (2); FC (2); Sch (5) except 9 (50); Gen Dep (2); Dep 9 (10); PE (Ord O) (5); OSD (2); PG 9 (10); Ars 9 (10); Dist 9 (10); One (1) copy to each of the following T/O&E's: 5-47; 5-52; 5-121; 5-122; 5-125; 5-127; 5-135; 5-136; 5-247; 5-315; 5-316; 5-327; 5-329; 5-377; 5-387; 5-412; 5-415; 5-416; 5-417; 5-510T; 5-511T; 5-525T; 5-527T; 5-555T; 5-557T; 5-558T; 55-18; 55-118; SPECIAL DISTRIBUTION.

For explanation of distribution formula, see SR 310-90-1.

Wyx 1 N & 2 N changed 2 Oct 68 JK  
Wyx 3 H. [Signature] 8 Feb 1966.

CONTENTS

SGV TD

	Page
INTRODUCTION.....	1
SET, ON VEHICLE MATERIAL.....	4
SPARE PARTS FOR TRUCK.....	4
TOOLS AND EQUIPMENT FOR TRUCK.....	4
EQUIPMENT ISSUED BY OTHER TECHNICAL SERVICES.....	5
ORGANIZATIONAL SPARE PARTS FOR TRUCK:	
GROUP 01—ENGINE.....	5
GROUP 02—CLUTCH.....	12
GROUP 03—FUEL SYSTEM.....	13
GROUP 04—EXHAUST SYSTEM.....	20
GROUP 05—COOLING SYSTEM.....	21
GROUP 06—ELECTRICAL SYSTEM.....	24
GROUP 07—TRANSMISSION.....	35
GROUP 08—TRANSFER.....	35
GROUP 09—PROPELLER SHAFT.....	36
GROUP 10—FRONT AXLE.....	41
GROUP 11—REAR AXLE.....	43
GROUP 12—BRAKES.....	45
GROUP 13—WHEELS, HUBS, AND DRUMS.....	59
GROUP 14—CONTROLS.....	67
GROUP 15—FRAME AND BRACKETS.....	68
GROUP 16—SPRINGS AND SHOCK ABSORBERS.....	71
GROUP 17—HOOD, FENDERS, AND RUNNING BOARDS.....	75
GROUP 18—BODY AND CAB.....	76
GROUP 20—WINCH AND POWER-TAKE-OFF.....	79
GROUP 22—MISCELLANEOUS ACCESSORIES.....	82
ORGANIZATIONAL TOOLS AND EQUIPMENT FOR TRUCK.....	85
MISCELLANEOUS MATERIAL:	
TOOLS AND EQUIPMENT FOR TRUCK.....	85
ARMAMENT.....	86
EQUIPMENT ISSUED BY OTHER TECHNICAL SERVICES.....	86
ARTICLES FOR INSTRUCTIONAL PURPOSES.....	86
APPLICABLE CLEANING AND PRESERVING MATERIALS.....	87
NOTES.....	89

MAJOR ITEMS

The following major items are stored, issued, and reviewed under "Major Items," ORD 3 SNL G-1. These major items are nonexpendable.

- Truck, 6-ton, 6 x 6, cargo, w/winch (White, Model 666, 1942-43-44).
- Truck, 6-ton, 6 x 6, prime mover, w/winch (White, Model 666, 1942-43-44).
- Truck, 6-ton, 6 x 6, tractor, w/winch, (White, Model 666, 1942-43-44).

## INTRODUCTION

1. GENERAL.
  - a. This is a list of spare parts and equipment which are issued to the *using* arm or service for operation of the matériel and for performing organizational maintenance. It supplements tables of organization and equipment, tables of basic allowances, and tables of allowances.
  - b. An explanation of symbols used throughout this catalog is included under NOTES.
  - c. Ordnance installations will find classification codes in ORD 5-2, for Federal stock numbers listed herein.
  - d. Additional applications of items listed in this publication, if any, are contained in the Department of the Army Supply Catalog ORD 5-5 series.
  - e. For prices of items contained herein, see the appropriate catalog of the ORD 5-3 series.
  - f. For full information relative to the Ordnance section of the Department of the Army Supply Catalog, including its purposes and uses, the procedure followed, and the principles employed in its compilation, see ORD 1.
2. SPECIAL INFORMATION. Major items covered in this catalog may be equipped with either of two engines. The symbol HXD opposite a spare part is authorized for vehicles equipped with ENGINE G547-7340429. The symbol HXC opposite a spare part is authorized for vehicles equipped with ENGINE G514-7329429.
3. REQUISITION NOTE.
  - a. If the exact item requisitioned is not furnished or other action is necessary, the action taken by the supplying agency will be indicated on prescribed forms by standard symbols explaining the exact nature of the action.
  - b. When requisitioning an item containing the note "Issue until stock is exhausted, then use . . . . ." the requisitioning agency will requisition the item being exhausted and not the superseding item, whether the supersession is to an individual item or to a kit, set, or assembly. All requisitions received by supplying agencies will be processed accordingly.
  - c. Requisitions for replacement of items which are the responsibility of technical services other than the Ordnance Corps will be submitted to that technical service indicated in the reference symbol column.
4. UNIT OF ISSUE. The Unit of Issue column lists the unit of issue used for each item. This may be in the form of an actual unit of issue, such as "oz," "lb," etc., or, as in the case of most items, merely by the use of "each" designated by "ea."
5. QUANTITY INCORPORATED IN UNIT. The Quantity Incorporated in Unit column lists quantities for the following:
  - a. For vehicle spare parts which are not indented, the quantity indicates the number of those parts required for the particular use indicated by the subgroup title only. These quantities do *not* indicate the total quantities of the parts required for the major item since the part may be used in more than one subgroup.
  - b. For vehicle spare parts which are indented (attaching parts), the quantity indicates the number of those parts required for attaching the item under which the attaching part is listed. These quantities do *not* indicate the total quantities of the attaching parts required for the major item or subgroup since the attaching parts may be used in more than one subgroup and may also be used more than once within a subgroup.
6. PLAN FOR MAINTENANCE.
  - a. Maintenance operations to be performed are indicated by the spare parts herein authorized for initial issue or by a symbol signifying authority to requisition them for organizational maintenance.
  - b. Where the same part is common to two or more vehicles assigned to the same unit, the part should be issued on the basis of the total number of vehicles to which the part applies.

7. MAJOR ITEM DESIGNATION. The major item covered by this catalog is designated as a general purpose vehicle, as defined in SR 700-110-1.

8. COMPONENTS OF KITS, SETS, AND ASSEMBLIES. Whenever any doubt might exist as to what items are included as components of kits, sets, or assemblies, an explanatory note or complete listing of such components is shown.

9. ATTACHING PARTS. Attaching parts, such as bolts, nuts, screws, washers, etc., are indented immediately under the item which they attach. Whenever similar items having the same attaching parts, such as front and rear oil seal retainers are listed, they are placed one immediately following the other and the attaching parts for both are covered by a single listing under the second item.

10. DEFINITION OF LOCATIONAL TERMS. All like parts which are not interchangeable are designated *left* or *right* with respect to the vehicle when it is viewed facing forward from the rear of the vehicle. The front of the vehicle is the direction faced by the driver. All engine parts, *left* or *right*, *front* or *rear* are designated from a position at the rear of the engine facing forward. The flywheel end is the rear of the engine.

11. DESCRIPTION. All items are listed with their complete nomenclature, with the exception noted in *a* below.

*a.* Items appearing within a subgroup that lists components of and items related to only one assembly or subassembly automatically assume as part of their official nomenclature the title of the pertinent subgroup. (Example—"BAND, frame" is an entry in subgroup 0601. The complete nomenclature of the item is "BAND, generator frame," "Generator" being the subgroup title.) Exceptions to this rule are those items which have SNL reference symbols other than "G," or items which have dimensional nomenclature, or items in which the noun is identical to the subgroup heading.

*b.* Items appearing within a subgroup that lists *more than one* assembly or *more than one* group of related parts are listed with their complete nomenclature. (Example—"BLOCK, junction, cowl, 3-way" is an entry in subgroup 0608. The complete nomenclature of the item is as shown, while the title of the subgroup is "Miscellaneous Switches and Junction Boxes.")

12. ABBREVIATIONS. The following abbreviations appear in this catalog:

AA	antiaircraft	diam	diameter
adj	adjustable, adjusting	dld-f/c-pin	drilled for cotter pin
alloy-S	alloy steel	dog-pt	dog point
al-oxide	aluminum oxide	ea	each
amp	ampere	elec	electric
assy	assembly	fil	filament
br	brass	flex	flexible
brg	bearing	ft	foot
btry	battery	gal	gallon
cal.	caliber	hd	head
cand-bay-base	candelabra bayonet base	hdl	handle
cap	capacity	hex	hexagon
cd-pltd	cadmium plated	hex-hd	hexagon head
co	company	hr	hour
comb	combination	hv	heavy
contd	continued	hv-duty	heavy duty
corr-res-S	corrosion resistant steel	ID	inside diameter
cp	candlepower	in	inch(es)
dbble	double	incand	incandescent
dbble-hd	double head	jt	joint
dbble-tun-fil	double tungsten filament	lb	pound(s)
deg	degree	lg	long

lgh	length	qt	quart
LH	left hand	rd	round
lubr	lubricating, lubrication	rd-pt	round point
M	thousand	rect	rectangular
mach	machine	reg	regular
max	maximum	RH	right hand
med	medium	S	steel
mfr's	manufacturer's	SAE	Society of Automotive Engineers
min	miniature	s-fin	semifinished
min	minimum	sgle	single
mm	millimeter	sgle-end	single end
MWO	Modification Work Order	sgle-tun-fil	single tungsten filament
N	National Thread Form	SNL	Standard Nomenclature List
NC	National Coarse Thread	sp	special
NF	National Fine Thread	sq	square
ni-pltd	nickel plated	SR	single row
No	number	std	standard
NPT	National Taper Pipe Thread	stght	straight
NS	National Form Thread, Special Pitch	thd	thread
oct	octagon	thk	thick
od	olive drab	trp	troop
OD	outside diameter	univ	universal
opng(s)	opening(s)	v	volt
ORD	Ordnance	WD	War Department
oz	ounce(s)	w/	with
pkg	package	w/o	without
pt	pint	wt	weight
pt	point	yd	yard
pr	pair	zn-pltd	zinc plated

13. MANUFACTURER'S SYMBOLS. Symbols preceding the part numbers for manufacturers appearing in this catalog are listed below:

<i>Symbol</i>	<i>Manufacturer</i>	<i>Symbol</i>	<i>Manufacturer</i>
AC	A C Spark Plug Div (GMC)	PU	Purolator Products, Inc
AM	Air-Maze Corp	QPX	The Quinplex Corp
BA	Bassick Co (The)	RG	Ross Gear & Tool Co
BM	Blood Bros Machine Co	RPD	Reid Products Div
BRO	Brockway Motor Co, Inc	SK	Shakeproof, Inc
BW	Budd Wheel Co	SPC	Spring Perch Co, Inc
BWE	Bendix-Westinghouse Automotive Air Brake Co.	STN	Stant Mfg Co
CEC	Chandler Evans Div	SU	Superior Universal Products Co
CON	Continental Rubber Works	SW	Stewart-Warner Corp
COR	Corbitt Co (The)	TD	Timken-Detroit Axle Co (The)
CWL	C Cowles & Co	TI	Titeflex, Inc
DN	Donaldson Co, Inc	TIM	Timken Roller Bearing Co (The)
DPM	Dura-Products Mfg Co	TRI	Trico Products Corp
DR	Delco-Remy Div (GMC)	TRU	Tru-Stop (American Chain & Cable Co)
DT	Diamond T Motor Car Co	TS	Troy Sunshade Co (The)
EAT	Eaton Mfg Co (Reliance Spring Washer Div)	TU	Tulsa Winch Mfg Corp
FUL	Fuller Mfg Co	UTS	United Specialties Co (United Air Cleaner Div)
HLC	The Heil Co	WAG	Wagner Awning & Mfg Co (The)
HM	Hercules Motors Corp	WE	Westinghouse Electric & Mfg Co
MAR	Maremont Automotive Products, Inc	WEB	Warner-Electric Brake Mfg Co
PC	Packard Electric Div (GMC)	WI	White Motor Co
PG	Pierce Governor Co	Z	Zenith Carburetor Div (Bendix Aviation Corp)
PRX	Perfex Corp		

14. SUGGESTIONS. Notice of discrepancies or suggested changes should be directed to the Chief of Ordnance, Washington 25, D. C., ATTENTION: ORDFM-Pub.

(1) STOCK NO.	(2) MFR'S PART NO.	(3) ORDNANCE PART NO.	(4) DESCRIPTION	(5) UNIT OF ISSUE	(6) ORGANIZATIONAL ALLOWANCES PER SET, ON VEHICLE MATERIAL 5701372	(7) REFERENCE SYMBOLS
<b>SET, ON VEHICLE MATERIAL</b>						
G514-5701372		5701372	<p>The set listed hereunder is issued initially with the major item.            SET, on vehicle material <sup>1</sup> -----            A complete list of components of this set are listed under the subheadings below.            These components may be requisitioned separately, for replacement purposes, under their individual stock number.</p>	set		NX
<b>SPARE PARTS FOR TRUCK</b>						
H014-0515420		515420	TIRE, pneumatic, truck and bus, 12 ply, mud and snow tread, 10.00-22 (new) -----	ea	1	H-14, X
H014-0519530		519530	TUBE, pneumatic tire, truck and bus, 9.75/10.00-22 (No. LT-22) (new) -----	ea	1	H-14, X
G512-7378017	BW-24476 COR-24476	7378017	WHEEL, assy -----	ea	1	X
<b>TOOLS AND EQUIPMENT FOR TRUCK</b>						
41-B-15		41-B-15	BAG, tool, empty -----	ea	1	J-17, NX
19-B-31010		19-B-31010	BLOCK, snatch, wire rope, S shell, sgle sheave, self locking, stiff swivel hook, diam of rope 5/8 in, cap 30,000 lb (Used on vehicles equipped with winch). CATALOG, ORD 7 SNL G-514, Organizational Maintenance Allowances <sup>2</sup> ----- FORM (ENVELOPE), WDAGO No. 478 MWO and major unit assy replacement record and organizational equipment file. <sup>2</sup> -----	ea	1	J-17, NX
<del>8-G-620</del>		8-G-620	<del>GAGE, tire pressure, general service type, calibrated 10 to 60 lb in 1 lb units, and 60 to 160 lb in 5 lb units.</del>	ea	1	J-17, NX
41-H-1541-10		41-H-1541-10	HANDLE, wheel brg adj and wheel stud nut wrench, diam 3/4 in, lgh 30 in -----	ea	1	J-17, NX
G509-0217818	BWE-215901		HOSE, air, trailer, 13 1/2 ft lg -----	ea	1	NX
33-H-986-220		33-H-986-220	HOSE, tire inflating, comp w/std chuck and coupling, ID 1/4 in, lgh 20 ft -----	ea	2	NX
41-J-73-6		41-J-73-6	JACK, automobile and motor truck, hydraulic, w/hdl, cap 8 ton -----	ea	1	J-17, NX
41-P-1652		41-P-1652	MANUAL, technical, 9-813 <sup>2</sup> -----	ea	1	AG, X
41-S-1076		41-S-1076	ORDER, lubrication, 9-813 <sup>2</sup> -----	ea	1	AG, X
41-W-487		41-W-487	PLIERS, comb, slip jt, w/cutter, nominal size 8 in. -----	ea	1	J-17, NX
41-W-3838-30		41-W-3838-30	SCREWDRIVER, common, hv-duty, integral hdl, lgh of blade 6 in, width of blade 3/8 in, lgh overall 11 1/4 in. -----	ea	1	J-17, NX
			WRENCH, adj, sgle open end, jaw opng 1 1/8 in, lgh 10 in -----	ea	1	J-17, NX
			WRENCH, wheel stud nut, dble-hd socket, hex and sq, size of opngs 1 1/2 in hex, 1 3/16 in sq, lgh 14 7/8 in. -----	ea	1	J-17, NX

**EQUIPMENT ISSUED BY OTHER TECHNICAL SERVICES**

58-4276.300-003

EXTINGUISHER, fire, carbon tetrachloride, hand, 1 qt, w/bracket

ea

1

ENG X

(1) STOCK NO.	(2) MFR'S PART NO.	(3) ORDNANCE PART NO.	(4) DESCRIPTION	(5) UNIT OF ISSUE	(6) QTY INCORP IN UNIT	(7) ORGANIZATIONAL ALLOWANCES		(8) REFERENCE SYMBOLS
						1-18 (a)	19-48 (b)	
<b>ORGANIZATIONAL SPARE PARTS FOR TRUCK</b>								
<b>GROUP 01—ENGINE</b>								
<b>0100—Engine Assembly</b>								
G512-7329611	WI-391959 COR-7239	7329611	BOLT, 5/8-18NF-2 x 6 1/2 (mounting, left)	ea	2	(%)	(%)	X
G512-7329583	WI-391958 COR-7238	7329583	BOLT, 5/8-18NF-2 x 8 (mounting, right)	ea	2	(%)	(%)	X
G512-7329612	WI-390978 COR-7033	7329612	PAD, mounting, rear	ea	2	(%)	(%)	X
<b>0101—Cylinder Heads and Blocks</b>								
G512-7743909	HM-31093B	7743909	COVER, crankcase oil pump hole	ea	1	(%)	(%)	X
H001-4171601	----- HM-1151A	121932	NUT, hex, 3/8-24NF-3	ea	7	(%)	(%)	H-1, X
G120-0392252	WI-96649	-----	STUD, 3/8-16NC-2 x 3/8-24NF-4 x 1 1/16	ea	7	(%)	(%)	X
H001-7025741	----- HM-31055B	120382	WASHER, lock, 3/8 in	ea	7	(%)	(%)	X
G547-7086836	WI-96864	7086836	COVER, starter hole	ea	1	(%)	(%)	H-1, X
H101-0213652	----- HM-32208C	213652	SCREW, cap, 1/2-13NC-2 x 3/4	ea	3	(%)	(%)	X
H001-7025801	----- HM-30988C	120384	WASHER, lock, 1/2 in	ea	3	(%)	(%)	H-1, X
G514-0194016	----- WI-96703	-----	GASKET, cylinder head (HXC)	ea	2	(%)	(%)	H-1, X
G547-7086874	HM-32209C WI-408214	7086874	GASKET, cylinder head (HXD)	ea	2	(%)	(%)	X



(1) STOCK NO.	(2) MFR'S PART NO.	(3) ORDNANCE PART NO.	(4) DESCRIPTION	(5) UNIT OF ISSUE	(6) QTY INCRP IN UNIT	(7) ORGANIZATIONAL ALLOWANCES		(8) REFERENCE SYMBOLS
						CO, BTRY, OR TRP		
						NO. OF MAJOR ITEMS		
						1-18 (a)	19-48 (b)	
<b>ORGANIZATIONAL SPARE PARTS FOR TRUCK—Continued</b>								
<b>GROUP 01—ENGINE—Continued</b>								
<b>0101—Cylinder Heads and Blocks—Continued</b>								
G547-773578	AC-1538742 WI-428448	7735781	GASKET, fuel pump hole cover.....	ea	1	(%)	(%)	X
4300-31494D	HM-31494D WI-394974	-----	HEAD, cylinder, front <sup>3</sup> .....(HXC)	-----	-----	-----	-----	X
G547-7086875	HM-32211D WI-408210	7086875	HEAD, cylinder, front <sup>3</sup> .....(HXD)	-----	-----	-----	-----	X
4300-31495D	HM-31495D WI-394975	-----	HEAD, cylinder, rear <sup>3</sup> .....(HXC)	-----	-----	-----	-----	X
G547-7086876	HM-32212D WI-408211	7086876	HEAD, cylinder, rear <sup>3</sup> .....(HXD)	-----	-----	-----	-----	X
G172-0314840	HM-4568A WI-96664	-----	NUT, cylinder hd stud.....	ea	34	(%)	(%)	X
4300-4584A	HM-4584A WI-96663	-----	STUD, 1 $\frac{1}{16}$ -16-1 $\frac{1}{16}$ -11 x 5 $\frac{3}{8}$ cylinder hd.....	ea	18	(%)	(%)	X
<b>0103—Flywheel</b>								
G156-0340203	HM-18421A	-----	COVER, ignition timing hole.....	ea	1	(%)	(%)	X
H001-5026101	-----	214017	SCREW, cap, $\frac{5}{16}$ -18NC-2 x $\frac{1}{2}$ .....	ea	4	(%)	(%)	X
H001-7025711	-----	120214	WASHER, lock, $\frac{5}{16}$ in.....	ea	3	(%)	(%)	X
<b>0105.2—Tappets</b>								
4300-32006CS	WI-415084 HM-32006CS	-----	COVER, compartment, front.....	ea	1	(%)	(%)	X
G547-7086730	WI-394992 HM-30004C	7086730	COVER, compartment, rear.....	ea	1	(%)	(%)	X
H101-0213825	-----	213825	SCREW, cap, $\frac{1}{2}$ -13NC-2 x 2 $\frac{3}{4}$ .....	ea	4	(%)	(%)	X

0105.3—Camshaft

G547-7086741	WI-96709 HM-30063A	7086741	PLATE, thrust	ea	1	(%)	(%)	X
H001-5026721		214386	SCREW, cap, 3/8-16NC-2 x 3/4	ea	3	(%)	(%)	X
H001-7025741		120382	WASHER, lock, 3/8 in	ea	3	(%)	(%)	X
G514-7704010	WI-411678 HM-30064AS	7704010	SHIM SET, thrust plate	ea	(†)	(%)	(%)	X
			(Consists of: 20 SHIM)					

0106.2—Oil Filters

G136-0124254	PU-25794	7340258 A322536	ADAPTER, center tube	ea	3	(%)	(%)	X
4300-31319D	HM-31319D		BASE, oil filter	ea	1	(%)	(%)	X
H001-4167681	WI-96835 HM-4477A	120371	NUT, hex, 1/2-20NF-2	ea	5	(%)	(%)	X
4300-4477A			STUD	ea	3	(%)	(%)	X
G159-7086703	WI-394661 HM-14258A	7086703	STUD, bracket, 1/2 x 7 1/16 in	ea	2	(%)	(%)	X
H001-7025801	PU-25790	120384	WASHER, lock, 1/2 in	ea	5	(%)	(%)	X
G162-1166102	WI-394668 HM-32244BS		CASE, oil filter	ea	3	(%)	(%)	X
G509-0131990	PU-25791	B245928	COVER, assembly	ea	3	(%)	(%)	X
8-E-1010		8-E-1010	ELEMENT, oil filter	ea	3	2	2	X
4300-32241DS	WI-394659 HM-32241DS		FILTER, oil assembly (Issue until stock is exhausted, then use (3) FILTER, 540502, (1) BASE, HM-31319D).	ea	1	(†)	(†)	X
H017-0540502	PU-8536	540502	FILTER, oil, assy	ea	3	1	1	X
G116-1594042	WI-393989	7089605	GASKET, case to base	ea	3	(%)	(%)	X
G503-0194033	PU-25802	7039934	GASKET, cover	ea	3	(%)	(%)	X
G547-7036846	WI-394674 COR-25802	7086846	GASKET, mounting, base	ea	1	(%)	(%)	X
G503-7703975	WI-394660 HM-31322A	7703975	GASKET, oil filter cover bolt	ea	3	2	2	X
G085-1100858	PU-25756 WI-394673							
G509-0131580	WI-26459 HM-8575A	5317505	GASKET, rd, cop, 3/4 ID x 1 OD x 1/16 thk (relief valve) (Also available as part of GASKET SET, HM-3299AS).	ea	2	(%)	(%)	X
G509-0279949	WI-26477 HM-8574A	317509	NUT, acorn, S, 3/4-16NF-2 x 1 3/8 overall (cap, relief valve adjusting screw).	ea	1	(%)	(%)	X
	WI-26476 HM-8573A		NUT, lock, relief valve adjusting screw	ea	1	(%)	(%)	X

For explanation of footnotes, see NOTES, page 89.

(1) STOCK NO.	(2) MFR'S PART NO.	(3) ORDNANCE PART NO.	(4) DESCRIPTION	(5) UNIT OF ISSUE	(6) QTY INCORP IN UNIT	(7) ORGANIZATIONAL ALLOWANCES		(8) REFERENCE SYMBOLS
						CO, BTRY, OR TRP		
						NO. OF MAJOR ITEMS		
						1-18 (a)	19-48 (b)	
<b>ORGANIZATIONAL SPARE PARTS FOR TRUCK—Continued</b>								
<b>GROUP 01—ENGINE—Continued</b>								
<b>0106.2—Oil Filters—Continued</b>								
7477-25793	PU-25793 WI-394677		PLATE, retaining, case-----	ea	3	(%)	(%)	X
H106-0125947		125947	PLUG, pipe, 1/8 in (base hole)-----	ea	1	(%)	(%)	H-6,
H006-0283195		127951	PLUG, pipe, 1/4 in (drain)-----	ea	3	(%)	(%)	H-6,
H106-0143993		143993	PLUG, pipe, 3/8 in (base hole)-----	ea	3	(%)	(%)	H-6,
H006-0283915		219200	PLUG, pipe, 1/2 in (base drain)-----	ea	1	(%)	(%)	H-6,
G509-0427341	WI-96286 HM-15243A		PLUNGER, relief valve-----	ea	1	(%)	(%)	X
G120-0382022	WI-96834 HM-31242A		SCREW, adjusting, relief valve-----	ea	1	(%)	(%)	X
G690-7086878	WI-394671 HM-32247A	7086878	SCREW, retaining, cover-----	ea	3	(%)	(%)	X
G509-0389505	WI-26474 HM-8571A	A317510	SPRING, compression, music wire, 7/16 diam stock, 0.057 OD, 14 coils (relief valve plunger).	ea	1	(%)	(%)	X
G503-7702564	PU-25757 WI-394672 PU-25792	7702564	SPRING, oil filter cover bolt (retaining, element)-----	ea	3	(%)	(%)	X
7477-25792			TUBE, center-----	ea	3	(%)	(%)	X
<b>0106.5—Crankcase Breather and Filler</b>								
G067-7002918	WI-412579	7002918	ADAPTER, breather-----	ea	1	(%)	(%)	X
H001-4167561		120368	NUT, hex, 5/16-24NF-2-----	ea	2	(%)	(%)	H-1,
G136-0392315	WI-418687 HM-4161A		STUD-----	ea	2	(%)	(%)	X
H001-7025711		120214	WASHER, lock, 5/16 in-----	ea	2	(%)	(%)	H-1,
4300-30931CS	WI-394962 HM-30931CS		BREATHER, assembly-----	ea	1	(%)	(%)	X
G067-3126250	WI-401492 DN-C279		BREATHER, w/BASE, BODY and CUP, assembly-----	ea	1	(%)	(%)	X

G172-0131545	WI-96718		CAP, oil filler-----	(HXC)	ea	1	(%)	(%)	X
G690-7033773	HM-19065B WI-414003		CAP, oil filler-----	(HXD)	ea	1	(%)	(%)	X
G547-7086824	EAT-GF507 WI-96650		COVER, breather opening-----		ea	1	(%)	(%)	X
G136-0382042	HM-30882A WI-9123A		SCREW, cap, hex-hd, 1/2-13NC-2 (3/4) x 7/8-----		ea	2	(%)	(%)	X
H001-7025801	HM-4123A		WASHER, lock, 1/2 in-----		ea	2	(%)	(%)	X
G172-0194014	WI-96719		GASKET, breather cap-----		ea	1	(%)	(%)	H-1, X
G147-0194081	HM-19067A WI-413846		GASKET, cup to base-----	(HXD)	ea	1	(%)	(%)	X
G507-5163262	WI-96024 HM-22564A		GASKET, fuel pump to block (breather adapter)-----		ea	1	(%)	(%)	X
<b>0106.6—Oil Pan, Lines, and Fittings</b>									
H006-0261630			ELBOW, flared tube, 90 deg, 1/4 in tube, 1/8 in male pipe end (governor oil line) (In crankcase).-----		ea	1	(%)	(%)	X
G547-7063997	WI-394653 HM-3375A		ELBOW, governor oil line (at governor)-----		ea	1	(%)	(%)	X
H006-0265470			ELBOW, pipe, 90 deg, 1/8 in (viscometer line tee to pressure gage flexible line).-----		ea	1	(%)	(%)	X
G547-7086867	WI-394621 HM-31965AS		GAGE, oil level, assembly (bayonet type)-----		ea	1	(%)	(%)	X
G509-0194027	WI-394688 HM-296A		GASKET, drain plug (Also available as part of GASKET SET, WI-408610).-----		ea	2	1	1	X
G547-7086892	WI-408610 HM-32987AS		GASKET SET, oil pan-----		ea	-----	(%)	(%)	X
Consists of:									
	WI-394688		2 GASKET, drain plug (subgroup 0106.6) 4						
	HM-296A		2 GASKET, front baffle plate						
	WI-96802		1 GASKET, left						
	HM-30112B WI-96795		2 GASKET, rear baffle plate						
	HM-30085B WI-96803		1 GASKET, right						
	HM-30114B WI-96794								
	HM-30086B WI-394636		LINE, oil, air compressor, assembly (24 in) (Issue until stock is exhausted, then use TUBING, 44-T-5080-15, (2) NUT, 116452).		ea	1	-----	(†)	X
G547-7086864	HM-31931AS WI-392452		LINE, oil, flexible line to pressure gage (36 in) (Issue until stock is exhausted, then use TUBING, 44-T-5080-15, (1) NUT, 118537, (1) NUT, 504308, (1) SLEEVE, 504310).		ea	1	-----	(†)	X

(1) STOCK NO.	(2) MFR'S PART NO.	(3) ORDNANCE PART NO.	(4) DESCRIPTION	(5) UNIT OF ISSUE	(6) QTY INCORP IN UNIT	(7) ORGANIZATIONAL ALLOWANCES		(8) REFERENCE SYMBOLS
						CO, BTRY, OR TRP		
						NO. OF MAJOR ITEMS		
						1-18 (a)	19-48 (b)	
<b>ORGANIZATIONAL SPARE PARTS FOR TRUCK—Continued</b>								
<b>GROUP 01—ENGINE—Continued</b>								
<b>0106.6—Oil Pan, Lines, and Fittings—Continued</b>								
G547-7086868	WI-394654	7086868	LINE, oil, governor, assembly (32 in) (Issue until stock is exhausted, then use TUBING, 44-T-5080-15, (2) NUT, 116452).	ea	1		(†)	X
9520-392426	HM-31966AS		LINE, oil, pressure gage, assembly (flexible)	ea	1	(%)	(%)	X
9520-392442	WI-392426		LINE, oil, tee to viscometer (12 in) (Issue until stock is exhausted, then use TUBING, 44-T-5080-15, (2) NUT, 142432).	ea	1		(†)	X
9520-392425	WI-392425		LINE, oil viscometer (flexible)	ea	1	(%)	(%)	X
G512-7712414	WI-392450	7712414	LINE, oil, viscometer line to viscometer gage (32 in) (Issue until stock is exhausted, then use TUBING, 44-T-5080-10, (1) NUT, 142431, (1) NUT, 120487).	ea	1		(†)	X
H006-0504308		504308	NUT, ball sleeve compression tube fitting, 1/4 in (pressure gage oil line).	ea	1	(%)	(%)	H-6, X
H006-0104045		120487	NUT, ball sleeve compression tube fitting, 3/16 in (viscometer gage oil line).	ea	1	(%)	(%)	H-6, X
H006-0230415		116452	NUT, flared tube fitting, short, 1/4 in (compressor and governor oil lines).	ea	4	(%)	(%)	H-6, X
H006-0104090		118537	NUT, flared tube fitting, long, 1/4 in (pressure gage oil line)	ea	1	(%)	(%)	H-6, X
H006-0230210		142432	NUT, inverted, flared tube fitting, 1/4 in (tee to viscometer oil line)	ea	2	(%)	(%)	H-6, X
H006-0230209		142431	NUT, inverted, flared tube fitting, 3/16 in (viscometer gage oil line to flexible oil line).	ea	1	(%)	(%)	H-6, X
G134-0340421	WI-394687		PLUG, drain, oil pan (7/8 in)	ea	2	(%)	(%)	X
H006-0385190	HM-14867A	A188194	TEE, flared tube, inverted, 1/4 in tube, 1/8 in male pipe end and 1/8 in female pipe end (viscometer oil line).	ea	1	(%)	(%)	H-6, X
H007-0218040		44-T-5080-10	TUBING, seamless, size 3/16 in	ft	(†)	(%)	(%)	H-7, X
H007-0218065		44-T-5080-15	TUBING, seamless, size 1/4 in	ft	(†)	(%)	(%)	H-7, X
G509-0432215	WI-390955		UNIT, viscometer, assembly	ea	1	(%)	(%)	X
	VM-G333							

0108—Intake and Exhaust Manifolds

Part Number	Part Name	QTY	UNIT	PERCENT	REMARKS
G547-7086889	WI-96849 HM-32729A	1	ea	(%)	GASKET, heater valve cover plate (Also available as part of GASKET SET, WI-408614).
G547-7086893	WI-408614 HM-32988AS	1	ea	(%)	GASKET SET, manifold
	Consists of:				
	1 GASKET, companion flange (subgroup 0401) 4				
	2 GASKET, heater valve cover plate (subgroup 0108) 4				
	2 GASKET, intake and exhaust manifold to cylinder block				
	2 GASKET, intake to exhaust manifold				
4300-30923A	WI-96854 HM-30923A	1	ea	(%)	LEVER, heater valve
G514-7701961	WI-S055C	1	ea	(%)	NUT (locking, ignition distributor set screw $\frac{3}{8}$ x 16)
4300-1333A	WI-96855 HM-1333A	1	ea	(%)	PIN ( $\frac{1}{8}$ x $\frac{15}{16}$ in)
H101-0102790	WI-96856	1	ea	(%)	SCREW, set, $\frac{3}{8}$ -16NC-2 x 1 $\frac{1}{2}$
G547-7086813	HM-30577D	1	ea	(%)	MANIFOLD, intake
H101-0426990		4	ea	(%)	SCREW, cap, $\frac{1}{2}$ -13NC-2 x 4 $\frac{1}{2}$
H101-0215672		1	ea	(%)	SCREW, cap, $\frac{1}{2}$ -13NC-2 x 1
H001-7025801		5	ea	(%)	WASHER, lock, $\frac{1}{2}$ in
G547-7086798	WI-96846 HM-30545D	1	ea	(%)	MANIFOLD SECTION, exhaust, center
H101-0215675		1	ea	(%)	SCREW, cap, $\frac{1}{2}$ -13NC-2 x 1 $\frac{1}{4}$
H001-7025801		1	ea	(%)	WASHER, lock, $\frac{1}{2}$ in
G547-7086792	WI-96844 HM-30537D	1	ea	(%)	MANIFOLD SECTION, exhaust, front
G547-7086793	WI-96845 HM-30538D	1	ea	(%)	MANIFOLD SECTION, exhaust, rear
H101-0503125		14	ea	(%)	NUT, hex, $\frac{1}{2}$ -20NF-2
G547-7063984	WI-96623 HM-772A	14	ea	(%)	STUD ( $\frac{1}{2}$ x 20NF- $\frac{1}{2}$ -13NC x 2 $\frac{1}{8}$ )
4300-5807A	WI-96853 HM-5807A	2	ea	(%)	PIN, heater valve
G547-7086828	WI-96848 HM-30901B	1	ea	(%)	PLATE, cover, heater valve
H101-0503125		4	ea	(%)	NUT, hex, $\frac{1}{2}$ x 20NF-2
4300-4587A	WI-96850 HM-4587A	4	ea	(%)	STUD ( $\frac{1}{2}$ x 20NF x $\frac{1}{2}$ -13NC x 1 $\frac{5}{8}$ )

For explanation of footnotes, see NOTES, page 89.

(1) STOCK NO.	(2) MFR'S PART NO.	(3) ORDNANCE PART NO.	(4) DESCRIPTION	(5) UNIT OF ISSUE	(6) QTY IN UNIT	(7) ORGANIZATIONAL ALLOWANCES		(8) REFERENCE SYMBOLS
						1-18 (a)	19-48 (b)	
						CO, BTRY, OR TRP		
						NO. OF MAJOR ITEMS		
<b>ORGANIZATIONAL SPARE PARTS FOR TRUCK—Continued</b>								
<b>GROUP 01—ENGINE—Continued</b>								
<b>0108— Intake and Exhaust Manifolds—Continued</b>								
G547-7086797	WI-96847	7086797	RING, connecting, exhaust manifold.....	ea	2	(%)	(%)	X
4300-30543B	HM-30544A WI-96852	-----	SHAFT, heater valve.....	ea	1	(%)	(%)	X
4300-30542A	HM-30543B WI-96851 HM-30542A	-----	VALVE, heater.....	ea	1	(%)	(%)	X
<b>0109—Accessory Drive</b>								
G547-7086827	WI-96784	7086827	COVER, water pump drive shaft housing.....	ea	1	(%)	(%)	X
H001-5419861	HM-30898A	121661	SCREW, cap, $\frac{5}{16}$ -24NF-3 x 1.....	ea	2	(%)	(%)	H-1,
H001-7025711	-----	120214	WASHER, lock, $\frac{5}{16}$ in.....	ea	2	(%)	(%)	H-1,
G547-7063997	WI-394653 HM-3375A	7063997	ELBOW, lubricating, air compressor and distributor drive shaft housing.	ea	1	(%)	(%)	X
G067-1200704	WI-A10923X	A229783	NUT, jam, hex, s-fin, $\frac{7}{16}$ -14NC-2 (air compressor idler gear shaft adjusting screw).	ea	1	(%)	(%)	X
<b>GROUP 02—CLUTCH</b>								
<b>0202—Clutch Release Mechanism</b>								
45-E-8902	-----	45-E-8902	ELBOW, lubricating fitting, angle 90 deg, $\frac{1}{8}$ -27NPT, male x $\frac{1}{8}$ -27NPT, female (release bearing oil line).	ea	1	(%)	(%)	H-16,
45-F-448-200	-----	45-F-448-200	FITTING, lubricating, hydraulic type, $\frac{1}{8}$ -27NPT, male (release bearing oil line).	ea	1	(%)	(%)	H-16,
G547-7340327	WI-390948	7340327	LEVER, pedal shaft.....	ea	1	(%)	(%)	X
H001-4167641	-----	120370	NUT, hex, $\frac{7}{16}$ -20NF-2.....	ea	1	(%)	(%)	X
H101-0426831	-----	426831	SCREW, cap, $\frac{7}{16}$ -20NF-2 x $2\frac{1}{4}$ .....	ea	1	(%)	(%)	X
H001-7025771	-----	120383	WASHER, lock, $\frac{7}{16}$ in.....	ea	1	(%)	(%)	H-1,

9520-390947	WI-390947	LEVER, release shaft (splined)-----	ea	1	(%)		(%)	X
G160-0338770	WI-394894	LINE, oil, release bearing-----	ea	1	(%)		(%)	X
G512-7329612	WI-390978	PAD, pedal-----	ea	1	(%)		(%)	X
H101-0223674		BOLT, hex-hd, 3/8-24NF-2 x 1 1/2-----	ea	1	(%)		(%)	H-1,
H001-4027541		NUT, hex, 3/8-24NF-2-----	ea	1	(%)		(%)	H-1,
H001-7025741		WASHER, lock, 3/8 in-----	ea	1	(%)		(%)	H-1,
G514-7703960	WI-390983	PEDAL, clutch-----	ea	1	(%)		(%)	X
H101-0223694		BOLT, hex-hd, 1/16-20NF-2 x 2 1/2-----	ea	1	(%)		(%)	X
H101-0218585		NUT, hex, 1/16-20NF-2-----	ea	1	(%)		(%)	X
H001-7025771		WASHER, lock, 1/16 in-----	ea	1	(%)		(%)	X
G514-7540274	WI-390982	SHAFT, clutch and brake pedal-----	ea	1	(%)		(%)	X
G547-7340449	WI-A18123X	WASHER, plain, pedal shaft-----	ea	1	(%)		(%)	X
<b>GROUP 03—FUEL SYSTEM</b>								
<b>0301.1—Carburetor (HXC)</b>								
G514-0131592	Z-09953	CARBURETOR, assembly-----	ea	1	1	1	1	X
H101-0218585	WI-391955		ea	2	(%)		(%)	X
G514-7373085	HM-4148A	NUT, hex, 1/16-20NF-2-----	ea	2	(%)		(%)	X
	WI-394994	STUD (1/16-20SAE x thd 7/8-1/16-14NC thd x 5/8 x 3 3/4 in)-----	ea	2	(%)		(%)	X
H001-7023771	WI-A24918X	WASHER, lock, 1/16 in-----	ea	2	(%)		(%)	X
G067-1500580		GASKET, carburetor to governor throttle valve body (Issue until stock is exhausted, then use GASKET, A301542).	ea	1	-----	-----	(†)	X
G147-0194025	Z-C141-4-7	GASKET, flange, carburetor to throttle valve body (Issue only when stock on GASKET, A186519 has been exhausted).	ea	1	1	1	1	X
G067-1501990	Z-T56-36	WASHER, fibre, red, 1.062 OD x 0.040 thk (fuel strainer body)-----	ea	1	(%)		(%)	X
G509-0443205	WI-K3656		ea	1	(%)		(%)	X
	Z-T56-15		ea	1	(%)		(%)	X
	WI-396342		ea	1	(%)		(%)	X
<b>0301.3—Carburetor (HXD)</b>								
G547-7002629	Z-O-10078	CARBURETOR, assembly-----	ea	1	1	1	1	X
	WI-401230		ea	2	(%)		(%)	X
H101-0218585	HM-4148A	NUT, hex, 1/16-20NF-2-----	ea	2	(%)		(%)	X
G514-7373085	WI-394994	STUD, 1/16-20SAE thd x 7/8-1/16-14NC thd x 5/8 x 3 3/4 in lg-----	ea	2	(%)		(%)	X
H001-7023771		WASHER, lock, 1/16 in-----	ea	2	(%)		(%)	X
G514-7373086	WI-A24574X	GASKET, carburetor to governor throttle valve body (Issue until stock is exhausted, then use GASKET, 7540211).	ea	1	-----	-----	(†)	X
G514-7540211	Z-C141-4-8	GASKET, flange, carburetor to governor throttle valve body (Issue only when stock on GASKET, 7373086 has been exhausted).	ea	1	1	1	1	X



(1) STOCK NO.	(2) MFR'S PART NO.	(3) ORDNANCE PART NO.	(4) DESCRIPTION	(5) UNIT OF ISSUE	(6) QTY IN UNIT	(7) ORGANIZATIONAL ALLOWANCES		(8) REFERENCE SYMBOLS
						CO, BTRY, OR TRP		
						NO. OF MAJOR ITEMS		
						1-18 (a)	19-48 (b)	
<b>ORGANIZATIONAL SPARE PARTS FOR TRUCK—Continued</b>								
<b>GROUP 03—FUEL SYSTEM—Continued</b>								
<b>0302.1—Fuel Pump (2 Valve)</b>								
G121-0124525	AC-1537710 WI-397326	A307628	BOWL, sediment (metal)-----	ea	1	1	1	X
G547-7740946	HM-31326A WI-394634	7740946	GASKET, fuel pump to cylinder block-----	ea	1	1	1	X
G505-5342296	AC-854003 WI-V997X	A342296	GASKET, rd, cork, 1½ ID x 2¼ OD x ⅛ thk (sediment bowl) (Also available as part of KITS, AC-1538128).	ea	1	1	1	X
G547-7735765	AC-1538128 WI-408655	7735765	KIT, repair, sediment bowl-----	ea	---	1	1	X
Consists of:								
	AC-854016 WI-V1003X	---	1 BAIL, sediment bowl, w/SCREW					
	AC-854003 WI-V997X	---	1 GASKET, sediment bowl (subgroup 0302.1) 4					
	AC-855763 WI-V2491X	---	1 NUT, thumb, sediment bowl bail					
	AC-854009 WI-345358	A307296	1 SCREEN, sediment bowl (subgroup 0302.1) 4					
	AC-854005 WI-V999X	A292976	1 SEAT, sediment bowl					
G547-7735762	AC-1537719 WI-391963	7735762	PUMP, fuel, assembly (Issue until stock is exhausted, then use PUMP, AC-1538655).	ea	1	---	(†)	X
H001-4027521 4300-4972A	---	221157	NUT, hex, ⅝-24NF-2-----	ea	2	(%)	(%)	X
	HM-4972A WI-394998	---	STUD (⅝ x ¼)-----	ea	2	1	1	X
H001-7025711 G507-5307296	AC-854009 WI-345358	120214 A307296	WASHER, lock, ⅝ in----- SCREEN (sediment bowl) (Also available as part of KIT, AC-1538128).	ea ea	2 1	(%) 1	(%) 1	X X

0302.3—Fuel Pump (6 Valve)									
G547-7735781	AC-1538742 WI-423082	7735781	GASKET, fuel pump to cylinder block.....	ea	1	1	1	X	
G547-7374074	AC-1538655 WI-418087	7374074	PUMP, fuel, assembly (6 valve).....	ea	1	1	1	X	
H101-0126002 4300-4972A	HM-4972A WI-394998	126002	NUT, lock, $\frac{5}{16}$ -24NF-2.....	ea	2	(%)	(%)	X	H-1,
			STUD ( $\frac{5}{16}$ x $\frac{1}{4}$ ).....	ea	2	1	1	X	
H001-7025711		120214	WASHER, lock, $\frac{5}{16}$ in.....	ea	2	(%)	(%)	X	H-1,
0304—Air Cleaner									
G512-7743938	WI-412719	7743938	BAND, assembly (Used with CLEANER, 7540321).....	ea	1	(%)	(%)	X	
H001-3019911		223670	BOLT, hex-hd, $\frac{3}{8}$ -24NF-2 x $\frac{3}{4}$ .....	ea	2	(%)	(%)	X	H-1,
H001-4027541		225831	NUT, hex, $\frac{3}{8}$ -24NF-2.....	ea	2	(%)	(%)	X	H-1,
H001-7025741		120382	WASHER, lock, $\frac{3}{8}$ in.....	ea	2	(%)	(%)	X	H-1,
G690-7767332	UTS-11727 WI-418609	7767332	BOLT, eye (Used with CLEANER, 7540323).....	ea	3	(%)	(%)	X	
G512-7743941	WI-419698	7743941	CLAMP, elbow (Used with CLEANER, 7540321).....	ea	1	(%)	(%)	X	
H006-0502928		502928	CLAMP, hose, $3\frac{3}{4}$ in (air cleaner to carburetor).....	ea	4	(%)	(%)	X	H-6,
G514-7540321	AM-80BNRJ WI-391940	7540321	CLEANER, air, w/BRACKET, assembly.....	ea	1	(%)	(%)	X	
G514-7540323	UTS-TI11-12400 WI-412939	7540323	CLEANER, air, w/BRACKETS, assembly.....	ea	1	(%)	(%)	X	
H001-4027541		225831	NUT, hex, $\frac{3}{8}$ -24NF-2.....	ea	4	(%)	(%)	X	H-1,
H001-5027151		214098	SCREW, cap, $\frac{3}{8}$ -24NF-2 x $1\frac{1}{2}$ .....	ea	2	(%)	(%)	X	H-1,
H001-5027121		213925	SCREW, cap, $\frac{3}{8}$ -24NF-2 x $\frac{7}{8}$ .....	ea	2	(%)	(%)	X	H-1,
H001-7025741		120382	WASHER, lock, $\frac{3}{8}$ in.....	ea	4	(%)	(%)	X	H-1,
G514-7540322	UTS-TI11-12165 WI-418606	7540322	CLEANER, air, w/o BRACKETS, assembly (Issue until stock is exhausted, then use CLEANER, 7540323).....	ea	1	(†)	(†)	X	
G547-7035081	AM-JMJ WI-394635	7035081	ELBOW, air cleaner (90 degree) (Used with CLEANER, 7540321).....	ea	1	(%)	(%)	X	
G514-7373026	WI-391939	7373026	ELBOW, carburetor air intake (flanged) (Used with CLEANER, 7340321).....	ea	1	(%)	(%)	X	
G514-7540324	UTS-B12232 WI-412941	7540324	ELBOW, carburetor air intake (flanged).....	ea	1	(%)	(%)	X	
H001-4027521		221157	NUT, hex, $\frac{5}{16}$ -24NF-2.....	ea	4	(%)	(%)	X	H-1,
G512-7743940	WI-A15545X	7743940	STUD.....	ea	4	(%)	(%)	X	
H001-7025711		120214	WASHER, lock, $\frac{5}{16}$ in.....	ea	4	(%)	(%)	X	H-1,
G514-7540325	UTS-B12239 WI-412940	7540325	ELBOW, cleaner to carburetor (90 degree) (Used with CLEANER, 7540323, 7540322).....	ea	1	(%)	(%)	X	
G514-7540326	AM-AF18 WI-394713	7540326	ELEMENT, assembly (Used with CLEANER, 7540321).....	ea	1	(%)	(%)	X	

For explanation of footnotes, see NOTES, page 89.

(1) STOCK NO.	(2) MFR'S PART NO.	(3) ORDNANCE PART NO.	(4) DESCRIPTION	(5) UNIT OF ISSUE	(6) QTY INCORP IN UNIT	(7) ORGANIZATIONAL ALLOWANCES		(8) REFERENCE SYMBOLS
						CO, BTRY, OR TRP		
						NO. OF MAJOR ITEMS		
						1-18 (a)	19-48 (b)	
<b>ORGANIZATIONAL SPARE PARTS FOR TRUCK—Continued</b>								
<b>GROUP 03—FUEL SYSTEM—Continued</b>								
<b>0304—Air Cleaner—Continued</b>								
G514-7540358	UTS-C11924	7540358	ELEMENT, assembly (Used with CLEANER, 7540322, 7540323) (HXD)	ea	1	(%)	(%)	X
G512-7540327	WI-418503	7540327	GASKET, carburetor air intake elbow----- (HXC)	ea	1	(%)	(%)	X
G547-7340454	COR-12B156 BR-500751 WI-401649	7340454	GASKET, carburetor air intake elbow----- (HXD)	ea	1	(%)	(%)	X
G514-7701077	AM-AFFRGE WI-411521	7701077	GASKET, element (lower and upper) (Used with CLEANER, 7540321)	ea	2	2	2	X
G514-5329227	UTS-A11707 WI-418502	5329227 A329227	GASKET, oil cup (Used with CLEANER, 7540322)-----	ea	1	1	1	X
G514-7701069	WI-390939 COR-1P1	7701069	HOSE, cleaner to carburetor (Used with CLEANER, 7540321)-----	ea	2	1	1	X
G512-7540328	WI-412942 COR-9B154	7540328	HOSE, cleaner to carburetor, lower (Used with CLEANER, 7540328) (HXD)	ea	1	1	1	X
G514-7373023	COR-9B155	7373023	HOSE, cleaner to carburetor, upper (3½ in ID x 3¼ in long) (Issue until stock is exhausted, then use HOSE, 7340460). (HXC)	ea	1	-----	(†)	X
G547-7340460	WI-412943	7340460	HOSE, cleaner to carburetor, upper (Used with CLEANER, 7540323, 7540322) (3½ in ID x 3¼ in long). (HXD)	ea	1	1	1	X
G514-7701070	AM-AFFR6N WI-411524	7701070	NUT, cover lock bolt (¾ in -16) (Used with CLEANER, 7540321) --	ea	3	(%)	(%)	X
G512-7099996	WI-394716	7099996	NUT, wing (Used with CLEANER, 7540321)-----	ea	1	1	1	X
G514-7540359	UTS-A11855	7540359	NUT, wing, eyebolt (Used with CLEANER, 7540323) (Issue until stock is exhausted, then use NUT, WI-419545).	ea	3	-----	(†)	X
G116-1714747	UTS-A1317 WI-419545	-----	NUT, wing, eyebolt (Used with CLEANER, 7540323)-----	ea	3	1	1	X
G512-7743939	WI-411523	7743939	WASHER, cover lock bolt nut (Used with CLEANER, 7540321)-----	ea	3	(%)	(%)	X
H006-0210120	-----	144051	<b>0306—Tank, Lines, and Fittings</b>  BUSHING, pipe, ½ x ¼ (fuel tank fuel outlet line elbow)-----	ea	1	(%)	(%)	H-6, X

G512-7089599	QPX-C7	7089599	CAP, filler neck, fuel tank, w/CHAIN, assembly (closed cab models) (Used with TANK, 7743943).	ea	1	1	1	X
G502-0131577	WI-390946 STN-6990A STN-AAH1907 WI-401328	7004942 C116754	CAP, filler neck, fuel tank, w/CHAIN, assembly (open cab models) (Used with TANK, 7740920).	ea	1	1	1	X
H005-0100580		17-C-18035 -90	CONDUIT, flexible, size $\frac{3}{8}$ in (fuel lines)	ft	(†)	(%)	(%)	H-5, X
H006-0316635		187343	CONNECTOR, flared tube, inverted, $\frac{5}{16}$ in tube, $\frac{1}{4}$ in male pipe end (fuel tank air vent line) (In filler neck) (Used with TANK, 7740920).	ea	1	(%)	(%)	H-6, X
H006-0504352		504352	CONNECTOR, tube, compression, $\frac{3}{8}$ in tube, $\frac{1}{4}$ in male pipe end (At carburetor).	ea	1	(%)	(%)	H-6, X
H006-0239245		140288	CONNECTOR, tube, compression, $\frac{3}{8}$ in tube, $\frac{1}{4}$ in male pipe end, assy (Fuel pump inlet (1), fuel filter outlet elbow (1) ).	ea	2	(%)	(%)	H-6, X
G514-7373491	WI-A28345X	7373491	COUPLING, fuel pump outlet elbow	ea	1	(%)	(%)	X
H006-0265010		121619	ELBOW, pipe, 45 deg, $\frac{1}{4}$ in (fuel filter outlet (1), fuel pump outlet (1) )	ea	2	(%)	(%)	H-6, X
H006-0323100		504256	ELBOW, tube, compression 90 deg, $\frac{3}{8}$ in tube, $\frac{1}{4}$ in male pipe end (fuel pump outlet (1), fuel tank fuel outlet line (1), carburetor inlet (1) ).	ea	3	(%)	(%)	H-6, X
H006-0260811		143343	ELBOW, flared tube, inverted, 90 deg, $\frac{5}{16}$ in tube, $\frac{1}{4}$ in male pipe end (Fuel tank air vent line ) (In tank) (Used with TANK, 7740920).	ea	1	(%)	(%)	H-6, X
G690-7744085	TI-7185 WI-392401	7744085	LINE, flexible, fuel filter to fuel pump, assembly	ea	1	(%)	(%)	X
H006-0504259		504259	LINE, fuel outlet, fuel tank, w/CONDUIT, assembly ( $\frac{3}{8}$ in OD x 40 in long) (Use TUBING, 44-T-5080-25, CONDUIT, 17-C- 18035-90).	ea	3	(%)	(%)	H-6, X
H106-0431594		431594	LINE, fuel pump to carburetor, w/CONDUIT, assembly ( $\frac{3}{8}$ in OD x 51 in long) (Use TUBING, 44-T-5080-25, CONDUIT, 17-C- 18035-90).	ea	1	(%)	(%)	H-6, X
H006-0230208		142427	LINE, fuel tank air vent, assembly (20 in long) (Used with TANK, 7740920) (Use TUBING, 44-T-5080-20, (2) NUT, 142427).	ea	2	(%)	(%)	H-6, X
H006-0283182		115711	NUT, ball sleeve compression tube fitting, $\frac{3}{8}$ in (fuel tank outlet line elbow (1), fuel pump to carburetor fuel line (2) ).	ea	1	(%)	(%)	H-6, X
H006-0230540		114634	NUT, ball sleeve compression tube, $\frac{3}{8}$ in (fuel tank fuel outlet line) (At fuel shut-off valve).	ea	4	(%)	(%)	H-6, X
G512-7743943	SSP-G40-1507 WI-391733	7743943	NUT, inverted flared tube fitting, $\frac{5}{16}$ in	ea	1	(%)	(%)	X
G514-7740920	WI-401250	7740920	PLUG, pipe, $\frac{3}{8}$ in (drain, fuel tank)	ea	1	(%)	(%)	H-6, X
H007-0218080		44-T-5080- 20	SLEEVE, ball, compression tube fitting, $\frac{3}{8}$ in (Fuel pump to carburetor fuel line (2), fuel tank fuel outlet line elbow (1), fuel tank outlet line nut (1) ).	ea	(†)	(%)	(%)	H-7, X
H007-0218110		44-T-5080- 25	TANK, fuel, assembly (filler neck in center ) (closed cab models)	ft	-----	(%)	(%)	H-7, X
G690-7768207	WI-392420	7768207	TANK, fuel, assembly (filler neck on side) (open cab models)	ea	1	(%)	(%)	X
			TUBING, seamless, size $\frac{5}{16}$ in	ft	(†)	(%)	(%)	X
			TUBING, seamless, size $\frac{3}{8}$ in (fuel lines)	ft	-----	(%)	(%)	X
			VALVE, fuel shut-off, fuel line, assembly (At fuel filter)	ea	1	(%)	(%)	X

(1) STOCK NO.	(2) MFR'S PART NO.	(3) ORDNANCE PART NO.	(4) DESCRIPTION	(5) UNIT OF ISSUE	(6) QTY INCORP IN UNIT	(7) ORGANIZATIONAL ALLOWANCES		(8) REFERENCE SYMBOLS
						CO, BTRY, OR TRP		
						NO. OF MAJOR ITEMS		
						1-18 (a)	19-48 (b)	
<b>ORGANIZATIONAL SPARE PARTS FOR TRUCK—Continued</b>								
<b>GROUP 03—FUEL SYSTEM—Continued</b>								
<b>0308.1—Engine Speed Governor (HXC)</b>								
7260-7220-A	PG-7220A	-----	GASKET, throttle valve body to adapter	ea	1	(%)	(%)	X
G514-7540345	HM-31897A WI-408676	7540345	GASKET, timing gear cover to governor	ea	1	(%)	(%)	X
G512-7001601	PG-MA1028A WI-391950	7001601	GOVERNOR, assembly (HXC engine)	ea	1	(%)	(%)	X
H101-0213653	-----	213653	SCREW, cap, 1/2-13NC-2 x 7/8	ea	2	(%)	(%)	X
H001-7025801	-----	120384	WASHER, lock, 1/2 in	ea	2	(%)	(%)	X
<b>0308.3—Engine Speed Governor (HXD)</b>								
G509-0194036	PG-G2376 WI-398185	-----	GASKET, throttle valve body cover	ea	1	(%)	(%)	X
G156-0194025	WI-394993	-----	GASKET, throttle valve body to adapter	ea	1	(%)	(%)	X
G514-7540345	HM-31897A WI-408676	7540345	GASKET, timing gear cover to governor	ea	1	(%)	(%)	X
G547-7001631	PG-MA1475 WI-401227	7001631	GOVERNOR, assembly (HXD)	ea	1	(%)	(%)	X
H101-0213653	-----	213653	SCREW, cap, 1/2-13NC-2 x 7/8	ea	1	(%)	(%)	X
H001-7025801	-----	120384	WASHER, lock, 1/2 in	ea	1	(%)	(%)	X
G509-0389515	PG-SN213 WI-398203	-----	SPRING, bumper screw	ea	1	(%)	(%)	X
<b>0309—Fuel Filter</b>								
G509-0125700	Z-F8X50 WI-396483	-----	BOWL, sediment	ea	1	(%)	(%)	X
G116-1714748	Z-F5X7 WI-396480	-----	NUT, sp, blind, hex, 3/8-16	ea	1	1	1	X
G121-0169100	Z-F6X12 WI-396481	-----	ELEMENT, fuel filter, assembly (brass)	ea	1	1	1	X

G509-0314414	WI-396485		NUT, lock (retaining)-----	ea	1	1	1	X
G509-0183053	Z-F26X3	7336377	FILTER, fuel, assembly-----	ea	1	(%)	(%)	X
H001-4167601	Z-FR328X2-2			ea	2	(%)	(%)	H-1,
H101-0215519	COR-FR328X2			ea	2	(%)	(%)	H-1,
H001-7025741	-2			ea	2	(%)	(%)	H-1,
G121-0193792	WI-391994			ea	1	1	1	X
G502-7347647	Z-F1X10			ea	1	1	1	X
H006-0283195	WI-396478			ea	3	(%)	(%)	H-6,
	WI-396479	7347647	GASKET, S or cop, 2 1/2 OD, 1 5/8 ID, 3/4 thk (sediment bowl stud nut)	ea	1	1	1	X
	Z-F1X15	127951	PLUG, pipe, 1/4 in (drain, sediment bowl (1), fuel filter head (2))-----	ea	3	(%)	(%)	X
			<b>0312—Accelerator, Throttle and Choke Controls</b>					
G102-0201521	DR-1990551	B184184	CONTROL, choke, assembly (Issue until stock is exhausted, then use CONTROL, 7336295).	ea	1	-----	(†)	X
G514-7336295	WI-380149			ea	1	1	1	X
H001-4027541	WI-434953	7336295	CONTROL, choke, assembly-----	ea	1	(%)	(%)	H-1,
H001-7025741		225831	NUT, hex, 3/8-24NF-2-----	ea	1	(%)	(%)	H-1,
G102-0201540		120382	WASHER, lock, 3/8 in-----	ea	1	(%)	(%)	H-1,
H001-4027541	WI-380148	B184183	CONTROL, throttle, assembly-----	ea	1	1	1	X
H001-7025741	DR-1990552			ea	1	(%)	(%)	H-1,
H102-0109407		225831	NUT, hex, 3/8-24NF-2-----	ea	1	(%)	(%)	H-1,
H001-4027501		120382	WASHER, lock, 3/8 in-----	ea	1	(%)	(%)	H-1,
H001-7025681	WI-A3867	109407	JOINT, ball, 1/4 in (accelerator pedal to cross shaft rod (2), cross shaft to carburetor rod (2)).	ea	4	(%)	(%)	X
G067-1500820		218584	NUT, hex, 1/4-28NF-2-----	ea	4	(%)	(%)	X
H101-0426588		120380	WASHER, lock, 1/4 in-----	ea	4	(%)	(%)	X
H001-4027501	WI-312131	7362385	LEVER, accelerator rod (on cross shaft)-----	ea	2	(%)	(%)	X
H001-7025681	COR-4901			ea	4	(%)	(%)	X
G547-7340465		426588	BOLT, hex-hd, 1/4-28NF-2 x 1-----	ea	2	(%)	(%)	X
H001-4027501		218584	NUT, hex, 1/4-28NF-2-----	ea	2	(%)	(%)	X
G547-7340465		120380	WASHER, lock, 1/4 in-----	ea	2	(%)	(%)	X
H001-4027501	WI-357314	7340465	LEVER, throttle control, w/SWIVEL, assembly (on cross shaft)-----	ea	1	(%)	(%)	X
G514-7343038		218584	NUT, hex, 1/4-28NF-2 (ball joint to accelerator rod (2), ball joint to carburetor rod (2)).	ea	4	(%)	(%)	X
G514-7743879	WI-347160	7343038	PEDAL, accelerator-----	ea	1	(%)	(%)	X
H001-0811026	WI-400657	7743879	PIN, accelerator pedal to hinge-----	ea	1	(%)	(%)	X
G690-7743753		107761	PIN, cotter, 1/16 x 5/8-----	ea	2	(%)	(%)	X
G514-7343034	WI-392370	7743753	ROD, accelerator pedal to cross shaft-----	ea	1	(%)	(%)	X
H101-0215366	WI-392372	7343034	ROD, carburetor to cross shaft-----	ea	1	(%)	(%)	X
H001-5147531		215366	SCREW, cap, 5/16-18NC-2 x 1 (throttle control cross shaft bracket)-----	ea	2	(%)	(%)	X
		121832	SCREW, mach, No. 8-32NC-2 x 3/8 (throttle control lever swivel)-----	ea	1	(%)	(%)	X

(1) STOCK NO.	(2) MFR'S PART NO.	(3) ORDNANCE PART NO.	(4) DESCRIPTION	(5) UNIT OF ISSUE	(6) QTY INCORP IN UNIT	(7) ORGANIZATIONAL ALLOWANCES		(8) REFERENCE SYMBOLS
						CO, BTRY, OR TRP		
						NO. OF MAJOR ITEMS		
						1-18 (a)	19-48 (b)	
<b>ORGANIZATIONAL SPARE PARTS FOR TRUCK—Continued</b>								
<b>GROUP 03—FUEL SYSTEM—Continued</b>								
			<b>0312—Accelerator, Throttle and Choke Controls—Continued</b>					
G102-0205800	WI-368567	B184166	SPRING, return, accelerator pedal-----	ea	1	1		X
H001-7025711	COR-4917 -----	120214	WASHER, lock, 5/16 in (throttle control cross shaft bracket screw)-----	ea	2	(%)	(%)	H-1, X
<b>GROUP 04—EXHAUST SYSTEM</b>								
<b>0401—Muffler, Exhaust and Tail Pipes</b>								
G547-7340472	WI-391935	7340472	BRACKET, muffler hanger (on muffler)-----	ea	2	(%)	(%)	X
H001-4027521	-----	221157	NUT, hex, 5/16-24NF-2-----	ea	2	(%)	(%)	X
H001-5026411	-----	213904	SCREW, cap, 5/16-24NF-2 x 3/4-----	ea	2	(%)	(%)	X
H001-7025711	-----	120214	WASHER, lock, 5/16 in-----	ea	2	(%)	(%)	X
G514-7373067	WI-79474 COR-4918 -----	7373067	CLAMP, support, exhaust pipe-----	ea	1	(%)	(%)	X
H001-4027541	-----	225831	NUT, hex, 3/8-24NF-2-----	ea	1	(%)	(%)	X
H001-5027141	-----	213931	SCREW, cap, 3/8-24NF-2 x 1 1/4-----	ea	1	(%)	(%)	X
H001-7025741	-----	120382	WASHER, lock, 3/8 in-----	ea	1	(%)	(%)	X
G514-7373069	WI-392434 COR-4907 -----	7373069	CLAMP, support, tail pipe-----	ea	1	(%)	(%)	X
H001-4017541	-----	225831	NUT, hex, 3/8-24NF-2-----	ea	1	(%)	(%)	X
H001-5027131	-----	213928	SCREW, cap, 5/8-24NF-2 x 1-----	ea	1	(%)	(%)	X
H001-7025741	-----	120382	WASHER, lock, 3/8 in-----	ea	1	(%)	(%)	X
G514-7373021	WI-394996 -----	7373021	FLANGE, companion, exhaust pipe (To manifold)-----	ea	1	(%)	(%)	X
H101-0227857	-----	227857	BOLT, hex-hd, 1/2-13NC-2 x 1 1/2-----	ea	4	(%)	(%)	X
H101-0503167	-----	503167	NUT, hex, 1/2-13NC-2-----	ea	4	(%)	(%)	X
H001-7025801	-----	120384	WASHER, lock, 1/2 in-----	ea	4	(%)	(%)	X
G514-7373066	HM-31820A WI-394997 -----	7373066	GASKET, exhaust pipe companion flange to manifold (Also available as part of GASKET SET, WI-408614).	ea	1	(%)	(%)	X

G690-7036647	MAR-EX1070	7036647	MUFFLER, w/CLAMPS, assembly	ea	1	(%)	(%)	X
H001-4027541	WI-391934	225831	NUT, hex, 3/8-24NF-2	ea	2	(%)	(%)	X H-1,
H001-5027111		213922	SCREW, cap, 3/8-24NF-2 x 3/4 (muffler clamp)	ea	2	(%)	(%)	X H-1,
H001-7025741		120382	WASHER, lock, 3/8 in (clamp screw nut)	ea	2	(%)	(%)	X H-1,
H001-4027521		221157	NUT, hex, 5/16-24NF-2 (hanger bracket to muffler screw)	ea	4	(%)	(%)	X H-1,
G547-7340474	WI-392402	7340474	PIPE, exhaust, manifold to muffler	ea	1	(%)	(%)	X
G514-7373068	WI-390957	7373068	PIPE, tail	ea	1	(%)	(%)	X
H001-5026411		213904	SCREW, cap, 5/16-24NF-2 x 3/4 (hanger bracket to muffler)	ea	4	(%)	(%)	X H-1,
H001-7025711		120214	WASHER, lock, 5/16 in (hanger bracket to muffler nut)	ea	4	(%)	(%)	X H-1,

**GROUP 05—COOLING SYSTEM**

**0501—Radiator**

G503-0131549	AC-846709	7734710	CAP (filler neck)	ea	1	(%)	(%)	X
G510-0131548	WI-398460 AC-850167			ea	1	(%)	(%)	X
G512-7097776	WI-411640 PRX-R6165 COR-R6165	7097776	RADIATOR, assembly	ea	1	(%)	(%)	X
G690-7038525	PRX-R6165A COR-R6165A	7038525	RADIATOR, assembly	ea	1	(%)	(%)	X
G690-7038525	WI-390918 GOM-X403-1 WI-401291	7038525	RADIATOR, assembly	ea	1	(%)	(%)	X
H001-4015621		120689	NUT, castle, 5/8-18NF-2	ea	2	(%)	(%)	X H-1,
H001-0811052		103385	PIN, cotter, 1/8 x 1	ea	2	(%)	(%)	X H-1,
H001-7043861		131016	WASHER, plain, 5/8 in	ea	2	(%)	(%)	X H-1,

**0503—Lines, Fittings, Hoses, Pipes, and Thermostat**

4300-14204A	HM-14204A WI-394643		BUSHING, reducing, air compressor water line	ea	1	(%)	(%)	X
H006-0100320		500687	CLAMP, hose, 1 to 3 in (water pump by-pass pipe hose)	ea	4	(%)	(%)	X H-6,
H006-0502925		502925	CLAMP, hose, 3 in (radiator to thermostat upper housing flange hose (2), radiator to water pump hose (4) )	ea	6	(%)	(%)	X H-6,
9520-400989	WI-400989		COCK, drain, w/CHAIN, assembly (water pump water inlet elbow)	ea	1	(%)	(%)	X
H006-0213550		118752	CONNECTOR, flared tube, 1/2 in tube, 3/8 in male pipe end (air compressor water line)	ea	2	(%)	(%)	X H-6,
G547-7086882	HM-32663B WI-414099	7086882	ELBOW, cylinder head	ea	1	(%)	(%)	X
H101-0217179		217179	SCREW, cap, 1/2-13NC-2 x 1 1/4	ea	2	(%)	(%)	X H-1,
H001-7025801		120384	WASHER, lock, 1/2 in	ea	2	(%)	(%)	X H-1,
H006-0261650		118757	ELBOW, flared tube, 90 deg, 1/2 in tube, 3/8 in male pipe end (air compressor water line)	ea	3	(%)	(%)	X H-6,



(1) STOCK NO.	(2) MFR'S PART NO.	(3) ORDNANCE PART NO.	(4) DESCRIPTION	(5) UNIT OF ISSUE	(6) QTY INCORP IN UNIT	(7) ORGANIZATIONAL ALLOWANCES		(8) REFERENCE SYMBOLS
						1-18 (a)	19-48 (b)	
						CO, BTRY, OR TRP NO. OF MAJOR ITEMS		
<b>ORGANIZATIONAL SPARE PARTS FOR TRUCK—Continued</b>								
<b>GROUP 05—COOLING SYSTEM—Continued</b>								
			<b>0503—Lines, Fittings, Hoses, Pipes, and Thermostat—Continued</b>					
G547-7086814	HM-30676B	7086814	ELBOW, water inlet, water pump-----	ea	1	(%)	(%)	X
H101-0217179	WI-394699	217179	SCREW, cap, 1/2-13NC-2 x 1 1/4-----	ea	2	(%)	(%)	H-1,
H001-7025801	-----	120384	WASHER, lock, 1/2 in-----	ea	2	(%)	(%)	H-1,
G547-7340497	WI-390925	7340497	FLANGE, thermostat upper housing to radiator water inlet hose-----	ea	1	(%)	(%)	X
	COR-4925	-----	-----	-----	-----	-----	-----	-----
H101-0217179	-----	217179	SCREW, cap, 1/2-13NC-2 x 1 1/4-----	ea	2	(%)	(%)	H-1,
H001-7025801	-----	120384	WASHER, lock, 1/2 in-----	ea	2	(%)	(%)	H-1,
4300-85558A	HM-85558A	-----	FLANGE, water pump by-pass pipe-----	ea	1	(%)	(%)	X
	WI-394694	-----	-----	-----	-----	-----	-----	-----
H101-0215450	-----	215450	SCREW, cap, 3/8-16NC-2 x 1-----	ea	2	(%)	(%)	X
H001-7025741	-----	120382	WASHER, lock, 3/8 in-----	ea	2	(%)	(%)	X
4300-85557A	HM-85557A	-----	GASKET, lower to upper thermostat housing-----	ea	1	(%)	(%)	X
	WI-394692	-----	-----	-----	-----	-----	-----	-----
4300-4841A	HM-4841A	-----	GASKET, thermostat lower housing to cylinder head (1), cylinder head elbow (1).	ea	2	(%)	(%)	X
	WI-96778	-----	-----	-----	-----	-----	-----	-----
G156-0194015	WI-390929	-----	GASKET, vellumoid, 2 3/16 ID, 3 OD, 4 7/16 overall, 1/2 thk (thermostat upper housing to radiator water inlet hose flange).	ea	1	(%)	(%)	X
	COR-12A152	-----	-----	-----	-----	-----	-----	-----
G156-0194015	HM-829A	-----	GASKET, vellumoid, 2 3/16 ID, 3 OD, 4 7/16 overall, 1/2 thk (water pump water inlet elbow).	ea	1	(%)	(%)	X
	WI-55226	-----	-----	-----	-----	-----	-----	-----
	COR-829A	-----	-----	-----	-----	-----	-----	-----
G630-0194031	HM-87A	7061995	GASKET, water pump by-pass pipe flange to thermostat-----	ea	1	(%)	(%)	X
	WI-A1949X	-----	-----	-----	-----	-----	-----	-----
H007-0100220	-----	33-H-775	HOSE, radiator, ID 1 3/4 in-----	ft	(†)	(%)	(%)	H-7,
H007-0100320	-----	33-H-785	HOSE, radiator, ID 2 1/2 in-----	ft	(†)	(%)	(%)	H-7,
G514-0217816	WI-390936	-----	HOSE, radiator outlet pipe (2 1/2 in ID x 5 in lgh) (Issue until stock is exhausted, then use HOSE, 33-H-785).	ea	2	-----	(†)	X
	-----	-----	-----	-----	-----	-----	-----	-----
G547-7005562	WI-426211	7005562	HOSE, radiator outlet pipe (2 1/2 in ID x 5 in lgh) (Issue until stock is exhausted, then use HOSE, 33-H-785).	ea	2	-----	(†)	X
	COR-5942	-----	-----	-----	-----	-----	-----	-----

G514-0217817	WI-390926	-----	-----	ea	1	-----	(†)	X
G547-7005561	WI-426210 COR-5943	7005561	HOSE, radiator to thermostat upper housing flange (2½ in ID x 14 in) (Issue until stock is exhausted, then use HOSE, 33-H-785).	ea	1	-----	(†)	X
4300-8830A	HM-8830A WI-414100	-----	HOSE, radiator to thermostat upper housing flange (2½ in ID x 15¾ in lgh) (Issue until stock is exhausted, then use HOSE, 33-H-785).	ea	1	-----	(†)	X
G514-0217815	HM-4452A WI-394696	-----	HOSE, water pump by-pass pipe (1¾ in ID x 2½ in lgh) (Issue until stock is exhausted, then use HOSE, 33-H-775).	ea	2	-----	(†)	X
G547-7086881	HM-32662B WI-414098	7086881	HOUSING, thermostat, lower	ea	1	(%)	(%)	X
H101-0217179	-----	217179	SCREW, cap, ½-13NC-2 x 1¼	ea	2	(%)	(%)	H-1,
H001-7025801	-----	120384	WASHER, lock, ½ in	ea	2	(%)	(%)	H-1,
G547-7086938	HM-85556C WI-394691	7086938	HOUSING, thermostat, upper	ea	1	(%)	(%)	X
H101-0122181	-----	122181	SCREW, cap, ⅜-16NC-3 x 2	ea	2	(%)	(%)	H-1,
H101-0213774	-----	213774	SCREW, cap, ⅜-16NC-2 x 3¼	ea	2	(%)	(%)	H-1,
H001-7025741	-----	120382	WASHER, lock, ⅜ in	ea	4	(%)	(%)	H-1,
G547-7086870	HM-31972BS WI-394639	7086870	LINE, water inlet, assembly (water pump to air compressor)	ea	1	(%)	(%)	X
4300-31973BS	HM-31973BS WI-394641	-----	LINE, water outlet, assembly (air compressor to cylinder head)	ea	1	(%)	(%)	X
4300-30677C	WI-394702	-----	MANIFOLD, water outlet (Issue until stock is exhausted, then use HOUSING, HM-32662B and ELBOW, HM-32663B).	ea	1	-----	(†)	X
H101-0217179	-----	217179	SCREW, cap, ½-13NC-2 x 1¼	ea	2	(%)	(%)	H-1,
H001-7025801	-----	120384	WASHER, lock, ½ in	ea	2	(%)	(%)	H-1,
H006-0104146	-----	118541	NUT, flared tube fitting, ½ in (air compressor water line)	ea	4	(%)	(%)	H-6,
9520-390935	WI-390935	-----	PIPE, water outlet, radiator	ea	1	(%)	(%)	X
G547-7086816	HM-30683C WI-394695	7086816	PIPE, water pump by-pass	ea	1	(%)	(%)	X
G514-0400092	HM-3351A WI-394690	-----	THERMOSTAT, assembly	ea	1	(%)	(%)	X
45-C-9280	-----	45-C-9280	<b>0504—Water Pump</b>					
4300-30173A	HM-30173A WI-96759	-----	CUP, grease, ¼ oz, ⅛-27NPT, male (water pump)	ea	2	(%)	(%)	H-16,
G547-7086777	HM-30180DS WI-96743	7086777	GASKET, water pump to cylinder block	ea	1	1	1	X
H001-4027581	-----	214267	PUMP, water, assembly	ea	1	(%)	(%)	X
H001-7025801	-----	120384	NUT, hex, ½-20NF-2	ea	4	(%)	(%)	H-1,
	-----	-----	WASHER, lock, ½ in	ea	4	(%)	(%)	H-1,
H017-0507240	-----	507240	<b>0505—Fan</b>					
	-----	-----	BELT SET, fan (matched pair)	ea	1	1	1	H-17, X

(1) STOCK NO.	(2) MFR'S PART NO.	(3) ORDNANCE PART NO.	(4) DESCRIPTION	(5) UNIT OF ISSUE	(6) QTY INCORP IN UNIT	(7) ORGANIZATIONAL ALLOWANCES <sup>3</sup>		(8) REFERENCE SYMBOLS
						CO, BTRY, OR TRP		
						NO. OF MAJOR ITEMS		
						1-18 (a)	19-48 (b)	
<b>ORGANIZATIONAL SPARE PARTS FOR TRUCK—Continued</b>								
<b>GROUP 06—ELECTRICAL SYSTEM</b>								
<b>0601—Generator</b>								
G514-7703985	WI-391948	7703985	ARM, adjusting, belt-----	ea	1	(%)	(%)	X
H001-4185601	COR-YSW4623	124925	NUT, jam, 3/8-24NF-2-----	ea	1	(%)	(%)	H-1,
H001-0811027	-----	103362	PIN, cotter, 1/16 x 3/4-----	ea	1	(%)	(%)	H-1,
H001-5026131	-----	193990	SCREW, cap, 5/16-18NC-2 x 7/8-----	ea	1	(%)	(%)	H-1,
H001-7025711	-----	120214	WASHER, lock, 5/16 in-----	ea	1	(%)	(%)	H-1,
G508-5265586	DR-1835646	A265586	BAND, frame-----	ea	1	(%)	(%)	X
H017-0507228	WI-343120	507228	BELT, drive-----	ea	1	1	1	H-17,
G690-7703936	BRO-500303	7703936	BRACE, mounting bracket, rear-----	ea	1	(%)	(%)	X
H101-0219719	WI-391949	219719	NUT, jam, 3/8-24NF-2-----	ea	2	(%)	(%)	H-1,
H001-5027141	COR-YSW4622	213931	SCREW, cap, 3/8-24NF-2 x 1 1/4-----	ea	2	(%)	(%)	H-1,
H001-7025741	-----	120382	WASHER, lock, 3/8 in-----	ea	2	(%)	(%)	H-1,
G690-7703937	BRO-500086	7703937	BRACKET, mounting-----	ea	1	(%)	(%)	X
H001-4027581	WI-391964	214267	NUT, hex, 1/2-20NF-2-----	ea	3	(%)	(%)	H-1,
H001-7025801	COR-YSW1504	120384	WASHER, lock, 1/2 in-----	ea	3	(%)	(%)	H-1,
H001-7043801	-----	120396	WASHER, plain, 1/2 in-----	ea	2	(%)	(%)	H-1,
G085-3301540	DR-1105854	-----	GENERATOR, w/o FAN and PULLEY, assembly (Issue until stock is exhausted, then use GENERATOR, DR-1904251).	ea	1	-----	(†)	X
G506-7744464	WI-391913	7744464	GENERATOR, w/o FAN and PULLEY, assembly (Issue until stock is exhausted, then use GENERATOR, DR-1904251).	ea	1	-----	(†)	X
G512-7743925	DR-1105866	7743925	GENERATOR, w/o FAN and PULLEY, assembly (Issue until stock is exhausted, then use GENERATOR, DR-1105862).	ea	1	-----	(†)	X
G547-7347267	DR-1105872	7347267	GENERATOR, w/o FAN and PULLEY, assembly (Issue until stock is exhausted, then use GENERATOR, DR-1904251).	ea	1	-----	(†)	X
G547-7347267	DR-1105862	7347267	GENERATOR, w/FAN and PULLEY, assembly (Optional with GENERATOR, DR-1904251) (Issue only when stock on GEN- ERATOR, 7744464 has been exhausted).	ea	1	(%)	(%)	X

Part No.	Description	QTY	UNIT	PERCENT	REMARKS	QTY	UNIT	PERCENT	REMARKS
G547-7706453	DR-1904251 WI-4234271	1	ea	(%)	GENERATOR, w/FAN and PULLEY, assembly (Optional with GENERATOR, DR-1105862) (Issue only when stock on GENERATOR, DR-1105854 and 7743925 has been exhausted).	1	ea	(%)	X
H001-4027521	---	2	ea	(%)	NUT, hex, 5/16-24NF-2	2	ea	(%)	H-1,
H101-0214652	---	2	ea	(%)	SCREW, cap, 5/16-24NF-2 x 1/2	2	ea	(%)	H-1,
H001-7025711	---	2	ea	(%)	WASHER, lock, 5/16 in	2	ea	(%)	H-1,
H001-7043741	---	2	ea	(%)	WASHER, plain, 3/8 in	2	ea	(%)	H-1,
G547-7706390	DR-1834360 WI-391912	1	ea	(%)	PULLEY, drive (Used with GENERATOR, DR-1105862)	1	ea	(%)	X
H101-0125043	---	1	ea	(%)	NUT, castle, 1/2-20NF-2	1	ea	(%)	H-1,
H001-0811039	---	1	ea	(%)	PIN, cotter, 3/32 x 3/4	1	ea	(%)	H-1,
G508-7702759	WI-358118	1	ea	(%)	WASHER, generator shaft nut, drive end	1	ea	(%)	X
<b>0602—Generator Regulator</b>									
G506-7050986	DR-1904040	1	ea	(%)	CAPACITOR (CONDENSER) armature terminal assy (Used with REGULATOR, 706929C).	1	ea	(%)	X
G508-7050988	DR-1904046	1	ea	(%)	CAPACITOR (CONDENSER) battery terminal assy (Used with REGULATOR, 7069290).	1	ea	(%)	X
G501-7053330	DR-1906459	1	ea	(%)	CAPACITOR (CONDENSER) field terminal, assy (Used with REGULATOR, 7069290).	1	ea	(%)	X
G509-7050981	DR-1904032	1	ea	(%)	GASKET, cover (Used with REGULATOR, 7069290)	1	ea	(%)	X
G508-5193757	DR-1883117 WI-383418 COR-1883117	1	ea	(%)	GASKET, cover (Used with REGULATOR, DR-5628)	1	ea	(%)	X
G508-7348551	DR-1901646	1	ea	(%)	STUD, terminal (Used with REGULATOR, DR-5628)	1	ea	(%)	X
G057-0314849	---	3	ea	(%)	NUT, hex, S, zn-pltd, 5/16-14NF-3/16 thk (outer)	3	ea	(%)	X
G508-5193760	DR-1877557	3	ea	(%)	NUT, zn-pltd, 5/16-24NF-2, 3/2 thk (inner)	3	ea	(%)	X
<b>0603—Starter</b>									
G147-0115952	DR-1880355 WI-410652	1	ea	(%)	BAND, cover, commutator (frame), assembly	1	ea	(%)	X
H001-4135681	---	1	ea	(%)	NUT, mach screw, No 10-32NF-2	1	ea	(%)	H-1,
H001-5148891	---	2	ea	(%)	SCREW, mach, No. 10-32NF-2 x 1	2	ea	(%)	H-1,
G512-7712405	WI-411674	1	ea	(%)	BRUSH SET, starter	1	ea	(%)	X
Consists of:									
9520-392380	DR-38367 WI-342193	1	ea	(%)	6 BRUSH	1	ea	(%)	X
45-C-9272	WI-392380	1	ea	(%)	CABLE, starter to solenoid switch, w/TERMINALS, assembly	1	ea	(%)	X
45-C-9272-25	---	1	ea	(%)	CUP, oil, drive 1/4 in (gear housing)	1	ea	(%)	H-16,
	---	1	ea	(%)	CUP, oil, drive 5/16 in (drive housing)	1	ea	(%)	H-16,

For explanation of footnotes, see NOTES, page 89.

(1) STOCK NO.	(2) MFR'S PART NO.	(3) ORDNANCE PART NO.	(4) DESCRIPTION	(5) UNIT OF ISSUE	(6) QTY INGORP IN UNIT	(7) ORGANIZATIONAL ALLOWANCES		(8) REFERENCE SYMBOLS
						CO, BTRY, OR TRP		
						NO. OF MAJOR ITEMS		
						1-18 (a)	19-48 (b)	
<b>ORGANIZATIONAL SPARE PARTS FOR TRUCK—Continued</b>								
<b>GROUP 06—ELECTRICAL SYSTEM—Continued</b>								
<b>0603—Starter—Continued</b>								
G172-0295837	DR-494		STARTER, assembly	ea	1	1		X
H101-0215678	WI-391916	215678	SCREW, cap, 1/2-13NC-2 x 1 1/2	ea	3	(%)	(%)	H-1,
H001-7025801		120384	WASHER, lock, 1/2 in	ea	3	(%)	(%)	H-1,
G510-0393785	DR-407J		SWITCH, series parallel, assembly	ea	1	(%)	(%)	X
	WI-391911							
	DR-1881521							
H001-5026121		216921	SCREW, cap, 5/16-18NC-2 x 3/4	ea	2	(%)	(%)	H-1,
H001-7018711		120638	WASHER, lock, 5/16 in	ea	2	(%)	(%)	H-1,
G150-0393775	DR-1422	B283060	SWITCH, solenoid, assembly	ea	1	(%)	(%)	X
	WI-B24876							
<b>0604.1—Distributor</b>								
G547-7706383	DR-1880443	7706383	ARM, advance <sup>3</sup>					X
	WI-396488							
G102-0102297	DR-802818	A225986	NUT, hex, 1/4-20NC	ea	1	(%)	(%)	X
	WI-V1766X							
G547-7347258	DR-1880453	7347258	SCREW, hold down, advance	ea	1	(%)	(%)	X
	WI-397691							
H101-0114991	DR-820578	114991	SCREW, mach, 1/4-20NC-2 x 2	ea	1	(%)	(%)	H-1,
G547-7347258	WI-397693	7347258	WASHER, advance arm hold down screw	ea	1	(%)	(%)	X
	DR-802760	A214990	WASHER, lock	ea	1	(%)	(%)	X
	WI-V1765X							
G508-5214678	DR-1848038	A214678	BRACKET, stationary contact, ignition (w/POINT, assembly) (Issue until stock is exhausted, then use POINT SET A282015).	ea	1		(†)	X
	WI-340139							
G506-5214679	DR-816784	A214679	SCREW, sp, eccentric hd, slotted, No. 8 (0.164) 32NF-2 x 1/8	ea	1	(%)	(%)	X
G102-1843021	DR-810794	A214677	WASHER, plain, corr-res-S, 0.173 x 5/16 x 1/2	ea	1	(%)	(%)	X
	WI-K10794							

G547-7347261	DR-822938	7347261	CAM, breaker (Used with DISTRIBUTOR, 7744485, DR-1110133)---	ea	1	(%)	(%)	X
G547-7706443	WI-396465 DR-1903736 WI-422771	7706443	CAM, breaker (Used with DISTRIBUTOR, DR-1110178)-----	ea	1	(%)	(%)	X
G508-5214665	DR-1867722 WI-382099	A214665	CAP, ignition distributor, w/BUTTON, assy-----	ea	1	(%)	(%)	X
G508-5214680	DR-1869704 WI-343432	A214680	CAPACITOR (CONDENSER) distributor-----	ea	1	1	2	X
H001-5125801	-----	131949	SCREW, mach, No. 8-32NC-2 x 3/16 (Used with DISTRIBUTOR, DR-1110178, 7744485).	ea	1	(%)	(%)	H-1, X
H001-5125811	-----	131954	SCREW, mach, No. 8-32NC-2 x 1/4 (Used with DISTRIBUTOR, DR-1110133).	ea	1	(%)	(%)	H-1, X
H001-7025591	-----	121841	WASHER, lock, No. 8 (Capacitor screw (1), terminal screw (1) ).	ea	2	(%)	(%)	H-1, X
G102-0400325	DR-821604 WI-K21604	A214666	CONTACT, cap-----	ea	1	(%)	(%)	X
G542-7706487	COR-5506 WI-390907	7706487	CONTROL, hand, assembly-----	ea	1	(%)	(%)	X
G508-5214683	DR-805579 WI-K05579	A214683	CUP, grease, compression non-leaking, S, 1/4 oz, 1/8-27NPT, male-----	ea	1	(%)	(%)	X
G547-7744485	DR-1110151 WI-400701	7744485	DISTRIBUTOR, assembly (Issue until stock is exhausted, then use DISTRIBUTOR, DR-1110178).	ea	1	-----	(†)	X
G514-0151992	DR-1110133 WI-391914	-----	DISTRIBUTOR, assembly (Issue until stock is exhausted, then use DISTRIBUTOR, DR-1110178).	ea	1	-----	(†)	X
G547-7744485	DR-1110178 WI-417991	7744485	DISTRIBUTOR, assembly (Dust-proof-type) (Issue only when stock on DISTRIBUTOR, 7744485, DR-1110133 has been exhausted).	ea	1	1	1	X
45-F-448-200	-----	45-F-448- 200	FITTING, lubricating, hydraulic type, 1/8-27NPT, male (Distributor and tachometer drive adapter).	ea	1	(%)	(%)	H-16, X
G547-7086826	WI-96785	7086826	GASKET, distributor and tachometer drive adapter-----	ea	1	1	1	X
G085-3302520	DR-1855720 WI-408379	A282015	POINT SET, distributor-----	ea	1	1	2	X
G508-5214669	DR-1845038	-----	Consists of: 1 BRACKET (subgroup 0604.1) 5					
G506-5214679	DR-813245	-----	1 CLIP					
G547-7706382	DR-813238	-----	1 LEVER					
	DR-1883500	A214669	ROTOR, distributor-----	ea	1	1	1	X
	DR-816784 WI-K16784	A214679	SCREW, sp, eccentric hd, slotted, No. 8 (0.164)-32NF-2 x 1/8 (ad- justing, stationary contact bracket).	ea	1	(%)	(%)	X
	DR-1880294 WI-397692	7706382	SPRING, advance arm screw-----	ea	1	(%)	(%)	X
G690-7036665	WI-408565	7036665	<b>0605—Ignition Coil, Wiring, and Spark Plugs</b> CABLE SET, distributor-----	ea	1	(%)	(%)	X
	WI-401368 COR-7220	-----	Consists of: 2 CABLE, No. 1 and 2 cylinder					

(1) STOCK NO.	(2) MFR'S PART NO.	(3) ORDNANCE PART NO.	(4) DESCRIPTION	(5) UNIT OF ISSUE	(6) QTY INCORP IN UNIT	(7) ORGANIZATIONAL ALLOWANCES		(8) REFERENCE SYMBOLS
						1-18 (a)	19-48 (b)	
						CO, BTRY, OR TRP		
						NO. OF MAJOR ITEMS		
<b>ORGANIZATIONAL SPARE PARTS FOR TRUCK—Continued</b>								
<b>GROUP 06—ELECTRICAL SYSTEM—Continued</b>								
			<b>0605—Ignition Coil, Wiring, and Spark Plugs—Continued</b>					
			CABLE SET, distributor—Continued.					
	WI-401369	-----	1 CABLE, No. 3 cylinder					
	COR-7221	-----	1 CABLE, No. 4 cylinder					
	WI-491370	-----	2 CABLE, No. 5 and 6 cylinder					
	COR-7222	-----	1 CABLE, high tension, distributor to coil					
	WI-401371	-----	1 CABLE, low tension, distributor to coil					
	COR-7223	-----						
	WI-401367	-----						
	COR-7212	-----						
	WI-305081	-----						
	COR-7228	-----						
G085-3300861	DR-1115149	-----	COIL, ignition (w/BRACKET), assembly (Issue only when stock on COIL, DR-528C, DR-1115145 has been exhausted).	ea	1	1		X
	WI-395351	-----						
	-----	221157	NUT, hex, $\frac{5}{16}$ -24NF-2	ea	2	(%)		H-1,
H001-4027521	-----	213904	SCREW, cap, $\frac{5}{16}$ -24NF-2 x $\frac{3}{4}$	ea	2	(%)		H-1,
H001-5026411	-----	120214	WASHER, lock, $\frac{5}{16}$ in	ea	2	(%)		H-1,
H001-7025711	-----	7347236	COIL, w/o BRACKET, assembly (Issue until stock is exhausted, then use COIL, DR-1115149).	ea	1	(†)		X
G512-7347236	DR-528C	-----	COIL, w/BRACKET, assembly (Issue until stock is exhausted, then use COIL, DR-1115149).	ea	1	(†)		X
G085-3300860	DR-1115145	-----	COIL, w/BRACKET, assembly (Issue until stock is exhausted, then use COIL, DR-1115149).	ea	6	(%)		H-2,
H102-0150189	-----	150189	GASKET, annular, 14-mm ID, $2\frac{5}{8}$ OD (spark plug)	ea	6	(%)		H-4,
H004-0501010	-----	501010	PLUG, spark, 14-mm ( $\frac{3}{8}$ in thread length), med, $\frac{13}{16}$ in hex	ea	6	6		X
<b>0607—Instrument Panel</b>								
G509-0107478	SW-440008	-----	AMMETER, auxiliary, assembly (Issue until stock is exhausted, then use AMMETER, 7540357).	ea	1	(†)		X
	WI-388491	-----						
G514-7540357	SW-440051	7540357	AMMETER, auxiliary, assembly (Issue only when stock on AM-METER, SW-440008 has been exhausted).	ea	1	(%)		X

G116-0400021	SW-440047 WI-400644	B280885	AMMETER, main, assembly-----	ea	1	(%)	(%)	X
G508-5215942	WI-390954	A215942	BREAKER, circuit, fuel gage-----	ea	1	(%)	(%)	X
G514-7341441	WI-390956	7341441	BREAKER, circuit, starter series parallel switch-----	ea	2	(%)	(%)	X
H001-4135621	-----	120622	NUT, mach screw, No. 8-32NC-2-----	ea	6	(%)	(%)	X
H001-5147531	-----	132764	SCREW, mach, No. 8-32NC-2 x 5/8-----	ea	6	(%)	(%)	H-1, H-1, H-1,
H001-7025591	-----	121841	WASHER, lock, No. 8-----	ea	6	(%)	(%)	X
G514-7540356	WI-310963	7540356	CABLE, air pressure gage to ground, w/TERMINALS, assembly-----	ea	1	(%)	(%)	X
G514-7540355	WI-322832	7540355	CABLE, air pressure gage to warning buzzer, w/TERMINALS, assembly-----	ea	1	(%)	(%)	X
G514-7540000	WI-392360	7540000	CABLE, ammeter to generator regulator, w/TERMINALS, assembly-----	ea	1	(%)	(%)	X
G514-7540354	WI-392981	7540354	CABLE, ammeter to light switch, w/TERMINALS, assembly-----	ea	1	(%)	(%)	X
G514-7540353	WI-392983	7540353	CABLE, ammeter to load controller, w/TERMINALS, assembly-----	ea	1	(%)	(%)	X
G514-7540352	WI-392984	7540352	CABLE, auxiliary ammeter ground, w/TERMINALS, assembly-----	ea	1	(%)	(%)	X
G514-7540351	WI-392358	7540351	CABLE, fuel gage circuit breaker to ignition switch, w/TERMINALS, assembly-----	ea	1	(%)	(%)	X
G514-7540349	WI-392982	7540349	CABLE, fuel gage to circuit breaker, w/TERMINALS, assembly-----	ea	1	(%)	(%)	X
G514-7540350	WI-334671	7540350	CABLE, fuel gage to low air pressure warning buzzer, w/TERMINALS, assembly-----	ea	1	(%)	(%)	X
G514-7540356	WI-310963	7540356	CABLE, ignition switch to load controller, w/TERMINALS, assembly-----	ea	1	(%)	(%)	X
G514-7540001	WI-A10480	7540001	CABLE, panel light switch to blackout light switch, w/TERMINALS, assembly-----	ea	1	(%)	(%)	X
G116-1594664	SW-444068 WI-388488 SW-400057	7017107	GAGE, air pressure, assembly-----	ea	1	(%)	(%)	X
G690-7337370	WI-388487 SW-400059-34	7337370	GAGE, engine temperature, assembly-----	ea	1	(%)	(%)	X
G116-0400771	SW-441023 WI-388486 SW-441002	-----	GAGE, fuel, assembly-----	ea	1	(%)	(%)	X
G116-0400772	SW-444063 WI-390959 SW-400060	7017110	GAGE, oil pressure, assembly-----	ea	1	(%)	(%)	X
G116-1594663	VM-8A105 WI-390960	-----	GAGE, viscometer, assembly-----	ea	1	(%)	(%)	X
G503-7036866	WI-380092 DR-1990544	7036866	KNOB, light switch (blackout driving light, w/set SCREW, assembly)-----	ea	1	(%)	(%)	X
G502-5261936	WI-380163 DR-1990550	A214532	KNOB, instrument panel light switch, w/set SCREW, assembly-----	ea	1	(%)	(%)	X
<del>H001-0115273</del>	<del>DR-1990558 WI-395318</del>	115273	LAMP, elec, incand, min, 6-8 v, sgle-tun-fil No. 51, 1 cp (min-bay-base, G-3-1/2 bulb, C-2R fil) (instrument panel light)-----	ea	2	(%)	(%)	X
G503-7037380	DR-1990558 WI-395318	7037380	LOCK, nut (control), blackout (driving) light switch, assy-----	ea	1	(%)	(%)	X
H004-0504780	-----	504780	SHIELD, instrument light, 12 prong, S-----	ea	2	(%)	(%)	X



(1) STOCK NO.	(2) MFR'S PART NO.	(3) ORDNANCE PART NO.	(4) DESCRIPTION	(5) UNIT OF ISSUE	(6) QTY INCRP IN UNIT	(7) ORGANIZATIONAL ALLOWANCES		(8) REFERENCE SYMBOLS
						CO, BTRY, OR TRP		
						NO. OF MAJOR ITEMS		
						1-18 (a)	19-48 (b)	
<b>ORGANIZATIONAL SPARE PARTS FOR TRUCK—Continued</b>								
<b>GROUP 06—ELECTRICAL SYSTEM—Continued</b>								
<b>0607—Instrument Panel—Continued</b>								
G514-7540347	WI-392300	7540347	SOCKET, light, w/CABLE, assembly-----	ea	2	(%)	(%)	X
H004-0506605	PC-5275529 -----	506605	SWITCH, blackout light, push-pull, safety lock, 4 position, assy (7 circuits).	ea	1	(%)	(%)	H-4, X
G508-5261934	DR-1886809 WI-395317 -----	A261934	NUT, sp, hex, S, 1/2-20NF-2-----	ea	1	(%)	(%)	X
H001-7021861	-----	138549	WASHER, lock, internal teeth, 1/2 in-----	ea	1	(%)	(%)	X
G688-7734102	DR-1997754 WI-391909 -----	7734102	SWITCH, ignition, assembly (Issue until stock is exhausted, then use SWITCH, 5296387).	ea	1	(%)	(%)	H-1, X
G506-5296387	DR-1997797 WI-401311 -----	5296387	SWITCH, ignition, assembly (Issue only when stock on SWITCH, 7734102 has been exhausted).	ea	1	(%)	(%)	X
G514-7540003	DR-1884132 -----	7540003	NUT-----	ea	1	(%)	(%)	X
H004-0506602	-----	506602	SWITCH, light, push-pull, 2 position, assy (instrument panel)-----	ea	1	(%)	(%)	X
G514-7540002	WI-377136 -----	7540002	NUT-----	ea	1	(%)	(%)	H-4, X
<b>0608—Miscellaneous Switches, and Junction Boxes</b>								
G085-3300240	DR-1865535 WI-359785 -----	A282018	BLOCK, junction, cowl, 3-way-----	ea	2	(%)	(%)	X
G102-0400156	WI-383511 AI-SP2451 -----	B184298	BLOCK, junction, cowl, 10-way, assembly-----	ea	1	(%)	(%)	X
H001-4135661	-----	120361	NUT, mach screw, No. 10-24NC-2-----	ea	7	(%)	(%)	H-1, X
H001-5148251	-----	120221	SCREW, mach, No. 10-24NC-2 x 1/2-----	ea	4	(%)	(%)	H-1, X
H001-5148271	-----	120222	SCREW, mach, No. 10-24NC-2 x 5/8-----	ea	3	(%)	(%)	H-1, X
H001-7025621	-----	120217	WASHER, lock, No. 10-----	ea	7	(%)	(%)	H-1, X
G501-6184190	DR-1997008 WI-359577 -----	6184190	SWITCH, headlight dimmer, assy (Issue until stock is exhausted, then use SWITCH, 7000419).	ea	1	(%)	(%)	X
G547-7347235	DR-471Z -----	7347235	SWITCH, headlight dimmer (Issue until stock is exhausted, then use SWITCH, 7000419).	ea	1	(%)	(%)	X

G508-7000419	DR-1997014	B209928	SWITCH, headlight dimmer, assy (Issue only when stock on SWITCH, DR-471Z and SWITCH, 6184190 has been exhausted).	ea	1	(%)	(%)	X
H001-5150131	-----	7000419	-----	ea	2	(%)	(%)	X
H001-7018681	-----	120628	SCREW, mach, 1/4-20NC-2 x 1/2	ea	2	(%)	(%)	H-1,
	-----	131098	WASHER, lock, 1/4 in	ea	2	(%)	(%)	H-1,
G506-7336824	GL-5932227	7336824	<b>0609.1—Head, Tail and Marker Lights</b>	ea	2	(%)	(%)	X
	WI-396374		CONNECTOR, head light, w/CABLES, assembly	ea	2	(%)	(%)	X
H004-0504435	-----	504435	DOOR, blackout marker light, w/LENS and FILTER, assy	ea	2	(%)	(%)	H-4,
H101-0131979	-----	131979	SCREW, mach, No. 8-32NC-2 x 3/4	ea	2	(%)	(%)	H-1,
H004-0504430	-----	504430	DOOR, blackout tail and stoplight (right)	ea	1	(%)	(%)	H-4,
H004-0504432	-----	504432	DOOR, blackout taillight and service tail and stoplight (left)	ea	1	(%)	(%)	H-4,
H101-0132780	-----	132780	SCREW, mach, No. 8-32NC-2 x 1 1/4	ea	4	(%)	(%)	H-1,
H004-0504426	-----	504426	DOOR, headlight, assy	ea	2	(%)	(%)	H-4,
H001-5125831	-----	131963	SCREW, mach, No. 8-32NC-2 x 3/8	ea	2	(%)	(%)	H-1,
G508-7347535	GL-5930478	7347535	GASKET, mounting, blackout marker light	ea	2	(%)	(%)	X
G508-5265618	GL-5935123	A265618	GASKET, rubber blackout marker light door	ea	2	(%)	(%)	X
H104-0142303	-----	142303	LAMP, elec, incand, min, 6-8 v, sgle-tun-fil, No. 63, 3 cp (sgle contact, cand-bay-base, G-6 bulb, C-2R fil) (blackout marker light).	ea	2	(%)	(%)	H-4,
H004-0504423	-----	504423	LAMP-UNIT, blackout stoplight, sealed, one-opening, 6-8 v, 3 cp (upper).	ea	1	(%)	(%)	X
H004-0504420	-----	504420	LAMP-UNIT, blackout taillight, sealed, 4-opening, 6-8 v, 3 cp (lower)	ea	2	(%)	(%)	X
H004-0504433	-----	504433	LAMP-UNIT, incand, blackout driving, sealed, shielded, metal reflector, 6-8 v, No. 2405S, 15 w, 10 cp (C-6 fil 8-32NC-2 screw terminal).	ea	2	(%)	(%)	H-4,
H104-0193142	-----	193142	LAMP-UNIT, incand, sealed, all-glass, 6-8 v, dble-tun-fil, 3-contact base, No. 4030, 40-30 w.(PAR-56 bulb C-6 fil) (headlight).	ea	2	(%)	(%)	X
H004-0504417	-----	504417	LAMP-UNIT, service tail and stoplight, sealed (upper) 6-8 v, 21-3 cp (left).	ea	1	(%)	(%)	X
G085-3301840	GL-925086		LIGHT, head, assembly	ea	2	(%)	(%)	X
	WI-391633		-----	ea	2	(%)	(%)	X
H001-4167641	-----	120370	NUT, hex, 7/16-20NF-2	ea	2	(%)	(%)	H-1,
H001-7043771	-----	120395	WASHER, plain, 7/16 in	ea	2	(%)	(%)	H-1,
H004-0504424	-----	504424	LIGHT, head, blackout, shielded, 6-8 v, assy	ea	2	(%)	(%)	H-4,
H101-0174855	-----	174855	NUT, hex, 3/8-16NC-3	ea	2	(%)	(%)	H-1,
G102-1843014	WI-S4BX9		WASHER, lock, S, cd-pltd, 3/8 in	ea	2	(%)	(%)	X
H001-7045591	-----	120388	WASHER, plain, 3/8 in	ea	2	(%)	(%)	H-1,
H004-0504439	-----	504439	LIGHT, marker, blackout, type C pinless mounting base, 6-8 v, assy	ea	2	(%)	(%)	H-4,
H001-4027521	-----	221157	NUT, hex, 5/16-24NF-2	ea	2	(%)	(%)	H-1,
H001-7025711	-----	120214	WASHER, lock, 5/16 in	ea	2	(%)	(%)	H-1,
H001-7045561	-----	120387	WASHER, plain, 5/16 in	ea	2	(%)	(%)	H-1,
H004-0504413	-----	504413	LIGHT, tail and stop, blackout, 6-8 v, 7/8 in studs, assy	ea	1	(%)	(%)	H-4,
H004-0504406	-----	504406	LIGHT, tail and stop, blackout and service (only taillight for black-out) 6-8 v, 7/8 in studs, assy.	ea	1	(%)	(%)	H-4,
H101-0174851	-----	174851	NUT, hex, 1/4-20NC-3	ea	2	(%)	(%)	H-1,
H001-7018681	-----	131098	WASHER, lock, 1/4 in	ea	2	(%)	(%)	H-1,

(1) STOCK NO.	(2) MFR'S PART NO.	(3) ORDNANCE PART NO.	(4) DESCRIPTION	(5) UNIT OF ISSUE	(6) QTY INCORP IN UNIT	(7) ORGANIZATIONAL ALLOWANCES		(8) REFERENCE SYMBOLS
						CO, BTRY, OR TRP		
						NO. OF MAJOR ITEMS		
						1-18 (a)	19-48 (b)	
<b>ORGANIZATIONAL SPARE PARTS FOR TRUCK—Continued</b>								
<b>GROUP 06—ELECTRICAL SYSTEM—Continued</b>								
<b>0609.1—Head, Tail, and Marker Lights—Continued</b>								
G741-7526288	GL-5932205	7526288	MOLDING, headlight	ea	2	(%)	(%)	X
G085-1482056	WI-396373 GL-922690		SCREW	ea	2	(%)	(%)	X
H004-0348085	WI-358107	A214440	PLUG, lamp connector, dble-contact, cand-bay-base, metal cap and body (blackout tail and service stoplight).	ea	1	(%)	(%)	H-4, X
G116-5214445	WI-368539	A214445	PLUG, lamp connector, sgle-contact, cand-bay-base, ni-pltd, br cap and body (cord connector) (blackout tail, service tail and stoplight (2), blackout stoplight and blackout marker light (1)).	ea	3	(%)	(%)	X
G116-0401400	GL-5932207		RING, retaining, headlight lamp-unit	ea	2	(%)	(%)	X
G085-3302920	WI-396376 GL-924552		SCREW, service headlight lamp-unit mounting ring (sp stls-S, No. 8-32NC x 2 x 2 <sup>1</sup> / <sub>4</sub> ).	ea	6	(%)	(%)	X
H004-0504427	WI-375028	504427	RING and SPRING, sealed head lamp-unit, assy (blackout driving light).	ea	2	(%)	(%)	H-4, X
G085-3302920	WI-375028		SCREW, service headlight lamp-unit mounting ring (sp stls-S, No. 8-32NC x 2 x 2 <sup>1</sup> / <sub>4</sub> ).	ea	2	(%)	(%)	X
<b>0610—Sending Unit</b>								
G067-1600240	AC-862026 SW-72030	A214389	GASKET, fuel level sending unit	ea	1	(%)	(%)	X
G547-7373814	WI-A25051X SW-96314	7373814	UNIT, sending, fuel level, assembly	ea	1	(%)	(%)	X
H001-1028086	WI-388483	110583	SCREW, mach, No. 10-24NC-2 x 1/2	ea	5	(%)	(%)	H-1, X
G514-7743990	WI-401646	7743990	BRACE, mounting	ea	1	(%)	(%)	X
H101-0:74843		174843	NUT, hex, 1/4-20NC-3	ea	2	(%)	(%)	H-1, X

H001-5150131	120628	SCREW, mach, 1/2-20NC-2 x 1/2	ea	2	(%)	H-1,	X
H001-7025681	120380	WASHER, lock, 1/4 in	ea	2	(%)	H-1,	X
G514-7743989	7743989	BRACKET, mounting	ea	1	(%)		X
H001-4167601	120369	NUT, hex, 3/8-24NF-2	ea	2	(%)	H-1,	X
H101-0215516	215516	SCREW, cap, 3/8-24NF-2 x 1	ea	5	(%)	H-1,	X
H101-0215519	215519	SCREW, cap, 3/8-24NF-2 x 1 1/4	ea	3	(%)	H-1,	X
H001-7025741	120382	WASHER, lock, 3/8 in	ea	5	(%)	H-1,	X
G512-7539230	7539230	CLAMP, retaining, long bell	ea	1	(%)		X
G512-7539229	7539229	CLAMP, retaining, short bell	ea	1	(%)		X
G512-7539228	7539228	CONNECTOR, bell retaining clamps	ea	1	(%)		X
G160-0217792		HORN, air, assembly	ea	1	(%)		X
H001-4165600	114547	NUT, hex, 3/8-24NF-2	ea	2	(%)	H-1,	X
H101-0215519	215519	SCREW, cap, 3/8-24NF-2 x 1 1/4	ea	2	(%)	H-1,	X
H001-7025741	120382	WASHER, lock, 3/8 in	ea	2	(%)	H-1,	X
G159-7337620	7337620	KIT, repair, button	ea	(†)	(%)		X
		Consists of:					
	111195	3 BOLT, base plate					
		1 BUTTON, contact					
		1 CABLE, w/TERMINAL					
		1 CAP, contact cup spring					
		1 CUP, cable support					
		1 CUP, contact					
		1 INSULATOR, cable (bushing type)					
		1 PLATE, base					
		1 SPRING, contact cup					
		1 SPRING, retaining					
H015-0801034	51-A-1562-200	ACID, sulfuric, storage battery, dilute (electrolyte), special, specific gravity 1.270, 2-1 gal (US) containers (in one package)	ea	2	2	H-15,	X
<del>H015-0560905</del>	<del>500005</del>	<del>BATTERY, storage, lead acid, No. 44, (6V-3 cell, 15 amp hr rating, 13 1/8 x 7 1/8 x 9 3/8) (motorcar) (passenger), Type High, Battery No. 4H, No. of Cells 3, Amp Hr Cap. at 20 Hrs Rate (min) 150, Overall Dimensions (max) 13 1/8 in x 7 1/8 in x 9 3/8 in.</del>	<del>ea</del>	<del>2</del>	<del>2</del>	<del>H-15,</del>	<del>X</del>
G512-7378532	7378532	CABLE, battery to ground, w/TERMINALS, assembly	ea	1	(%)	H-1,	X
H001-4167641	120370	NUT, hex, 7/16-20NF-2	ea	1	(%)	H-1,	X
H101-0215625	215625	SCREW, cap, 7/16-20NF-2 x 1 1/4	ea	1	(%)	H-1,	X
H001-7017741	135629	WASHER, lock, external teeth, 1/2 in	ea	2	(%)	H-1,	X
9520-392381		CABLE, battery to series parallel starter switch "A," w/TERMINALS, assembly	ea	1	(%)		X

## 0612-Batteries

(1) STOCK NO.	(2) MFR'S PART NO.	(3) ORDNANCE PART NO.	(4) DESCRIPTION	(5) UNIT OF ISSUE	(6) QTY INCORP IN UNIT	(7) ORGANIZATIONAL ALLOWANCES		(8) REFERENCE SYMBOLS
						1-18 (a)	19-48 (b)	
						CO, BTRY, OR TRP		
						NO. OF MAJOR ITEMS		
<b>ORGANIZATIONAL SPARE PARTS FOR TRUCK—Continued</b>								
<b>GROUP 06—ELECTRICAL SYSTEM—Continued</b>								
<b>0612—Batteries—Continued</b>								
9520-392383	WI-392383		CABLE, battery to series parallel starter switch "B", w/TERMINALS, assembly.	ea	1	(%)	(%)	X
G512-7540099	WI-392382	7540099	CABLE, battery to starter solenoid switch, w/TERMINALS, assembly	ea	1	(%)	(%)	X
G512-7743932	WI-391618	7743932	CLAMP, hold-down, battery	ea	2	(%)	(%)	X
H001-4027541		225831	NUT, hex, $\frac{3}{8}$ -24NF-2	ea	8	(%)	(%)	X
H101-0174855		174855	NUT, hex, $\frac{3}{8}$ -16NC-3	ea	4	(%)	(%)	X
G067-0502925	WI-A4141X		NUT, wing	ea	4	(%)	(%)	X
G512-7743933	WI-391614	7743933	STUD	ea	4	(%)	(%)	X
G102-1843014	WI-S4BX9		WASHER, lock, S, cd-pltd, $\frac{3}{8}$ in.	ea	8	(%)	(%)	X
G512-7743931	WI-393381	7743931	SPACER, end, carrier	ea	2	(%)	(%)	X
H101-0214670		214670	SCREW, cap, $\frac{5}{16}$ -24NF-2 x $\frac{3}{4}$	ea	4	(%)	(%)	X
H001-4167561		120368	NUT, hex, $\frac{5}{16}$ -24NF-2	ea	4	(%)	(%)	X
H001-7025711		120214	WASHER, lock, $\frac{5}{16}$ in.	ea	4	(%)	(%)	X
H001-7043711		120393	WASHER, plain, $\frac{5}{16}$ in.	ea	4	(%)	(%)	X
<b>0613.1—Chassis Wiring Harnesses</b>								
G514-7520127	WI-392345	7520127	HARNES, wiring, front, assembly	ea	1	(%)	(%)	X
9520-401357	WI-401357		HARNES, wiring, generator to regulator, assembly	ea	1	(%)	(%)	X
G514-7520126	WI-392346	7520126	HARNES, wiring, instrument panel, assembly	ea	1	(%)	(%)	X
G514-7520125	WI-392344	7520125	HARNES, wiring, rear, assembly	ea	1	(%)	(%)	X
<b>0615—Radio Suppression</b>								
G508-6245803	DR-1888795	B245803	FILTER, generator regulator circuit	ea	1	(%)	(%)	X
	WI-417413							
G508-6245804	DR-1889530	B245804	FILTER, ignition coil circuit	ea	1	(%)	(%)	X
H001-4135661		120361	NUT, mach screw, No. 10-24NC-2	ea	4	(%)	(%)	X
H001-5148251		120221	SCREW, mach, No. 10-24NC-2 x $\frac{1}{2}$	ea	4	(%)	(%)	X
H001-7124621		178378	WASHER, lock, internal-external teeth, No. 10 x 0.610	ea	4	(%)	(%)	X

H004-0500321	500321	SUPPRESSOR, elec noise, resistor type, elbow, snap on spark plug or distributor.	ea	6	(%)	(%)	H-4,	X
G102-0400351	A214588	<b>0617—Trailer Couplings (Electric)</b> CABLE, ground, trailer light connection, assembly-----	ea	1	(%)	(%)	X	
G600-0131223	7071421	CABLE, lighting, trailer, assembly-----	ea	1	(%)	(%)	X	
H004-0329000	500705	COVER, electric brake coupling socket-----	ea	1	(%)	(%)	H-4,	X
H001-4027501	218584	NUT, hex, 1/4-28NF-2-----	ea	4	(%)	(%)	H-1,	X
H101-0187865	187865	SCREW, mach, 1/4-28NF-2 x 1/2-----	ea	2	(%)	(%)	H-1,	X
H101-0214419	214419	SCREW, mach, 1/4-28NF-2 x 3/4-----	ea	2	(%)	(%)	H-1,	X
H001-7025681	120380	WASHER, lock, 1/4 in-----	ea	4	(%)	(%)	H-1,	X
H004-0500495	500495	GASKET, ring, coupling socket cover, ru, 1 3/4 ID, 4 1/8 OD, 1/16 thk-----	ea	1	(%)	(%)	H-4,	X
H004-0500497	500497	RING, coupling socket cover, S, 3 1/8 ID, 4 1/8 OD, 0.083 thk-----	ea	1	(%)	(%)	H-4,	X
H004-0500730	500730	SOCKET, coupling, 4-contact, w/hinged COVER (electric brake)-----	ea	1	(%)	(%)	H-4,	X
H001-4027501	218584	NUT, hex, 1/4-28NF-2-----	ea	4	(%)	(%)	H-1,	X
H101-0214419	214419	SCREW, mach, 1/4-28NF-2 x 3/4-----	ea	4	(%)	(%)	H-1,	X
H001-7025681	120380	WASHER, lock, 1/4 in-----	ea	4	(%)	(%)	H-1,	X
<b>GROUP 07—TRANSMISSION</b>								
<b>0701—Case</b>								
H006-0283920	219302	PLUG, pipe, 3/4 in (drain)-----	ea	1	(%)	(%)	H-6,	X
H006-0283930	219306	PLUG, pipe, 1 1/4 in (filler)-----	ea	1	(%)	(%)	H-6,	X
<b>0704—Top Cover, Shifter Shafts, Gear Shift Lever, and Forks</b>								
G160-0118215	FUL-2962	COVER, dust, gear shift hand lever ball-----	ea	1	(%)	(%)	X	
	WI-V2400X							
H001-5149121	132969	SCREW, mach, No. 12-24NC-2 x 3/8-----	ea	1	(%)	(%)	H-1,	X
H001-7025651	121744	WASHER, lock, No. 12-----	ea	1	(%)	(%)	H-1,	X
G671-7001519	7001519	GASKET, gear shift hand lever housing-----	ea	1	(%)	(%)	X	
	WI-V2380X							
3460-5025	FUL-5025	LEVER, hand, gear shift-----	ea	1	(%)	(%)	X	
	WI-394884							
G160-0389762	FUL-2536	SPRING, tension, gear shift hand lever-----	ea	1	(%)	(%)	X	
	WI-V2396X							
<b>GROUP 08—TRANSFER</b>								
<b>0801—Case</b>								
H006-0283920	219302	PLUG, pipe, 3/4 in (drain (1), filler (1))-----	ea	2	(%)	(%)	H-6,	X
H006-0283900	219188	PLUG, pipe, 1/8 in (case)-----	ea	1	(%)	(%)	H-6,	X

(1) STOCK NO.	(2) MFR'S PART NO.	(3) ORDNANCE PART NO.	(4) DESCRIPTION	(5) UNIT OF ISSUE	(6) QTY INCORP IN UNIT	(7) ORGANIZATIONAL ALLOWANCES		(8) REFERENCE SYMBOLS
						1-18 (a)	19-48 (b)	
						CO, BTRY, OR TRP NC. OF MAJOR ITEMS		
<b>ORGANIZATIONAL SPARE PARTS FOR TRUCK—Continued</b>								
<b>GROUP 09—PROPELLER SHAFT</b>								
<b>0900.1—Propeller Shaft (Transmission to Transfer)</b>								
G160-0131531	SP-K6-14-29 WI-396304	-----	CAP, dust, universal joint sleeve yoke-----	ea	1	(%)	(%)	X
G104-0601201	SP-K5-70-49 WI-V2503X	A214478	CAP, needle roller bearing (universal joint journal bearing) (Also available as part of KIT, A294020, A329429, SP-K5-32X).	ea	8	(%)	(%)	X
45-F-448-200	-----	45-F-448-200	FITTING, lubricating, hydraulic type, 1/8-27NPT, male (universal joint journal) (Also available as part of KIT, A294020, SP-K5-32X).	ea	2	(%)	(%)	H-16, X
G160-0248780	SP-1701-1X WI-396336	-----	JOINT, slip, w/FLANGE and sleeve YOKES, assembly (Issue until stock is exhausted, then use SHAFT, 7091781).	ea	1	-----	(†)	X
8080-9127SF	SP-9127SF WI-396337	-----	JOINT, universal, assembly (stationary type) (Issue until stock is exhausted, then use SHAFT, SP-9103SF).	ea	1	-----	(†)	X
G102-0500395	SP-K5-32X SF-K5-17X WI-436554 WI-406606	-----	KIT, repair, universal joint-----	ea	(†)	(%)	(%)	X
Consists of:								
4 BEARING, assembly								
4 CAP, journal bearing (subgroup 0900.1) 4								
1 FITTING, journal (subgroup 0900.1) 4								
1 JOURNAL, assembly								
4 PLATE, lock, journal bearing cap (subgroup 0900.1) 4								
8 SCREW, journal bearing cap lock plate (subgroup 0900.1) 4								
G104-0601231	SP-KR6-5-98X WI-B33734 SP-98-741 WI-V2246X SP-5-73-109 WI-V3122X SP-98-741 WI-V2246X	A214479	PLATE, locking, universal joint (journal bearing cap) (Also available as part of KIT, A294020, A329429, SP-K5-32X).	ea	8	(%)	(%)	X

G104-0601651	SP-5-73-109 WI-V3122X	A214483	SCREW, hex-hd, s-fin, alloy-S, $\frac{5}{16}$ -24NF-2 x $\frac{3}{16}$ (Also available as part of KIT, A294020, A329429, SP-K5-32X).	ea	16	(%)	(%)	X
G160-0367653	SP-K6-76-17 WI-V2955X		RETAINER, universal joint journal bearing oil seal	ea	8	(%)	(%)	X
G160-0193996	SP-K6-86-79 WI-V2954X		SEAL, oil, universal joint journal bearing	ea	8	(%)	(%)	X
8080-9103SF	SP-9103SF WI-398726		SHAFT, propeller, w/stationary universal JOINT, assembly (Issue until stock is exhausted, then use SHAFT, 7091781).	ea	1		(†)	X
G690-7091781	SP-9344-1SF WI-392421	7091781	SHAFT, propeller, w/universal JOINTS, assembly	ea	1	(%)	(%)	X
G160-0124245	WI-A23835X		BOLT, S, $\frac{3}{8}$ -24NF-3 x $1\frac{1}{4}$	ea	8	(%)	(%)	X
H101-0125348		125348	NUT, slotted, $\frac{3}{8}$ -24NF-2	ea	8	(%)	(%)	X
H001-0811281		108629	PIN, cotter, $\frac{3}{32}$ x $\frac{7}{8}$	ea	8	(%)	(%)	X
G160-0442986	SP-K6-15-33 WI-V2949X		WASHER, split, universal joint sleeve yoke dust cap (steel)	ea	1	(%)	(%)	X
G160-0442987	SP-K6-16-53 WI-396305		WASHER, universal joint sleeve yoke dust cap (cork)	ea	1	(%)	(%)	X
G160-0482416	SP-K6-3-158X WI-V2946		YOKE, sleeve, universal joint, assembly (Issue until stock is exhausted, then use SHAFT, 7091781).	ea	1		(†)	X
<b>0900.2—Propeller Shaft (Transfer to Front Axle)</b>								
G104-0600201	SP-4-14-19 WI-V906X		CAP, dust, universal joint sleeve yoke	ea	1	(%)	(%)	X
G104-0601201	SP-K5-70-49 WI-V2503X	A214478	CAP, needle roller bearing (universal joint journal bearing) (Also available as part of KIT, A294020, A329429).	ea	8	(%)	(%)	X
45-F-448-200		45-F-448-200	FITTING, lubricating, hydraulic type, $\frac{1}{8}$ -27NPT, male (universal joint journal) (Also available as part of KIT A294020, A329429 and SP-K5-32X).	ea	2	(%)	(%)	X
G160-1593795	SP-K5-86-79 WI-V3040X	A214484	GASKET, journal	ea	8	(%)	(%)	X
8080-9375SF	SP-9375SF WI-426266		JOINT, universal, assembly (stationary type) (Issue until stock is exhausted, then use SHAFT, SP-9102SF).	ea	1		(†)	X
G104-0600700	WI-406607 SP-K5-16X	A294020	KIT, journal and bearing (repair, universal joint)	ea	(†)	(%)	(%)	X
Consists of:								
4 BEARING, assembly								
4 CAP, journal bearing (subgroup 0900.2) <sup>4</sup>								
1 FITTING, journal (subgroup 0900.2) <sup>4</sup>								
1 JOURNAL, assembly								



(1) STOCK NO.	(2) MFR'S PART NO.	(3) ORDNANCE PART NO.	(4) DESCRIPTION	(5) UNIT OF ISSUE	(6) QTY IN UNIT	(7) ORGANIZATIONAL ALLOWANCES		(8) REFERENCE SYMBOLS
						CO, BTRY, OR TRP		
						NO. OF MAJOR ITEMS		
						1-18 (a)	19-48 (b)	
			<b>ORGANIZATIONAL SPARE PARTS FOR TRUCK—Continued</b>					
			<b>GROUP 09—PROPELLER SHAFT—Continued</b>					
			<b>0900.2—Propeller Shaft (Transfer to Front Axle)—Continued</b>					
			KIT, journal and bearing (repair, universal joint)—Continued					
	SP-98-741 WI-V2246X	-----	4 PLATE, journal bearing cap (subgroup 0900.2) <sup>4</sup>					
	SP-5-73-109 WI-V3122X	-----	8 SCREW, journal bearing cap lock plate (subgroup 0900.2) <sup>4</sup>					
G104-5700660	WI-436553	5700660 A329429	KIT, repair, universal joint (Issue until stock is exhausted, then use KIT, A294020). Consists of: 4 BEARING, assembly	ea	(†)	-----	(†)	X
	SP-K5-6-78X WI-400231	-----	4 CAP, journal bearing (subgroup 0900.2) <sup>5</sup>					
	SP-K5-70-49 WI-V2503X	-----	1 JOURNAL, assembly					
	SP-KR5-5-68X WI-B33782	-----	4 PLATE, lock, journal bearing cap (subgroup 0900.2) <sup>5</sup>					
	SP-98-741 WI-V2246X	-----	8 SCREW, journal bearing cap lock plate (subgroup 0900.2) <sup>5</sup>					
	SP-5-73-109 WI-V3122X	-----	PLATE, locking universal joint (journal bearing cap) (Also available as part of KIT, A294020, A329429, SP-K5-32X). SCREW, hex-hd, s-fin, alloy-S, 5/16-24NF-2 x 3/16 (Also available as part of KIT, A294020, A329429 and SP-K5-32X). RETAINER (universal joint) journal gasket (bearing oil seal)-----	ea	8	(%)	(%)	X
G104-0601231	SP-98-741 WI-V2246X	A214479		ea	8	(%)	(%)	X
G104-0601651	SP-5-73-109 WI-V3122X	A214483		ea	16	(%)	(%)	X
G160-1767607	SP-K5-76-17 WI-V3041X	A214485		ea	8	(%)	(%)	X
9520-397824	SP-9102SF WI-397824	-----	SHAFT, propeller, w/Stationary universal JOINT, assembly (Issue until stock is exhausted, then use SHAFT, 7091782).	ea	1	-----	(†)	X
G690-7091782	WI-392422 SP-9345-1SF	7091782	SHAFT, propeller, w/universal JOINTS, assembly-----	ea	1	(%)	(%)	X

G104-0602871	SP-K5-15-23 WI-V3300X	WASHER (split) universal joint sleeve yoke dust cap (steel)-----	ea	1	(%)	(%)	X
G104-0602801	SP-K5-16-23 WI-V3301X	WASHER, universal joint sleeve yoke dust cap (cork)-----	ea	1	(%)	(%)	X
<b>0900.3—Propeller Shaft (Transfer to Forward Rear Axle)</b>							
G160-0131531	SP-K6-14-29 WI-396304	CAP, dust, universal joint sleeve yoke-----	ea	1	(%)	(%)	X
G104-0601201	SP-K5-70-49 WI-V2503X	CAP, needle roller bearing (universal joint journal bearing) (Also available as part of KIT, A294020, A329429, SP-K5-32X).	ea	8	(%)	(%)	X
45-F-448-200	45-F-448-200	FITTING, lubricating, hydraulic type, 1/8-27NPT, male (universal joint journal) (Also available as part of KIT, A294020, A329429, SP-K5-32X).	ea	2	(%)	(%)	H-16, X
G160-0248781	SP-1708-1X WI-C27521	JOINT, universal, assembly (stationary type) (Issue until stock is exhausted, then use SHAFT, SP-9104SF).	ea	1	(†)	(†)	X
G102-0500395	WI-406606 WI-436554 SP-K5-17X SP-K5-32X	KIT, repair, universal joint (White)-----	ea	(†)	(%)	(%)	X
Consists of:							
		4 BEARING, assembly					
		4 CAP, journal bearing					
	45-F-448-200	1 FITTING, journal (subgroup 0900.3) 4					
		1 JOURNAL, assembly					
		4 PLATE, lock, journal bearing cap (subgroup 0900.3) 4					
		8 SCREW, journal bearing cap lock plate (subgroup 0900.3) 4					
G104-0601231	SP-KR6-5-98X WI-B33734	PLATE, locking universal joint (journal bearing cap) (Also available as part of KIT, A294020, A329429, SP-K5-32X).	ea	8	(%)	(%)	X
G104-0601651	SP-98-741 WI-V2246X	SCREW, hex-hd, s-fin, alloy-S, 5/16-24NF-2 x 3/16 (Also available as part of KIT, A294020, A329429, SP-K5-32X).	ea	16	(%)	(%)	X
G160-0367653	SP-5-73-109 WI-V3122X	RETAINER, universal joint journal bearing oil seal.-----	ea	8	(%)	(%)	X
G160-0193996	SP-K6-76-17 WI-V2955X	SEAL, oil, universal joint journal bearing-----	ea	8	(%)	(%)	X
8080-9104SF	SP-K6-86-79 WI-V2954X SP-9104SF WI-398725	SHAFT, propeller, w/stationary universal JOINTS, assembly (Issue until stock is exhausted, then use SHAFT, SP-9002-1SF).	ea	1	(†)	(†)	X

(1) STOCK NO.	(2) MFR'S PART NO.	(3) ORDNANCE PART NO.	(4) DESCRIPTION	(5) UNIT OF ISSUE	(6) QTY INCORP IN UNIT	(7) ORGANIZATIONAL ALLOWANCES		(8) REFERENCE SYMBOLS
						1-18 (a)	19-48 (b)	
						CO, BTRY, OR TRP		
						NO. OF MAJOR ITEMS		
<b>ORGANIZATIONAL SPARE PARTS FOR TRUCK—Continued</b>								
<b>GROUP 09—PROPELLER SHAFT—Continued</b>								
<b>0900.3—Propeller Shaft (Transfer to Forward Rear Axle)—Continued</b>								
8080-9002-1SF	SP-9002-1SF		SHAFT, propeller, w/universal JOINTS, assembly-----	ea	1	(%)	(%)	X
	WI-392311							
G160-0124245	SP-6-73-220		BOLT, S, 3/8-24NF-3 x 1 1/4-----	ea	8	(%)	(%)	X
	WI-A23835X							
8080-6-73-1227	SP-6-73-1227		BOLT, S, 3/8-24NF-3 x 1 5/8-----	ea	8	(%)	(%)	X
	WI-A29781X							
H101-0125348		125348	NUT, slotted, 3/8-24NF-2-----	ea	16	(%)	(%)	X
H001-0811281		108629	PIN, cotter, 3/32 x 7/8-----	ea	16	(%)	(%)	X
G160-0442986	SP-K6-15-33		WASHER, split, universal joint sleeve yoke dust cap (steel)-----	ea	1	(%)	(%)	X
	WI-V2949X							
G160-0442987	SP-K6-16-53		WASHER, universal joint sleeve yoke dust cap (cork)-----	ea	1	(%)	(%)	X
	WI-396305							
<b>0900.4—Propeller Shaft (Forward Rear to Rear Rear Axle)</b>								
G104-0600201	SP-4-14-19		CAP, dust, universal joint sleeve yoke-----	ea	1	(%)	(%)	X
	WI-V906X							
G104-0601201	SP-K5-70-49	A214478	CAP, needle roller bearing (universal joint journal bearing) (Also available as part of KIT, A329429, A294020, and SP-K5-32X).	ea	8	(%)	(%)	X
	WI-V2503X							
45-F-448-200		45-F-448-200	FITTING, lubricating, hydraulic type, 1/8-27NPT, male (universal joint journal) (Also available as part of KIT, A294020 and A329429 and SP-K5-32X).	ea	2	(%)	(%)	X
G104-1593795	SP-K5-86-79	A214484	GASKET, journal-----	ea	8	(%)	(%)	X
	WI-V3040X							
8080-9378SF	SP-9378SF		JOINT, universal, assembly (stationary type) (Issue until stock is exhausted, then use SHAFT, SP-8215-1SF).	ea	1		(†)	X
	WI-426262							
G104-0600700	SP-K5-16X	A294020	KIT, journal and bearing (repair, universal joint)-----	ea		(%)	(%)	X
	WI-406607							

Consists of:



(1) STOCK NO.	(2) MFR'S PART NO.	(3) ORDNANCE PART NO.	(4) DESCRIPTION	(5) UNIT OF ISSUE	(6) QTY INCORP IN UNIT	(7) ORGANIZATIONAL ALLOWANCES		(8) REFERENCE SYMBOLS
						CO. BTRY, OR TRP		
						NO. OF MAJOR ITEMS		
						1-18 (a)	19-48 (b)	
<b>ORGANIZATIONAL SPARE PARTS FOR TRUCK—Continued</b>								
<b>GROUP 10—FRONT AXLE—Continued</b>								
<b>1000—Front Axle Assembly—Continued</b>								
G512-7009070	TD-F3100WX6 WI-390903 WI-55DAL1	7009070	AXLE, front, w/o WHEELS and SPRINGS, assembly-----	ea	1	(%)	(%)	X
<b>1001—Housing</b>								
G116-1569034	TD-3885A1	B156787	ELBOW, oil filler-----	ea	1	(%)	(%)	X
G116-1594074	WI-392093 TD-2808N300 WI-358984	B156246	GASKET, oil filler elbow plug (Also available as part of GASKET SET, TD-MPS155).	ea	1	(%)	(%)	X
H106-0143967	-----	143967	PLUG, pipe, 1/2 in (drain)-----	ea	1	(%)	(%)	H-6, X
G509-7740797	TD-1850A1 WI-92002	7740797	PLUG, oil filler elbow-----	ea	1	(%)	(%)	X
<b>1002—Differential</b>								
G528-7698702	TD-1850V48	7698702 A171919	PLUG, bevel pinion bearing cage-----	ea	1	(%)	(%)	X
G509-7740797	TD-1850A1 WI-92002	7740797	PLUG, inspection, carrier-----	ea	1	(%)	(%)	X
<b>1004—Steering Knuckles, Arm, and Flanges</b>								
G116-0301320	TD-5X322 WI-394780	A173036	SEAL, dust, trunnion socket (felt)-----	ea	2	(%)	(%)	X
G116-1789695	TD-1818B2 WI-394782	A173069	SPRING, pressure, trunnion socket dust seal-----	ea	2	(%)	(%)	X

1005.5—Ventilation

H006-0210099	127956	BUSHING, pipe, 3/8 x 1/8 (housing vent)	ea	1	(%)		H-6,	X
G508-5196397	A196397	VENT (housing), air assembly	ea	1	(%)			X
1006—Shafts, Universal Joints, and Flanges								
G116-0301360	7535093	FLANGE, drive, hub	ea	2	(%)			X
	C75994							
H101-0503607	503607	NUT, hex, 5/8-18NF-2	ea	16	(%)		H-1,	X
G116-1792266	7535003	STUD, hub drive	ea	16	(%)			X
	A171920							
H001-7025861	121574	WASHER, lock, 5/8 in.	ea	16	(%)		H-1,	X
G116-0301480	7535095	GASKET, hub drive flange	ea	2	(%)			X
G116-1594082	7535100	GASKET, hub drive flange plate	ea	2	(%)			X
G116-1767644	7535097	RETAINER, front wheel drive flange	ea	2	(%)			X
H001-5419841	120213	SCREW, cap, 5/16-24NF-3 x 7/8	ea	4	(%)		H-1,	X
H101-0541834	541834	WASHER, lock, 5/16 in.	ea	4	(%)		H-1,	X
8500-1854J114		RING, snap, axle shaft oil seal	ea	2	(%)			X
H001-5454601	180124	SCREW, cap, 3/8-16NC-3 x 1 1/4 (puller, hub drive flange)	ea	4	(%)		H-1,	X
H001-4026541	220071	NUT, hex, 3/8-16NC-2	ea	4	(%)		H-1,	X
G116-0302940		SHAFT, drive, long, inner	ea	1	(%)			X
	TD-A3802B496							
G116-0302960	WI-394755	SEAT, drive, short, inner	ea	1	(%)			X
	TD-A3802A495							
8500-3897Z234	WI-394756	SHAFT, universal joint, outer	ea	2	(%)			X
	TD-3897Z234							
	WI-394766							
G514-7044117	BW-37184E	STUD, drive flange (Used with HUB, 7042869, 7042870)	ea	16	(%)			X
GROUP 11—REAR AXLE								
1100—Rear Axle Assembly								
G512-7009022	7009022	AXLE, forward rear, assembly	ea	1	(%)			X
	WI-396419							
G512-7009026	7009026	AXLE, rear rear, assembly	ea	1	(%)			X
	WI-396423							
1101—Housing								
H006-0283775	113188	PLUG, pipe, 1 1/4 in (drain)	ea	2	(%)		H-6,	X
H006-0283930	219306	PLUG, pipe, 1 1/4 in (filler)	ea	2	(%)		H-6,	X

(1) STOCK NO.	(2) MFR'S PART NO.	(3) ORDNANCE PART NO.	(4) DESCRIPTION	(5) UNIT OF ISSUE	(6) QTY INCORP IN UNIT	(7) ORGANIZATIONAL ALLOWANCES		(8) REFERENCE SYMBOLS
						CO, BTRY, OR TRP		
						NO. OF MAJOR ITEMS		
						1-18 (a)	19-48 (b)	
<b>ORGANIZATIONAL SPARE PARTS FOR TRUCK—Continued</b>								
<b>GROUP 11—REAR AXLE—Continued</b>								
<b>1102—Differential</b>								
G671-7001659	TD-2808D4	7001659	GASKET, carrier inspection plug-----	ea	2	(%)	(%)	X
G535-7540234	WI-93099 TD-1850D4 WI-93098	7540234	PLUG, inspection, carrier-----	ea	2	(%)	(%)	X
<b>1104.1—Shafts</b>								
G116-1594017	TD-2208S19 WI-403928	B159566	GASKET, flange-----	ea	4	(%)	(%)	X
H101-0174819	-----	174819	NUT, hex, 1/2-13NC-3 (puller set screw)-----	ea	8	(%)	(%)	X
8500-1246Y233	TD-1246Y233 WI-403926	7535096 A173067	PIN, split, 26° taper, 5/8 ID, 0.968 OD, 7/16 in lg-----	ea	12	(%)	(%)	X
H101-0113033	-----	113033	SCREW, set, 1/2-13NC-3 x 1 1/4 (puller)-----	ea	8	(%)	(%)	X
H013-0500139	-----	500139	SEAL, oil, type ML, 2 1/2 x 3.355 x 1/2 (axle shaft)-----	ea	4	(%)	(%)	X
G671-7001653	TD-A3202P1394 WI-361263	7001653	SHAFT, axle, long, assembly-----	ea	2	(%)	(%)	X
G671-7001654	TD-A3202N1392 WI-361264	7001654	SHAFT, axle, short, assembly-----	ea	2	(%)	(%)	X
H101-0174819	-----	174819	NUT, hex, 1/2-13NC-3-----	ea	28	(%)	(%)	X
G116-1792267	TD-T7308 WI-A30526X	B142994	STUD-----	ea	28	(%)	(%)	X
H001-7025801	-----	120384	WASHER, lock, 1/2 in-----	ea	16	(%)	(%)	X
H001-7017741	-----	135629	WASHER, lock, external teeth, 1/2 in-----	ea	12	(%)	(%)	X
H001-1314640	-----	103241	STUD, 1/2-13NC (3/4) x 1/2-20NF-2 (13/16) x 2 1/2 (flange) (Used with HUB, 7042765, 7042766).	ea	28	(%)	(%)	X
<b>1105.5—Ventilation</b>								
H006-0210099	-----	127956	BUSHING, pipe, 3/8 x 1/8 (reducer, housing vent)-----	ea	2	(%)	(%)	X

G508-5196397	TD-A1199C1043 WI-382114	A214916	VENT (housing) air assembly-----	ea	2	(%)	(%)	X
<b>GROUP 12—BRAKES</b>								
<b>1201—Hand Brakes</b>								
G116-1528444	FUL-1371		BUTTON, hand lever pawl rod-----	ea	1	(%)	(%)	X
G642-7089797	WI-V2373X TRU-6581700 WI-327938	7089797	DISK, assembly-----	ea	1	(%)	(%)	X
45-E-8902		45-E-8902	ELBOW, lubricating fitting, angle 90 deg, 1/8-27NPT, male x 1/8-27 NPT female (cross shaft bracket (2) relay lever (1) ).	ea	3	(%)	(%)	X
45-F-448-200		45-F-448- 200	FITTING lubricating hydraulic type 1/8-27NPT male (cross shaft bracket (2) shoe pivot pin (4) hand lever (1) relay lever (1) ).	ea	8	(%)	(%)	X
G690-7038519	TRU-C1092 WI-411681	7038519	KIT repair-----	ea	(†)	(%)	(%)	X
		114498	Consists of: 2 NUT, jam, shoe operating arm tie rod					
	TRU-C540 WI-A7453X TRU-C539		2 NUT, spherical, shoe operating arm tie rod (subgroup 1201). <sup>4</sup>					
	WI-V2325X TRU-RA12-7 WI-S14X7	114788	4 PIN, clevis, shoe operating arm lever					
	TRU-C246 WI-S15X17 TRU-C534	103385	4 PIN, cotter, shoe operating arm lever clevis pin					
	WI-V2327X TRU-C535 WI-A1796X	214018	4 RETAINER, shoe pivot pin (subgroup 1201) <sup>4</sup>					
	TRU-C512-1 WI-A29680X TRU-C523		4 SCREW, cap, shoe pivot pin retainer (subgroup 1201) <sup>4</sup>					
	WI-V2333X TRU-C514 WI-V2336X		4 SCREW, lock, shoe operating arm anchor pin (subgroup 1201). <sup>4</sup>					
	TRU-C536 WI-S4X8 TRU-C538 WI-S24X14	120214	2 SPRING, release, shoe operating arm (subgroup 1201) <sup>4</sup>					
			4 SPRING, show (subgroup 1201) <sup>4</sup>					
		120214	4 WASHER, lock, shoe pivot pin retainer cap screw					
		131017	4 WASHER, shoe operating arm release spring					
H001-4167681		120371	NUT, hex, 1/2-20NF-2 (cross shaft to shoe operating arm lever rod yoke).	ea	4	(%)	(%)	X
H101-0213513		213513	NUT, hex, 5/16-18NC-2 (shoe operating arm anchor pin lock screw) --	ea	4	(%)	(%)	X
H001-4185580		114503	NUT, jam, 3/8-16NC-2 (shoe adjusting set screw) -----	ea	4	(%)	(%)	X
G116-1714850	TRU-C539 WI-V2325X		NUT, spherical, shoe operating arm adjusting tie rod (Also available as part of KIT, 7038519).	ea	2	(%)	(%)	X



(1) STOCK NO.	(2) MFR'S PART NO.	(3) ORDNANCE PART NO.	(4) DESCRIPTION	(5) UNIT OF ISSUE	(6) QTY INCORP IN UNIT	(7) ORGANIZATIONAL ALLOWANCES		(8) REFERENCE SYMBOLS
						CO, BTRY, OR TRP		
						NO. OF MAJOR ITEMS		
						1-18 (a)	19-48 (b)	
<b>ORGANIZATIONAL SPARE PARTS FOR TRUCK—Continued</b>								
<b>GROUP 12—BRAKES—Continued</b>								
<b>1201—Hand Brakes—Continued</b>								
G116-0301860	FUL-2219 WI-V2393X		PAWL, hand lever-----	ea	1	(%)	(%)	X
H001-0811041		103375	PIN, cotter, $\frac{3}{32}$ x $1\frac{1}{4}$ -----	ea	1	(%)	(%)	H-1,
G116-1738745	FUL-1370 WI-V2372X		PIN, pivot ( $\frac{3}{4}$ x $1\frac{1}{16}$ )-----	ea	1	(%)	(%)	X
G116-0302860	FUL-1279 WI-390927		QUADRANT, propeller shaft brake hand lever-----	ea	1	(%)	(%)	X
G116-2381887	FUL-X8-512 WI-390928		SCREW ( $\frac{5}{16}$ -18NC-2 x $\frac{7}{8}$ )-----	ea	1	(%)	(%)	X
H001-5129241		132325	SCREW, mach, $\frac{5}{16}$ -18NC-2 x $\frac{3}{4}$ -----	ea	1	(%)	(%)	X
G671-7002166	TRU-C534 WI-V2327X	7089926	RETAINER, shoe pivot pin (Also available as part of KIT, 7038519)-----	ea	4	(%)	(%)	H-1, X
H001-5026111		214018	SCREW, cap, $\frac{5}{16}$ -18NC-2 x $\frac{5}{8}$ (Also available as part of KIT, 7038519)-----	ea	4	(%)	(%)	H-1,
H001-7025711		120214	WASHER, lock, $\frac{5}{16}$ in (Also available as part of KIT, 7038519)-----	ea	4	(%)	(%)	X
G514-7373047	FUL-7365 WI-392979	7373047	ROD, hand lever pawl-----	ea	1	(%)	(%)	X
G116-2373269	TRU-C521 WI-V3975X	7038520	ROD, tie, adjusting, shoe operating arm (Issue until stock is exhausted, then use ROD, 7373046)-----	ea	2	(%)	(†)	X
G514-7373046	TRU-C521N WI-408641	7373046	ROD, tie, adjusting, shoe operating arm, assembly (Issue only when stock on ROD, 7038520 has been exhausted)-----	ea	2	(%)	(%)	X
G102-0205213	TRU-C512-1 WI-A29680X		SCREW, set, sq-hd, $\frac{5}{16}$ -18NC-2 x $1\frac{1}{2}$ (lock, shoe operating arm anchor pin) (Also available as part of KIT, 7038519)-----	ea	4	(%)	(%)	X
G509-0382335	TRU-C604 WI-360444	7338982	SCREW, set, adjusting, shoe (cone point)-----	ea	4	(%)	(%)	X
G528-7336083	TRU-CA533 WI-373878	7336083	SHOE, w/LINING, assembly-----	ea	4	(%)	(%)	X
G514-7373048	COR-7104 WI-A26296X	7373048	SPACER, hand lever-----	ea	1	(%)	(%)	X

G671-7001520	FUL-1687	7001520	SPRING, hand lever pawl rod button-----	ea	1	(%)	(%)	X
G116-1789796	WI-V2382X TRU-C523	7002156	SPRING, release, shoe operating arm (Also available as part of KIT, 7038519).	ea	2	(%)	(%)	X
G509-0389675	WI-V2333X TRU-C514	A167466	SPRING, shoe (Also available as part of KIT, 7038519)-----	ea	4	(%)	(%)	X
H101-0144245	WI-V2336X	144245	YOKE, rod end, 1/2-20NF-2 (cross shaft to shoe operating arm lever rod).	ea	4	(%)	(%)	H-1, X
<b>1202—Service Brakes</b>								
45-F-479-985		45-F-479-985	FITTING, lubricating, pressure vent-relief, 1/8-27NPT, male (front and rear brake anchor pin).	ea	12	(%)	(%)	H-16, X
G116-2267550	WI-394833	B159533	LINK, front brake shoe anchor pin-----	ea	2	(%)	(%)	X
G116-1524266	TD-1845A1 TD-10X189	B159543	BOLT-----	ea	2	(%)	(%)	X
H101-0125043		125043	NUT, castle, 1/2-20NF-2-----	ea	2	(%)	(%)	H-1, X
H001-0811040		103374	PIN, cotter, 3/32 x 1-----	ea	2	(%)	(%)	H-1, X
G509-0279846	TD-1229D408	7085130	LOCK, S, 1 x 1 3/4 x No. 8 gage thk (rear brake shoe anchor pin)-----	ea	4	(%)	(%)	X
	WI-93123	5159739						
		A159739						
H001-5453141		180077	SCREW, cap, 5/16-18NC-3 x 3/4-----	ea	4	(%)	(%)	H-1, X
H001-7025711		120214	WASHER, lock, 5/16 in-----	ea	4	(%)	(%)	H-1, X
G116-1714852	WI-394831		NUT, front brake shoe anchor pin-----	ea	4	(%)	(%)	X
	TD-1827Z130							
G116-1738709	TD-1859B2	B159524	PIN, anchor, front brake shoe (Issue until stock is exhausted, then use PIN, 7701079).	ea	4	(†)	(†)	X
G514-7701079	WI-93004 TD-1859B2N	7701079	PIN, anchor, front brake shoe, w/NUT, assembly-----	ea	4	(%)	(%)	X
G509-0338702	WI-408646	7085153	PIN, anchor, rear brake shoe-----	ea	8	(%)	(%)	X
G509-0338707	TD-1259B28							
	WI-93121							
G116-0303160	TD-1246H60	7085131	PIN, anchor, rear brake shoe spring-----	ea	8	(%)	(%)	X
	WI-38625	A146156						
G116-0303200	TD-A13822F6							
	WI-394823							
G116-0303180	TD-A13822E5		SHOE, front brake, lower left, w/LINING, assembly-----	ea	1	(%)	(%)	X
	WI-394821							
G116-0303220	TD-A2-3822E5		SHOE, front brake, lower right, w/LINING, assembly-----	ea	1	(%)	(%)	X
	WI-394822							
	TD-A2-3822F6		SHOE, front brake, upper left, w/LINING, assembly-----	ea	1	(%)	(%)	X
	WI-394824							
G671-7001735	TD-A1322S253	7001735	SHOE, front brake, upper right, w/LINING, assembly-----	ea	1	(%)	(%)	X
	WI-93113							
G671-7001736	TD-A322S253	7001736	SHOE, rear brake, lower, w/LINING, assembly-----	ea	4	(%)	(%)	X
	WI-93112							
	TD-A322S253		SHOE, rear brake, upper, w/LINING, assembly-----	ea	4	(%)	(%)	X

(1) STOCK NO.	(2) MFR'S PART NO.	(3) ORDNANCE PART NO.	(4) DESCRIPTION	(5) UNIT OF ISSUE	(6) QTY INCORP IN UNIT	(7) ORGANIZATIONAL ALLOWANCES		(8) REFERENCE SYMBOLS
						CO, BTRY, OR TRP		
						NO. OF MAJOR ITEMS		
						1-18 (a)	19-48 (b)	
<b>ORGANIZATIONAL SPARE PARTS FOR TRUCK—Continued</b>								
<b>GROUP 12—BRAKES—Continued</b>								
<b>1202—Service Brakes—Continued</b>								
G116-0303400	TD-2858S97 WI-394830	B159597	SPRING, return, front brake shoe-----	ea	2	(%)	(%)	X
G509-0389792	TD-2258A53 WI-93120	7085172	SPRING, return, rear brake shoe-----	ea	8	(%)	(%)	X
H101-0131048	-----	131048	WASHER, lock, 1 in (front brake shoe anchor pin)-----	ea	4	(%)	(%)	H-1, X
<b>1206—Pedals and Slack Adjusters</b>								
G547-7736021	BWE-220483 WI-395526	7736021	ADJUSTER, slack, forward rear axle brake, left (1), rear rear axle brake, right (1), assembly (Issue until stock is exhausted, then use ADJUSTER, 7001732).	ea	2	-----	(†)	X
G671-7001732	BWE-221176 WI-418819	7001732	ADJUSTER, slack, forward rear axle brake, left (1), rear rear axle brake, right (1), assembly.	ez	2	(%)	(%)	X
G547-7736022	BWE-220484 WI-395527	7736022	ADJUSTER, slack, forward rear axle brake, right (1), rear rear axle brake (left) (1), assembly (Issue until stock is exhausted, then use ADJUSTER, 7001757).	ea	2	-----	(†)	X
G671-7001757	BWE-221177 WI-418820	7001757	ADJUSTER, slack, forward rear axle brake, right (1), rear rear axle brake, left (1), assembly.	ea	2	(%)	(%)	X
H001-0811099	-----	103420	PIN, cotter, 1/4 x 1 1/2-----	ea	4	(%)	(%)	H-1, X
G671-7001731	TD-1229C107 WI-358916	7001731	WASHER, spacing, brake camshaft-----	ea	4	(%)	(%)	X
G547-7736015	BWE-220244 WI-394620	7736015	ADJUSTER, slack, front axle brake, left, assembly (Issue until stock is exhausted, then use ADJUSTER, BWE-220975).	ea	1	-----	(†)	X
G535-7540222	BWE-220975 WI-418822	7540222	ADJUSTER, slack, front axle brake, left, assembly-----	ea	1	(%)	(%)	X
G547-7736014	BWE-220243 WI-394619	7736014	ADJUSTER, slack, front axle brake, right, assembly (Issue until stock is exhausted, then use ADJUSTER, BWE-220974).	ea	1	-----	(†)	X
G535-7540221	BWE-220974 WI-418821	7540221	ADJUSTER, slack, front axle brake, right, assembly-----	ea	1	(%)	(%)	X
G067-0600670	WI-A23475X	A190825	EXTENSION, brake pedal pull-back spring-----	ea	1	(%)	(%)	X

45-F-448-200		45-F-448-200	FITTING, lubricating, hydraulic type, 1/8-27NPT, male (front and rear axle brake slack adjuster (6), foot brake pedal bracket (1)).	ea	7	(%)	(%)	H-16,	X
H001-4027581		214267	NUT, hex, 1/2-20NF-2 (rod, brake pedal to brake valve)	ea	1	(%)	(%)	H-1,	X
G514-7703961	WI-B5516XA	7703961	PAD, brake pedal	ea	1	(%)	(%)	H-1,	X
H001-4165600		114547	NUT, hex, 3/8-24NF-2	ea	1	(%)	(%)	H-1,	X
H101-0215522		215522	SCREW, cap, 3/8-24NF-2 x 1 1/2	ea	1	(%)	(%)	H-1,	X
H001-7023741		120381	WASHER, lock, 3/8 in	ea	1	(%)	(%)	H-1,	X
H001-0823006		114787	PIN, clevis, 1/2 x 1 13/64 (brake pedal to brake rod yoke)	ea	1	(%)	(%)	H-1,	X
H001-0811281		108629	PIN, cotter, 3/32 x 7/8	ea	1	(%)	(%)	H-1,	X
G509-0369317	TD-1854B80 WI-394839	A192951	RING, snap, front axle brake camshaft	ea	2	(%)	(%)		X
G547-7340362	WI-392307	7340362	ROD, brake pedal to brake valve, assembly	ea	1	(%)	(%)		X
G102-0205920	WI-B12498X	B184320	SHAFT, brake and clutch pedal (See subgroup 0202).	ea	1	(%)	(%)		X
H101-0144245		144245	SPRING, pull-back, brake pedal	ea	1	(%)	(%)	H-1,	X
			YOKE, rod end, 1/2-20NF-2 (brake pedal to brake pedal rod)	ea	1	(%)	(%)		X
<b>1208.1—Air System-Lines and Fittings</b>									
H006-0210010		112877	BUSHING, pipe, 1/4 x 1/8 (line cross)	ea	1	(%)	(%)	H-6,	X
H005-0100623		17-C-18035-95	CONDUIT, flexible, size 7/16 in (line)	ft	(†)	(%)	(%)	H-5,	X
H005-0100624		17-C-18036-5	CONDUIT, flexible, size 9/16 in (line)	ft	(†)	(%)	(%)	H-5,	X
H006-0101045		504395	CONNECTOR, air brake hose, 1/4 in male pipe end, assy	ea	2	(%)	(%)	H-6,	X
H006-0101046		570801	CONNECTOR, air brake hose, 1/2 in male pipe end, assy	ea	8	(%)	(%)	H-6,	X
H006-0504360		504360	CONNECTOR, air hose, 3/4 in hose, 3/4 in male pipe end (front of left air reservoir).	ea	5	(%)	(%)	H-6,	X
G528-7698181		7698181	CONNECTOR, compression, line cross	ea	1	(%)	(%)		X
G116-1539989	BWE-205420 WI-A16744		CONNECTOR, front brake hose, assembly (on frame)	ea	2	(%)	(%)		X
H006-0504352		504352	CONNECTOR, tube, compression, 3/8 in tube, 1/4 in male pipe end (line).	ea	18	(%)	(%)	H-6,	X
H006-0570051		570051	CONNECTOR, tube, compression, 3/8 in tube, 3/8 in male pipe end (line).	ea	5	(%)	(%)	H-6,	X
H006-0312600		504264	CONNECTOR, tube, compression, 3/8 in tube, 1/4 in male pipe end, assembly (Control valve (2), air manifold (1) and stop light switch (2)).	ea	5	(%)	(%)	H-6,	X
H006-0312620		504265	CONNECTOR, tube, compression, 3/8 in tube, 3/8 in male pipe end assembly (At double check valve).	ea	2	(%)	(%)	H-6,	X
H006-0504359		504359	CONNECTOR, tube, compression, 3/4 in tube, 3/4 in male pipe end, assy (line).	ea	3	(%)	(%)	H-6,	X
G160-0124096	BWE-211982 WI-373038	504355 A174053	CONNECTOR, tube, compression, ball sleeve, air service br 1/2 in tube 3/8 in male pipe end (w/o nut or sleeve) (relay valve).	ea	3	(%)	(%)		X
G509-7014965	BWE-220636	7014965	COUPLING, dummy (hose)	ea	2	(%)	(%)		X

(1) STOCK NO.	(2) MFR'S PART NO.	(3) ORDNANCE PART NO.	(4) DESCRIPTION	(5) UNIT OF ISSUE	(6) QTY INGORP IN UNIT	(7) ORGANIZATIONAL ALLOWANCES		(8) REFERENCE SYMBOLS
						1-18 (a)	19-48 (b)	
						CO, BTRY, OR TRP NO. OF MAJOR ITEMS		
<b>ORGANIZATIONAL SPARE PARTS FOR TRUCK—Continued</b>								
<b>GROUP 12—BRAKES—Continued</b>								
<b>1208.1—Air System—Lines and Fittings—Continued</b>								
G676-7377823	BWE-212227	7377823	COUPLING, dummy (cab)-----	ea	2	(%)	(%)	X
H101-0227756	-----	227756	BOLT, hex-hd, 5/16-18NC-2 x 1-----	ea	2	(%)	(%)	H-1, X
H001-4026521	-----	220070	NUT, plain, 5/16-18NC-2-----	ea	2	(%)	(%)	H-1, X
H001-7018711	-----	120638	WASHER, lock, 5/16 in-----	ea	2	(%)	(%)	H-1, X
H006-0501658	-----	501658	COUPLING, hose, assembly-----	ea	2	(%)	(%)	H-6, X
H006-0265475	-----	144112	ELBOW, pipe, 90 deg, 1/4 in (line tee at rear axle)-----	ea	2	(%)	(%)	H-6, X
H006-0265480	-----	111316	ELBOW, pipe, 90 deg, 3/8 in (quick release valve)-----	ea	1	(%)	(%)	H-6, X
H006-0323100	-----	504256	ELBOW, tube, compression, 90 deg, 3/8 in tube, 1/4 in male pipe end (line).-----	ea	4	(%)	(%)	H-6, X
H006-0504257	-----	504257	ELBOW, tube, compression, 90 deg, 3/8 in tube, 3/8 in male pipe end assy (left air reservoir (3), at right reservoir (1)).-----	ea	4	(%)	(%)	H-6, X
H006-0504255	-----	504255	ELBOW, tube, compression, 90 deg, 3/8 in tube, 1/4 in male pipe end, assembly (at hand brake valve).-----	ea	1	(%)	(%)	H-6, X
H006-0504317	-----	504317	ELBOW, tube, compression, 90 deg, 1/2 in tube, 3/8 in male pipe end (line).-----	ea	1	(%)	(%)	H-6, X
G160-0287299	BWE-212322 WI-354120	B170721	FITTING, eight-way, line-----	ea	1	(%)	(%)	X
H001-4026501	-----	220069	NUT, hex, 1/4-20NC-2-----	ea	2	(%)	(%)	H-1, X
H001-5150151	-----	133043	SCREW, mach, 1/4-20NC-2 x 3/4-----	ea	2	(%)	(%)	H-1, X
H001-7025681	-----	120380	WASHER, lock, 1/4 in-----	ea	2	(%)	(%)	H-1, X
G509-0217818	BWE-215901 WI-391970	-----	HOSE, air trailer, 13 1/2 ft lg (Issue until stock is exhausted, then use HOSE, 33-H-787-125, (2) CONNECTOR, 504295).-----	ea	1	-----	(†)	X
H007-0100405	-----	33-H-787- 125	HOSE, ID 3/8 in (line)-----	ft	(†)	(%)	(%)	H-7, X
G671-7001767	BWE-215604	7001767	HOSE, trailer connection----- LINE, air compressor to left air reservoir (3/4 in OD) (copper) (148 in long) (Use TUBING, 44-T-5080-40). LINE, air compressor to air pressure regulator, w/CONDUIT (3/8 OD) (tubing 100 in long, Conduit 98 in long) (Use TUBING, 44-T- 5080-25, CONDUIT, 17-C-18035-95).-----	ea	2	(%)	(%)	X

LINE, check valve elbow to stop light switch, w/CONDUIT (3/8 in OD) (Tubing 48 in long, Conduit 46 in long) (Use TUBING, 44-T-5085-25, CONDUIT, 17-C-18035-95).

LINE, double check valve elbow to tee fitting air relay valve, w/CONDUIT (3/8 in OD) (Tubing, 128 in long, Conduit, 126 in long) (Use TUBING, 44-T-5080-25, CONDUIT, 17-C-18035-95).

LINE, double check valve to right front trailer connector, w/CONDUIT (3/8 in OD) (Tubing, 78 in long, Conduit, 76 in long) (Use TUBING, 44-T-5085-25, CONDUIT, 17-C-18035-95).

LINE, double check valve to relay valve, assembly (Use TUBING, 44-T-5080-25, (2) SLEEVE, 504261 and (2) NUT, 504259).

LINE, double check valve to service cut-out cock, assembly (Use TUBING, 44-T-5080-25, (2) SLEEVE, 504261 and (2) NUT, 504259).

LINE, double check valve to stop light switch, assembly (Use TUBING, 44-T-5080-25, (2) SLEEVE, 504261 and (2) NUT, 504259).

LINE, eight-way fitting to cross in air wiper control valve, w/CONDUIT (3/8 in OD) (Tubing, 42 in long, Conduit, 40 in long) (Use TUBING, 44-T-5085-25, CONDUIT, 17-C-18035-95).

LINE, flexible, relay valve to rear axle (1) (flexible, front brake chamber (2) (3/8 in ID) (29 in long) (Issue until stock is exhausted, then use HOSE, 33-H-787-125, (2) CONNECTOR, 570801).

LINE, flexible, relay valve to rear axle (3/8 in ID) (51 in long) (Issue until stock is exhausted, then use HOSE, 33-H-787-125, (2) CONNECTOR, 570801).

LINE, foot control valve to double check valve, w/CONDUIT (3/8 in OD) (Tubing, 50 in long, Conduit, 48 in long) (Use TUBING, 44-T-5085-25, CONDUIT, 17-C-18035-95).

LINE, foot control valve to quick release valve, w/CONDUIT (3/8 in OD) (Tubing, 12 in long, Conduit, 10 in long) (Use TUBING, 44-T-5085-25, CONDUIT, 17-C-18035-95).

LINE, hand control valve air exhaust, assembly (Use TUBING, 44-T-5080-25, (1) SLEEVE, 504261 and (1) NUT, 504259).

LINE, hand control valve to air manifold, assembly (Use TUBING, 44-T-5080-25, (2) SLEEVE, 504261 and (2) NUT, 504259).

LINE, hand control valve to check valve, w/CONDUIT (3/8 in OD) (Tubing, 186 in long, Conduit, 184 in long) (Use TUBING, 44-T-5085-25, CONDUIT, 17-C-18035-95).

LINE, hand control valve to double check valve, assembly (Use TUBING, 44-T-5080-25, (2) SLEEVE, 504261 and (2) NUT, 504259).

LINE, hand control valve to eight-way manifold fitting, w/CONDUIT (3/8 in OD) (Tubing, 37 in long, Conduit, 35 in long) (Use TUBING, 44-T-5085-25, CONDUIT, 17-C-18035-95).

LINE, hand control exhaust valve, w/CONDUIT (3/8 in OD) (copper) (Tubing, 32 in long, Conduit, 30 in long) (Use TUBING, 44-T-5085-25, CONDUIT, 17-C-18035-95).

G547-7736040 BWE-220901 7736040 ea 3 (†) X  
 WI-391985

G547-7736041 BWE-220902 7736041 ea 1 (†) X  
 WI-391987

(1) STOCK NO.	(2) MFR'S PART NO.	(3) ORDNANCE PART NO.	(4) DESCRIPTION	(5) UNIT OF ISSUE	(6) QTY INCORP IN UNIT	(7) ORGANIZATIONAL ALLOWANCES CO, BTRY, OR TRP NO. OF MAJOR ITEMS 1-18 (a) 19-48 (b)	(8) REFERENCE SYMBOLS
			<p><b>ORGANIZATIONAL SPARE PARTS FOR TRUCK—Continued</b></p> <p><b>GROUP 12—BRAKES—Continued</b></p> <p><b>1208.1—Air System-Lines, and Fittings—Continued</b></p> <p>LINE, left air reservoir to eight-way fitting, w/CONDUIT (½ in OD) (copper) (Tubing, 50 in long, Conduit, 48 in long) (Use TUBING, 44-T-5085-30, CONDUIT, 17-C-18036-5).</p> <p>LINE, left air reservoir to single check valve, w/CONDUIT (⅜ in OD) (Tubing, 146 in long, Conduit, 144 in long) (Use TUBING, 44-T-5085-25, CONDUIT, 17-C-18035-95).</p> <p>LINE, left air reservoir to foot control valve, w/CONDUIT (½ in OD) (copper) (Tubing, 100 in long, Conduit, 98 in long) (Use TUBING, 44-T-5085-30, CONDUIT, 17-C-18036-5).</p> <p>LINE, left air reservoir to right air reservoir (¾ in OD) (copper) (98 in long) (Use TUBING, 44-T-5080-40).</p> <p>LINE, left front trailer connector to eight-way fitting, w/CONDUIT (⅜ in OD) (Tubing, 64 in long, Conduit, 62 in long) (Use TUBING, 44-T-5085-25, CONDUIT, 17-C-18035-95).</p> <p>LINE, low air pressure indicator to eight-way fitting, w/CONDUIT (⅜ in OD) (Tubing, 10 in long, Conduit, 8 in long) (Use TUBING, 44-T-5085-25, CONDUIT, 17-C-18035-95).</p> <p>LINE, pressure regulator to shut-off cock, w/CONDUIT (⅜ in OD) (Tubing, 18 in long, Conduit 16 in long) (Use TUBING 44-T-5085-25 CONDUIT 17-C-18035-95).</p> <p>LINE, quick release valve to front brake hose frame air connector (⅜ in OD) (Tubing, 70 in long, Conduit, 68 in long) (Use TUBING, 44-T-5085-25, CONDUIT, 17-C-18035-95).</p> <p>LINE, rear axle fitting to brake chambers, w/CONDUIT (⅜ in OD) (Tubing, 20 in long, Conduit, 18 in long) (Use TUBING, 44-T-5085-25, CONDUIT, 17-C-18035-95).</p> <p>LINE, relay valve to check valve (⅜ in OD) (Tubing, 31 in long, Conduit, 29 in long) (Use TUBING, 44-T-5085-25, CONDUIT, 17-C-18035-95).</p>				

H006-0504259	---	504259	LINE, relay valve to left rear trailer connector, w/CONDUIT (3/8 in OD) (Tubing, 76 in long, Conduit, 74 in long) (Use TUBING, 44-T-5085-25, CONDUIT, 17-C-18035-95).	ea	13	(%)	H-6,	X
H006-0504308	---	504308	LINE, relay valve to right rear trailer connector, w/CONDUIT (3/8 in OD) (Tubing, 104 in long, Conduit, 102 in long) (Use TUBING, 44-T-5085-25, CONDUIT, 17-C-18035-95).	ea	6	(%)	H-6,	X
H006-0504308	---	504308	LINE, right air reservoir to emergency cut-out cock, assembly (Use TUBING, 44-T-5080-25, (2) SLEEVE, 504261 and (2) NUT, 504259).	ea	1	(%)	H-6,	X
H006-0504259	---	504259	LINE, right air reservoir to foot control valve, w/CONDUIT (1/2 in OD) (copper) (Tubing, 92 in long, Conduit, 90 in long) (Use TUBING, 44-T-5085-30, CONDUIT, 17-C-18036-5).	ea	36	(%)	H-6,	X
H006-0504259	---	504259	LINE, right air reservoir to relay valve, w/CONDUIT (1/2 in OD) (copper) (Tubing, 69 in long, Conduit, 67 in long) (Use TUBING, 44-T-5085-30, CONDUIT, 17-C-18036-5).	ea	3	(%)	H-6,	X
H006-0504309	---	504309	LINE, stoplight switch to left rear trailer connector, w/CONDUIT (3/8 in OD) (Tubing, 24 in long, Conduit, 22 in long) (Use TUBING, 44-T-5085-25, CONDUIT, 17-C-18035-95).	ea	5	(%)	H-6,	X
H006-0346200	---	504260	NUT, ball, sleeve compression tube fitting, 3/8 in (brake line)-----	ea	3	(%)	H-6,	X
H006-0104090	---	118537	NUT, ball sleeve, compression tube fitting, 1/4 in (line)-----	ea	1	(%)	H-6,	X
H006-0283905	---	219190	NUT, ball sleeve, compression tube fitting, 1/4 in (cross to wiper valve)-----	ea	3	(%)	H-6,	X
H006-0283910	---	219198	NUT, ball sleeve, compression tube fitting, 3/8 in (line)-----	ea	3	(%)	H-6,	X
H006-0504310	---	504310	NUT, ball sleeve, compression tube fitting, 3/8 in (relay valve)-----	ea	3	(%)	H-6,	X
H006-0504261	---	504261	NUT, ball sleeve, compression tube fitting, 3/4 in (line)-----	ea	1	(%)	H-6,	X
H006-0504261	---	504261	NUT, ball sleeve, compression tube fitting, 1/2 in (line)-----	ea	3	(%)	H-6,	X
H006-0504261	---	504261	NUT, flared tube fitting, 1/4 in (air gage to cross)-----	ea	3	(%)	H-6,	X
H006-0504262	---	504262	PLUG, pipe, 3/8 in (eight-way fitting)-----	ea	3	(%)	H-6,	X
H006-0504311	---	504311	PLUG, pipe, 3/8 in (air reservoir)-----	ea	3	(%)	H-6,	X
9520-392916	WI-392916	---	SLEEVE, ball, compression tube fitting, 1/4 in (cross to wiper valve)-----	ea	1	(%)	H-6,	X
G671-7001762	BWE-200661	7001762	SLEEVE, ball, compression tube fitting, 3/8 in (line)-----	ea	36	(%)	H-6,	X
G160-0183236	BWE-201938	---	SLEEVE, ball, compression tube fitting, 3/8 in (relay valve)-----	ea	3	(%)	H-6,	X
H001-4167601	WI-391969	---	SLEEVE, ball, compression tube fitting, 3/8 in (brake line)-----	ea	13	(%)	H-6,	X
H001-5027131	---	---	SLEEVE, ball, compression tube fitting, 1/2 in (line)-----	ea	3	(%)	H-6,	X
H001-7025741	---	---	SLEEVE, ball, compression tube fitting, 3/4 in (line)-----	ea	3	(%)	H-6,	X
H006-0504328	---	504311	SLEEVE, ball, compression tube fitting, 3/4 in (line)-----	ea	5	(%)	H-6,	X
H006-0504331	---	---	SPRING, front brake chamber hose support-----	ea	2	(%)	H-6,	X
H006-0504331	---	---	SPRING, trailer hose support-----	ea	2	(%)	H-6,	X
H006-0504331	---	---	TEE, forward rear and rear rear axle line-----	ea	2	(%)	H-6,	X
H001-4167601	---	120369	NUT, hex, 3/8-24NF-2-----	ea	4	(%)	H-1,	X
H001-5027131	---	213928	SCREW, cap, 3/8-24NF-2 x 1-----	ea	4	(%)	H-1,	X
H001-7025741	---	120382	WASHER, lock, 3/8 in-----	ea	4	(%)	H-1,	X
H006-0504328	---	504328	TEE, tube, compression, 3/8 in tube, 1/8 in male pipe side (stoplight switch).	ea	1	(%)	H-6,	X
H006-0504331	---	504331	TEE, tube, compression, 3/8 in tube, 3/8 in male pipe side, assembly (At double check valve).	ea	1	(%)	H-6,	X



(1) STOCK NO.	(2) MFR'S PART NO.	(3) ORDNANCE PART NO.	(4) DESCRIPTION	(5) UNIT OF ISSUE	(6) QTY INCRP IN UNIT	(7) ORGANIZATIONAL ALLOWANCES		(8) REFERENCE SYMBOLS
						1-18 (a)	19-48 (b)	
						CO, BTRY, OR TRP NO. OF MAJOR ITEMS		
<b>ORGANIZATIONAL SPARE PARTS FOR TRUCK—Continued</b>								
<b>GROUP 12—BRAKES—Continued</b>								
<b>1208.1—Air System-Lines and Fittings—Continued</b>								
H006-0504327		504327	TEE, tube, compression, $\frac{3}{8}$ in tube, $\frac{1}{8}$ in male pipe side, assembly (At stoplight switch).	ea	1	(%)	(%)	H-6, X
H006-0504340		504340	TEE, tube, compression, $\frac{1}{2}$ in tube, $\frac{3}{8}$ in male pipe end (front of right air reservoir).	ea	1	(%)	(%)	H-6, X
H007-0218110		44-T-5080-25	TUBING, seamless, size $\frac{3}{8}$ in (line)	ft	(†)	(%)	(%)	H-7, X
H007-0218135		44-T-5080-30	TUBING, seamless, size $\frac{1}{2}$ in (line)	ft	(†)	(%)	(%)	H-7, X
H007-0218131		44-T-5080-40	TUBING, seamless, size $\frac{3}{4}$ in (line)	ft	(†)	(%)	(%)	H-7, X
<b>1208.3—Brake Chambers, Diaphragms, and Valves</b>								
H002-0100160		104921	BALL, $\frac{7}{16}$ in (air line safety valve)	ea	1	(%)	(%)	H-2, X
G528-7704076	BWE-201687 WI-V1034X	7704076	BOOT, push rod seal (front brake chamber) (Used with CHAMBER, BWE-220199, BWE-220703, BWE-220704).	ea	2	(%)	(%)	X
G116-1524322	BWE-210537 WI-361876		BOOT, rear brake chamber (Used with CHAMBER, 7001753, 7001754) (early type).	ea	4	(%)	(%)	X
G514-7386634		7386634	BRACKET, mounting, coupling socket	ea	1	(%)	(%)	X
H101-0223673		223673	BOLT, hex-hd, $\frac{3}{8}$ -24NF-2 x $1\frac{1}{4}$	ea	4	(%)	(%)	H-1, X
H001-4027541		225831	NUT, hex, $\frac{3}{8}$ -24NF-2	ea	4	(%)	(%)	H-1, X
H001-7018741		131099	WASHER, lock, $\frac{3}{8}$ in	ea	4	(%)	(%)	H-1, X
G514-7386633		7386633	BRACKET, mounting, cut-out cock (On winch)	ea	2	(%)	(%)	X
H101-0223673		223673	BOLT, hex-hd, $\frac{3}{8}$ -24NF-2 x $1\frac{1}{4}$	ea	2	(%)	(%)	X
H001-4027541		225831	NUT, hex, $\frac{3}{8}$ -24NF-2	ea	2	(%)	(%)	X
H001-7018741		131099	WASHER, lock, $\frac{3}{8}$ in	ea	2	(%)	(%)	X
G671-7001768	BWE-220835 WI-388460	7001768	BUZZER, warning, low air pressure, assembly	ea	1	(%)	(%)	X
G671-7001754	BWE-216814 WI-395529	7001754	CHAMBER, brake, forward rear axle, left (1), rear rear axle, right (1) (bracket type "B").	ea	2	(%)	(%)	X

G671-7001753	BWE-216813	7001753	CHAMBER, brake, forward rear axle, right (1), rear rear axle, left (1) (bracket type "B").	ea	2	(%)	(%)	X
H001-4027581	WI-395528	214267	NUT, hex, 1/2-20NF-2	ea	8	(%)	(%)	X H-1,
G671-7001756	TD-15X79	7001756	SCREW, sp, attaching, rear brake chamber.	ea	8	(%)	(%)	X
H001-7025801	WI-370038	120384	WASHER, lock, 1/2 in.	ea	8	(%)	(%)	X H-1,
G512-7736011	BWE-220199	7736011	CHAMBER, brake, front, assembly (stud type "A")	ea	2	(%)	(%)	X
H001-4167641	WI-394845	120370	NUT, hex, 7/16-20NF-2	ea	4	(%)	(%)	X H-1,
H001-7025771	BWE-203147	120383	WASHER, lock, 7/16 in.	ea	4	(%)	(%)	X H-1,
G547-7736029	BWE-220703	7736029	CHAMBER, brake, left front, assembly (6 in lug type "E") (Used on vehicles equipped with 14 in wheels).	ea	1	(%)	(%)	X
H001-4027501	WI-428323	218584	NUT, hex, reg, s-fin, S, cd or zn-pltd, 1/4-28NF-2	ea	24	(%)	(%)	X
H001-5452341	BWE-203147	181566	SCREW, cap, 1/4-28NF-3 x 3/4	ea	24	(%)	(%)	X H-1,
H001-7021741	BWE-220704	120423	WASHER, lock, internal teeth, 1/4 in.	ea	24	(%)	(%)	X H-1,
G547-7736030	BWE-220704	7736030	CHAMBER, brake, right front, assembly (6 in lug type "E") (Used on vehicles equipped with 14 in wheels).	ea	1	(%)	(%)	X
G514-7413804	WI-428324	7413804	CLIP, trailer hose.	ea	2	(%)	(%)	X
G514-5340159	AUC-25N-2215	A340159	COCK, cut-out, air hose coupling, w/STUD, assy (w/NUT and lock WASHER, assembly).	ea	2	(%)	(%)	X
G547-7741395	BWE-202748	7741395	COVER, blanking, relay valve (air line)	ea	1	(%)	(%)	X
G160-0427477	WI-V1945X		KIT, repair, double check valve	ea	(†)	(%)	(%)	X
G509-7347846	BWE-221370		Consists of: 2 SEAL 1 VALVE, double check	ea	(†)	(%)	(%)	X
	BWE-210354	7347846	KIT, repair, hand control valve	ea				
	BWE-212205		Consists of: 1 BALL, lock 1 CUP, piston 1 SCREW, set 1 SPRING 1 SPRING, intake valve 1 VALVE, intake and exhaust					
	BWE-221367		PIN, front and rear brake chamber push rod yoke	ea	6	(%)	(%)	X
G116-2338719	BWE-201327	A238008						
H001-0811333	BWE-203525	108635	PIN, cotter, 1/8 x 1 1/8	ea	6	(%)	(%)	X H-1,
8500-1844G163	BWE-203260		SPACER, front brake chamber mounting (Used with CHAMBER, BWE-220199).	ea	4	(%)	(%)	X
G514-7540278	BWE-204185	7540278	STUD, front brake chamber mounting (Used with CHAMBER, BWE-220199).	ea	4	(%)	(%)	X
G160-0232469	BWE-203265	7700825	SWITCH, low air pressure warning light, assy (On dash)	ea	1	(%)	(%)	X
	BWE-215306	A142577						
H001-4027501	BWE-200054	218584	NUT, hex, 1/4-28NF-2	ea	2	(%)	(%)	X H-1,
H001-5025821	WI-V1317X	213880	SCREW, cap, 1/4-28NF-2 x 3/4	ea	2	(%)	(%)	X H-1,
H001-7025681	TD-1844G163	120380	WASHER, lock, 1/4 in.	ea	2	(%)	(%)	X H-1,

(1) STOCK NO.	(2) MFR'S PART NO.	(3) ORDNANCE PART NO.	(4) DESCRIPTION	(5) UNIT OF ISSUE	(6) QTY INCORP IN UNIT	(7) ORGANIZATIONAL ALLOWANCES		(8) REFERENCE SYMBOLS
						1-18 (a)	19-48 (b)	
						CO, BTRY, OR TRP NO. OF MAJOR ITEMS		
<b>ORGANIZATIONAL SPARE PARTS FOR TRUCK—Continued</b>								
<b>GROUP 12—BRAKES—Continued</b>								
			<b>1208.3—Brake Chambers, Diaphragms, and Valves—Continued</b>					
G160-0393786	BWE-215537	A142580	SWITCH, stoplight, assembly	ea	1	(%)	(%)	X
H001-5150181	-----	133049	BOLT, mach, 1/4-20NC-2 x 1	ea	2	(%)	(%)	X
H001-0718001	-----	220069	NUT, plain, 1/4-20NC-2	ea	2	(%)	(%)	X
G509-5340153	BWE-217698	A340153	VALVE, air (double) check, assembly (Issue until stock is exhausted, then use VALVE, BWE-221387).	ea	1	-----	(+)	X
G509-5340153	BWE-217698	A340153	VALVE (double), air brake check, assembly	ea	1	(%)	(%)	X
H001-4167561	WI-B32033	120368	NUT, hex, 5/16-24NF-2	ea	1	(%)	(%)	X
H101-0215408	-----	215408	SCREW, cap, 5/16-24NF-2 x 1	ea	1	(%)	(%)	X
H001-7025711	-----	120214	WASHER, lock, 5/16 in.	ea	1	(%)	(%)	X
G160-0427256	WI-388482	C139526	VALVE, air brake foot control, assy	ea	1	(%)	(%)	X
H001-4167561	BWE-216231	120368	NUT, hex, 5/16-24NF-2	ea	4	(%)	(%)	X
H101-0215411	-----	215411	SCREW, cap, 5/16-24NF-2 x 1 1/4	ea	4	(%)	(%)	X
H001-7025711	-----	120214	WASHER, lock, 5/16 in.	ea	4	(%)	(%)	X
G116-2427200	BWE-221387	-----	VALVE, double check, assembly	ea	1	(%)	(%)	X
H101-0223659	-----	223659	BOLT, hex-hd, 5/16-24NF-2 x 1 1/4	ea	1	(%)	(%)	X
H001-4027521	-----	221157	NUT, hex, 5/16-24NF-2	ea	1	(%)	(%)	X
H001-7018711	-----	120638	WASHER, lock, 5/16 in.	ea	1	(%)	(%)	X
G116-1827264	BWE-205000	A142725	VALVE, quick release, assembly	ea	1	(%)	(%)	X
H001-4167561	WI-B11250	120368	NUT, hex, 5/16-24NF-2	ea	4	(%)	(%)	X
H101-0214673	-----	214673	SCREW, cap, 5/16-24NF-2 x 7/8	ea	4	(%)	(%)	X
H001-7025711	-----	120214	WASHER, lock, 5/16 in.	ea	4	(%)	(%)	X
G116-1827265	BWE-217383	-----	VALVE, relay, assembly	ea	1	(%)	(%)	X
H001-4167601	WI-317864	120369	NUT, hex, 3/8-24NF-2	ea	2	(%)	(%)	X
H101-0215519	-----	215519	SCREW, cap, 3/8-24NF-2 x 1 1/4	ea	2	(%)	(%)	X
H001-7025741	-----	120382	WASHER, lock, 3/8 in.	ea	2	(%)	(%)	X

45-V-18130-900		45-V-18130-900	VALVE, safety (No. 150) (air line)-----	ea	1	(%)	(%)	X
G160-0427270	BWE-212205 WI-398475		VALVE, shuttle, check valve (slide), double check-----	ea	1	(%)	(%)	X
G116-1827266	BWE-220306 WI-388461		VALVE, single check, assembly-----	ea	1	(%)	(%)	X
G116-1882431	BWE-205948 WI-81483		YOKE, front brake chamber push rod (Used with CHAMBER, BWE-226199, BWE-220703, BWE-220704).-----	ea	2	(%)	(%)	X
G116-1714892	BWE-203575		NUT, hex, cd-pltd, S, 1/2-20NF-2-----	ea	2	(%)	(%)	X
G116-1882432	BWE-205622 WI-81298		YOKE, rear brake chamber push rod (Used with CHAMBER, 7001753, 7001754).-----	ea	4	(%)	(%)	X
G528-7365494	BWE-201438	7365494	NUT-----	ea	4	(%)	(%)	X
<b>1209.1—Air Compressor Assembly</b>								
G547-7086886	HM-32718A WI-408156	7086886	CHAIN, drive coupling-----	ea	1	(%)	(%)	X
G159-7377884	BWE-217558 WI-388471	7377884	COMPRESSOR, air, assembly-----	ea	1	(%)	(%)	X
G512-7743919	HM-11671A WI-398496	7743919	SCREW, cap-----	ea	1	(%)	(%)	X
H101-0215565		215565	SCREW, cap, 7/16-14NC-2 x 1 1/4-----	ea	5	(%)	(%)	X
H001-7025771		120383	WASHER, lock, 7/16 in-----	ea	6	(%)	(%)	X
H001-7043771		120395	WASHER, plain, 7/16 in-----	ea	6	(%)	(%)	X
G547-7086884	HM-32710AS WI-413807	7086884	COUPLING, drive, w/CHAIN and SPROCKETS, assembly-----	ea	1	(%)	(%)	X
G160-0194032	BWE-203744 WI-397815		GASKET, air compressor to mounting bracket-----	ea	1	(%)	(%)	X
G160-0194031	BWE-203742 WI-374951		GASKET, crankcase oil tube (seal)-----	ea	1	(%)	(%)	X
G509-0193837	BWE-204820 WI-353899	A340180	GASKET, discharge fitting-----	ea	1	(%)	(%)	X
66-G-750	BWE-203481 WI-K03481	66-G-750	GASKET, strainer, inlet chamber-----	ea	2	(%)	(%)	X
G116-0200600	BWE-215639 WI-B20977	A340178	GOVERNOR, air pressure, w/FITTING (w/STRAINER), assembly-----	ea	1	(%)	(%)	X
H001-4027501		218584	NUT, hex, 1/4-28NF-2-----	ea	2	(%)	(%)	X
H001-5025521		214002	SCREW, cap, 1/4-20NC-2 x 3/4-----	ea	2	(%)	(%)	X
H001-7025681		120380	WASHER, lock, 1/4 in-----	ea	2	(%)	(%)	X
G116-2202250	BWE-205469 WI-370140		GOVERNOR, assembly (Issue until stock is exhausted, then use GOVERNOR, A340178).-----	ea	1	(%)	(%)	X
G160-0258754	BWE-211345 WI-370444		KEY, Woodruff, coupling sprocket to crankshaft-----	ea	1	(%)	(%)	X
66-S-911-57		66-S-911-57	STRAINER, air (air compressor)-----	ea	1	(%)	(%)	X
G512-7743918	BWE-203566 WI-361950	7743918	SCREW, cap, 1/4-20NF-2 x 2 3/8-----	ea	1	(%)	(%)	X
H001-7018681		131098	WASHER, lock, 1/4 in-----	ea	2	(%)	(%)	X

(1) STOCK NO.	(2) MFR'S PART NO.	(3) ORDNANCE PART NO.	(4) DESCRIPTION	(5) UNIT OF ISSUE	(6) QTY INCORP IN UNIT	(7) ORGANIZATIONAL ALLOWANCES		(8) REFERENCE SYMBOLS
						CO, BTRY, OR TRP		
						NO. OF MAJOR ITEMS		
						1-18 (a)	19-48 (b)	
<b>ORGANIZATIONAL SPARE PARTS FOR TRUCK—Continued</b>								
<b>GROUP 12—BRAKES—Continued</b>								
<b>1209.3—Air Reservoir</b>								
H006-0210063	---	115224	BUSHING, pipe, 3/4 x 3/8 (air reservoir)-----	ea	1	(%)	(%)	H-6, X
H006-0100805	---	7205007	COCK, drain, spring-key, tee-hdl, br, 1/4 in male pipe end (air reservoir)-----	ea	2	(%)	(%)	H-6, X
H006-0504359	---	A159378 504359	CONNECTOR, tube, compression, 3/4 in tube, 3/4 in male pipe end, assy (air reservoir)-----	ea	3	(%)	(%)	H-6, X
H006-0504258	---	504258	ELBOW, tube, compression, 90 deg, 1/2 in tube, 3/8 in male pipe end, assy (air reservoir)-----	ea	1	(%)	(%)	H-6, X
H006-0283910	---	219198	PLUG, pipe, 3/8 in (air reservoir)-----	ea	3	(%)	(%)	H-6, X
G512-7534286	WI-388458 BWE-220521	7534286	RESERVOIR, air-----	ea	2	(%)	(%)	H-6, X
<b>1211—Trailer Brake Connections and Controls</b>								
G074-0100091	WEB-11798	A162247	CLAMP, column, hand controller-----	ea	1	(%)	(%)	X
G074-0100167	WEB-2698	A162189	CLAMP, column, hand controller-----	ea	2	(%)	(%)	X
G160-0139647	BWE-217799 WI-A13668	7014964	COCK, cut-out, air brake line, assembly-----	ea	3	(%)	(%)	X
H006-0101046	---	570801	CONNECTOR, air brake hose, 1/2 in male pipe end, assy-----	ea	2	(%)	(%)	H-6, X
G504-6283108	WEB-3363B WI-390958	6283108	CONTROL, load (electric), brake control, assembly-----	ea	1	(%)	(%)	X
G514-6176673	WEB-4209HS WI-390966	6176673	CONTROLLER, hand, electric brake, assembly-----	ea	1	(%)	(%)	X
H101-0223680	---	223680	BOLT, hex-hd, 3/8-24NF-2 x 2 3/4-----	ea	2	(%)	(%)	H-1, X
H001-4027541	---	225831	NUT, hex, 3/8-24NF-2-----	ea	2	(%)	(%)	H-1, X
H001-7023741	---	120381	WASHER, lock, 3/8 in-----	ea	2	(%)	(%)	H-1, X
G535-7338885	WEB-4209HFS WI-390995	7338885	CONTROLLER, w/o LEVER, assy (foot, electric brake)-----	ea	1	(%)	(%)	X
H101-0223680	---	223680	BOLT, hex-hd, 3/8-24NF-2 x 2 3/4-----	ea	2	(%)	(%)	H-1, X
H001-4027541	---	225831	NUT, hex, 3/8-24NF-2-----	ea	2	(%)	(%)	H-1, X
H001-7023741	---	120381	WASHER, lock, 3/8 in-----	ea	2	(%)	(%)	H-1, X

H006-0501658		501658	COUPLING, air brake hose, assy	ea	4	(%)	H-6,	X
G514-7540263	BWE-220635 WI-388469	7540263	COUPLING, dummy, air brake line (with hole)	ea	1	(%)		X
G509-7014965	BWE-220636 WI-388470	7014965	COUPLING, dummy, air brake line (without hole)	ea	3	(%)		X
H006-0504397	A340158	504397	GASKET, 1/8 in thk (air brake hose connector)	ea	2	(%)	H-6,	X
G514-7540264	BWE-203259 WI-384378	7540264	HANDLE, air brake hand control valve	ea	1	(%)		X
G509-0217818	BWE-215901 WI-391970		HOSE, connecting, air brake line, assembly (13 ft, 2 1/4 in) (Issue until stock is exhausted, then use HOSE, 33-H-787-125, (2) CONNECTOR, 570801).	ea	2	(†)		X
H007-0100405		33-H-787-125	HOSE, ID 3/8 in (connecting, trailer air brake line)	ft	(†)	(%)	H-7,	X
H006-0273230		192075	NIPPLE, pipe, 1/2 x 1 1/2 (air brake hose coupling)	ea	3	(%)	H-6,	X
H006-0538825		538825	PLUNGER, air brake hose coupling	ea	3	(%)	H-6,	X
G147-5162871	WEB-2843A	A162871	RESISTOR, electric brake load control, assy	ea	1	(%)		X
H006-0538826		538826	RETAINER, air brake hose coupling spring	ea	3	(%)	H-6,	X
H006-0538824		538824	RING, packing, air brake hose coupling	ea	4	(%)	H-6,	X
G160-0382138	BWE-203260		SCREW, sp, dog-pt, 5/16 NF x 1 3/16 (set, air brake hand control valve handle)	ea	1	(%)		X
H006-0504398		504398	SLEEVE, 2 3/8 x 1 1/16 (air brake hose connector)	ea	2	(%)	H-6,	X
H002-0538827		538827	SPRING, air brake hose coupling	ea	3	(%)	H-2,	X
G509-7744284	BWE-201499	7744284	TAG, emergency, air brake hose coupling	ea	2	(%)		X
G509-5142185	BWE-201500 WI-A13682X	A142185	TAG, service, air brake hose coupling	ea	2	(%)		X
G514-7540265	WI-C9467 BWE-215356	7540265	VALVE, air brake hand control, assembly	ea	1	(%)		X
H001-4167561		120368	NUT, hex, 5/16-24NF-2	ea	2	(%)	H-1,	X
H101-0215408		215408	SCREW, cap, 5/16-24NF-2 x 1	ea	2	(%)	H-1,	X
H001-7025711		120214	WASHER, lock, 5/16 in	ea	2	(%)	H-1,	X
H001-7043711		120393	WASHER, plain, 5/16 in	ea	2	(%)	H-1,	X
<b>GROUP 13—WHEELS, HUBS, AND DRUMS</b>								
<b>1311.1—Wheel Assembly (Equipped with 10.00-22 Tires)</b>								
H012-6109180		705155	CONE, tapered roller bearing, JAN 711-00596-3000 (includes rollers and cage, SR, 3.375 bore, 1.430 width) (Rear hub)	ea	8	(%)	H-12,	X
H012-6177560		705525	CONE, tapered roller bearing, JAN 711-52400-3000 (includes rollers and cage, TS, SR, 4.000 bore, 1.4219 width) (Front hub, outer)	ea	2	(%)	H-12,	X
H012-6188980		705563	CONE, tapered roller bearing, JAN 711-71450-3000 (includes rollers and cage, type TS, SR, 4.500 bore, 1.9375 width) (Front hub, inner)	ea	2	(%)	H-12,	X
G067-3140084	WI-318541 TD-1107C29	7085161	COVER, (rear) brake drum inspection hole (S, 1 1/4 x 1 3/4 x 1/16)	ea	4	(%)		X
H101-0214676		214676	SCREW, cap, 3/8-16NC-2 x 2 1/2	ea	4	(%)	H-1,	X
H001-7025741		120382	WASHER, lock, 3/8 in	ea	4	(%)	H-1,	X

SGV TD

(1) STOCK NO.	(2) MFR'S PART NO.	(3) ORDNANCE PART NO.	(4) DESCRIPTION	(5) UNIT OF ISSUE	(6) QTY INCORP IN UNIT	(7) ORGANIZATIONAL ALLOWANCES		(8) REFERENCE SYMBOLS
						CO, BTRY, OR TRP		
						NO. OF MAJOR ITEMS		
						1-18 (a)	19-48 (b)	
<b>ORGANIZATIONAL SPARE PARTS FOR TRUCK—Continued</b>								
<b>GROUP 13—WHEELS, HUBS, AND DRUMS—Continued</b>								
<b>1311.1—Wheel Assembly (Equipped With 10.00-22 Tires)—Continued</b>								
G508-5173068	WI-353039	A173068	COVER, front brake drum inspection hole-----	ea	2	(%)	(%)	X
H001-5451561	TD-1807B2	180016	SCREW, cap, 1/4-20NC-3 x 1/2-----	ea	2	(%)	(%)	H-1,
H001-7025681	-----	120380	WASHER, lock, 1/4 in-----	ea	2	(%)	(%)	H-1,
H012-6204400	-----	706691	CUP, tapered roller bearing, JAN 711-00592-1011 (SR, 6.00 OD, 1.1875 width) (Rear hub).-----	ea	8	(%)	(%)	H-12,
H012-6231350	-----	706910	CUP, tapered roller bearing, JAN 711-52637-1000 (SR, 6.375 OD, 1.0313 width) (Front hub, outer).-----	ea	2	(%)	(%)	X
H012-6235300	-----	706942	CUP, tapered roller bearing, JAN 711-71750-1000 (SR, 7.500 OD, 1.375 width) (Front hub, inner).-----	ea	2	(%)	(%)	X
G116-0301280	WI-394753	C72757	DRUM, brake, front wheel.-----	ea	2	(%)	(%)	X
G671-7001723	TD-3819Q17 WI-395524	7001723	DRUM, brake, rear wheel.-----	ea	4	(%)	(%)	X
G116-0301820	TD-3219K583 WI-394752	-----	HUB, front wheel, w/CUPS, assembly-----	ea	2	(%)	(%)	X
8500-A333A157	TD-A322C107 WI-387463	-----	HUB, rear wheel, w/CUPS, assembly (less STUDS)-----	ea	4	(%)	(%)	X
G116-0302300	TD-A333A157 WI-394749	7535087	NUT, jam, front wheel hub bearing adjusting nut.-----	ea	2	(%)	(%)	X
G671-7001724	WI-11064	B159554 7001724	NUT, jam, rear wheel hub bearing adjusting nut.-----	ea	4	(%)	(%)	X
H014-0537805	-----	537805	NUT, cap, hex, S, cd or zn-pltd, 1 1/8-16NF-2 (rear wheel stud, outer, right).-----	ea	20	(%)	(%)	H-14,
H014-0537804	-----	537804	NUT, cap, hex, S, od, 3/4-16NF-2, LH (front wheel hub stud)-----	ea	10	(%)	(%)	X
H014-0537803	-----	537803	NUT, cap, hex, S, od, 3/4-16NF-2 (front wheel hub stud)-----	ea	10	(%)	(%)	X
H014-0537808	-----	537808	NUT, cap hex S od 1 1/8-16NF-2 LH (rear wheel stud outer left)-	ea	20	(%)	(%)	X
H014-0537810	-----	537810	NUT cap S, cd or zn-pltd, 3/4-16NF-2, LH inner thread, 1 1/8-16NS-3 LH outer thread (rear wheel stud, inner, left).-----	ea	20	(%)	(%)	X

H014-0537809		537809	NUT, cap, S, cd or zn-pltd, 3/4-16NF-2, inner thread, 1 1/8-16NS-3 outer thread stud, inner, right (rear wheel stud, inner, right).	ea	20	(%)	(%)	H-14,	X
H101-0122403		122403	NUT, jam, 3/4-16NF-3 (front wheel hub stud (20), rear (40)).	ea	20	(%)	(%)	H-1,	X
G116-0302280	WI-394748	7535083	NUT, adjusting, front wheel hub bearing, w/PIN, assembly.	ea	2	(%)	(%)		X
G671-7001725	TD-A1827W49	B159553							
	WI-387101	7001725	NUT, adjusting, rear wheel hub bearing, inner, w/PIN, assembly.	ea	4	(%)	(%)		X
G116-0302600	TD-A14X15	B159523	RETAINER, front wheel hub bearing oil seal.	ea	2	(%)	(%)		X
8500-3105N14	TD-1829B158								
	WI-394747								
	TD-3105N14								
	WI-10950								
H001-5090641	WI-143193	120585	SCREW, mach, 1/4-20NC-2 x 5/8.	ea	4	(%)	(%)	H-1,	X
8500-3105L64	TD-3105L64								X
	COR-3105L64								
G514-7740914	BW-21863E5	7740914	RING, wheel, assembly (front and rear wheel).	ea	10	(%)	(%)		X
G116-0301340	WI-389495	B159537	SEAL, oil, front wheel hub bearing (felt).	ea	2	(%)	(%)		X
8500-3280K505	WI-394746								
	TD-5X328								
	WI-361268								
	TD-3280K505								
H014-0537856		537856	STUD, shoulder, alloy-S, 3/4-16NF-2 LH x 1 1/8 nut end x 3/4-16NF-2 x 1 1/8 stud end x 3 1/8 overall (front wheel hub, left).	ea	10	(%)	(%)	H-14,	X
H014-0537855		537855	STUD, shoulder, alloy-S, 3/4-16NF-2 x 1 1/8 nut end x 3/4-16NF-2 x 1 1/8 stud end x 3 1/8 overall (front wheel hub, right).	ea	10	(%)	(%)	H-14,	X
H014-0537858		537858	STUD, shoulder, alloy-S, 3/4-16NF-2 LH x 1 1/8 nut end x 3/4-16NF-2 x 1 1/8 stud end x 3 1/8 overall (rear wheel hub, left).	ea	20	(%)	(%)	H-14,	X
H014-0537857		537857	STUD, shoulder, alloy-S, 3/4-16NF-2 x 1 1/8 nut end x 3/4-16NF-2 x 1 1/8 stud end x 3 1/8 overall (rear wheel hub, right).	ea	20	(%)	(%)	H-14,	X
G116-0303620	WI-394751	7535089	WASHER, front wheel hub bearing jam nut.	ea	2	(%)	(%)		X
G532-0180653	TD-1829W153	B159560							
	WI-142689								
	TD-5X18								
G116-0303600	WI-394750	7535086	WASHER, rear wheel hub bearing (felt).	ea	4	(%)	(%)		X
G671-7007089	TD-1829V152	B159559							
	WI-370079	7007089	WASHER, front wheel hub bearing adjusting nut.	ea	2	(%)	(%)		X
	TD-1229V48								
G512-7378017	WI-C19987	7378017	WASHER, rear wheel bearing adjusting nut.	ea	4	(%)	(%)		X
	BW-24476								
H012-6109180		705155	WHEEL, front and rear, assembly.	ea	10	(%)	(%)		X
H012-5177560		705525							
<b>1311.3—Wheel Assembly (Equipped with 14.00-20 Tires, 20 Ply)</b>									
		705155	CONE, tapered roller bearing, JAN 711-00596-3000 (includes rollers and cage, SR, 3.375 bore, 1.430 width) (rear hub).	ea	8	(%)	(%)	H-12,	X
		705525	CONE, tapered roller bearing, JAN 711-52400-3000 (includes rollers and cage, SR, 4.000 bore, 1.4219 width) (front hub, outer).	ea	2	(%)	(%)	H-12,	X



(1) STOCK NO.	(2) MFR'S PART NO.	(3) ORDNANCE PART NO.	(4) DESCRIPTION	(5) UNIT OF ISSUE	(6) QTY INCORP IN UNIT	(7) ORGANIZATIONAL ALLOWANCES		(8) REFERENCE SYMBOLS
						CO, BTRY, OR TRP		
						NO. OF MAJOR ITEMS		
						1-18 (a)	19-48 (b)	
<b>ORGANIZATIONAL SPARE PARTS FOR TRUCK—Continued</b>								
<b>GROUP 13—WHEELS, HUBS, AND DRUMS—Continued</b>								
<b>1311.3—Wheel Assembly (Equipped With 14.00-20 Tires 20 Ply)—Continued</b>								
H012-6188980		705563	CONE, tapered roller bearing, JAN 711-71450-30000 (includes rollers and cage, SR, 4.500 bore, 1.9375 width) (front hub, inner).	ea	2	(%)	(%)	H-12, X
G508-5173068	TD-1807B2 WI-353039	A173068	COVER, front brake drum inspection hole	ea	2	(%)	(%)	X
H001-5454561		180016	SCREW, cap, 1/4-20NC-3 x 1/2	ea	2	(%)	(%)	X
H001-7025681		120380	WASHER, lock, 1/4 in	ea	2	(%)	(%)	X
G067-3140084	TD-1107C29 WI-318541	7085161	COVER (rear), brake drum inspection hole (S, 1 1/4 x 1 3/4 x 1/6)	ea	4	(%)	(%)	X
H101-0214676		214676	SCREW, cap, 3/8-16NC-2 x 2 1/2	ea	4	(%)	(%)	X
H001-7025741		120382	WASHER, lock, 3/8 in	ea	4	(%)	(%)	X
H012-6204400		706691	CUP, tapered roller bearing, JAN 711-00592-1000, SR, 6.000 OD, 1.1875 width) (rear hub).	ea	8	(%)	(%)	X
H012-6231350		706910	CUP, tapered roller bearing, JAN 711-52637-1000 (SR, 6.375 OD, 1.0313 width) (front hub, outer).	ea	2	(%)	(%)	X
H012-6235300		706942	CUP, tapered roller bearing, JAN 711-71750-1000 (SR, 7.500 OD, 1.375 width) (front hub, inner).	ea	2	(%)	(%)	X
G514-5617211		C117211	DISK, wheel	ea	7	(%)	(%)	X
G116-0301280	TD-3819Q17 WI-394753	C72757	DRUM, brake, front	ea	2	(%)	(%)	X
G116-7044119	BW-48415E	7044119	BOLT, shoulder	ea	20	(%)	(%)	X
G541-5172806		A172806	NUT, lock, hex, reg, s-fin, S, 3/4-16NF-2	ea	20	(%)	(%)	X
G671-7001723	TD-3219K583 WI-395524	7001723	DRUM, brake, rear	ea	4	(%)	(%)	X
G116-7044119	BW-48415E	7044119	BOLT, shoulder	ea	40	(%)	(%)	X
G541-5172806		A172806	NUT, lock, hex, reg, s-fin, S, 3/4-16NF-2	ea	40	(%)	(%)	X
G512-7042869	BW-48233D	7042869	HUB, front, left, w/CUPS and STUDS, assembly	ea	1	(%)	(%)	X
G512-7042870	BW-48232D	7042870	HUB, front, right, w/CUPS and STUDS, assembly	ea	1	(%)	(%)	X
G512-7042766		7042765	HUB, rear, left, w/CUPS and STUDS, assembly	ea	2	(%)	(%)	X
1300-48236D	BW-48236D	7042766	HUB, rear, right, w/CUPS and STUDS, assembly	ea	2	(%)	(%)	X

G116-0302280	TD-A1827W49	7535083	NUT, adjusting, front hub bearing, w/PIN, assembly	ea	2	(%)	(%)	X
G671-7001725	WI-394748 TD-A14X15 WI-387101	B159553 7001725	NUT, adjusting, rear hub bearing, inner, w/PIN, assembly	ea	4	(%)	(%)	X
H014-0537804		537804	NUT, cap, hex, S, od, 3/4-16NF-2, LH (left front wheel stud)	ea	10	(%)	(%)	H-14, X
H014-0537803		537803	NUT, cap, hex, S, od, 3/4-16NF-2 (right front wheel stud)	ea	10	(%)	(%)	H-14, X
H014-0537810		537810	NUT, cap, S, cd or zn-pltd, 3/4-16NF-2 LH inner thread, 1 1/8-16NS-3, LH outer thread (Rear wheel stud, inner, left) (Used with STUD, 537858).	ea	20	(%)	(%)	H-14, X
H014-0537809		537809	NUT, cap, S, cd or zn-pltd, 3/4-16NF-2 inner thread, 1 1/8-16NS-3 outer thread (rear wheel stud, inner, right) (Used with STUD, 537857).	ea	20	(%)	(%)	H-14, X
H014-0537808		537808	NUT, cap, hex, S, od, 1 1/8-16NF-2, LH (Rear wheel stud, outer, left) (Used with STUD, 537858).	ea	20	(%)	(%)	H-14, X
H014-0537805		537805	NUT, cap, hex, S, cd or zn-pltd, 1 1/8-16NF-2 (Rear wheel stud, outer, right) (Used with STUD, 537857).	ea	20	(%)	(%)	H-14, X
G116-0302300	WI-394749	7535087 B159554	NUT, jam, front hub bearing adjusting nut	ea	2	(%)	(%)	X
G671-7001724	WI-11064	7001724	NUT, jam, rear hub bearing adjusting nut	ea	4	(%)	(%)	X
D032-0207434	BW-47693E7	A240342	NUT, safety, S, 3/4-16NF-2 (front wheel stud to hub (20), rear wheel (40)).	ea	60	(%)	(%)	X
G116-0302600	TD-1829B158 WI-394747	B159523	RETAINER, front hub bearing oil seal	ea	2	(%)	(%)	X
8500-3105L64	TD-3105L64 WI-143193		RETAINER, rear hub bearing oil seal, inner	ea	4	(%)	(%)	X
8500-3105N14	TD-3105N14 WI-10950		RETAINER, rear hub bearing oil seal, outer	ea	4	(%)	(%)	X
H001-5090641		120585	SCREW, mach, 1/4-20NC-2 x 5/8	ea	4	(%)	(%)	H-1, X
G116-5246775		B246775	RIM and BOLT, assy (wheel)	ea	7	(%)	(%)	X
C039-5591161		C91161	RING, tire wheel	ea	7	(%)	(%)	X
G116-6246776		B246776	STUD	ea	126	(%)	(%)	X
H001-4167780		102640	NUT, hex, 3/4-10NC-2	ea	126	(%)	(%)	H-1, X
H013-0500202		500202	SEAL, oil, type MLS, 4 x 5.756 x 7/8 (Used with HUB, 7042870, 7042869 (2), HUB, 7042765, 7042766 (4)).	ea	6	(%)	(%)	H-13, X
8500-3280K505	TD-3280K505 WI-361268		SLINGER, oil, rear brake	ea	4	(%)	(%)	X
H014-0537918		537918	STUD, shoulder, alloy-S, 1 1/8-16N-3, LH x 1 13/32 nut end x 3/4-16NF-2 x 1 7/8 stud end x 3 15/32 overall (Left front wheel) (disk to hub).	ea	10	(%)	(%)	H-14, X
H014-0537917		537917	STUD, shoulder, alloy-S, 1 1/8-16N-3 x 1 13/32 nut end x 3/4-16NF-2 x 1 7/8 stud end x 3 15/32 overall (right front wheel) (disk to hub).	ea	10	(%)	(%)	H-14, X
H014-0537858		537858	STUD, shoulder, alloy-S, 3/4-16NF-2 LH x 1 11/32 nut end x 3/4-16NF-2 x 1 15/16 stud end x 3 15/32 overall (left rear wheel) (disk to hub).	ea	20	(%)	(%)	H-14, X
H014-0537857		537857	STUD, shoulder, alloy S, 3/4-16NF-2 x 1 11/32 nut end x 3/4-16NF-2 x 1 15/16 stud end x 3 15/32 overall (right rear wheel) (disk to hub).	ea	20	(%)	(%)	H-14, X
G116-0303600	TD-1829V152 WI-394750	7535086	WASHER, front hub bearing adjusting nut	ea	2	(%)	(%)	X

(1) STOCK NO.	(2) MFR'S PART NO.	(3) ORDNANCE PART NO.	(4) DESCRIPTION	(5) UNIT OF ISSUE	(6) QTY INCORP IN UNIT	(7) ORGANIZATIONAL ALLOWANCES		(8) REFERENCE SYMBOLS	
						CO, BTRY, OR TRP			
						NO. OF MAJOR ITEMS			
						1-18 (a)	19-48 (b)		
			<b>ORGANIZATIONAL SPARE PARTS FOR TRUCK—Continued</b>						
			<b>GROUP 13—WHEELS, HUBS, AND DRUMS—Continued</b>						
			<b>1311.3—Wheel Assembly (Equipped With 14.00-20 Tires, 20 Ply)—Continued</b>						
G1116-0303620	TD-1829W153 WI-394751	7535089 B159560	WASHER, front hub bearing jam nut-----	ea	2	(%)	(%)	X	
G671-7007089	TD-1229V48 WI-370079	7007089	WASHER, rear hub bearing adjusting nut-----	ea	4	(%)	(%)	X	
			<b>1311.5—Wheel Assembly (Equipped with 14.00-20 Tires, 12 Ply)</b>						
H012-6109180	-----	705155	CONE, tapered roller bearing, JAN 711-00596-3000 (includes rollers and cage, SR, 3.375 bore, 1.430 width) (rear hub).	ea	8	(%)	(%)	X	H-12,
H012-6177560	-----	705525	CONE, tapered roller bearing, JAN 711-52400-3000 (includes rollers and cage, SR, 4.000 bore, 1.4219 width) (front hub, outer).	ea	2	(%)	(%)	X	H-12,
H012-6188980	-----	705563	CONE, tapered roller bearing, JAN 711-71450-3000 (includes rollers and cage, SR, 4.500 bore, 1.9375 width) (front hub, inner).	ea	2	(%)	(%)	X	H-12,
G067-3140084	TD-1107C29 WI-318541	7085161	COVER (rear) brake drum inspection hole (S, 1 1/4 x 1 3/4 x 1/16)-----	ea	4	(%)	(%)	X	
H101-0214676	-----	214676	SCREW, cap, 3/8-16NC-2 x 2 1/2-----	ea	4	(%)	(%)	X	H-1,
H001-7025741	-----	120382	WASHER, lock, 3/8 in-----	ea	4	(%)	(%)	X	H-12,
G508-5173068	TD-1807B2 WI-353039	A173068	COVER, front brake drum inspection hole-----	ea	2	(%)	(%)	X	
H001-5451561	-----	180016	SCREW, cap, 1/4-20NC-3 x 1/2-----	ea	2	(%)	(%)	X	H-1,
H001-7025681	-----	120380	WASHER, lock, 1/4 in-----	ea	2	(%)	(%)	X	H-1,
H012-6204400	-----	706691	CUP, tapered roller bearing, JAN 711-00592-1000 (SR, 6.000 OD, 1.1875 width) (rear hub).	ea	8	(%)	(%)	X	H-12,
H012-6231350	-----	706910	CUP, tapered roller bearing, JAN 711-52637-1000 (SR, 6.3750 OD, 1.0313 width) (front hub, outer).	ea	2	(%)	(%)	X	H-12,
H012-6235300	-----	706942	CUP, tapered roller bearing, JAN 711-71750-1000 (SR, 7.5000 OD, 1.375 width) (front hub, inner).	ea	2	(%)	(%)	X	H-12,
1300-F47510D	-----	7044108	DISK, w/RIM, assembly-----	ea	11	(%)	(%)	X	

Part Number	Part Name	Quantity	Unit	Material	Notes
G116-0301280	DRUM, brake, front	2	ea		
G116-7044119	BOLT, shoulder	20	ea		
G541-5172806	NUT, lock, hex, reg, s-fin, S, 3/4-16NF-2	20	ea		
G671-7001723	DRUM, brake, rear	4	ea		
G116-7044119	BOLT, shoulder	40	ea		
G541-5172806	NUT, lock, hex, reg, s-fin, S, 3/4-16NF-2	40	ea		
G512-7042869	HUB, front left, w/CUPS and STUDS, assembly	1	ea		
G512-7042870	HUB, front, right, w/CUPS and STUDS, assembly	1	ea		
G512-7042766	HUB, rear, right, w/CUPS and STUDS, assembly	2	ea		
G512-7042765	HUB, rear, left, w/CUPS and STUDS, assembly	2	ea		
G116-0302280	NUT, adjusting, front hub bearing, w/PIN, assembly	2	ea		
G671-7001725	NUT, adjusting, rear hub bearing, inner, w/PIN, assembly	4	ea		
H014-0537804	NUT, cap, hex, S, od, 3/4-16NF-2, LH (left front wheel stud)	10	ea		H-14,
H014-0537803	NUT, cap, hex, S, o.i, 3/4-16NF-2 (right front wheel stud)	10	ea		H-14,
H014-0537810	NUT, cap, S, cd or zn-pltd, 3/4-16NF-2 LH inner thread, 1 1/8-16NS-3 LH thread (rear wheel stud, inner, left) (Used with STUD, 537858).	20	ea		H-14,
H014-0537809	NUT, cap, S, cd or zn-pltd, 3/4-16NF-2 inner thread, 1 1/8-16NS-3 outer thread (rear wheel stud, inner, right) (Used with STUD, 537857).	20	ea		H-14,
H014-0537803	NUT, cap, hex, S, od, 1 1/8-16NF-2 LH (rear wheel stud, outer, left) (Used with STUD, 537858).	20	ea		H-14,
H014-0537805	NUT, cap, hex, S, cd or zn-pltd, 1 1/8-16NF-2 (rear wheel stud, outer, right) (Used with STUD, 537857).	20	ea		H-14,
G116-0302300	NUT, jam, front hub bearing adjusting nut	2	ea		
G671-7001724	NUT, jam, rear hub bearing adjusting nut	4	ea		
D032-0207434	NUT, safety, S, 3/4-16NF-2, front wheel stud to hub (20), rear wheel (40).	60	ea		
G116-0302600	RETAINER, front hub bearing oil seal	2	ea		
8500-3105L64	RETAINER, rear hub bearing oil seal, inner	4	ea		
8500-3105N14	RETAINER, rear hub bearing oil seal, outer	4	ea		
H001-5090641	SCREW, mach, 1/4-20NC-2 x 5/8	4	ea		H-1,
C039-5591161	RING, tire, wheel	11	ea		
H001-4167780	NUT, hex, 3/4-10NC-2	198	ea		H-1,
G116-6246776	STUD	198	ea		
H013-0500202	SEAL, oil, type MLS, 4 x 5.756 x 7/8 (Used with HUB, 7042870, 7042869 (2), HUB, 7042765, 7042766 (4) ).	6	ea		H-13,
8500-3280K505	SLINGER, oil, rear brake	4	ea		

(1) STOCK NO.	(2) MFR'S PART NO.	(3) ORDNANCE PART NO.	(4) DESCRIPTION	(5) UNIT OF ISSUE	(6) QTY INCORP IN UNIT	(7) ORGANIZATIONAL ALLOWANCES		(8) REFERENCE SYMBOLS
						CO. BTRY. OR TRP		
						NO. OF MAJOR ITEMS		
						1-18 (a)	19-48 (b)	
<b>ORGANIZATIONAL SPARE PARTS FOR TRUCK—Continued</b>								
<b>GROUP 13—WHEELS, HUBS, AND DRUMS—Continued</b>								
<b>1311.5—Wheel Assembly (Equipped with 14.00-20 Tires, 12 Ply)—Continued</b>								
H014-0537918	-----	537918	STUD, shoulder, alloy-S, 1 1/8-16N-3, LH x 1 13/32 nut end x 3/4-16NF-2 x 1 7/8 stud end x 3 15/32 overall (left front wheel) (disk to hub).	ea	10	(%)	(%)	H-14, X
H014-0537917	-----	537917	STUD, shoulder, alloy-S, 1 1/8-16N-3 x 1 13/32 nut end x 3/4-16NF-2 x 1 7/8 stud end x 3 15/32 overall (right front wheel) (disk to hub).	ea	10	(%)	(%)	H-14, X
H014-0537858	-----	537858	STUD, shoulder, alloy-S, 3/4-16NF-2 LH x 1 11/32 nut end x 3/4-16NF-2 x 1 15/16 stud end x 3 15/32 overall (left rear wheel) (disk to hub).	ea	20	(%)	(%)	H-14, X
H014-0537857	-----	537857	STUD, shoulder, alloy-S, 3/4-16NF-2 x 1 11/32 nut end x 3/4-16NF-2 x 1 15/16 stud end x 3 15/32 overall (right rear wheel) (disk to hub).	ea	20	(%)	(%)	H-14, X
G116-0303600	TD-1829V152 WI-394750	7535086 B159559	WASHER, front hub bearing adjusting nut-----	ea	2	(%)	(%)	X
G116-0303620	TD-1829W153 WI-394751	7535089 B159560	WASHER, front hub bearing jam nut-----	ea	2	(%)	(%)	X
G671-7007089	TD-1229V48 WI-370079	7007089	WASHER, rear hub bearing adjusting nut-----	ea	4	(%)	(%)	X
<b>1313.1—Tires, and Tubes (10.00-22)</b>								
H014-0520944	-----	520944	CAP, tire valve, screwdriver type-----	ea	10	(%)	(%)	H-14, X
H014-0501229	-----	501229	CORE, tire valve-----	ea	11	(%)	(%)	H-14, X
H014-0515420	-----	515420	TIRE, pneumatic, truck and bus, 12 ply, mud and snow tread, 10.00-22 (new) (Used with wheel, BW-24476).	ea	10	1	1	H-14, X
H014-0519530	-----	519530	TUBE, pneumatic tire, truck and bus, 9.75/10.00-20 (new)-----	ea	10	2	2	H-14, X
<b>1313.3—Tires, Tubes, and Beadlock (14.00-20 Tires, 20 Ply)</b>								
H014-0520941	-----	520941	BEADLOCK, combat tire, hinge type, 10.00CW-20 rim (for 12.00-20 and 14.00-20 tires, both 16 and 20 ply).	ea	7	(%)	(%)	H-14, X
H014-0520944	-----	520944	CAP, tire valve screwdriver type-----	ea	7	(%)	(%)	H-14, X
H014-0501229	-----	501229	CORE, tire valve-----	ea	7	(%)	(%)	H-14, X

H014-0515020	515020	TIRE, pneumatic, truck and bus, 20 ply, mud and snow tread, 14.00-20 (new) (Used with DISK, C117211, RIM, B246775).	ea	7	1	1	H-14,	X	
H014-0519464	519464	TUBE, pneumatic tire, truck and bus, 14.00-20 (No. ST-20) (new)	ea	7	2	2	H-14,	X	
H014-0520946	520946	<b>1313.5—Tires, Tubes, and Beadlock (14.00-20 Tires, 12 Ply)</b> BEADLOCK, combat tire, hinged type, 10.00CW-20 rim (for 14.00-20 12-ply tires).	ea	11	(%)	(%)	H-14,	X	
H014-0520944	520944	CAP, tire valve, screwdriver type	ea	11	(%)	(%)	H-14,	X	
H014-0501229	501229	CORE, tire valve	ea	11	(%)	(%)	H-14,	X	
H014-0515060	515060	TIRE, pneumatic, truck and bus, 12 ply, mud and snow tread, 14.00-20 (new).	ea	11	1	1	H-14,	X	
H014-0519464	519464	TUBE, pneumatic tire, truck and bus, 14.00-20 (No. ST-20) (new) (valve TR-179).	ea	11	2	2	H-14,	X	
<b>GROUP 14—CONTROLS</b>									
<b>1401.1—Steering Drag Link</b>									
45-F-448-200	45-F-448-200	FITTING, lubricating, hydraulic type, 1/8-27NPT, male (drag link)	ea	2	(%)	(%)	H-16,	X	
G690-7038521	7038521	LINK, drag, steering, assembly	ea	1	(%)	(%)		X	
H001-0811181	103414	PIN, cotter, 3/16 x 2 3/4 (ball seat adjusting plug)	ea	2	(%)	(%)	H-1,	X	
<b>1401.3—Steering Tie Rod</b>									
45-F-448-200	45-F-448-200	FITTING, lubricating, hydraulic type, 1/8-27NPT, male (end bolt)	ea	2	(%)	(%)	H-16,	X	
H001-0811054	103387	PIN, cotter, 1/8 x 1 1/2 (tie rod end bolt)	ea	2	(%)	(%)	H-1,	X	
H101-0103720	103720	PIN, stght, 3/16 x 1/2 (tie rod end bolt)	ea	2	(%)	(%)	H-1,	X	
G116-0302720	B159517	ROD, tie, steering, w/o ENDS (Issue until stock is exhausted, then use ROD, TD-A3902R18).	ea	1	---	(†)		X	
G509-0370609	---	ROD, tie, steering, w/ENDS, assembly (Issue only when stock on ROD, B159517 has been exhausted).	ea	1	(%)	(%)		X	
<b>1401.5—Steering Gear</b>									
G514-7373049	7373049	ARM, Pitman, w/integral BALL	ea	1	(%)	(%)		X	
G116-1714898	---	NUT, locking, 1 1/4-12NF-2 (Issue until stock is exhausted, then use NUT, 219792).	ea	1	---	(†)		X	
H101-0219792	219792	NUT, jam, 1 1/4-12NF-2	ea	1	(%)	(%)	H-1,	X	
H101-0131050	131050	WASHER, lock, 1 1/4 in.	ea	1	(%)	(%)	H-1,	X	

(1) STOCK NO.	(2) MFR'S PART NO.	(3) ORDNANCE PART NO.	(4) DESCRIPTION	(5) UNIT OF ISSUE	(6) QTY INCRP IN UNIT	(7) ORGANIZATIONAL ALLOWANCES		(8) REFERENCE SYMBOLS
						CO, BTRY, OR TRP		
						NO. OF MAJOR ITEMS		
						1-18 (a)	19-48 (b)	
<b>ORGANIZATIONAL SPARE PARTS FOR TRUCK—Continued</b>								
<b>GROUP 14—CONTROLS—Continued</b>								
<b>1401.5—Steering Gear—Continued</b>								
G690-7091774	RG-T75110	7091774	GEAR, steering, assembly (Issue until stock is exhausted, then use GEAR, RG-T75143).	ea	1		(†)	X
G690-7091774	WI-390905 RG-T75143	7091774	GEAR, steering, assembly (Issue only when stock on GEAR, RG-T75110 has been exhausted).	ea	1	(%)	(%)	X
G085-1414730	WI-390905 RG-025006 WI-V2043X		NUT, lock, Pitman shaft adjusting screw (3/4-16NC-2 (In side cover) -	ea	1	(%)	(%)	X
H006-0283915	RG-021020	219200	PLUG, pipe, 1/2 in (housing filler (1), drain (1) )	ea	2	(%)	(%)	X
G509-7365910	WI-V2042X RG-404811	7365910	SCREW, adjusting, Pitman shaft (3/4-16NF x 1 1/4) (In side cover) -	ea	1	(%)	(%)	X
G512-7521091	RG-404811	7521091	WHEEL, steering (Tenite, 22 in) 3					X
G116-1714899	WI-400984 RG-E20 WI-V583X		NUT, steering wheel (1-20NF-2)	ea	1	(%)	(%)	X
<b>GROUP 15—FRAME AND BRACKETS</b>								
<b>1503—Towing Pintles</b>								
G508-6012694	TD-2847G163 WI-396110	6012694	LATCH, rear (towing) pintle	ea	2	(%)	(%)	X
H101-0223659	TD-1846Y51	223659	BOLT, hex-hd, 5/16-24NF-2 x 1 1/4	ea	2	(%)	(%)	X
G085-3738713	WI-396109	7698551	PIN (pivot) pintle latch, rear	ea	2	(%)	(%)	X
H001-7025711	TD-3897L142	120214	WASHER, lock, 5/16 in	ea	2	(%)	(%)	X
G185-7061815	WI-396115	7061815	LOCK, towing pintle	ea	2	(%)	(%)	X
G160-0124229	TD-15X214	7061872	BOLT, sp, hex, S, 1-14NF-2 x 5 overall	ea	2	(%)	(%)	X
H101-0503520		503520	NUT, jam, 1-14NF-2	ea	2	(%)	(%)	X
H001-0811056		103389	PIN, cotter, 1/8 x 2	ea	2	(%)	(%)	X

G514-7740934	TD-4887S45	7740934	PINTLE, towing, front	ea	1	(%)	(%)	X
G547-7698951	WI-396119 TD-T19F WI-391946	7698951	PINTLE, towing, front, assembly	ea	1	(%)	(%)	X
G185-7061866	TD-1827C81	7061866	NUT, sp, hex, sltd, S, 1 5/8-5 1/2-NS	ea	1	(%)	(%)	X
H001-0811094	WI-396108	108566	PIN, cotter, 7/8 x 3	ea	2	(%)	(%)	X
G160-0442983	TD-4887P42	7326170	WASHER	ea	1	(%)	(%)	X
G678-7326170	WI-396118		PINTLE, towing, rear	ea	1	(%)	(%)	X
G160-0314814	TD-1827X128 WI-396107		NUT, slotted, hex, 1 3/4-5NC-2, sp	ea	1	(%)	(%)	X
H001-0811094	TD-1829Z390	108566	PIN, cotter, 7/8 x 3	ea	2	(%)	(%)	X
G160-0442983	TD-T19C		WASHER	ea	1	(%)	(%)	X
8500-T-19C	WI-391947		PINTLE, towing, rear, assembly	ea	1	(%)	(%)	X
H006-0283920	TD-3877S45	219302	PLUG, pipe, 3/4 in (Rear towing pintle housing)	ea	1	(%)	(%)	X
G116-1782827	TD-3877L90	7538856	SEAT, rear towing pintle compression spring, inner	ea	1	(%)	(%)	X
G535-7538856	TD-2858N66		SEAT, rear towing pintle compression spring, outer	ea	1	(%)	(%)	X
G116-1789810	WI-396112		SPRING, compression, rear towing pintle	ea	1	(%)	(%)	X
G508-5005862	TD-2858P42 WI-396111	5005862	SPRING, pintle latch lock (sp, S, 1/2 thk)	ea	2	(%)	(%)	X
<b>1506—Fifth Wheel</b>								
G510-7698927	DSF-2FWU330Q	7698927	BASE, fifth wheel (33 in)	ea	1	(%)	(%)	X
G510-7698302	DSF-2FWU6765	7698302	BEAM, walking	ea	1	(%)	(%)	X
H016-0504201		504201	ELBOW, lubr, 45 deg, 1/8NPT, male and female (lateral shaft (2), sub-base (2) and walking beam (2) ).	ea	6	(%)	(%)	X
H016-0504202		504202	ELBOW, lubr, 90 deg, 1/8NPT, male and female (coupler jaw pin)	ea	2	(%)	(%)	X
H016-0504208		504208	FITTING, lubr, 1/8NPT, male (coupler jaw pin (2), lateral shaft (2), sub-base (2) and walking beam (2) ).	ea	8	(%)	(%)	X
G708-7068179		7068179	JAW, coupler, left	ea	1	(%)	(%)	X
G708-7068180	DSF-FWZ3010R	7068180	JAW, coupler, right	ea	1	(%)	(%)	X
G600-0338703	DSF-FWZ3011	9046V	PIN	ea	2	(%)	(%)	X
H001-0811104		103425	PIN, cotter, 1/4 x 2 3/4	ea	2	(%)	(%)	X
G744-7409878	DSF-FW3022	9108V	WASHER	ea	4	(%)	(%)	X
G510-7698306	DSF-2FWU3015	7698306	LATCH, lock plunger	ea	1	(%)	(%)	X
H101-0426911		426911	NUT, slotted, 1/2-13NC-2	ea	1	(%)	(%)	X
H001-0811056		103389	PIN, cotter, 1/8 x 2	ea	1	(%)	(%)	X
G676-7347169	DSF-SD5240S	7347169	STUD	ea	1	(%)	(%)	X
G744-7409881	DSF-FWX3019	9103V	LATCH, safety, plunger	ea	1	(%)	(%)	X
G744-7067974	DSF-FWX3018	7067974	SCREW, sp, hex-hd, 5/8 diam body, S, cd-pltd, 1/2-13NC-2 x 1 13/32 overall.	ea	1	(%)	(%)	X



(1) STOCK NO.	(2) MFR'S PART NO.	(3) ORDNANCE PART NO.	(4) DESCRIPTION	(5) UNIT OF ISSUE	(6) QTY INCORP IN UNIT	(7) ORGANIZATIONAL ALLOWANCES		(8) REFERENCE SYMBOLS
						CO, BTRY, OR TRP		
						NO. OF MAJOR ITEMS		
						1-18 (a)	19-48 (b)	
<b>ORGANIZATIONAL SPARE PARTS FOR TRUCK—Continued</b>								
<b>GROUP 15—FRAME AND BRACKETS—Continued</b>								
<b>1506—Fifth Wheel—Continued</b>								
G708-5328463	DSF-FWX308	A328463	LEVER, operating, lock plunger	ea	1	(%)	(%)	X
H101-0426911	-----	426911	NUT, slotted, 1/2-13NC-2	ea	1	(%)	(%)	X
H001-0811056	-----	103389	PIN, cotter, 1/8 x 2	ea	1	(%)	(%)	X
G510-7698305	DSF-5240S1	7698305	STUD	ea	1	(%)	(%)	X
G514-7386618	-----	7386618	PLATE, adapter, left	ea	1	(%)	(%)	X
G514-7386619	-----	7386619	PLATE, adapter, right	ea	1	(%)	(%)	X
G690-7099451	DSF-FWU306	7099451	PLUNGER, lock, assembly	ea	1	(%)	(%)	X
H101-0426911	-----	426911	NUT, slotted, 1/2-13NC-2	ea	1	(%)	(%)	X
H001-0811056	-----	103389	PIN, cotter, 1/8 x 2	ea	1	(%)	(%)	X
G744-7409880	DSF-SD3023	7409880	STUD	ea	1	(%)	(%)	X
		9049V						
G744-7409885	DSF-FWX3020	09107V	WASHER	ea	1	(%)	(%)	X
G744-7009490	DSF-FWU305QA	7009490	SHAFT, lateral	ea	1	(%)	(%)	X
G744-7039130	DSF-FWU305Q	7039130	SHAFT, walking beam	ea	1	(%)	(%)	X
H101-0120374	-----	120374	NUT, plain, 3/8-16NC-2	ea	1	(%)	(%)	X
H101-0213758	-----	213758	SCREW, cap, 3/8-16NC-2 x 3 3/4	ea	1	(%)	(%)	X
H001-7025741	-----	120382	WASHER, lock, 3/8 in	ea	1	(%)	(%)	X
G514-7386623	-----	7386623	SPACER, tail end support	ea	2	(%)	(%)	X
G744-7409901	DSF-SP112512	7409901	SPRING, compression, lock plunger	ea	1	(%)	(%)	X
		9042V						
H101-0131101	-----	131101	WASHER, lock, 1/2 in	ea	2	(%)	(%)	X
G744-7409902	DSF-SP33	7409902	SPRING, leveling	ea	1	(%)	(%)	X
		9112V						
G744-7409903	DSF-SP582	7409903	SPRING, lock plunger latch	ea	1	(%)	(%)	X
		9101V						
G514-7386622	-----	7386622	SUPPORT, tail end	ea	1	(%)	(%)	X
H101-0223712	-----	223712	BOLT, hex-hd, 1/2-20NF-2 x 3 1/4	ea	2	(%)	(%)	X
H001-4027581	-----	214267	NUT, hex, 1/2-20NF-2	ea	2	(%)	(%)	X
G510-7089514	DSF-FWU6786	7089514	WEDGE, adjusting	ea	2	(%)	(%)	X
H001-4167800	-----	103031	NUT, plain, 3/4-16NF-2	ea	2	(%)	(%)	X



(1) STOCK NO.	(2) MFR'S PART NO.	(3) ORDNANCE PART NO.	(4) DESCRIPTION	(5) UNIT OF ISSUE	(6) QTY INCRP IN UNIT	(7) ORGANIZATIONAL ALLOWANCES		(8) REFERENCE SYMBOLS
						CO, BTRY, OR TRP		
						1-18 (a)	19-48 (b)	
<b>ORGANIZATIONAL SPARE PARTS FOR TRUCK—Continued</b>								
<b>GROUP 16—SPRINGS AND SHOCK ABSORBERS—Continued</b>								
<b>1601.1—Front Springs—Continued</b>								
G514-0389792	WI-391990		SPRING, front, w/BEARINGS, assembly	ea	2	(%)	(%)	X
G642-7365722	SPC-WI44C SPC-WI46-2 WI-403061	7365722	WASHER, center bolt	ea	2	(%)	(%)	X
H001-7025741		120382	WASHER, lock, 3/8 in (spring clip plow bolt)	ea	8	(%)	(%)	X
H001-7025771		120383	WASHER, lock, 7/16 in (front bracket clamping bolt)	ea	4	(%)	(%)	X
H001-7025801		120384	WASHER, lock, 1/2 in (shackle clamping bolt)	ea	4	(%)	(%)	X
H101-0131144		131144	WASHER, lock, 1 in (U-bolt)	ea	8	(%)	(%)	X
G514-7701071	WI-B22361X	7701071	WASHER, spacing, front spring to bracket rear pin	ea	(‡)	(%)	(%)	X
G160-0442961	WI-B22375X		WASHER, spacing, shackle bolt	ea	(‡)	(%)	(%)	X
<b>1601.3—Rear Springs</b>								
G514-7540300	TD-1825B2	7540300	BEARING, bushing type, spring seat	ea	4	(%)	(%)	X
G512-7039043	WI-361273 MAR-CB57N	7039043	BOLT, center, w/NUT, assembly	ea	2	(%)	(%)	X
G512-7039045	WI-408533 MAR-RCB42	7039045	BOLT, plow, w/NUT, assembly	ea	8	(%)	(%)	X
G642-7365259	WI-422520 SPC-W-143-3	7365259	BOLT, spring clip, 1/2 x 6 in lg	ea	8	(%)	(%)	X
G514-7373425	WI-398392 WI-419748	7373425	BOLT, "U", spring pad	ea	4	(%)	(%)	X
G514-7534958	TD-A3280A1145	7534958	CARTRIDGE, spring seat connecting tube, assembly	ea	4	(%)	(%)	X
G547-7340509	WI-91185 MAR-FC152B	7340509	CLIP, w/BOLT, NUT and SPACER, inner, assembly	ea	4	(%)	(%)	X
G547-7340508	WI-408534 MAR-FC176B	7340508	CLIP, w/NUT, BOLT and SPACER, outer, assembly	ea	4	(%)	(%)	X
G514-7540299	WI-408532 TD-MPS158 WI-408638	7540299	KIT, repair, spring seat connecting tube packing	ea	(‡)	(%)	(%)	X

Part Number	Part Name	Quantity	Unit	Material	Notes	Percentage	Material	Percentage	Material	Percentage
	Consists of:									
	2 PACKING, seat connecting tube, inner									
	2 PACKING, seat connecting tube, outer									
	2 SEAL, spring seat (Cork)									
	2 WASHER, oil seal dowel hole									
	LEAF, No. 1 (main)	2	ea			(%)				X
	LEAF, No. 2	2	ea			(%)				X
	LOCK, rocker arm retaining nut (spring seat connecting tube adjusting nut).	2	ea			(%)				X
	NUT, hex, 1/2-20NF-2 (clip bolt)	8	ea			(%)				X
	NUT, hex, 5/8-18NF-2 (Spring seat connecting tube adjusting nut clamping bolt).	2	ea			(%)				X
	NUT, rocker arm retaining (adjusting, spring seat connecting tube)	2	ea			(%)				X
	PIN, spring seat connecting tube packing washer	2	ea			(%)				X
	PLUG, pipe, 3/4 in (oil filler seat connecting tube)	2	ea			(%)				X
	SCREW, cap, 5/8-18NF-3 x 3 3/4 (clamping, spring seat connecting tube adjusting nut).	2	ea			(%)				X
	SCREW, clamping, spring seat	4	ea			(%)				X
	SEAT, spring, w/BEARING, assembly	2	ea			(%)				X
	SEAT, U-bolt	2	ea			(%)				X
	SPACER, clip bolt	8	ea			(%)				X
	SPRING, rear, assembly (White 666)	2	ea			(%)				X
	BOLT, "U"	4	ea			(%)				X
	NUT, hex, 1 1/4-12NF-2	8	ea			(%)				X
	WASHER, lock, 1 1/4 in	8	ea			(%)				X
	TUBE, connecting, seat assembly	1	ea			(%)				X
	WASHER center bolt (cupped)	2	ea			(%)				X
	WASHER lock, 5/8 in (Spring seat clamping screw (2) adjusting nut clamping screw (2) )	4	ea			(%)				X

(1) STOCK NO.	(2) MFR'S PART NO.	(3) ORDNANCE PART NO.	(4) DESCRIPTION	(5) UNIT OF ISSUE	(6) QTY INCORP IN UNIT	(7) ORGANIZATIONAL ALLOWANCES		(8) REFERENCE SYMBOLS
						CO, BTRY, OR TRP		
						NO. OF MAJOR ITEMS		
						1-18 (a)	19-48 (b)	
<b>ORGANIZATIONAL SPARE PARTS FOR TRUCK—Continued</b>								
<b>GROUP 16—SPRINGS AND SHOCK ABSORBERS—Continued</b>								
<b>1604—Shock Absorbers</b>								
G514-7332189	WI-434976	7332189	ABSORBER shock, left, assembly-----	ea	1	(%)	(%)	X
G514-7332190	WI-434977	7332190	ABSORBER, shock, right, assembly-----	ea	1	(%)	(%)	X
H001-0116373	-----	223752	BOLT, mach, 3/4-16NF-2 x 2-----	ea	2	(%)	(%)	H-1,
H101-0426099	-----	426099	NUT, hex, 3/4-16NF-2-----	ea	2	(%)	(%)	H-1,
H001-7018921	-----	131142	WASHER, lock, 3/4 in-----	ea	2	(%)	(%)	H-1,
G514-7332193	WI-434980	7332193	BRACKET, left, joint (On axle)-----	ea	1	(%)	(%)	X
G514-7332194	WI-434981	7332194	BRACKET, right, joint (On axle)-----	ea	1	(%)	(%)	X
H016-0504208	-----	504208	FITTING, lubr, 1/8NPT, male (joint)-----	ea	2	(%)	(%)	H-16,
G514-7375919	HE-A521	7332191	LINK, left, assembly-----	ea	1	(%)	(%)	X
G514-7375920	HE-A521A	7332192	LINK, right, assembly-----	ea	1	(%)	(%)	X
<b>1605—Torque Rods</b>								
G509-0135000	WI-90496	-----	CLAMP, upper end (Also available as part of KIT, TD-MPS157)---	ea	8	(%)	(%)	X
G102-0200520	WI-325907	A225880	BOLT, steering cross tube end (Also available as part of KIT, TD-MPS157).	ea	8	(%)	(%)	X
H001-4167760	-----	103030	NUT, hex, 5/8-18NF-2 (Also available as part of KIT TD-MPS 157).	ea	8	(%)	(%)	H-1,
H001-7025861	-----	121574	WASHER, lock, 5/8 in (Also available as part of KIT, TD-MPS 157).	ea	8	(%)	(%)	H-1,
G547-7367685	WI-419752	7367685	END, straight, upper, assembly (Also available as part of KIT, TD-MPS157).	ea	4	(%)	(%)	X
G547-7367686	WI-419753	7367686	END, tapered, upper, assembly (Also available as part of KIT, TD-MPS157).	ea	4	(%)	(%)	X
G085-3738714	TD-7X8	-----	KEY, upper torque rod to frame support bracket pin-----	ea	4	(%)	(%)	X
8500-MPS157	WI-305266 TD-MPS157 WI-421651	-----	KIT, repair, upper end-----	ea	(‡)	(%)	(%)	X
Consists of:								
2 BOLT, rod end clamp (subgroup 1605) 4								
2 CLAMP, rod end (subgroup 1605) 4								

WI-419753	8500-A3-3102C	1 END, tapered, upper, assembly (subgroup 1605) 4	ea	4	(%)			X
WI-419752	315	1 END, straight, upper, assembly (subgroup 1605) 4	ea	4	(%)			X
TD-A3-3102C315	G509-0370805	2 NUT, end clamp (subgroup 1605) 4	ea	4	(%)			X
WI-419751	G547-5228761	2 WASHER, lock, end clamp bolt nut (subgroup 1605) 4	ea	4	(%)			X
TD-A2-3102Z286	H101-0102653	ROD, torque, lower, assembly	ea	4	(%)			X
WI-419750	H001-0811055	ROD, torque, upper, assembly	ea	4	(%)			X
TD-1227X232	H001-0811071	NUT, slotted, hex-S, 1-14NF-2 (long pin)	ea	4	(%)			X
WI-398720	8500-3280C965	NUT, slotted, 1-14NF-2	ea	12	(%)			X
		PIN, cotter, $\frac{1}{8}$ x $1\frac{3}{4}$	ea	8	(%)			X
		PIN, cotter, $\frac{5}{32}$ x 3	ea	4	(%)			X
		PIN, lower end, long	ea	4	(%)			X
TD-2110K37	G690-6159565	PIN, rod (lower end, short)	ea	4	(%)			X
WI-91209	G509-0338735	PIN, upper rod to frame support bracket	ea	4	(%)			X
TD-1246R174	8500-1229C705	WASHER, lower end short pin	ea	4	(%)			X
WI-90501	D031-5228755	WASHER, S, $1\frac{1}{2}$ ID, $2\frac{3}{8}$ OD, $\frac{3}{16}$ thk (lower end long pin)	ea	4	(%)			X
TD-1229C705								
WI-91211								
TD-1229L272								
WI-91216								

## GROUP 17—HOOD, FENDERS AND RUNNING BOARDS

### 1701—Fenders and Running Boards

WI-391593	G514-7373017	ANTI-SQUEAK, hood guide angle to fender	ea	---	(%)			X
WI-A10347X	G067-1900450	GROMMET, fender to running board	ea	2	(%)			X
	H001-4167641	NUT, hex, $\frac{7}{16}$ -20NF-2 (fender to running board screw)	ea	4	(%)			X
	H101-0214141	SCREW, cap, $\frac{7}{16}$ -20NF-2 x $1\frac{3}{4}$ (fender to running board)	ea	2	(%)			X
	H101-0215639	SCREW, cap, $\frac{7}{16}$ -20NF-2 x $2\frac{1}{2}$ (fender to running board)	ea	2	(%)			X
	H001-7025771	WASHER, lock, $\frac{7}{16}$ in (fender to running board screw)	ea	4	(%)			X

### 1703—Hood

WI-B23182	G514-7343039	CATCH, upper panel, left front and right rear, assembly	ea	2	(%)			X
WI-B23183	G547-7327005	CATCH, upper panel, right front and left rear, assembly	ea	2	(%)			X
	H001-4135661	NUT, mach screw, No. 10-24NC-2	ea	8	(%)			X
	H001-5148231	SCREW, mach, No. 10-24NC-2 x $\frac{3}{8}$	ea	8	(%)			X
	H001-7025621	WASHER, lock, No. 10	ea	8	(%)			X
WI-391502	G512-7740923	FASTENER, lower side panel	ea	4	(%)			X
	H001-4135661	NUT, mach screw, No. 10-24NC-2	ea	8	(%)			X
	H001-5088761	SCREW, mach, No. 10-24NC-2 x $\frac{5}{8}$	ea	4	(%)			X

(1) STOCK NO.	(2) MFR'S PART NO.	(3) ORDNANCE PART NO.	(4) DESCRIPTION	(5) UNIT OF ISSUE	(6) QTY INCORP IN UNIT	(7) ORGANIZATIONAL ALLOWANCES		(8) REFERENCE SYMBOLS
						1-18 (a)	19-48 (b)	
						CO, BTRY, OR TRP NO. OF MAJOR ITEMS		
<b>ORGANIZATIONAL SPARE PARTS FOR TRUCK—Continued</b>								
<b>GROUP 17—HOOD, FENDERS AND RUNNING BOARDS—Continued</b>								
<b>1703—Hood—Continued</b>								
H001-5148271	-----	120222	FASTENER, lower side panel—Continued	ea	4	(%)	(%)	H-1,
H001-7025621	-----	120217	SCREW, mach, No. 10-24NC-2 x 5/8	ea	8	(%)	(%)	H-1,
G547-7327016	WI-367924	7327016	WASHER, lock, No. 10	ea	2	(%)	(%)	X
G547-7327015	WI-367925	7327015	HANDLE, upper panel catch, left front and right rear	ea	2	(%)	(%)	X
H001-0811039	-----	103373	HANDLE, upper panel catch, right front and left rear	ea	4	(%)	(%)	X
<b>GROUP 18—BODY AND CAB</b>								
<b>1803.1—Cab Doors (Closed Cab Only)</b>								
G514-7373402	WI-393246	7373402	BUMPER, cab door (rubber)	ea	4	(%)	(%)	X
H101-0107326	-----	144915	SCREW, tapping, No. 10 x 1	ea	4	(%)	(%)	X
G514-7540418	WI-349585	7540418	BUMPER, cab door window stop (rubber)	ea	8	(%)	(%)	X
H101-0144915	-----	144915	SCREW, tapping, No. 10 x 1	ea	8	(%)	(%)	X
G514-7540250	STP-3A1	7540250	CHANNEL, cab door glass	ea	2	(%)	(%)	X
H101-0126190	WI-391512	126190	SCREW, tapping, No. 6 x 3/8	ea	30	(%)	(%)	X
G514-7373400	RPD-1130	7373400	CHECK, cab door, assembly	ea	2	(%)	(%)	X
G514-7540478	WI-393220	7540478	DOOR, cab, left, assembly	ea	1	(%)	(%)	X
G514-7540475	WI-391653	7540475	DOOR, cab, right, assembly	ea	1	(%)	(%)	X
G514-7540420	BA-A259	7540420	DOVETAIL, female, cab door	ea	4	(%)	(%)	X
H101-0128294	WI-391403	128294	SCREW, tapping, No. 10 x 3/4	ea	16	(%)	(%)	X
G514-7540419	BA-A321	7540419	DOVETAIL, male, cab door	ea	4	(%)	(%)	X
H101-0128294	WI-391404	128294	SCREW, tapping, No. 10 x 3/4	ea	8	(%)	(%)	X

G514-7373415	CWL-4457	7373415	ESCUTCHEON, adjustable, cab door glass regulator handle.....	ea	2	(%)	(%)	X
G514-7373410	WI-391508 CWL-10222 WI-397687	7373410	FOLLOWER, spring, cab door lock.....	ea	2	(%)	(%)	X
H009-0837060		59-G-674	GLASS, safety, thickness 1/4 in, width 18 in, length 28 in (cab door).....	ea	2	(%)	(%)	H-9,
G514-7540476	DPM-1A73 WI-391509	7540476	HANDLE, cab door glass regulator, assembly.....	ea	2	(%)	(%)	X
G514-7373406	WI-400310	7373406	SCREW, w/WASHER, assembly.....	ea	2	(%)	(%)	X
G547-7741015	DPM-43A176 WI-391513	7741015	HANDLE, cab door, outside.....	ea	2	(%)	(%)	X
H101-0128294		128294	SCREW, tapping, No. 10 x 3/4.....	ea	4	(%)	(%)	H-1,
G547-7741014	DPM-1-350 WI-391815	7741014	HANDLE, remote control.....	ea	2	(%)	(%)	X
G514-7373406	WI-400310	7373406	SCREW, w/WASHER, assembly.....	ea	2	(%)	(%)	X
G514-7540413	WI-391605	7540413	HINGE, strap, cab door (cab side).....	ea	6	(%)	(%)	X
G514-7373407	WI-393613	7373407	SCREW, mach, w/WASHER, assembly.....	ea	12	(%)	(%)	X
G514-7540414	WI-391604	7540414	HINGE, strap, cab door (door side).....	ea	6	(%)	(%)	X
G510-7366127	CWL-16-16L WI-391514	7366127	LOCK, left w/remote CONTROL, assembly.....	ea	1	(%)	(%)	X
G510-7366061	CWL-16-16R WI-391515	7366061	LOCK, right, w/remote CONTROL, assembly.....	ea	1	(%)	(%)	X
G514-7373408	WI-400308	7373408	SCREW, w/WASHER, assembly.....	ea	10	(%)	(%)	X
G514-7373409	WI-400309	7373409	SCREW, w/WASHER, assembly.....	ea	4	(%)	(%)	X
G514-7540415	WI-391603	7540415	PIN, hinge, cab door.....	ea	6	(%)	(%)	X
G514-7540417	WI-346858	7540417	PLATE, striker, cab door.....	ea	2	(%)	(%)	X
H101-0161930		161930	SCREW, tapping, No. 10 x 1 1/4.....	ea	4	(%)	(%)	H-1,
G642-7362050	WI-391541	7362050	REGULATOR, left cab door glass.....	ea	1	(%)	(%)	X
G514-7373418	WI-391540	7373418	REGULATOR, right cab door glass.....	ea	1	(%)	(%)	X
G514-7373408	WI-400308	7373408	SCREW, w/WASHER, assembly.....	ea	24	(%)	(%)	X
G514-7540480	WI-391775	7540480	RETAINER, cab door windlace.....	ea	2	(%)	(%)	X
G514-7373401	RPD-1797 WI-393221	7373401	RIVET, S, cd or zn-pltd, 7/16 (pin, pivot, cab door check).....	ea	2	(%)	(%)	X
G514-7373404	WI-391624	7373404	SEAL, cab door glass (rubber).....	ea	2	(%)	(%)	X
G514-7373403	WI-393694	7373403	SHIM, striker plate.....	ea	(†)	(%)	(%)	X
G514-7373411	CWL-16-10C WI-397688	7373411	SPINDLE, cab door lock.....	ea	2	(%)	(%)	X
G514-7373412	CWL-300049-19 WI-397640	7373412	SPRING, control, cab door lock.....	ea	2	(%)	(%)	X
G514-7373413	CWL-3336-24B WI-397620	7373413	SPRING, main, cab door lock.....	ea	2	(%)	(%)	X
G514-7540479	WI-393223	7540479	STOP, cab door bumper plate.....	ea	4	(%)	(%)	X
G514-7540416	WI-391835	7540416	STOP, cab door striker plate.....	ea	2	(%)	(%)	X
G514-7373414	CWL-300003-12 WI-397689	7373414	STUD, cab door body anchor.....	ea	2	(%)	(%)	X
H101-0134512		134512	WASHER, lock, external teeth, 5/16 in (door hinge screw) (shakeproof).....	ea	24	(%)	(%)	H-1,



(1) STOCK NO.	(2) MFR'S PART NO.	(3) ORDNANCE PART NO.	(4) DESCRIPTION	(5) UNIT OF ISSUE	(6) QTY INCORP IN UNIT	(7) ORGANIZATIONAL ALLOWANCES		(8) REFERENCE SYMBOLS
						1-18 (a)	19-48 (b)	
						CO, BTRY, OR TRP		
						NO. OF MAJOR ITEMS		
<b>ORGANIZATIONAL SPARE PARTS FOR TRUCK—Continued</b>								
<b>GROUP 18—BODY AND CAB—Continued</b>								
<b>1803.1—Cab Doors (Closed Cab Only)—Continued</b>								
G227-7063507	STP-DD3B	7063507	WEATHERSTRIP, cab window, inner-----	ea	2	(%)	(%)	X
G514-7540251	WI-391559 STP-M15 WI-391558	7540251	WEATHERSTRIP, cab window, outer-----	ea	2	(%)	(%)	X
G505-0176004	STP-1033	-----	CLIP-----	ea	10	(%)	(%)	X
G514-7373405	WI-346136 WI-400433	7373405	WINDLACE, cab door-----	ea	2	(%)	(%)	X
<b>1804—Windshield, Glass (Closed Cab Only)</b>								
G514-7539912	WI-391829	7539912	ARM, windshield adjusting quadrant-----	ea	2	(%)	(%)	X
G514-7539905	WI-391833	7539905	BRACKET, support, windshield adjusting quadrant-----	ea	2	(%)	(%)	X
H101-0133495	-----	133495	SCREW, mach, No. 8-32NC-2 x 5/8-----	ea	4	(%)	(%)	X
H101-0145354	-----	145354	SCREW, tapping, No. 10 x 5/8 in-----	ea	8	(%)	(%)	X
G514-7539904	WI-391830	7539904	BRACKET, windshield adjusting quadrant, assembly-----	ea	2	(%)	(%)	X
G642-7362053	WI-391871	7362053	FRAME, left, windshield, w/HINGE, assembly-----	ea	1	(%)	(%)	X
G514-7539906	WI-391872	7539906	FRAME, right, windshield, w/HINGE, assembly-----	ea	1	(%)	(%)	X
G514-7373030	WI-382892	7373030	GLASS, left windshield (Issue until stock is exhausted, then use GLASS, 59-G-671).	ea	1	-----	(†)	X
G514-7373031	TRI-3500EL TRI-3500ER	7373031	GLASS, right windshield (Issue until stock is exhausted, then use GLASS, 59-G-671).	ea	1	-----	(†)	X
H009-0837245	WI-382893	59-G-681-90	GLASS, safety, thickness 1/4 in, width 12 in, length 30 in (cab rear window).	ea	1	(%)	(%)	H-9, X
H009-0837015	-----	59-G-671	GLASS, safety, thickness 1/4 in, width 14 in, length 30 in (windshield).	ea	2	(%)	(%)	H-9, X
G514-7539910	WI-391845	7539910	HINGE, windshield-----	ea	2	(%)	(%)	X
H001-4135661	-----	120361	NUT, mach screw, No. 10-24NC-2 (cowl side (12), cowl top (20))-----	ea	32	(%)	(%)	H-1, X
G514-7539908	WI-391827	7539908	QUADRANT, adjusting, left windshield, assembly-----	ea	1	(%)	(%)	X
G514-7539909	WI-391828	7539909	QUADRANT, adjusting, right, windshield, assembly-----	ea	1	(%)	(%)	X
G514-7539980	WI-396489	7539980	SCREW, cap, windshield adjusting quadrant-----	ea	4	(%)	(%)	X
H001-5148251	-----	120221	SCREW, mach, No. 10-24NC-2 x 1/2 (cowl side (12), cowl top (20))-----	ea	32	(%)	(%)	H-1, X

H101-0161790	-----	161790	SCREW, tapping No. 6 x 3/8 (windshield adjusting quadrant bracket)	ea	26	(%)	H-1,	X
G514-7539911	WI-391832	7539911	SCREW, thumb, windshield adjusting quadrant	ea	2	(%)		X
G514-7539969	SK-3502-18-7 WI-405295	7539969	SPRING, windshield adjusting quadrant	ea	2	(%)		X
G102-2789635	WI-S24BX8	A226119	WASHER, plain, S, cd-pltd, SAE std, 5/16 in (plain, windshield adjusting quadrant bracket).	ea	2	(%)		X
G514-7539907	WI-391873	7539907	WEATHERSTRIP, left windshield frame	ea	1	(%)		X
G514-7539970	WI-391874	7539970	WEATHERSTRIP, right windshield frame	ea	1	(%)		X
<b>1806—Seats (Closed Cab Only)</b>								
G514-7540233	WI-391601	7540233	CUSHION, seat back, assembly	ea	2	(%)		X
H101-0221154	-----	221154	SCREW, tapping, No. 14 x 1/2 in	ea	8	(%)	H-1,	X
G514-7540232	WI-391594	7540232	CUSHION, seat, assembly	ea	2	(%)		X
H001-0811052	-----	103385	PIN, cutter, 1/8 x 1	ea	4	(%)	H-1,	X
<b>1810—Cargo Body</b>								
H001-0113021	-----	109102	BOLT, carriage, 5/16-18NC-2 x 1 1/4 (seat and back slats)	ea	65	(%)	H-1,	X
H101-0548020	-----	548020	BOLT, carriage, 5/16-18NC-2 x 1 1/2 (seat slats)	ea	61	(%)	H-1,	X
G514-7373428	HLC-P140 WI-397967	7373428	CHAIN, tailgate, w/COVER, assembly	ea	2	(%)		X
G510-7366147	-----	7366147	HOOK, lashing, cab, paulin	ea	16	(%)		X
H001-4027541	-----	08513V						
H001-4027581	-----	225831	NUT, hex, 3/8-24NF-2 (seat leg pivot bolt)	ea	17	(%)	H-1,	X
H101-0120373	-----	214267	NUT, hex, 1/2-20NF-2 (tailgate step bolt)	ea	4	(%)	H-1,	X
G514-7373427	-----	120373	NUT, sq, 5/16-18NC-2 (seat and back slat bolts)	ea	65	(%)	H-1,	X
G514-7373426	HLC-48A828 WI-397867 HLC-21A1152 WI-39789	7373427	PIN, hinge, seat	ea	17	(%)		X
H101-0214110	-----	7373426	ROD, tailgate hinge	ea	1	(%)		X
H101-0214192	-----	214110	SCREW, cap, 3/8-24NF-2 x 2 1/2 (seat leg pivot bolt)	ea	17	(%)	H-1,	X
H003-0545566	-----	214192	SCREW, cap, 1/2-20NF-2 x 1 1/2 (tailgate step)	ea	4	(%)	H-1,	X
H001-7025741	-----	545566	STRAP, safety, adj, swivel snap, truck, lgh 68 1/2 to 94 in	ea	1	(%)	H-3,	X
H001-7025801	-----	7064278						
H001-7025741	-----	120382	WASHER, lock, 3/8 in (seat leg pivot bolt)	ea	17	(%)	H-1,	X
H001-7025801	-----	120384	WASHER, lock, 1/2 in (tailgate step bolt nut)	ea	4	(%)	H-1,	X
<b>GROUP 20—WINCH AND POWER-TAKE-OFF</b>								
<b>2001.11—Winch (Tulsa)</b>								
8860-2221	TU-2221	-----	ARM, drag brake	ea	1	(%)		X
G512-7540130	WI-403876	7540130	CHAIN, drive	ea	1	(%)		X
H002-0101150	WI-400699	500822	CLAMP, wire rope, 5/8 in (winch cable)	ea	1	(%)	H-2,	X

(1) STOCK NO.	(2) MFR'S PART NO.	(3) ORDNANCE PART NO.	(4) DESCRIPTION	(5) UNIT OF ISSUE	(6) QTY INCRP IN UNIT	(7) ORGANIZATIONAL ALLOWANCES		(8) REFERENCE SYMBOLS	
						CO, BTRY, OR TRP	NO. OF MAJOR ITEMS		
						1-18 (a)			19-48 (b)
<b>ORGANIZATIONAL SPARE PARTS FOR TRUCK—Continued</b>									
<b>GROUP 20—WINCH AND POWER-TAKE-OFF—Continued</b>									
2001.11—Winch (Tulsa)—Continued									
8860-956	TU-956 WI-403890		DISK, automatic brake	ea	1	(%)	(%)	X	
8860-790	TU-790 WI-404900		FITTING, grease, drum shaft	ea	1	(%)	(%)	X	
45-F-465-250		45-F-465-250	FITTING, lubricating, hydraulic type, drive $\frac{5}{16}$ in (drum shaft bearing cap (2), gear housing cover (2) ).	ea	4	(%)	(%)	X	
H008-0101537		506959	HOOK, hoist or sling (winch cable)	ea	1	(%)	(%)	X	
G116-1568765	TD-16X28 WI-374989	A168861	KEY, drive sprocket (On power take-off shaft)	ea	1	(%)	(%)	X	
9520-428455	WI-428455		LINING SET, automatic brake	ea	1	(%)	(%)	X	
			Consists of:						
	WI-402871		2 LINING, automatic brake						
	WI-502030	427296	14 RIVET, lining						
9520-428456	WI-428456		LINING SET, drag brake	ea	1	(%)	(%)	X	
			Consists of:						
	WI-403881		1 LINING, drag brake						
	WI-A19442K		6 RIVET, lining						
G512-7712422	WI-390961	7712422	PLATE, lock, cable sheave shaft	ea	1	(%)	(%)	X	
H001-5027821		213949	SCREW, cap, $\frac{1}{16}$ -20NF-2 x 1	ea	2	(%)	(%)	X	
H001-7025771		120383	WASHER, lock, $\frac{7}{16}$ in	ea	2	(%)	(%)	X	
H009-0856290		22-R-1375	ROPE, diam $\frac{5}{8}$ in (winch cable)	ea	1	(%)	(%)	X	
G512-7539975	TU-2692 WI-403893	7539975	SHAFT, cable sheave	ea	1	(%)	(%)	X	
G512-7372289	TU-23013	7372289	SHEAVE, cable, w/BEARING, assembly	ea	1	(%)	(%)	X	
8860-865A	TU-865A WI-403889		SHOE, automatic brake, w/LINING, assembly	ea	2	(%)	(%)	X	
G147-0389840	TU-436	A327195	SPRING, drag brake	ea	2	(%)	(%)	X	
8860-2678	WI-403853 TU-2678 WI-395373		SPROCKET, drive (on power take-off shaft)	ea	1	(%)	(%)	X	

8860-1336	TU-1336				SPROCKET, driven (on worm shaft)	ea							X
H001-5027131	WI-403870	213928			SCREW, cap, 3/8-24NF-2 x 1	ea		(%)					X
H001-7025741		120382			WASHER, lock, 3/8 in.	ea		(%)					X
H002-0105995		507403			THIMBLE, wire rope, 5/8 in rope diam (winch cable)	ea		(%)					X
8860-34L	TU-34L				WINCH, assembly (Optional with WINCH, GW-22Y5442A)	ea		(%)					X
H101-0426099	WI-400655	426099			NUT, hex, 3/4-16NF-2	ea		(%)					X
H101-0131046		131046			WASHER, lock, 3/4 in.	ea		(%)					X
G512-7063774	GW-22Y5442A	7063774			WINCH, assembly (Optional with WINCH, TU-34L)	ea		(%)					X
	WI-390906												
<b>2001.5—Winch Controls</b>													
G514-7374151	WI-390968	7374151			BRACKET, hand lever lock	ea		(%)					X
H101-0426588		426588			BOLT, hex-hd, 1/4-28NF-2 x 1	ea		(%)					X
H001-4027501		218584			NUT, hex, 1/4-28NF-2	ea		(%)					X
H001-7025681		120380			WASHER, lock, 1/4 in.	ea		(%)					X
G067-2400510	WI-350037	B156024			KNOB, hand lever	ea		(%)					X
G514-7374152	WI-392356	7374152			LEVER, hand	ea		(%)					X
G514-7373493	WI-390970	7373493			LOCK, hand lever	ea		(%)					X
H101-0219727		219727			NUT, jam, 1/2-20NF-2 (lock control rod yoke)	ea		(%)					X
H101-0138080		138080			PIN, clevis, 1/2 x 1 13/64 (control rod yoke)	ea		(%)					X
H001-0811051		108630			PIN, cotter, 1/8 x 7/8	ea		(%)					X
G514-7374153	WI-400646	7374153			ROD, control	ea		(%)					X
H101-0144245		144245			YOKE, rod end, 1/2-20NF-2 (control rod)	ea		(%)					X
G116-1594072	TD-2808B340	B192228			GASKET, mounting, carrier to transfer case	ea		(%)					X
	WI-397576												
<b>2002.1—Power-Take-Off</b>													
G514-7373489	WI-390969	7373489			BRACKET, hand lever lock	ea		(%)					X
H001-4135821		134566			NUT, mach screw, 3/8-16NC-2	ea		(%)					X
H101-0133911		133911			SCREW, mach, 3/8-16NC-2 x 1 1/2	ea		(%)					X
H001-7025741		120382			WASHER, lock, 3/8 in.	ea		(%)					X
G514-7539974	CEC-202750	7539974			KNOB, hand lever	ea		(%)					X
	WI-350077												
G514-7373493	WI-390970	7373493			LOCK, hand lever	ea		(%)					X
H101-0219727		219727			NUT, jam, 1/2-20NF-2 (adjusting control rod yoke)	ea		(%)					X

(1) STOCK NO.	(2) MFR'S PART NO.	(3) ORDNANCE PART NO.	(4) DESCRIPTION	(5) UNIT OF ISSUE	(6) QTY INCORP IN UNIT	(7) ORGANIZATIONAL ALLOWANCES		(8) REFERENCE SYMBOLS
						1-18 (a)	19-48 (c)	
						CO, BTRY, OR TRP NO. OF MAJOR ITEMS		
<b>ORGANIZATIONAL SPARE PARTS FOR TRUCK—Continued</b>								
<b>GROUP 20—WINCH, AND POWER-TAKE-OFF—Continued</b>								
<b>2002.5—Power-Take-Off Controls—Continued</b>								
H101-0138080	-----	138080	PIN, clevis, 1/2 x 1 13/64 (control rod yoke)-----	ea	2	(%)	(%)	H-1,
H001-0811051	-----	108630	PIN, cotter, 1/8 x 7/8-----	ea	2	(%)	(%)	H-1,
G514-7373492	WI-400642	7373492	ROD, control, w/YOKES, assembly-----	ea	1	(%)	(%)	X
G514-7373494	WI-A33099X	7373494	YOKE, control rod-----	ea	1	(%)	(%)	X
<b>GROUP 22—MISCELLANEOUS ACCESSORIES</b>								
<b>2201—Canvas Items, Bows and Curtains</b>								
G542-7367373	HLC-109C150	7367373	BOW, corner (metal) (Issue until stock is exhausted, then use BOW, 540405).	ea	12	-----	(†)	X
H017-0540406	-----	540406	BOW, stave, vertical, ht, 47 1/2 in (48 in)-----	ea	12	(%)	(%)	X
H017-0540404	-----	540404	BOW, corner, metal, 10 in wide, assembly-----	ea	12	(%)	(%)	X
H101-0548034	-----	548034	BOLT, carriage, 3/8-16NC-3 x 1 3/4-----	ea	48	(%)	(%)	X
H017-0540405	-----	540405	BOW, horizontal, lgh 80 in-----	ea	6	(%)	(%)	X
H017-0501498	-----	501498	COVER, body, assembly (For 88 in x 132 in body)-----	ea	1	(%)	(%)	X
G512-7373474	-----	7373474	COVER, top, cab, assembly-----	ea	1	(%)	(%)	X
G690-7740957	WI-414035	7740957	CURTAIN, cab, rear, assembly-----	ea	1	(%)	(%)	X
H017-0501486	-----	501486	CURTAIN, end, body cover (front and rear) (Used with COVER, 501498).	ea	2	(%)	(%)	X
G690-7740958	WI-414029	7740958	CURTAIN, left cab door, w/WINDOWS, assembly-----	ea	1	(%)	(%)	X
G690-7740959	WI-414019	7740959	CURTAIN, right cab door, w/WINDOWS, assembly-----	ea	1	(%)	(%)	X
H009-0100540	-----	21-R-160	ROPE, diam, 1/4 in (cab rear curtain and doors)-----	ft	(†)	(%)	(%)	H-9,
H009-0100541	-----	21-R-162	ROPE, diam 3/8 in (cab top and body cover)-----	ft	(†)	(%)	(%)	H-9,
<b>2202—Windshield Wiper, Rear View Mirror and Reflectors</b>								
H002-0583264	-----	583264	ARM, mirror, outside (adjustable 15 in to 25 in)-----	ea	2	(%)	(%)	H-2,
G547-7744118	TRI-77890-49ZE WI-391537	7744118	ARM, windshield wiper, assembly (Issue until stock is exhausted, then use ARM, 500810).	ea	2	-----	(†)	X

H017-0500810			ARM, windshield wiper, adj 8 to 11½ in.	ea	2	(%)		X
G514-7540229	TRI-874-40ZE WI-391584	500810 7540229	BLADE, windshield wiper, assembly (Issue until stock is exhausted, then use BLADE, 500814).	ea	2	(+)		X
H017-0500814		500814	BLADE, windshield wiper, assy	ea	2	(%)		X
H101-0223641		223641	BOLT, hex-hd, ¼-28NF-2 x 1 (reflector)	ea	8	(%)		X
G547-7341317	WI-395143	7341317	LINE, right hand wiper valve	ea	1	(%)		X
G514-7540228	WI-402368	7540228	LINE, upper left windshield wiper, assembly	ea	1	(%)		X
G547-7343024	WI-402369	7343024	LINE, upper right windshield wiper, assembly	ea	1	(%)		X
G514-5586092	WI-400421	5586092	MIRROR, rear view, assembly (Issue until stock is exhausted, then use MIRROR, 547202 and ARM, 583264).	ea	2	(+)		X
H002-0547202		547202	MIRROR, rear view, outside, assy	ea	2	(%)		X
H017-0500845		500845	MOTOR, windshield wiper, assy	ea	2	(%)		X
H001-4135661		120361	NUT, mach screw, No. 10-24NC-2	ea	2	(%)		X
H001-5148321		132852	SCREW, mach, No. 10-24NC-2 x 1¼	ea	2	(%)		X
H001-7025621		120217	WASHER, lock, No. 10	ea	2	(%)		X
H001-4027501		218584	NUT, plain, ¼-28NF-2 (reflector)	ea	8	(%)		X
G509-0314421	WI-382656	7058965	NUT, sp, blind, S, No. 10-32NF-2 (windshield wiper arm)	ea	2	(%)		X
	TRI-75072ZA							
	TRI-75072ZE							
G514-7704019	TRI-22110 WI-391535	7704019	MOTOR, windshield wiper, left (Used on closed cab) (Issue until stock is exhausted, then use MOTOR, 500845).	ea	1	(+)		X
	TRI-FP110-2							
G514-7704019	WI-391536	7704019	MOTOR, windshield wiper, right (Used on closed cab) (Issue until stock is exhausted, then use MOTOR, 500845).	ea	1	(+)		X
	TRI-22110-1							
H017-0506102		506102	REFLECTOR, amber, 4½ in diam, front (amber lens)	ea	2	(%)		X
H017-0506101		506101	REFLECTOR, ruby, 4½ in diam, rear (ruby lens)	ea	4	(%)		X
G509-0427259	TRI-75470-5ZE WI-391585		VALVE, regulating, windshield wiper, assembly	ea	2	(%)		X
H001-7018681	013-1098	131098	WASHER, lock, ¼ in (reflector)	ea	8	(%)		X
			<b>2208.1—Speedometer</b>					
G116-1540097	SW-95116-114 WI-408538		CORE, flexible shaft	ea	1	(%)		X
G116-0400980	SW-96441 WI-390933		GEAR, driven, w/integral SHAFT (Used on vehicles equipped with 9.75 x 22 tires).	ea	1	(%)		X
G512-7042896		7042896	GEAR, driven, w/integral SHAFT (Used on vehicles equipped with 14 x 20 tires).	ea	1	(%)		X
G162-1162448	SW-446009-67	B280717	SHAFT, flexible, assembly (Includes CORE and CASING)	ea	1	(%)		X
G116-0401031	SW-590X WI-388489	B266142	SPEEDOMETER, assembly	ea	1	(%)		X

(1) STOCK NO.	(2) MFR'S PART NO.	(3) ORDNANCE PART NO.	(4) DESCRIPTION	(5) UNIT OF ISSUE	(6) QTY INCORP IN UNIT	(7) ORGANIZATIONAL ALLOWANCES		(8) REFERENCE SYMBOLS
						CO, BTRY, OR TRP		
						NO. OF MAJOR ITEMS		
						1-18 (a)	19-48 (b)	
<b>ORGANIZATIONAL SPARE PARTS FOR TRUCK—Continued</b>								
<b>GROUP 22—MISCELLANEOUS ACCESSORIES—Continued</b>								
<b>2208.2—Tachometer</b>								
G514-7704122	SW-G101223-60 WI-411639	7704122	CASING, flexible shaft (Issue until stock is exhausted, then use SHAFT, SW-101000-66).	ea	1		(†)	X
G509-7700846	SW-74824 WI-365918	A214583 7700846	GEAR, w/SHAFT, drive, output, assy (S, 12 teeth)-----	ea	1	(%)	(%)	X
H006-0283900	-----	219188	PLUG, pipe, 1/8 in (adapter)-----	ea	1	(%)	(%)	X
G547-7373830	SW-101000-66 WI-390974	7373830	SHAFT, flexible, assembly (Includes CORE and CASING)-----	ea	1	(%)	(%)	X
G509-7743767	WI-365914	A214582 7743767	SLEEVE, driven gear (shaft)-----	ea	1	(%)	(%)	X
8240-424CE	SW-424CE WI-388494	-----	TACHOMETER, assembly-----	ea	1	(%)	(%)	X
<b>2210—Vehicular Data Plates</b>								
G512-7520889	WI-392309	7520889	PLATE, instructions and caution (engine speed, transmission gear shift, cooling system drain and brake low pressure warning buzzer).	ea	1	(%)	(%)	X
G535-7069474	-----	7069474	PLATE, name, reconditioned vehicle-----	ea	1	(%)	(%)	X
H001-1078075	-----	171843	SCREW, tapping, No. 6-32NC-2 x 3/8-----	ea	16	(%)	(%)	X
G512-7526357	-----	7526357	PLATE, vehicle data-----	ea	1	(%)	(%)	X
G512-7520890	-----	7520890	PLATE, vehicle shipping data-----	ea	1	(%)	(%)	X
G509-7744284	BWE-201499	7744284	TAG, emergency, trailer air brake hose coupling (name, emergency cut-out cock).	ea	1	(%)	(%)	X
G509-5142185	BWE-201500	A142185	TAG, service, trailer air brake hose coupling (name, service cut-out cock).	ea	1	(%)	(%)	X

(1) STOCK NO.	(2) ORDNANCE PART NO.	(3) DESCRIPTION	(4) UNIT OF ISSUE	(5) ORGANIZATIONAL ALLOWANCES		(6) REFERENCE SYMBOLS	(7) FIG NO.
				TOOL SET, 2D ECHELON, SP, SET A (a)	TOOL SET, 2D ECHELON, SP, SET B (b) 41-T-3569-635		
<b>ORGANIZATIONAL TOOLS AND EQUIPMENT FOR TRUCK</b>							
41-T-3569-635	41-T-3569-635	TOOL SET, 2d echelon, sp, Set A TOOL SET, 2d echelon, sp, Set B Any item listed hereunder may be requisitioned separately under its own Federal standard stock number.	set set	(6) ---	(7) ---	NX NX	---
41-E-629	41-E-629	EYE, lifting, engine, 1/16 SAE thds (female)	ea	---	4	J-6,	5
41-P-2956-8	41-P-2956-8	PULLER, torque rod pins	ea	---	1	J-6,	5
41-R-2372-555	41-R-2372-555	REMOVER, pin, torque rod (lower)	ea	---	1	J-6,	5
41-R-2372-562	41-R-2372-562	REMOVER, pin, torque rod (upper and lower), wedge type	ea	---	1	J-6,	5
41-W-3059-150	41-W-3059-150	WRENCH, tubular, sgle-end, hex, size of opng 1 1/4 in, lgh overall 13 in.	ea	---	1	J-6,	5
41-W-3825-72	41-W-3825-72	WRENCH, wheel brg nut, dble, oct, 4 7/16 and 4 15/16 in.	ea	1	1	J-6,	5

(1) STOCK NO.	(2) ORDNANCE PART NO.	(3) DESCRIPTION	(4) UNIT OF ISSUE	(5) ORGANIZATIONAL ALLOWANCES PER MAJOR ITEM	(6) REFERENCE SYMBOLS
<b>MISCELLANEOUS MATERIAL</b>					
The following equipment and armament are not issued with the major item, but issued organizational equipment, and installed by the using troops.					
<b>TOOLS AND EQUIPMENT FOR TRUCK</b>					
41-A-1277	41-A-1277	AXE, hdl, chopping, sgle bit, std grade, wt 4 lb <sup>7</sup>	ea	1	J-17, NX
H014-0540025	540025	CHAIN, pneumatic tire, truck, single (type TS), 10.00-22 tires <sup>8</sup>	pr	1	H-14, X
H014-0540008	540008	CHAIN, pneumatic tire, truck, dual (3-side-chain-type TD), 10.00-22 tires <sup>8</sup>	pr	2	H-14, NX
H014-0540030	540030	CHAIN, pneumatic tire, truck, single (type TS), 14.00-20 tires, 20 ply <sup>8</sup>	pr	3	H-14, X
H014-0540030	540030	CHAIN, pneumatic tire, truck, single (type TS), 14.00-20 tires, 12 ply <sup>8</sup>	pr	1	H-14, X
H014-0583059	583059	CHAIN, pneumatic tire, truck, dual (3-side-chain-type TD), 14.00-20 tires, 12 ply <sup>8</sup>	pr	2	H-14, NX
41-H-1286	41-H-1286	HANDLE, mattock, lgh 36 in <sup>7</sup>	ea	1	J-17, X
G249-5701012	5701012	KIT, winterization, arctic	ea	(9)	G-249, NX
Consisting of:					
1 KIT, closure, hard top					
G249-5701154	5701154				G-249, NX



(1) STOCK NO.	(2) ORDNANCE PART NO.	(3) DESCRIPTION	(4) UNIT OF ISSUE	(5) ORGANIZATIONAL ALLOWANCES PER MAJOR ITEM	(6) REFERENCE SYMBOLS
<b>MISCELLANEOUS MATERIAL--Continued</b>					
<b>TOOLS AND EQUIPMENT FOR TRUCK--Continued</b>					
		KIT, winterization, arctic--Continued Consisting of:			
G249-5701013	5701013	1 KIT, heater, personnel			G-249, NX
	7720770	1 COVER, radiator, assy			G-249, NX
	7720755	1 DEFROSTER, assy			G-249, NX
	7720740	1 HEATER, personnel, assy			G-249, NX
	7720785	1 PRIMER, assy			G-249, NX
G249-5701153	5701153	1 KIT, heater, power plant			G-249, NX
		Consisting of:			
	7720717	1 COVER, hood			G-249, NX
	7720686	1 HEATER, btry box, assy			G-249, NX
	7720670	1 HEATER, power plant, assy			G-249, NX
	7720702	1 RECEPTACLE, slave, assy			G-249, NX
	41-M-7230	MATTOCK, pick, w/● hdl, wt 5 lb <sup>7</sup>	ea	1	J-17, NX
	41-S-3170	SHOVEL, general purpose, "D" hdl, plain back strap pattern, rd-pt <sup>7</sup>	ea	1	J-17, NX
<b>ARMAMENT</b>					
A001-0021616	21616	GUN, machine, cal. .30, Browning, M1919A4, flex (SNL A-6) <sup>10</sup>	ea	1	A-1, NX
		or			
A001-7821688	7821688	GUN, machine, cal. .50, Browning, M2, heavy barrel, flex (SNL A-39) <sup>10</sup>	ea	1	A-1, NX
A055-6554418	D54418	MOUNT, truck, M36 (for open cab) (SNL A-55, Sec. 19) <sup>11</sup>	ea	1	A-55, NX
		or			
A055-7109271	7109271	MOUNT, truck, M36 (for open cab) (SNL A-55, Sec. 19) <sup>10</sup>	ea	1	A-55, NX
A055-7070372	7070372	MOUNT, truck, M57 (for closed cab) (SNL A-55, Sec. 51) <sup>10</sup>	ea	1	A-55, NX
		<i>Foreign source</i> DRUM, inflammable, liquid gasoline, w/carrying hdl, cap 5 gal <sup>7</sup>	ea	2	<i>Inv.</i> GMC, NX
<b>EQUIPMENT ISSUED BY OTHER TECHNICAL SERVICES</b>					
<b>ARTICLES FOR INSTRUCTIONAL PURPOSES</b>					

The item listed below WILL NOT BE TAKEN into the field, upon permanent change of station, or into an oversea command. Units will turn in all equipment to the commanding officer of the station from which they depart. The receiving officer will make

a report to the army commander without delay, showing number, type, and condition of items received.

GRAPHIC TRAINING AID 9-25 (Preventive Maintenance, Automotive) 11

AG, NX  
ea

(1) STOCK NO.	(2) ORDNANCE PART NO.	(3) DESCRIPTION	(4) UNIT OF ISSUE	(5) QUANTITY INCORPORATED IN UNIT	(6) ORGANIZATIONAL ALLOWANCES PER MAJOR ITEM	(7) REFERENCE SYMBOL	
51-A-1932	51-A-1932	<p><b>APPLICABLE CLEANING AND PRESERVING MATERIALS</b></p> <p>The following items, extracted from ORD 3 SNL K-1, are requisitioned as required. For usage, see TM 9-850 and TM 9-2851.</p> <p>ALCOHOL, denatured,</p> <p>1 gal.....</p> <p>5 gal.....</p> <p>BRUSH, acid, flat, bristle, bristles <math>\frac{3}{8}</math> x <math>\frac{3}{4}</math> in, lgh overall <math>5\frac{3}{4}</math> in.....</p> <p>BRUSH, chassis and running gear, fiber brush part 5 x <math>6\frac{1}{2}</math> in, lgh over-all <math>21\frac{3}{4}</math> in.....</p> <p>BRUSH, cleaning, bristle hatchet type, brush part <math>\frac{5}{8}</math> x <math>3\frac{3}{8}</math> in, lgh over-all 20 in.....</p> <p>BRUSH, cleaning, bristle, rd, <math>1\frac{1}{2}</math> in diam.....</p> <p>BRUSH, paint, flat, metal bound, med grade, 3 x <math>3\frac{1}{4}</math> in.....</p> <p>CARBON TETRACHLORIDE,</p> <p>1 lb.....</p> <p>1 qt.....</p> <p>1 gal.....</p> <p>CEMENT, rubber, natural, non-vulcanizing,</p> <p>2 oz tube.....</p> <p>1 pt tube.....</p> <p>1 qt can.....</p> <p>CLOTH, abrasive, al-oxide, sheet 9 x 11 in, grade 3/0-120, 50 sheet sleeve.....</p> <p>CLOTH, wiping, cotton,</p> <p>5 lb bag.....</p> <p>100 lb bale.....</p> <p>COMPOUND, antifreeze (ethylene glycol type),</p> <p>1 gal (zone of interior issue only).....</p> <p>1 gal export packed (for export shipment only).....</p> <p>55 gal (for issue to depots, arsenals, motor pools, etc).....</p> <p>COMPOUND, cleaning, pkg containing 1 lb of cleaner and 4 oz of neutralizer.....</p> <p>COMPOUND, inhibitor, corrosion, 5 oz (for water and ethylene glycol) (5 oz inhibits 4 gal water or water-ethylene glycol solution used for second season. Not required for new ethylene glycol-water solution).</p> <p>COMPOUND, insulation, ignition,</p> <p>2 oz bottle.....</p> <p>1 qt.....</p> <p>5 gal (for base shops, depots, arsenals, etc, only).....</p> <p>55 gal (for base shops, depots, arsenals, etc only).....</p>	ea	-----	-----	K-1, X K-1, X ENG, X ENG, X ENG, X ENG, X ENG, NX	
51-A-1938	51-A-1938		-----	ea	-----	-----	X
51-C-768	51-C-768		-----	ea	-----	-----	X
51-C-772	51-C-772		-----	ea	-----	-----	X
51-C-775	51-C-775		-----	ea	-----	-----	X
52-C-1450	52-C-1450		-----	ea	-----	-----	X
52-C-1452	52-C-1452		-----	ea	-----	-----	X
52-C-1454	52-C-1454		-----	ea	-----	-----	X
42-C-20363-50	42-C-20363-50		-----	pkg	-----	-----	X
27-C-2684-880	27-C-2684-880		-----	ea	-----	-----	X
27-C-2690	27-C-2690	-----	ea	-----	-----	X	
51-C-1554-15	51-C-1554-15	-----	ea	-----	-----	X	
51-C-1554-20	51-C-1554-20	-----	ea	-----	-----	X	
51-C-1554-35	51-C-1554-35	-----	ea	-----	-----	X	
51-C-1568-500	51-C-1568-500	-----	ea	-----	-----	X	
51-C-1588-775	51-C-1588-775	-----	ea	-----	-----	X	
52-C-3099	52-C-3099	-----	ea	-----	-----	X	
52-C-3099-5	52-C-3099-5	-----	ea	-----	-----	X	
52-C-3099-20	52-C-3099-20	-----	ea	-----	-----	X	
52-C-3099-55	52-C-3099-55	-----	ea	-----	-----	X	

(1) STOCK NO.	(2) ORDNANCE PART NO.	(3) DESCRIPTION	(4) UNIT OF ISSUE	(5) QUANTITY INCORPORATED IN UNIT	(6) ORGANIZATIONAL ALLOWANCES PER MAJOR ITEM	(7) REFERENCE SYMBOL
<b>APPLICABLE CLEANING AND PRESERVING MATERIALS—Continued</b>						
51-C-1661	51-C-1661	COMPOUND, water repellent w/cotton applicator and gauze pad ½ cc glass via (for use only on vehicle windshields, etc in landing operations).	ea			X
		ENAMEL, rust inhibiting, od	ea			X
		ENAMEL, synthetic, gloss	ea			X
		ENAMEL, synthetic, lustreless	ea			X
51-F-360-725	51-F-360-725	FLUID, hydraulic, brake, 1 gal	ea			X
51-F-363-15	51-F-363-15	FLUID, shock absorber, hv, 1 gal (for Houde shock absorbers)	ea			X
		GREASE, lubr, general purpose, No. 0 (chassis grease No. 0)	ea			X
		No. 1 (chassis grease No. 1)	ea			X
		No. 2 (wheel bearing grease No. 2)	ea			X
		LUBRICANT, chain, exposed gear and wire rope, 5 lb, grade A (for use in cold weather)	ea			X
		5 lb, grade B (for use in warm weather)	ea			X
		5 lb, grade C (for use in hot weather)	ea			X
		LUBRICANT, gear, universal, Grade 75 (GO 75)	ea			X
		Grade 90 (GO 90)	ea			X
		OIL, lubr, engine, SAE 10 (OE 10)	ea			X
		SAE 30 (OE 30)	ea			X
		SAE 50 (OE 50)	ea			X
		OIL, lubr, lt, 1 qt	ea			X
14-O-1339	14-O-1339	1 gal	ea			X
14-O-1339-15	14-O-1339-15	OIL, lubr, preservative, sp, 2 oz (oblong screw top can)	ea			X
14-O-2833-992	14-O-2833-992	4 oz (oblong can w/spout)	ea			X
14-O-2833-994	14-O-2833-994	1 qt	ea			X
14-O-2834-10	14-O-2834-10	PAIN, gasoline soluble, lustreless	ea			X
		SPONGE, cellulose, coarse pore, rect, Size 6 (med), 1 ¾ x 3 ¼ x 5 in	ea			X
41-S-4037	41-S-4037	Size 10 (large), 2 ¼ x 4 ¾ x 6 ¼ in	ea			X
41-S-4039	41-S-4039	THINNER, enamel, synthetic	ea			X
		THINNER, paint, volatile mineral spirits (can be used in lieu of SOLVENT, dry cleaning).	ea			X


## NOTES

### Explanation of Symbols


J-17	SNL symbols such as J-17, H-1, K-1, etc., refer to the SNL in which the item is reviewed.
NX	Items marked NX are nonexpendable.
X	Items marked X are expendable.
‡	As required.
%	The percent symbol (%) indicates additional items not carried by this category of maintenance, but which may be requisitioned when needed for replacement.
†	Available for issue until stock is exhausted. The requisitioning agency will take necessary action to requisition the <i>superseding</i> or <i>preferred</i> item. The supplying agency will take necessary action to issue the superseded item until stock is exhausted.
AG	The Adjutant General.
ENG	Corps of Engineers.
QMC	Quartermaster Corps.

### Footnotes


- <sup>1</sup>One SET 5701372 is authorized per major item.
- <sup>2</sup>Additional copies, when needed, to be requisitioned from The Adjutant General.
- <sup>3</sup>Unauthorized for organizational maintenance. Added for information only.
- <sup>4</sup>Also available separately, see subgroup indicated.
- <sup>5</sup>Also available separately, issue until stock is exhausted. See subgroup indicated.
- <sup>6</sup>Allowances authorized in applicable T/A and T/O&E. Not to be requisitioned as a set. Requisition items under individual stock numbers.
- <sup>7</sup>Allowances are authorized in applicable T/A or T/O&E.
- <sup>8</sup>Issue on the basis of oversea commander's requisitions (See, SB 9-99).
- <sup>9</sup>KIT 5701012 is not issued initially with the major item, but is issued on the basis of oversea commander's requisitions.
- <sup>10</sup>For organizational maintenance allowances see the ORD 7 portion of the SNL indicated in parentheses.
- <sup>11</sup>One per organization; to schools and training centers as required, see SR 310-20-3.




*Figure 1. Truck, 6-ton, 6 x 6, prime mover, w/winch (closed cab)—left front view.*




*Figure 2. Truck, 6-ton, 6 x 6, prime mover, w/winch (closed cab)—right front view.*




*Figure 3. Truck, 6-ton, 6 x 6, prime mover, w/winch (open cab)—right rear view.*




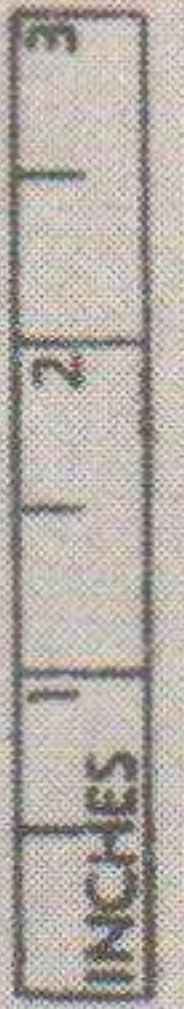
*Figure 4. Truck, 6-ton, 6 x 6, prime mover, w/winch (open cab)—left front view.*




WRENCH—41-W-3825-72




REMOVER—41-R-2372-555



REMOVER—41-R-2372-562



EYE—41-E-629



WRENCH—41-W-3059-150



PULLER—41-P-2956-8

RA PD 115445

Figure 5. Special tools for 6-ton, 6 x 6, truck.

