

TECHNICAL MANUAL

ORGANIZATIONAL, DIRECT SUPPORT AND GENERAL SUPPORT  
MAINTENANCE REPAIR PARTS AND SPECIAL TOOLS LISTS  
(INCLUDING DEPOT MAINTENANCE REPAIR PARTS AND SPECIAL TOOLS)  
FOR

SIGNAL GENERATOR AN/URM-127  
(NSN 6625-00-783-5965)

This copy is a reprint which includes current  
pages from Changes 1. The title was  
changed by Change 1.



TECHNICAL MANUAL }  
 NO. 11-6625-683-24P }

HEADQUARTERS  
 DEPARTMENT OF THE ARMY  
 WASHINGTON, DC, 25 October 1978

ORGANIZATIONAL, DIRECT SUPPORT, AND GENERAL SUPPORT  
 MAINTENANCE REPAIR PARTS AND SPECIAL TOOLS LIST  
 (INCLUDING DEPOT MAINTENANCE REPAIR PARTS AND SPECIAL TOOLS)  
 FOR  
 SIGNAL GENERATOR AN/URM-127  
 (NSN 6625-00-783-5965)

*Current as of 19 June 1978*

**REPORTING OF ERRORS**

**You can improve this manual by recommending improvements using DA Form 2028-2 located in the back of the manual. Simply tear out the self-addressed form, fill it out as shown on the sample, fold it where shown, and drop it in the mail.**

**If there are no blank DA Forms 2028-2 in the back of your manual, use the standard DA Form 2028 (Recommended Changes to Publications and Blank Forms) and forward to the Commander, US Army Communications and Electronics Materiel Readiness Command, ATTN: DRSEL-ME-MQ, Fort Monmouth, NJ 07703.**

**In either case a reply will be furnished direct to you.**

Table of Contents

		Page	Illus Figure
SECTION I.	Introduction . . . . .	1	
	II. Repair parts list . . . . .	5	
G ROUP 00	Signal Generator AN/URM-127 . . . . .	5	1-2
	01 Signal Generator SG-377/URM-127 . . . . .	9	3-5
	0101 Printed circuit board assembly. . . . .	17	6
	0102 Attenuator Assembly . . . . .	21	7
SECTION	III. Special tools list (Not applicable)		
	IV. National stock number and part number index . . . . .	22	



## SECTION I

### INTRODUCTION

#### 1. Scope

This manual lists repair parts and special tools required for performance of organizational, direct support, and general support maintenance of the AN/URM-127.

#### 2. General

This Repair Parts and Special Tools List is divided into the following sections:

*a. Section II. Repair Parts List.* A list of repair parts authorized for use in the performance of maintenance. The list also includes parts which must be removed for replacement of the authorized parts. Parts lists are composed of functional groups in ascending numerical sequence, with the parts in each group listed in figure and item number sequence,

*b. Section III. Special Tools List.* Not applicable.

*c. Section IV. National Stock Number and Part Number Index.* A list, in ascending National item identification number (NIIN, last 9 digits) sequence, of all National stock numbers appearing in the listing, followed by a list, in alphabetic sequence, of all part numbers appearing in the listings. National stock number and part numbers are cross-referenced to each illustration figure and item number appearance.

#### 3. Explanation of Columns

The following provides an explanation of columns found in the tabular listings:

*a. Illustration.* This column is divided as follows:

(1) *Figure number.* Indicates the figure number of the illustration in which the item is shown.

(2) *Item number.* The number used to identify each item called out in the illustration.

*b. Source, Maintenance, and Recoverability Codes (SMR).*

(1) *Source code.* Source codes are assigned to support items to indicate the manner of acquiring support items for maintenance, repair, or overhaul of end items. Source codes are entered in the first and second positions of the Uniform SMR Code format as follows:

<i>Code</i>	<i>Definition</i>
PA-	Item procured and stocked for anticipated or known usage.

XD-	A support item that is not stocked. When required, item will be procured through normal supply channels.
-----	--

#### NOTE

Cannibalization or salvage may be used as a

source of supply for any items source coded above except those coded XA, XD, and aircraft support items as restricted by AR 700-42.

(2) *Maintenance code.* Maintenance codes are assigned to indicate the levels of maintenance authorized to USE and REPAIR support items. The maintenance codes are entered in the third and fourth positions of the Uniform SMR Code format as follows:

(a) The maintenance code entered in the third position will indicate the lowest maintenance level authorized to remove, replace, and use the support item. The maintenance code entered in the fourth position will indicate one of the following levels of maintenance:

<i>Code</i>	<i>Application/Explanation</i>
O-	Support item is removed, replaced, used at the organizational level.
H-	Support item is removed, replaced, used at the general support level.

(b) The maintenance code entered in the fourth position indicates whether the item is to be repaired and identifies the lowest maintenance level with the capability to perform complete repair (i.e., all authorized maintenance functions). This position will contain one of the following maintenance codes:

<i>Code</i>	<i>Application/Explanation</i>
H-	The lowest maintenance level capable of complete repair of the support item is the general support level.
Z-	Nonreparable. No repair is authorized.

(3) *Recoverability code.* Recoverability codes are assigned to support items to indicate the disposition action on unserviceable items. The recoverability code is entered in the fifth position of the Uniform SMR Code format as follows:

<i>Recoverability codes</i>	<i>Definition</i>
Z-	Nonreparable item. When unserviceable, condemn and dispose at the level indicated in position 3.
H-	Reparable item. When uneconomically repairable, condemn and dispose at the general support level.

*c. National Stock Number.* Indicates the National stock number assigned to the item and will be used for requisitioning purposes.

*d. Part Number.* Indicates the primary number used

by the manufacturer (individual, company, firm, corporation, or Government activity), which controls the design and characteristics of the item by means of its engineering drawings, specifications standards, and inspection requirements, to identify an item or range of items.

NOTE

When a stock numbered item is requisitioned, the repair part received may have a different part number than the part being replaced.

*e. Federal Supply Code for Manufacturer (FSCM).* The FSCM is a 5-digit numeric code listed in SB 708-42 which is used to identify the manufacturer, distributor, or Government agency, etc.

*f. Description.* Indicates the Federal item name and, if required, a minimum description to identify the item.

*g. Unit of Measure (U/M).* Indicates the standard of the basic quantity of the listed item as used in performing the actual maintenance function. This measure is expressed by a two-character alphabetical abbreviation (e. g., ea, in, pr, etc.). When the unit of measure differs from the unit of issue, the lowest unit of issue that will satisfy the required units of measure will be requisitioned.

*h. Quantity Incorporated in Unit.* Indicates the quantity of the item used in the breakout shown on the illustration figure, which is prepared for a functional group, subfunctional group, or an assembly.

4. Special Information

The following publication pertains to the

AN/URM-127 and its components: TM 11-6625-683-15, Signal Generator AN/URM-127.

5. How to Locate Repair Parts

*a.* When National stock number or part number is unknown.

(1) *First.* Using the table of contents, determine the functional group within which the repair part belongs. This is necessary since illustrations are prepared for functional groups and listings are divided into the same groups.

(2) *Second.* Find the illustration covering the functional group to which the repair part belongs.

(3) *Third.* Identify the repair part on the illustration and note the illustration figure and item number of the repair part.

(4) *Fourth.* Using the Repair Parts Listing, find the figure and item number noted on the illustration.

*b.* When National stock number or part number is known.

(1) *First.* Using the Index of National Stock Numbers and Part Numbers, find the pertinent National stock number or part number. This index is in ascending NIIN sequence followed by a list of part numbers in ascending alphameric sequence, cross-referenced to the illustration figure number and item number.

(2) *Second.* After finding the figure and item number, locate the figure and item number in the repair parts list.

6. Abbreviations

Not applicable.

(Next printed page is 4)



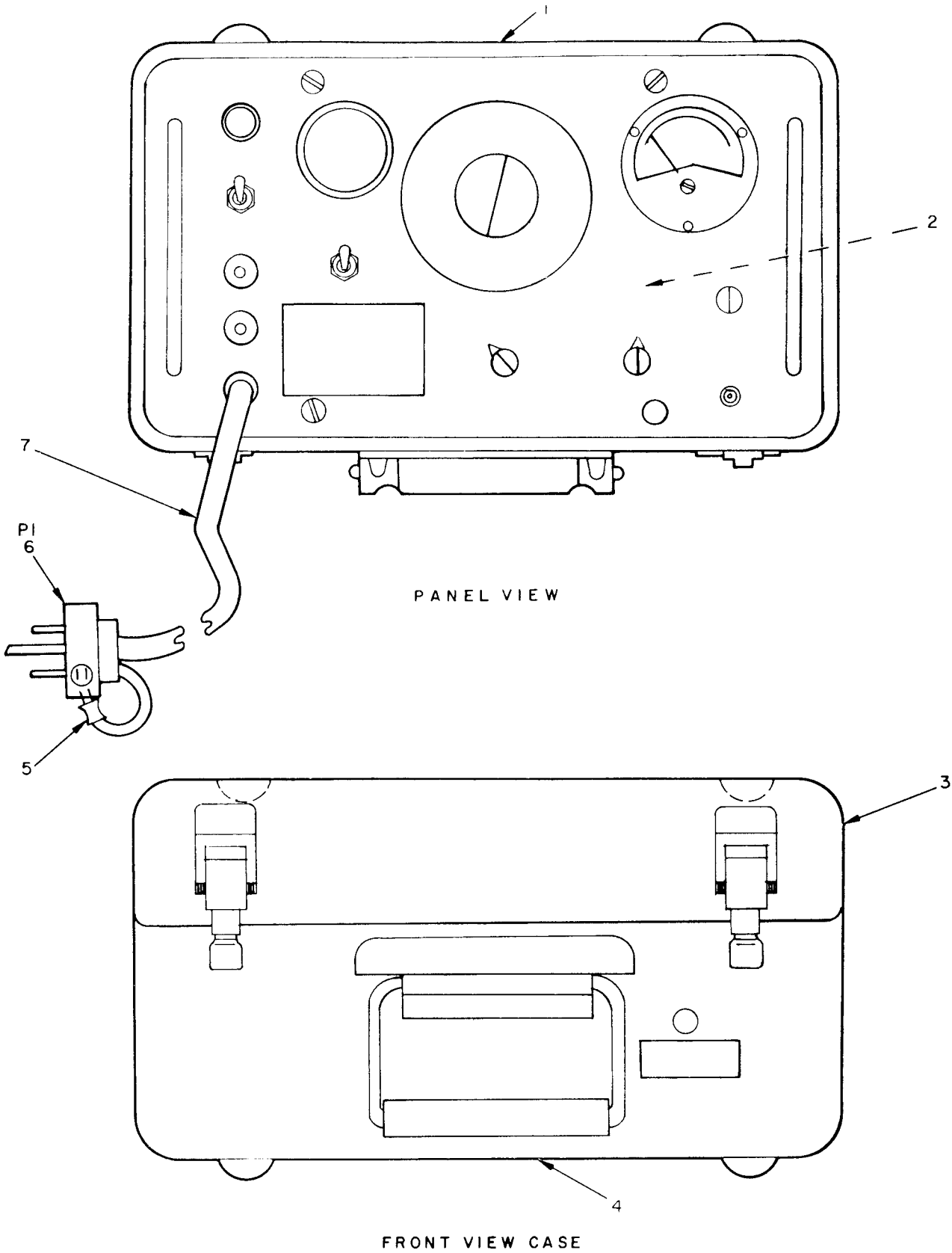


Figure 1. Signal Generator AN/URM-127.



SECTION II				TM11-6625-683-24P					
(1)	(2)	(3)	(4)	(5)	(6)	(7)	(8)		
ILLUSTRATION									
(A)	(B)	NATIONAL			DESCRIPTION		QTY		INC
FIG	ITEM	STOCK	PART				IN		IN
NO.	NO.	CODE	NUMBER	FSCM		USABLE ON CODE	U/M		UNIT
					GROUP 00 SIGNAL GENERATOR AN/URM-127				
1	1	XDOHH	SG377URM127	80058	GENERATOR, SIGNAL		EA		1
1	2	XDHZZ	4344120	26126	DECAL, SCHEMATIC		EA		1
1	3	XDHZZ	4344021-1	26126	COVER, CASE		EA		1
1	4	XDHZZ	4344021	26126	CASE, SIGNAL GENERATOR ASSEMBLY		EA		1
1	5	XDHZZ	5940-00-902-3223	320665	LUG, TERMINAL		EA		1
1	6	PAHZZ	5935-00-843-7362	MS24663	CONNECTOR, PLUG, ELECTRICAL		EA		1
1	7	XDHZZ	4344116	26126	CABLE, POWER, INPUT		EA		1

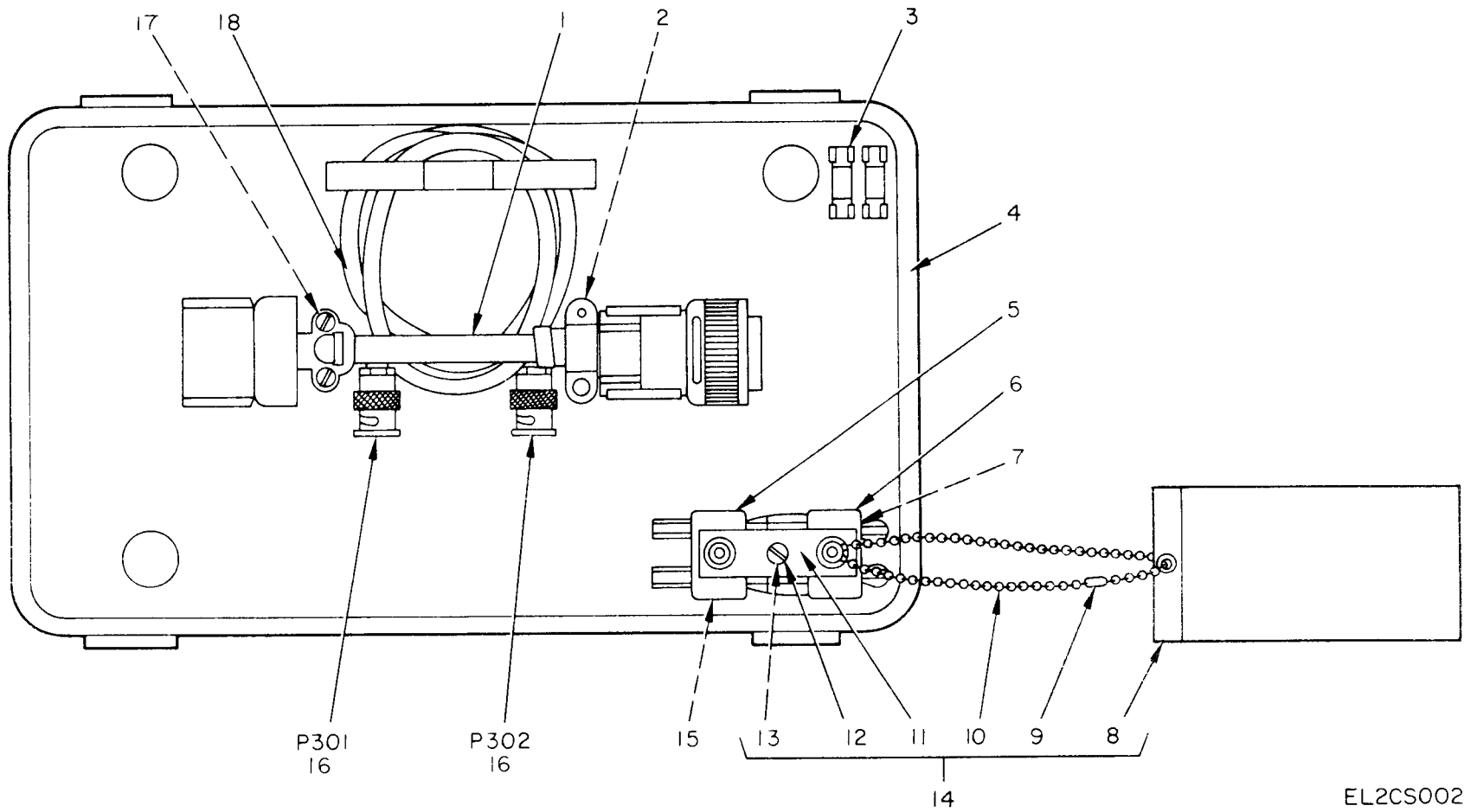
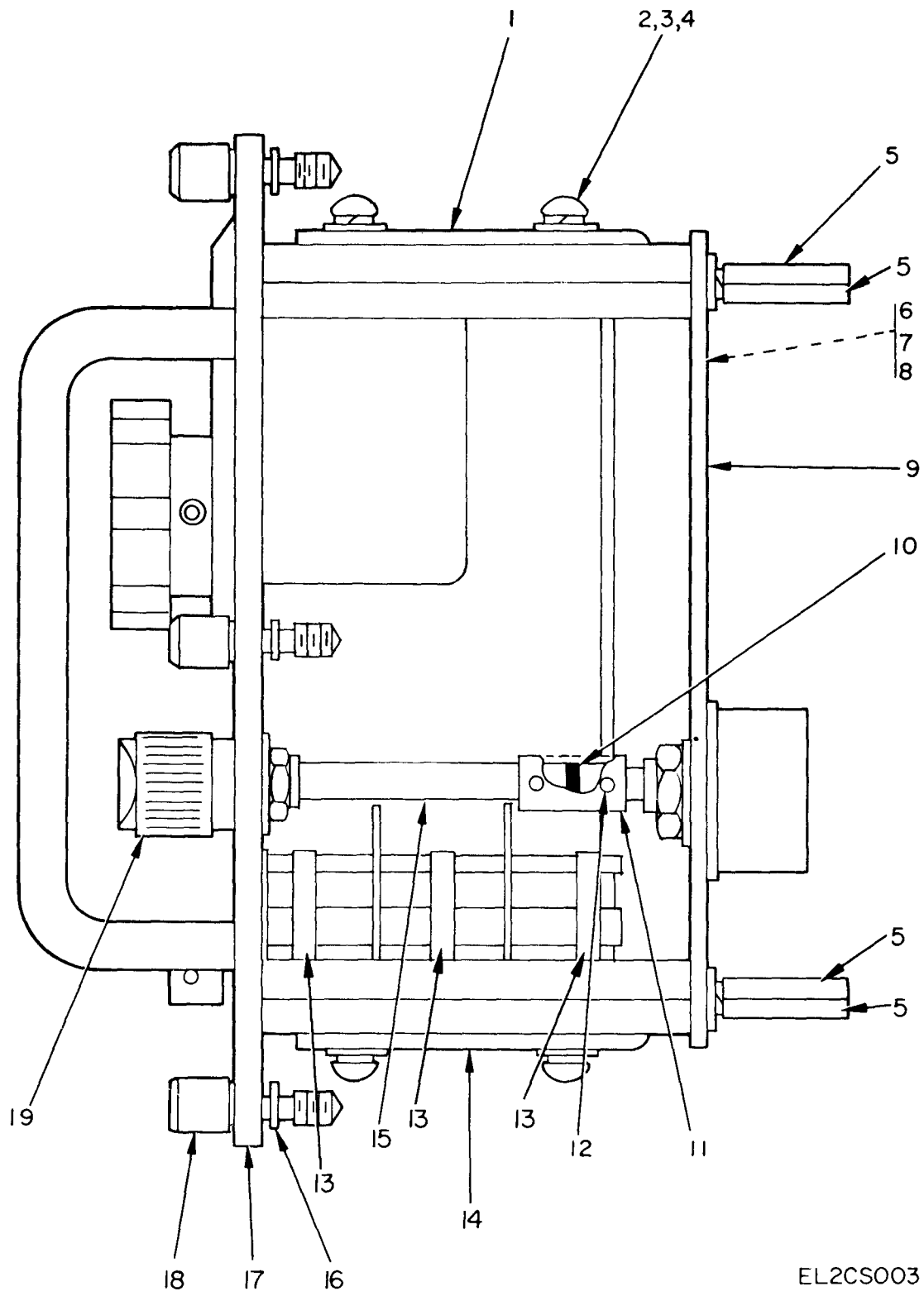


Figure 2. Signal Generator AN/URM-127, Parts Stowed in Top Cover.

EL2CS002

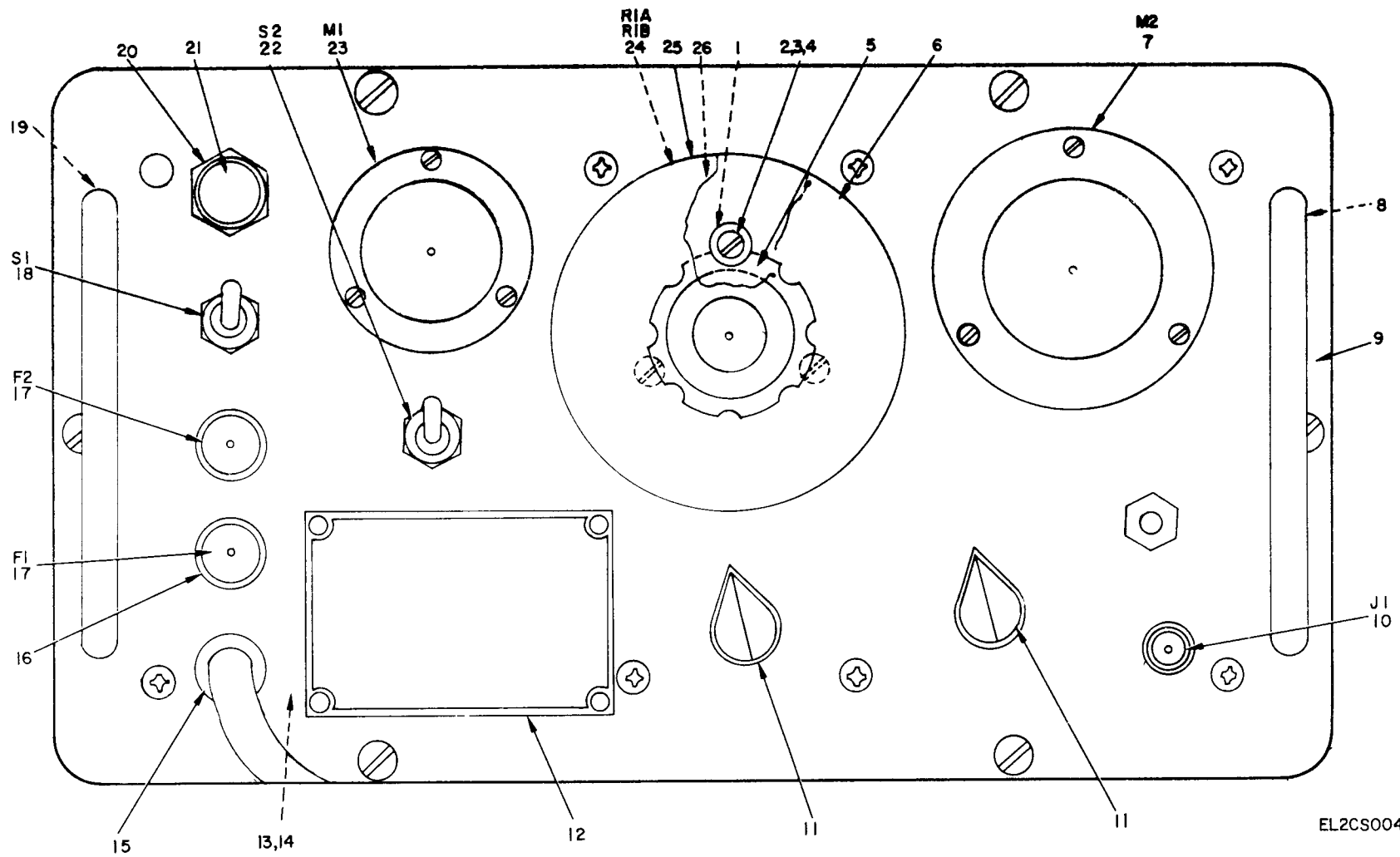
SECTION II				TM11-6625-683-24P					
(1)	(2)	(3)	(4)	(5)	(6)	(7)	(8)		
ILLUSTRATION									
(A)	(B)	NATIONAL	PART		DESCRIPTION				
FIG	ITEM	STOCK	NUMBER	FSCM		USABLE ON CODE	U/M	INC	UNIT
NO.	NO.	CODE	NUMBER					IN	
2	1	XDOZZ		MS21993-2	81349	CABLE ASSEMBLY		EA	1
2	2	XDHZZ		100-200-18-2	99378	CLIP, SPRING		EA	1
2	3	PAHZZ	5999-00-244-5391	101001	75915	CLIP, SPRING		EA	4
2	4	XDHZZ		4344007	26126	GASKET, CASE		EA	1
2	5	PAOZZ	5935-00-549-1159	UG514U	80058	ADAPTER		EA	1
2	6	PAOZZ	5985-00-224-5419	DA35U	80058	DUMMY LOAD ASSEMBLY		EA	1
2	7	PAHZZ		MS35337-40	96990	WASHER, LOCK		EA	6
2	8	XDOZZ		2000-181	23216	ENVELOPE, TRANSPARENT		EA	1
2	9	PAOZZ	4030-00-958-4415	4344132	26216	CONNECTOR, CHAIN		EA	1
2	10	PAOZZ	4010-00-826-6040	4344131-1	26216	CHAIN, BEADED		EA	1
2	11	XDHZZ		4344017	26216	BAR, CLAMP		EA	1
2	12	PAHZZ	5305-00-937-0278	6102SS0832-7	06540	THUMBSCREW		EA	1
2	13	XDHZZ		4382-3	06540	WASHER, NONMETALLIC		EA	1
2	14	PAHZZ	6625-00-902-3174	4344025	26216	CLAMP ASSEMBLY, ADAPTER		EA	1
2	15	PAHZZ	5310-00-551-7770	MS35337-40	96906	WASHER, LOCK		EA	6
2	16	PAHZZ	5935-00-681-5685	UG88CU	80058	CONNECTOR, PLUG, ELECTRICAL		EA	2
2	17	XDHZZ		100-200-17A1	99378	CLIP, SPRING		EA	1
2	18	PAHHH	5995-00-503-0470	CG409EU	80058	CABLE ASSEMBLY, RADIO FREQUENCY		EA	1



EL2CS003

Figure 3. Signal Generator SG-377/URM-127, Si de View.

SECTION II				TM11-6625-683-24P					
(1)	(2)	(3)	(4)	(5)	(6)	(7)	(8)		
ILLUSTRATION									
(A)	(B)	NATIONAL	PART		DESCRIPTION		QTY		
FIG	ITEM	STOCK	NUMBER	FSCM		USABLE ON CODE	U/M	INC	
NO.	NO.	NUMBER	NUMBER					IN	
								UNIT	
					GROUP 01 SIGNAL GENERATOR SG-377/URM-127				
3	1	XDHZZ		4344027	26216	SIDEPLATE ASSEMBLY, REAR	EA	1	
3	2	PAHZZ	5305-00-984-6191	MS35206-243	96906	SCREW, PAN HEAD	EA	16	
3	3	PAHZZ	5310-00-167-0833	AN960-8L	88044	WASHER, FLAT	EA	20	
3	4	PAHZZ	5310-00-045-3299	MS35337-42	96906	WASHER, LOCK	EA	7	
3	5	XDHZZ		4344030	23126	STANDOFF, EXTERNAL THREAD	EA	4	
3	6	PAHZZ	5305-00-984-4988	MS35206-228	96906	SCREW, PAN HEAD	EA	7	
3	7	PAHZZ	5310-00-167-0832	AN960-6L	88044	WASHER, FLAT	EA	7	
3	8	PAHZZ	5310-00-198-3724	MS35337-41	96906	WASHER, LOCK	EA	7	
3	9	PAHHH	6625-00-902-3177	4344014	26126	PRINTED CIRCUIT BOARD ASSEMBLY	EA	1	
3	10	PAHZZ	5310-00-009-7662	2161	83330	WASHER, NONMETALLIC	EA	1	
3	11	PAHZZ	6625-00-933-9981	4344118	261265	COUPLING, MODIFIED	EA	1	
3	12	PAHZZ	5305-00-719-5329	AN565D6H2	88044	SETSCREW	EA	4	
3	13	XDHZZ		4344130-1	26216	STANDOFF, SWAGED	EA	3	
3	14	XDHZZ		4344026	26216	SIDEPLATE ASSEMBLY, FRONT	EA	1	
3	15	XDHZZ		4344117	23216	SHAFT, ADJUSTING	EA	1	
3	16	XDHZZ		4382-3	0654D	WASHER, NONMETALLIC	EA	6	
3	17	XDHZZ		4344008	26216	PANEL, SUBASSEMBLY BASE	EA	1	
3	18	PAHZZ	5305-00-937-0278	6102SS0832-7	06540	THUMBSCREW	EA	6	
3	19	PAOZZ	5355-00-543-0789	MS91528-1N2B	96906	KNOB, CONTROL, ROUND	EA	1	



EL2CS004

Figure 4. Signal Generator SG-377/URM-127, Front Panel.

SECTION II (1) ILLUSTRATION				TM11-6625-683-24P					
(A) FIG NO.	(B) ITEM NO.	SMR CODE	NATIONAL STOCK NUMBER	PART NUMBER	FSCM	DESCRIPTION	USABLE ON CODE	(7) U/M	(8) QTY INC IN UNIT
4	1	XDHZZ		4344119	26216	STOP, DIAL		EA	1
4	2	PAHZZ	5305-00-984-4988	MS35206-228	96906	SCREW, PAN HEAD		EA	3
4	3	PAHZZ	5310-00-167-0832	AN960-6L	88044	WASHER, FLAT		EA	3
4	4	PAHZZ	5310-00-198-3724	MS35337-41	96906	WASHER, LOCK		EA	3
4	5	PAOZZ	5355-00-614-0400	MS91531-3N2B	96906	KNOB, ROUND		EA	1
4	6	XDHZZ		4344015	26126	DIAL AND KNOB ASSEMBLY		EA	1
4	7	PAHZZ	6625-00-782-5257	4344022	26126	VOLTMETER		EA	1
4	8	XDHZZ		MS24583-55	96906	SCREW, FLAT HEAD		EA	4
4	9	PAHZZ	5340-00-840-0954	MS39087-4	96906	HANDLE, BOW		EA	2
4	10	XDHZZ		MS35183C	96906	CONNECTOR, RECEPTACLE, ELECTRICAL		EA	1
4	11	PAOZZ	5355-00-616-9604	MS91528-1P2B	96906	KNOB, POWER		EA	2
4	12	XDHZZ		4344108-1	26126	PLATE, IDENTIFICATION		EA	1
4	13	PAHZZ	5305-00-889-2999	MS35206-217	96906	SCREW, PAN HEAD		EA	4
4	14	PAHZZ	5310-00-013-4524	MS35649-42	96906	NUT, HEXAGON		EA	4
4	15	PAHZZ	5975-00-273-0788	SR6P-1	28520	BUSHING, STRAIN, RELIEF		EA	1
4	16	PAHZZ	5920-00-892-9311	FHN26G1	81349	FUSEHOLDER		EA	2
4	17	PAOZZ	5920-00-043-2641	FO2A250V1-4A	81349	FUSE 1-4 AMPLIFIER		EA	2
4	18	PAHZZ	5930-00-655-1575	MS35059-22	96906	SWITCH, TOGGLE		EA	1
4	19	XDHZZ		4344111	26126	STANDOFF, INTERNAL THREAD		EA	1
4	20	XDHZZ		LH76LC14CD	81349	LAMPHOLDER		EA	1
4	21	PAOZZ	6240-00-223-9100	NE51	81349	LAMP, NEON		EA	1
4	22	PAHZZ	5930-00-655-1514	MS35058-22	96906	SWITCH, TOGGLE		EA	1
4	23	PAHZZ	6625-00-538-9572	15FHAC	31356	METER, FREQUENCY		EA	1
4	24	PAHZZ	5905-00-782-4565	4344100	26126	POTENTIOMETER ASSEMBLY		EA	1
4	25	PAHHH	5355-00-901-5663	4344109	26126	DIAL ASSEMBLY, CONTROL		EA	1
4	26	XDHZZ		4344122	26126	SECTION, RUBBER		EA	1

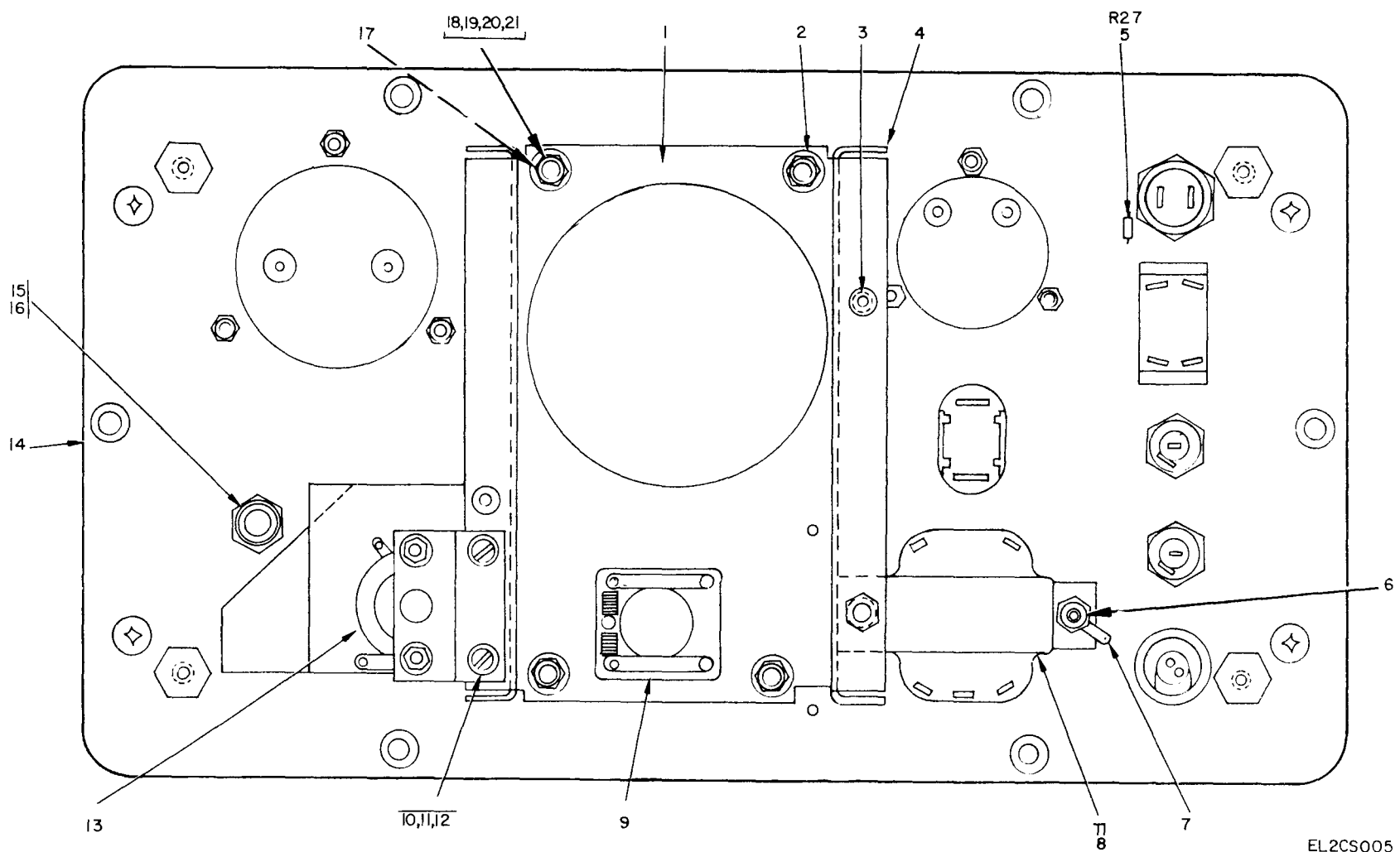


Figure 5. Signal Generator SG-377/URM-127, Rear View.

EL2CS005



SECTION II				TM11-6625-683-24P					
(1)	(2)	(3)	(4)	(5)	(6)	(7)	(8)		
ILLUSTRATION									
(A)	(B)	NATIONAL	PART		DESCRIPTION				QTY
FIG	ITEM	STOCK	NUMBER	FSCM		USABLE	ON	CODE	INC
NO.	NO.	NUMBER						U/M	IN
									UNIT
5	1	XDHZZ	4344028-1	26126	BRACKET, PANEL			EA	1
5	2	XDHZZ	F12LHCFM2-82	72962	NUT, SELF LOCKING			EA	8
5	3	XDHZZ	C1-440-2	46384	NUT, CLINCH			EA	2
5	4	XDHZZ	4344028	26126	BRACKET ASSEMBLY PANEL			EA	1
5	5	PAHZZ	5905-00-254-7087	RC20GF683K	81349	RESISTOR, FIXED, COMPOSITION		EA	1
5	6	XDHZZ	4344123	26126	NUT, HEXAGON, SMALL			EA	2
5	7	PAHZZ	5940-00-271-7258	7-8	79963	LUG, SOLDER		EA	1
5	8	PAHZZ	5950-00-901-6362	4344110	26126	TRANSFORMER, POWER		EA	1
5	9	PAHZZ	6625-00-902-3178	4344019-2	26126	SWITCH, ROTARY, SHAFT		EA	1
5	10	PAHZZ	5305-00-889-2997	MS35206-215	96906	SCREW, PAN HEAD		EA	2
5	11	PAHZZ	5310-00-551-7770	MS35337-40	96906	WASHER, LOCK		EA	2
5	12	PAHZZ	5310-00-167-0831	AN960-4L	88044	WASHER, FLAT		EA	2
5	13	PAHHH	6625-00-902-3179	4344016	26126	ATTENUATOR ASSEMBLY		EA	1
5	14	XDHZZ	4344011	81920	PANEL, FINISHED			EA	1
5	15	XDHZZ	4344112	81920	BEARING, PANEL			EA	1
5	16	XDHZZ	MS35333-25	96906	WASHER, LOCK			EA	1
5	17	XDHZZ	4344130-2	26126	STANDOFF, SWAGED			EA	1
5	18	XDHZZ	MS24583-42	96906	SCREW, FLAT HEAD			EA	13
5	19	PAHZZ	5310-00-012-0622	MS35649-82	96906	NUT, HEXAGON		EA	4
5	20	PAHZZ	5310-00-045-3299	MS35337-42	96906	WASHER, LOCK		EA	6
5	21	PAHZZ	5310-00-167-0833	AN960-8L	88044	WASHER, FLAT		EA	10



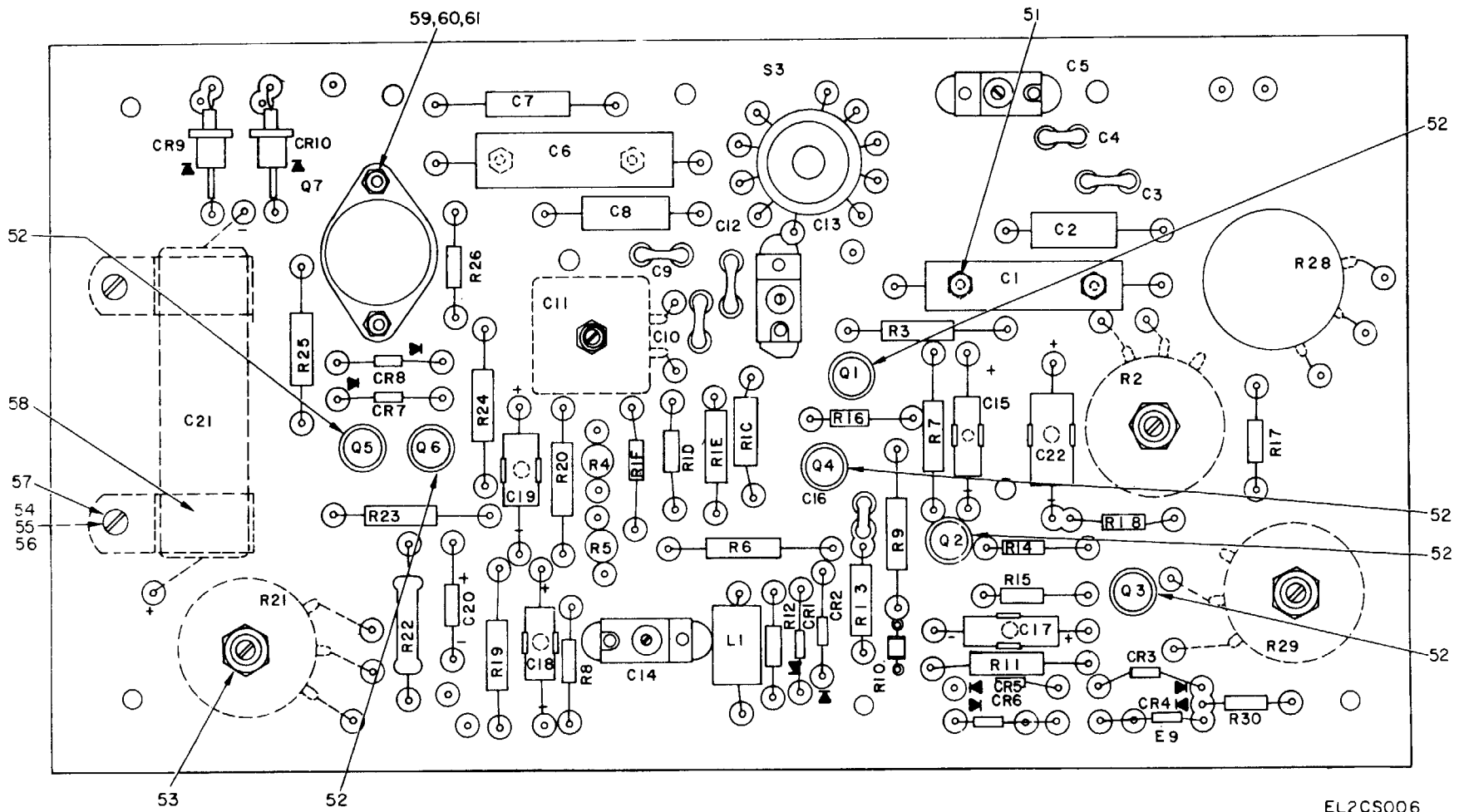


Figure 6. Printed Circuit Board Assembly ( Sheet 1 of 2).

EL2CS006

TM 11-6625-683-24P

REF. DES.	ITEM NO.	REF. DES.	ITEM NO.	REF. DES.	ITEM NO.	REF. DES.	ITEM NO.	REF. DES.	ITEM NO.	REF. DES.	ITEM NO.	REF. DES.	ITEM NO.	REF. DES.	ITEM NO.
C1	1	C11	10	C21	17	CR9	21	R1c	27	R8	34	R18	28	R29	29
C2	2	C12	11	C22	15	CR10	21	R1d	28	R9	35	R19	41	R30	49
C3	3	C13	5	CR1	18	L1	22	R1e	27	R10	36	R20	42	S3	50
C4	4	C14	5	CR2	18	Q1	23	R1f	28	R11	37	R21	29		
C5	5	C15	12	CR3	19	Q2	23	R2	29	R12	38	R22	43		
C6	6	C16	13	CR4	19	Q3	24	R3	30	R13	39	R23	44		
C7	7	C17	14	CR5	19	Q4	23	R4	31	R14	28	R24	45		
C8	8	C18	15	CR6	19	Q5	25	R5	31	R15	40	R25	46		
C9	9	C19	15	CR7	20	Q6	25	R6	32	R16	28	R26	47		
C10	9	C20	16	CR8	18	Q7	26	R7	33	R17	28	R28	48		

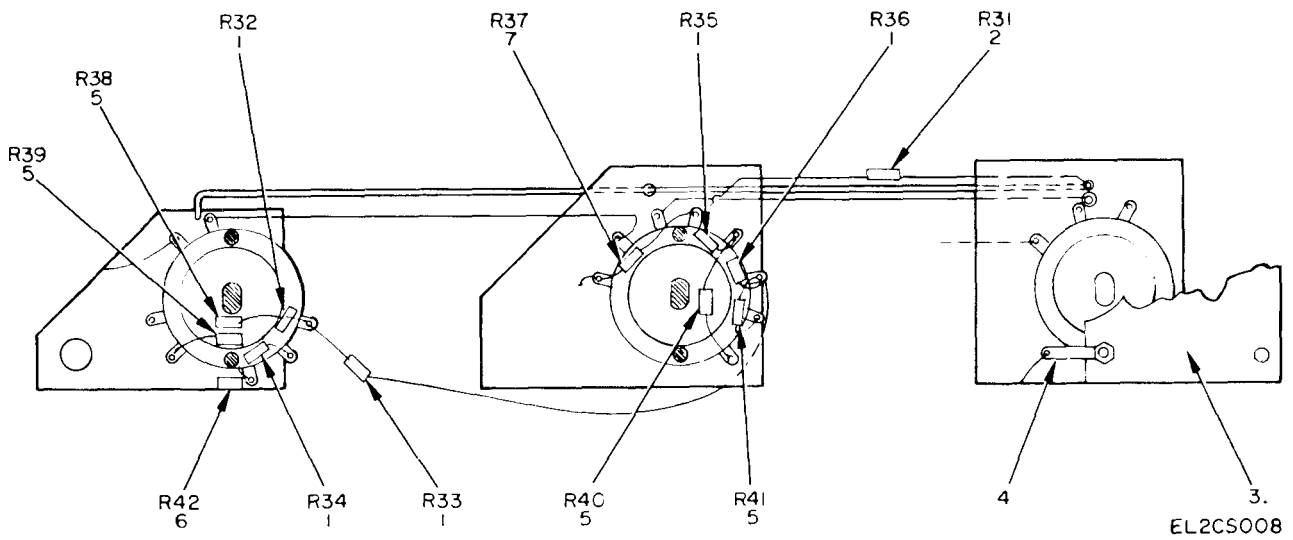
EL2CS007

Figure 6. Printed Circuit Board Assembly (Sheet 2 of 2).

SECTION II (1) ILLUSTRATION		(3) NATIONAL STOCK NUMBER		TM11-6625-683-24P (4)		(5) (6)		(7) (8) QTY INC IN UNIT	
(A) FIG NO.	(B) ITEM NO.	SMR CODE		PART NUMBER	FSCM	DESCRIPTION	USABLE ON CODE	U/M	
GROUP 0101 PRINTED CIRCUIT BOARD ASSEMBLY									
6	1	PAHZZ	5910-00-901-0821	4344127-1	26126	CAPACITOR, FIXED		EA	1
6	2	PAHZZ	5910-00-901-0823	4344127-2	26126	CAPACITOR, FIXED		EA	1
6	3	PAHZZ	5910-00-901-0822	4344128	26126	CAPACITOR, FIXED		EA	1
6	4	PAHZZ	5910-00-702-8057	CM05FD331G03	81349	CAPACITOR, FIXED, MICA SELECT		EA	1
6	5	PAHZZ	5910-00-901-5664	PC423	72136	CAPACITOR, TRIMMER		EA	3
6	6	PAHZZ	5910-00-901-0824	4344127-3	26126	CAPACITOR, FIXED		EA	1
6	7	PAHZZ	5910-00-828-5717	CP04A1KB273K3	81349	CAPACITOR, FIXED, PAPER		EA	1
6	7	PAHZZ	5910-00-835-3912	CP04A1KB333K3	81349	CAPACITOR, FIXED, PAPER		EA	1
6	7	PAHZZ	5910-01-012-3790	CP04A1KC123K3	81349	CAPACITOR, FIXED, PAPER		EA	1
6	7	PAHZZ	5910-00-881-5496	CP04A1KC183K3	81349	CAPACITOR, FIXED, PAPER		EA	1
6	7	PAHZZ	5910-00-823-1538	CP04A1KC223K3	81349	CAPACITOR, FIXED, PAPER		EA	1
6	7	XDHZZ		CP04A1KC393K3	81349	CAPACITOR, FIXED, PAPER		EA	1
6	7	PAHZZ	5910-00-081-3173	CP04A1KC473K3	81349	CAPACITOR, FIXED, PAPER		EA	1
6	7	PAHZZ	5910-00-851-0878	CP04A1KC563K3	81349	CAPACITOR, FIXED, PAPER		EA	1
6	8	PAHZZ	5910-00-903-3568	4344127-4	26126	CAPACITOR, FIXED, CERAMIC		EA	1
6		PAHZZ	5910-00-965-941	CM06D102K03	81349	CAPACITOR, FIXED, MICA SELECT		EA	1
6	9	PAHZZ	5910-00-781-1154	CM06D152J03	81349	CAPACITOR, FIXED, MICA SELECT		EA	1
6	9	PAHZZ	5910-00-806-3412	SM06D202J03	81349	CAPACITOR, FIXED, MICA SELECT		EA	1
6	9	PAHZZ	5910-00-728-1583	CM06D242J03	81349	CAPACITOR, FIXED, MICA SELECT		EA	1
6	9	PAHZZ	5910-00-781-4511	CM06D302J03	81349	CAPACITOR, FIXED, MICA SELECT		EA	1
6	9	PAHZZ	5910-00-717-3539	CM06D332J03	81349	CAPACITOR, FIXED, MICA SELECT		EA	2
6	9	XDHZZ		CM06D392J03	81349	CAPACITOR, FIXED, MICA SELECT		EA	1
6	9	PAHZZ	5910-00-771-3008	CM06D432J03	81349	CAPACITOR, FIXED, MICA SELECT		EA	1
6	9	PAHZZ	5910-00-900-4641	CM06D472J03	81349	CAPACITOR, FIXED, MICA SELECT		EA	1
6	10	PAHZZ	5910-00-648-7503	307	72136	CAPACITOR, TRIMMER		EA	1
6	11	PAHZZ	5910-00-771-3008	CM05C271J03	81349	CAPACITOR, FIXED, MICA		EA	1
6	12	XDHZZ		CS12AG150M	81349	CAPACITOR, FIXED, SOLID ELECTROLYTE, TANTULUM		EA	1
6	13	PAHZZ	5910-00-954-5497	CM05C201J03	81349	CAPACITOR, FIXED, MICA		EA	1
6	14	PAHZZ	5910-00-912-2314	CS12BB337M	81349	CAPACITOR, FIXED, SOLID ELECTROLYTE, TANTULUM		EA	1
6	15	XDHZ		CS12AF470M	81349	CAPACITOR, FIXED, SOLID ELECTROLYTE, TANTULUM		EA	3
6	16	PAHZZ	5910-00-810-4851	CS12AG4R7M	81349	CAPACITOR, FIXED, SOLID ELECTROLYTE, TANTULUM		EA	1
6	17	PAHZZ	5910-00-965-7800	CE13C111H	81349	CAPACITORK, FIXED, ELECTROLYTIC		EA	1
6	18	PAHZZ	5961-00-646-4611	JAN1N457	81349	SEMICONDUCTOR DEVICE, DIODE		EA	3
6	19	PAHZZ	5961-00-615-0095	JAN1N276	81349	SEMICONDUCTOR DEVICE, DIODE		EA	4
6	20	PAHZZ	5961-00-821-2309	JAN1N751A	81349	SEMICONDUCTOR DEVICEK, DIODE		EA	1
6	21	PAHZZ	5961-00-577-6214	JAN1N538	81349	SEMICONDUCTOR DEVICE, DIODE		EA	2
6	22	XDHZZ		MS16223-19	96906	COIL, RADIO FREQUENCY		EA	1
6	23	PAHZZ	5961-00-837-7262	JAN2N697	81349	TRANSISTOR		EA	3
6	24	PAHZZ	5961-00-081-8365	JAN2N1131	81349	TRANSISTOR		EA	1

SECTION II (1) ILLUSTRATION				TM11-6625-683-24P							
(A) FIG NO.	(B) ITEM NO.	(2) SMR CODE	(3) NATIONAL STOCK NUMBER	(4) PART NUMBER	(5) FSCM	(6) DESCRIPTION	(7) USABLE ON CODE	(8) QTY INC IN UNIT			
6	28	PAHZZ	5961-00-824-8449	JAN2N396A	81349	TRANSISTOR		EA	2		
6	26	PAHZZ	5961-00-821-8976	JAN2N297A	81349	TRANSISTOR		EA	1		
6	27	PAHZZ	5905-00-993-6975	RN65D1781F	81349	RESISTOR, FIXED, FILM		EA	2		
6	28	PAHZZ	5905-00-190-8883	RC20GF100J	81349	RESISTOR, FIXED, COMPOSITION SELECT		EA	1		
6	28	PAHZZ	5905-00-190-8889	RC20GF101J	81349	RESISTOR, FIXED, COMPOSITION SELECT		EA	1		
6	28	PAHZZ	5905-00-279-3515	RC20GF111J	81349	RESISTOR, FIXED, COMPOSITION SELECT		EA	1		
6	28	PAHZZ	5905-00-252-5434	RC20GF121J	81349	RESISTOR, FIXED, COMPOSITION SELECT		EA	1		
6	28	PAHZZ	5905-00-252-5436	RC20GF131J	81349	RESISTOR, FIXED, COMPOSITION SELECT		EA	1		
6	28	PAHZZ	5905-00-299-1541	RC20GF151J	81349	RESISTOR, FIXED, COMPOSITION SELECT		EA	1		
6	28	PAHZZ	5905-00-474-0448	RC20GF161J	81349	RESISTOR, FIXED, COMPOSITION SELECT		EA	1		
6	28	PAHZZ	5905-00-279-1753	RC20GF180J	81349	RESISTOR, FIXED, COMPOSITION SELECT		EA	1		
6	28	PAHZZ	5905-00-935-8544	RC20GF181J	81349	RESISTOR, FIXED, COMPOSITION SELECT		EA	1		
6	28	PAHZZ	5905-00-279-2674	RC20GF201J	81349	RESISTOR, FIXED, COMPOSITION SELECT		EA	1		
6	28	PAHZZ	5905-00-104-8350	RC20GF221J	81349	RESISTOR, FIXED, COMPOSITION SELECT		EA	1		
6	28	PAHZZ	5905-00-279-2593	RC20GF241J	81349	RESISTOR, FIXED, COMPOSITION SELECT		EA	1		
6	28	PAHZZ	5905-00-279-1879	RC20GF270J	81349	RESISTOR, FIXED, COMPOSITION SELECT		EA	5		
6	28	PAHZZ	5905-00-171-2006	RC20GF271J	81349	RESISTOR, FIXED, COMPOSITION SELECT		EA	1		
6	28	PAHZZ	5905-00-279-1885	RC20GF360J	81349	RESISTOR, FIXED, COMPOSITION SELECT		EA	1		
6	28	PAHZZ	5905-00-279-1887	RC20GF430J	81349	RESISTOR, FIXED, COMPOSITION SELECT		EA	1		
6	28	PAHZZ	5905-00-279-3517	RC20GF510J	81349	RESISTOR, FIXED, COMPOSITION SELECT		EA	1		
6	28	PAHZZ	5905-00-195-5571	RC20GF680J	81349	RESISTOR, FIXED, COMPOSITION SELECT		EA	1		
6	28	PAHZZ	5905-00-279-1758	RC20GF750J	81349	RESISTOR, FIXED, COMPOSITION SELECT		EA	1		
6	28	PAHZZ	5905-00-279-1894	RC20GF820J	81349	RESISTOR, FIXED, COMPOSITION SELECT		EA	1		
6	28	PAHZZ	5905-00-279-3516	RC20GF910J	81349	RESISTOR, FIXED, COMPOSITION SELECT		EA	1		
6	29	PAHZZ	5905-00-681-1197	RA20LASB102A	81349	RESISTOR, VARIABLE		EA	3		
6	30	PAHZZ	5905-00-855-5306	RN65D1501F	81349	RESISTOR, FIXED, FILM		EA	1		
6	31	PAOZZ	6240-00-782-5605	10AS	58854	LAMP, INCANDESCENT		EA	2		
6	32	PAHZZ	5905-00-952-9639	RN65D3571F	81349	RESISTOR, FIXED, FILM		EA	1		
6	33	PAHZZ	5905-00-951-4932	RN65D4122F	81349	RESISTOR, FIXED, FILM		EA	1		
6	34	PAHZZ	5905-00-106-1282	RCR20C223JS	81349	RESISTOR, FIXED, COMPOSITION		EA	1		
6	35	PAHZZ	5905-00-704-8495	RN65D4531F	81349	RESISTOR, FIXED, FILM		EA	1		
6	36	PAHZZ	5905-00-985-6231	4344124	26126	THERMISTOR		EA	1		
6	37	PAHZZ	5905-00-993-1359	RN65D2611F	81349	RESISTOR, FIXED, FILM		EA	1		
6	38	PAHZZ	5905-00-171-2001	RC20GF362J	81349	RESISTOR, FIXED, COMPOSITION		EA	1		
6	39	PAHZZ	5905-00-279-3509	RC20GF911J	81349	RESISTOR, FIXED, COMPOSITION		EA	1		
6	40	PAHZZ	5905-00-279-3511	RC20GF511J	81349	RESISTOR, FIXED, COMPOSITION		EA	1		
6	41	PAHZZ	5905-00-993-5957	RN70D2211F	81349	RESISTOR, FIXED, FILM		EA	1		
6	42	PAHZZ	5905-00-988-4915	RN70D1821F	81349	RESISTOR, FIXED, FILM		EA	1		
6	43	PAHZZ	5905-00-975-1157	RN67V682	81349	RESISTOR, FIXED, WIRE WOUND		EA	1		
6	44	PAHZZ	5905-00-279-2662	RC32GF362J	81349	RESISTOR, FIXED, COMPOSITION		EA	1		

SECTION II		TM11-6625-683-24P						(7)	(8)
(1)	(2)	(3)	(4)	(5)	(6)			(7)	(8)
ILLUSTRATION									
(A)	(B)	NATIONAL	PART		DESCRIPTION				QTY
FIG	ITEM	STOCK	NUMBER	FSCM		USABLE ON CODE	U/M	INC	IN
NO.	NO.	NUMBER	NUMBER					IN	UNIT
6	42	PAHZZ 5905-00-078-8300	RN70D7501F	81349	RESISTOR, FIXED, FILM		EA	1	
6	46	PAHZZ 5905-00-101-7573	RC32GF5R6J	81349	RESISTOR, FIXED, COMPOSITION		EA	1	
6	41	PAHZZ 5905-00-279-2673	RC20GF622J	81349	RESISTOR, FIXED, COMPOSITION		EA	1	
6	48	PAHZZ 5905-00-581-6187	RA20NAPD502A	81349	RESISTOR, VARIABLE		EA	1	
6	49	PAHZZ 5905-00-983-6914	RN60D1002F	81349	RESISTOR, FIXED, FILM		EA	1	
6	50	PAHZZ 6625-00-902-3176	4344019-1	26126	WAFER, SWITCH		EA	1	
6	51	PAHZZ 5310-00-198-3724	MS35337-41	96906	WASHER, LOCK		EA	4	
6	52	PAHZZ 5999-00-072-7149	A10123	07047	INSULATOR, PAD		EA	6	
6	53	PAHZZ 5310-00-167-0837	AN960-616L	88044	WASHER, FLAT		EA	4	
6	54	PAHZZ 5310-00-012-0622	MS35649-82	96906	NUT, HEXAGON		EA	2	
6	55	PAHZZ 5310-00-167-0833	AN960-8L	88044	WASHER, FLAT		EA	2	
6	56	PAHZZ 5310-00-045-3299	MS35338-42	96906	WASHER, LOCK		EA	2	
6	57	PAHZZ 5305-00-984-4988	MS35206-228	96906	SCREW, PAN HEAD		EA	2	
6	58	PAHZZ 5340-00-598-0234	MS122910	96906	CLAMP, LOOP		EA	2	
6	59	PAHZZ 5305-00-984-6193	MS35206-245	96906	SCREW, PAN HEAD		EA	2	
6	60	PAHZZ 5310-00-013-4530	MS35649-62	96906	NUT, HEXAGON		EA	2	
6	61	PAHZZ 5310-00-983-8483	MS27183-5	96906	WASHER, FLAT		EA	2	



EL2CS008

Figure 7. Attenuator Assembly.



SECTION II		TM11-6625-683-24P						(7)	(8)
(1)	(2)	(3)	(4)	(5)	(6)			(7)	(8)
ILLUSTRATION									
(A)	(B)	NATIONAL			DESCRIPTION				QTY
FIG	ITEM	STOCK	PART						INC
NO.	NO.	NUMBER	NUMBER	FSCM		USABLE ON CODE	U/M		IN
									UNIT
GROUP 0102 ATTENUATOR ASSEMBLY									
7	1	PAHZZ	5905-00-985-6225	4344129-3	26126	RESISTOR, FIXED		EA	5
7	2	PAHZZ	5905-00-985-6221	4344129-2	26126	RESISTOR, FIXED		EA	1
7	3	XDHZZ		4344029	26126	BRACKET, ATTENUATOR		EA	1
7	4	PAHZZ	5940-00-173-8409	9-4	79963	LUG, SOLDER		EA	1
7	5	PAHZZ	5905-00-985-6226	4344129-1	26126	RESISTOR, FIXED		EA	4
7	6	XDHZZ		4344129-5	26126	RESISTOR, FIXED		EA	1
7	7	PAHZZ	5905-00-926-2821	4344129-4	26126	RESISTOR, FIXED		EA	1

NOTE: LATEST NATIONAL STOCK NUMBER AND PART NUMBER ASSIGNMENTS ARE INCLUDED AT END OF INDEX.

STOCK NUMBER	FIGURE NO.	ITEM NO.	STOCK NUMBER	FIGURE NO.	ITEM NO.
5310-00-009-7662	3	10	5930-00-655-1514	4	22
5310-00-013-4530	6	60	5930-00-655-1575	4	18
5920-00-043-2641	4	17	5905-00-681-1197	6	29
5999-00-072-7149	6	52	5935-00-681-5685	2	16
5905-00-078-8300	6	45	5905-00-704-8495	6	35
5905-00-101-7573	6	46			
5310-00-167-0831	5	12			
5310-00-167-0832	3	7			
5310-00-167-0832	4	3	6625-00-782-5257	4	7
5310-00-167-0833	3	3	6240-00-782-5605	6	31
5310-00-167-0833	5	21	5910-00-810-4851	6	16
5310-00-167-0833	6	55	4010-00-826-6040	2	10
5310-00-167-0837	6	53	5961-00-837-7262	6	23
5905-00-171-2001	6	38	5340-00-840-0954	4	9
			5935-00-843-7362	1	6
5905-00-171-2006	6	28	5905-00-855-5306	6	30
5940-00-173-8409	7	4	5305-00-889-2997	5	10
5905-00-190-8883	6	28	5305-00-889-2999	4	13
5905-00-195-5571	6	28	5920-00-892-9311	4	16
6240-00-223-9100	4	21	5910-00-900-4641	6	9
5985-00-224-5419	2	6	5910-00-901-0821	6	1
5999-00-244-5391	2	3	5910-00-901-0822	6	3
5905-00-252-5434	6	28	5910-00-901-0823	6	2
5905-00-252-5436	6	28	5910-00-901-0824	6	6
5905-00-254-7087	5	5	5355-00-901-5663	4	25
5905-00-279-1758	6	28	5910-00-901-5664	6	5
5905-00-279-1885	6	28	5950-00-901-6362	5	8
5905-00-279-1887	6	28	6625-00-902-3174	2	14
5905-00-279-1894	6	28	6625-00-902-3176	6	50
5905-00-279-2593	6	28	6625-00-902-3177	3	9
5905-00-279-2662	6	44	6625-00-902-3179	5	13
5905-00-279-2673	6	47	5940-00-902-3223	1	5
5905-00-279-2674	6	28	5910-00-912-2314	6	14
5905-00-279-3509	6	39	5305-00-937-0278	2	12
5905-00-279-3511	6	40	5305-00-937-0278	3	17
			5905-00-951-4932	6	33
			5905-00-952-9639	6	32
5905-00-279-3515	6	28	5910-00-965-7800	6	17
5905-00-279-3516	6	28	5905-00-983-6914	6	49
5905-00-279-3517	6	28	5310-00-983-8483	6	61
5905-00-299-1541	6	28	5305-00-984-4988	3	6
5995-00-503-0470	2	18	5305-00-984-4988	4	2
			5305-00-984-4988	6	57
			5305-00-984-6191	3	2
6625-00-538-9572	4	23	5305-00-984-6193	6	59
5355-00-543-0789	3	19	5905-00-985-6221	7	2
5935-00-549-1159	2	5	5905-00-985-6225	7	1
5961-00-577-6214	6	21	5905-00-985-6226	7	5
5340-00-598-0234	6	58	5905-00-985-6231	6	36
5355-00-614-0400	4	5	5905-00-988-4915	6	42
5961-00-615-0095	6	19	5905-00-993-1359	6	37
5355-00-616-9604	4	11	5905-00-993-5957	6	41
5961-00-646-4611	6	18	5905-00-993-6975	6	27
5910-00-648-7503	6	10			

PART NUMBER	FSCM	FIG NO	ITEM NO	PART NUMBER	FSCM	FIG NO	ITEM NO
AN565D6H2	88044	3	12	CM06D472J03	81349	6	9
AN960-4L	88044	5	12	CP04A1KB273K3	81349	6	7
AN960-6L	88044	3	7	CP04A1KB333K3	81349	6	7
AN960-6L	88044	4	3	CP04A1KC123K3	81349	6	7
AN960-6L6L	88044	6	53	CP04A1KC183K3	81349	6	7
AN960-8L	88044	3	3	CP04A1KC223K3	81349	6	7
AN960-8L	88044	5	21	CP04A1KC393K3	81349	6	7
AN960-8L	88044	6	55	CP04A1KC473K3	81349	6	7
A10123	07047	6	52	CP04A1KC563K3	81349	6	7
CE13C111H	81349	6	17	CS12AF470M	81349	6	15
CG409EU	80058	2	18	CS12AG150M	81349	6	12
CM05C201J03	81349	6	13	CS12AG4R7M	81349	6	16
CM05C271J03	81349	6	11	CS12BB337M	81349	6	14
			4	C1-440-2	46384	5	3
CM06D102K03	81349	6	9	DA35U	80058	2	6
CM06D152J03	81349	6	9		81349	4	16
CM06D202J03	81349	6	9	FO2A250V1-4A	81349	4	17
CM06D242J03	81349	6	9	F12LHCFM2-82	72962	5	2
CM06D302J03	81349	6	9	JAN1N276	81349	6	19
CM06D332J03	81349	6	9	JAN1N457	81349	6	18
CM06D392J03	81349	6	9	JAN1N538	81349	6	21
CM06D432J03	81349	6	9	JAN2N396A	81349	6	25

## NATIONAL STOCK NUMBER AND PART NUMBER INDEX (CONTINUED)

PART NUMBER	FSCM	FIG. NO.	ITEM NO.	PART NUMBER	FSCM	FIG. NO.	ITEM NO.
JAN2N697	81349	6	23	RN65D4531F	81349	6	35
LH76LC14CD	81349	4	20	RN70D1821F	81349	6	42
MS122910	96906	6	58	RN70D2211F	81349	6	41
MS16223-19	96906	6	22	RN70D7501F	81349	6	45
MS21993-2	81349	2	1		81349	6	43
MS24583-42	96906	5	18	SG377URM127	80058	1	1
MS24583-55	96906	4	8	SR6P-1	28520	4	15
MS24663	96906	1	6	UG514U	80058	2	5
MS27183-5	96906	6	61	UG88CU	80058	2	16
MS35058-22	96906	4	22				
MS35059-22	96906	4	18				
MS35183C	96906	4	10				
MS35206-215	96906	5	10	10AS	58854	6	31
MS35206-217	96906	4	13	100-200-17A1	99378	2	17
MS35206-228	96906	3	6	100-200-18-2	99378	2	2
MS35206-228	96906	4	2	101001	75915	2	3
MS35206-228	96906	6	57	15FHAC	31356	4	23
MS35206-243	96906	3	2	2000-181	26126	2	8
MS35206-245	96906	6	59	2161	83330	3	10
MS35333-25	96906	5	16	307	72136	6	10
MS35337-40	969006	2	15	320665	04618	1	5
MS35337-40	96906	5	1				
MS35337-41	96906	3	8	4344007	23126	2	4
MS35337-41	96906	4	4	4344008	26126	3	17
MS35337-41	96906	6	51	4344011	81920	5	14
MS35337-42	96906	3	4	4344014	26126	3	9
MS35337-42	96096	5	20	4344015	26126	4	6
				4344016	26126	5	13
MS35649-42	96906	4	14	4344017	26126	2	11
MS35649-62	96906	6	60	4344019-1	26126	6	50
MS35649-82	96906	5	19	4344019-2	26126	5	9
MS35649-82	96906	6	57	4344021	26126	1	4
MS39087-4	96906	4	9	4344021-1	26126	1	3
MS91528-1N2B	96906	3	19	4344022	26126	4	7
MS91528-1P2B	96906	4	11	4344025	26126	2	14
MS91531-3N2B	96906	4	5	4344026	26126	3	14
NE51	81349	4	21	4344027	26126	3	1
PC423	72136	6	5	4344028	26126	5	4
RA20LASB102A	81349	6	29	4344028-1	26126	5	1
RA20NAFD502A	81349	6	48	4344029	26126	7	3
RC20GF100J	81349	6	28	4344030	26126	3	5
RC20GF101J	81349	6	28	4344100	26126	4	24
RC20GF111J	81349	6	28	4344108-1	26126	4	12
RC20GF121J	81349	6	28	4344109	26126	4	25
RC20GF131J	81349	6	28	4344110	26126	5	8
RC20GF151J	81349	6	28	4344111	26126	4	19
RC20GF161J	81349	6	28	4344112	81920	5	15
RC20GF180J	81349	6	28	4344116	26126	1	7
RC20GF181J	81349	6	28	4344117	26126	3	15
RC20GF201J	81349	6	28	4344118	26126	3	11
RC20GF221J	81349	6	28	4344119	26126	4	1
				4344120	26126	1	2
RC20GF241J	81349	6	28	4344122	26126	4	26
RC20GF270J	81349	6	28	4344123	26126	5	6
RC20GF271J	81349	6	28	4344124	26126	6	36
RC20GF360J	81349	6	28	4344127-1	26126	6	1
RC20GF362J	81349	6	38	4344127-2	26126	6	2
RC20GF430J	81349	6	28	4344127-3	26126	6	6
RC20GF510J	81349	6	28	4344127-4	26126	6	8
RC20GF511J	81349	6	40	4344128	26126	6	3
RC20GF622J	81349	6	47	4344129-1	53126	7	5
RC20GF680J	81349	6	28	4344129-2	26126	7	2
RC20GF683K	81349	5	5	4344129-3	26126	7	1
RC20GF750J	81349	6	28	4344129-4	26126	7	7
RC20GF820J	81349	6	28	4344129-5	26126	7	6
RC20GF910J	81349	6	28	4344130-1	26126	3	13
RC20GF911J	81349	6	39	4344130-2	26126	5	17
RC32GF362J	81349	6	44	4344131-4	26126	2	10
RC32GF5R6J	81349	6	46	4344132	26126	2	9
RN60D1002F	81349	6	49	4382-3	06540	2	13
RN65D1501F	81349	6	30	4382-3	06540	3	16
RN65D1781F	81349	6	27	6MS35337-40	96990	2	7
RN65D2611F	81349	6	37	6102SS0832-7	06540	2	12
RN65D3571F	81349	6	32	6102SS0832-7	06540	3	18
RN65D4122F	81349	6	33	9-4	79963	7	4

SECTION IV LATEST NATIONAL STOCK NUMBER	TM11-6625-683-24P ASSIGNMENTS FIGURE NO.	ITEM NO.
5910-00-012-3790	6	7
5310-00-012-0622	5	19
5310-00-012-0622	6	24
5310-00-013-4524	4	14
5310-00-045-3299	3	4
5310-00-045-3299	5	20
5310-00-045-3299	6	56
5910-00-081-3173	6	7
5961-00-081-8365	6	24
5905-00-104-8350	6	28
5905-00-106-1282	6	34
5905-00-190-8889	6	28
5310-00-198-3724	3	8
5310-00-198-3724	4	4
5310-00-198-3724	6	51
5940-00-271-7258	5	7
5975-00-273-0788	4	15
5905-00-279-1753	6	28
5905-00-279-1879	6	28
5905-00-474-0448	6	28
5310-00-551-7770	2	7
5310-00-551-7770	2	15
5310-00-551-7770	5	11
5905-00-581-6187	6	48
5910-00-702-8057	6	4
5910-00-717-3539	6	9
5305-00-719-5329	3	12
5910-00-728-1583	6	9
5910-00-771-3008	6	9
5910-00-771-3008	6	11
5910-00-781-1154	6	9
5910-00-781-4511	6	9
5905-00-782-4565	4	24
5910-00-806-3412	6	9
5961-00-821-2309	6	20
5961-00-821-8976	6	26
5910-00-823-1538	6	7
5961-00-824-8449	6	25
5910-00-828-5717	6	7
5910-00-835-3912	6	7
5920-00-851-0878	6	7
5910-00-881-5496	6	7
6625-00-902-3178	5	9
5910-00-903-3568	6	8
5905-00-926-2821	7	7
6625-00-933-9981	3	11
5905-00-935-8544	6	28
5910-00-954-5497	6	13
4030-00-958-4415	2	9
5910-00-965-9441	6	9
5905-00-975-1157	6	43

LATEST PART NUMBER ASSIGNMENTS

PART NUMBER	FSCM	FIG NO	ITEM NO
CM05FD331G03	81349	6	6
FHN26G1	81349	4	16
JAN1N751A	81349	6	20
JAN2N1131	81349	6	24
JAN2N297A	81349	6	26
MS35338-42	96906	6	56
RCR20G223JS	81349	6	34
RW67V682	81349	6	43
7-8	79963	5	7



# SOMETHING WRONG WITH THIS MANUAL?

THEN... JOT DOWN THE DOPE ABOUT IT ON THIS FORM, TEAR IT OUT, FOLD IT AND DROP IT IN THE MAIL!

FROM: (YOUR UNIT'S COMPLETE ADDRESS)

Commander  
Stateside Army Depot  
ATTN: AMSTA-US  
Stateside, N.J. 07703

DATE 10 July 1975

PUBLICATION NUMBER

TM 11-5840-340-12

DATE

23 Jan 74

TITLE

Radar Set AN/PSC-76

BE EXACT... PIN-POINT WHERE IT IS

PAGE NO.	PARA-GRAPH	FIGURE NO.	TABLE NO.
----------	------------	------------	-----------

2-25	2-28		
3-10	3-3		3-1
5-6	5-8		

FO3

IN THIS SPACE TELL WHAT IS WRONG AND WHAT SHOULD BE DONE ABOUT IT:

Recommend that the installation antenna alignment procedure be changed through to specify a 2° IFF antenna lag rather than 1°.

REASON: Experience has shown that with only a 1° lag, the antenna servo system is too sensitive to wind gusting in excess of 25 knots, and has a tendency to rapidly accelerate and decelerate as it hunts, causing strain to the drive train. Hunting is minimized by adjusting the lag to 2° without degradation of operation.

Item 5, Function column. Change "2 db" to "3db."

REASON: The adjustment procedure for the TRANS POWER FAULT indicator calls for a 3 db (500 watts) adjustment to light the TRANS POWER FAULT indicator.

Add new step f.1 to read, "Replace cover plate removed in step e.1, above."

REASON: To replace the cover plate.

Zone C 3. On J1-2, change "+24 VDC to "+5 VDC."

REASON: This is the output line of the 5 VDC power supply. + 24 VDC is the input voltage.

TEAR ALONG DOTTED LINE

TYPED NAME, GRADE OR TITLE, AND TELEPHONE NUMBER

SSG I. M. DeSpirito 999-1776

SIGN HERE:

*SSG I. M. DeSpirito*

DA FORM 2028-2  
1 AUG 74

P.S.--IF YOUR OUTFIT WANTS TO KNOW ABOUT YOUR MANUAL "FIND," MAKE A CARBON COPY OF THIS AND GIVE IT TO YOUR HEADQUARTERS.

HISA 1686-75





# SOMETHING WRONG WITH THIS MANUAL?

THEN...JOT DOWN THE DOPE ABOUT IT ON THIS FORM, TEAR IT OUT, FOLD IT AND DROP IT IN THE MAIL!

FROM: (YOUR UNIT'S COMPLETE ADDRESS)

DATE

PUBLICATION NUMBER

TM 11-6625-683-24P

DATE

25 Oct 78

TITLE

Signal Generator AN/URM-127

BE EXACT...PIN-POINT WHERE IT IS

PAGE NO.	PARA-GRAPH	FIGURE NO.	TABLE NO.

IN THIS SPACE TELL WHAT IS WRONG AND WHAT SHOULD BE DONE ABOUT IT:

TEAR ALONG DOTTED LINE

TYPED NAME, GRADE OR TITLE, AND TELEPHONE NUMBER


SIGN HERE:

FILL IN YOUR  
UNIT'S ADDRESS



FOLD BACK

DEPARTMENT OF THE ARMY



OFFICIAL BUSINESS

Commander  
US Army Communications and  
Electronics Materiel Readiness Command  
ATTN: DRSEL-ME-MQ  
Fort Monmouth, New Jersey 07703

TEAR ALONG DOTTED LINE

FOLD BACK



RECOMMENDED CHANGES TO EQUIPMENT TECHNICAL MANUALS



# SOMETHING WRONG WITH THIS MANUAL?

THEN...JOT DOWN THE DOPE ABOUT IT ON THIS FORM, TEAR IT OUT, FOLD IT AND DROP IT IN THE MAIL!

FROM: (YOUR UNIT'S COMPLETE ADDRESS)

DATE

PUBLICATION NUMBER

TM 11-6625-683-24P

DATE

25 Oct 78

TITLE

Signal Generator AN/URM-127

BE EXACT...PIN-POINT WHERE IT IS

IN THIS SPACE TELL WHAT IS WRONG AND WHAT SHOULD BE DONE ABOUT IT:

PAGE NO.	PARA-GRAPH	FIGURE NO.	TABLE NO.

TEAR ALONG DOTTED LINE

TYPED NAME, GRADE OR TITLE, AND TELEPHONE NUMBER

SIGN HERE:

DA FORM 2028-2  
1 AUG 74

P.S.--IF YOUR OUTFIT WANTS TO KNOW ABOUT YOUR MANUAL "FIND," MAKE A CARBON COPY OF THIS AND GIVE IT TO YOUR HEADQUARTERS.

FILL IN YOUR  
UNIT'S ADDRESS



FOLD BACK

DEPARTMENT OF THE ARMY

OFFICIAL BUSINESS

Commander  
US Army Communications and  
Electronics Materiel Readiness Command  
ATTN: DRSEL-ME-MQ  
Fort Monmouth, New Jersey 07703

FOLD BACK

TEAR ALONG DOTTED LINE

RECOMMENDED CHANGES TO EQUIPMENT TECHNICAL MANUALS



# SOMETHING WRONG WITH THIS MANUAL?

THEN... JOT DOWN THE DOPE ABOUT IT ON THIS FORM, TEAR IT OUT, FOLD IT AND DROP IT IN THE MAIL!

FROM: (YOUR UNIT'S COMPLETE ADDRESS)

DATE

PUBLICATION NUMBER

TM 11-6625-683-24P

DATE

25 Oct 78

TITLE

Signal Generator AN/URM-127

BE EXACT... PIN-POINT WHERE IT IS

PAGE NO.	PARA-GRAPH	FIGURE NO.	TABLE NO.

IN THIS SPACE TELL WHAT IS WRONG AND WHAT SHOULD BE DONE ABOUT IT:

TEAR ALONG DOTTED LINE

TYPED NAME, GRADE OR TITLE, AND TELEPHONE NUMBER


SIGN HERE:

FILL IN YOUR  
UNIT'S ADDRESS



FOLD BACK

DEPARTMENT OF THE ARMY



OFFICIAL BUSINESS

Commander  
US Army Communications and  
Electronics Materiel Readiness Command  
ATTN: DRSEL-ME-MQ  
Fort Monmouth, New Jersey 07703

FOLD BACK

TEAR ALONG DOTTED LINE





By Order of the Secretary of the Army:

**BERNARD W. ROGER**  
*General, United States Army*  
*Chief of Staff*

Official:

**J. C. PENNINGTON**  
*Brigadier General, United States Army*  
*The Adjutant General*

Distribution:

*Active Army:*

HISA (Ft Monmouth) (26)  
USAINSCOM (2)  
COE (1)  
TSG (1)  
USAARENBD (1)  
DARCOM (1)  
TRADOC (2)  
OS Maj Comd (4)  
TECOM (2)  
USACC (4)  
MDW (1)  
Armies (2)  
Corps (2)  
Svc Colleges (1)  
USASIGS (5)  
USAADS (2)  
USAFAS (2)  
USAARMS (2)  
USAIS (2)  
USAES (2)  
USAICS (3)

MAAG (1)  
USARMIS (1)  
USAERDAA (1)  
USAERDAW (1)  
Ft Gordon (10)  
Ft Huachuca (10)  
Ft Carson (5)  
Army Dep (1) except  
LBAD (14)  
SAAD (30)  
TOAD (14)  
SHAD (3)  
Ft Gillem (10)  
USA Dep (1)  
Sig Sec USA Dep (1)  
Ft Richardson (CERCOM Ofc) (2)  
Units org under fol TOE:  
(2 copies each)  
29-207  
29-610

NG: State AG (0); Units - None

USAR: None

For explanation of abbreviations used, see AR 310-50

