

**TECHNICAL MANUAL**  
**ORGANIZATIONAL MAINTENANCE**  
**REPAIR PARTS AND SPECIAL TOOLS LISTS**  
**FOR**  
**RADIO SET AN/URC-92**  
**(NSN 5820-01-057-6447)**

TECHNICAL MANUAL  
 No. 11-5820-873-20P



HEADQUARTERS  
 DEPARTMENT OF THE ARMY  
 WASHINGTON, DC, 13 September 1979

**ORGANIZATIONAL MAINTENANCE  
 REPAIR PARTS AND SPECIAL TOOLS LIST**

**FOR**

**RADIO SET AN/URC-92**

**(NSN 5820-01-057-6447)**

*Current as of 1 March 1979*

**REPORTING OF ERRORS**

You can improve this manual by recommending improvements using DA Form 2028-2 located in the back of the manual. Simply tear out the self-addressed form, fill it out as shown on the sample, fold it where shown, and drop it in the mail.

If there are no blank DA Form 2028-2 in the back of your manual, use the standard DA Form 2028 (Recommended Changes to Publications and Blank Forms) and forward to the Commander, US Army Communications and Electronics Materiel Readiness Command, ATTN: DRSEL-ME-MQ, Fort Monmouth, NJ 07703.

In either case a reply will be furnished direct to you.

**Table of Contents**

		Page	Illus Figure
SECTION	I. Introduction .....	1	
	II. Repair Parts List .....	5	
GROUP	00 Radio Set AN/URC-92 .....	5	1
	01 Telegraph Key .....	7	2
	03 Handset.....	9	3
	06 Electrical Equipment Mounting Base MT-4981/URC-92 .....	11	4
	07 Receiver-Transmitter RT-1277/URC-92 .....	13	5
	09 Electrical Equipment Mounting Base MT-4982/URC-92 .....	15	6
SECTION	III. Special Tools List (Not applicable)		
	IV. National Stock Number and Part Number Index .....	16	

## SECTION I

## INTRODUCTION

**1. Scope**

This manual lists spares and repair parts; special tools; special test, measurement, and diagnostic equipment (TMDE), and other special support equipment required for performance of organizational, direct support, and general support maintenance of the AN/URC-92. It authorizes the requisitioning and issue of spares and repair parts as indicated by the source and maintenance codes.

**2. General**

This Repair Parts and Special Tools List is divided into the following sections:

*a. Section II. Repair Parts List.* A list of spares and repair parts authorized for use in the performance of maintenance. The list also includes parts which must be removed for replacement of the authorized parts. Parts lists are composed of functional groups in numeric sequence, with the parts in each group listed in figure and item number sequence.

*b. Section III. Special Tools List.* Not applicable.

*c. Section IV. National Stock Number and Part Number Index.* A list, in National item identification number (NIIN) sequence, of all National stock numbers (NSN) appearing in the listings, followed by a list, in alphameric sequence, of all part numbers appearing in the listings. National stock numbers and part numbers are cross-referenced to each illustration figure and item number appearance.

**3. Explanation of Columns**

*a. Illustration.* This column is divided as follows: (1) *Figure number.* Indicates the figure number of the illustration on which the item is shown.

(2) *Item number.* The number used to identify item called out in the illustration.

*b. Source, Maintenance, and Recoverability (SMR) Codes.*

(1) *Source code.* Source codes indicate the manner of acquiring support items for maintenance, repair, or overhaul of end items. Source codes are entered in the first and second positions of the Uniform SMR Code format as follows:

<i>Code</i>	<i>Definition</i>
-------------	-------------------

PA—	Item procured and stocked for anticipated or known usage.
-----	---

PD—	Support item, excluding support equipment, procured for initial issue or outfitting and stocked only for subsequent or additional initial issues or outfittings. Not subject to automatic replenishment.
-----	--

AO—	Item to be assembled at organizational level.
-----	---

XA—	Item is not procured or stocked because the requirements for the item will result in the replacement of the next higher assembly.
-----	---

XD—	A support item that is not stocked. When required, item will be procured through normal supply channels.
-----	--

**NOTE**

Cannibalization or salvage may be used as a source of supply for any items source coded above except those coded XA and aircraft support items as restricted by AR 700-42.

(2) *Maintenance code.* Maintenance codes are assigned to indicate the levels of maintenance authorized to USE and REPAIR support items. The maintenance codes are entered in the third and fourth positions of the Uniform SMR Code format as follows:

(a) The maintenance code entered in the third position will indicate the lowest maintenance level authorized to remove, replace, and use the support item. The maintenance code entered in the third position will indicate one of the following levels of maintenance:

<i>Code</i>	<i>Application/Explanation</i>
-------------	--------------------------------

O—	Support item is removed, replaced, used at the organizational level.
----	--

(b) The maintenance code entered in the fourth position indicates whether the item is to be repaired and identifies the lowest maintenance level with the capability to perform complete repair (i.e., all authorized maintenance functions). This position will contain one of the following maintenance codes:



find the figure and item number noted on the illustration.

b. When National stock number or part number is known.

(1) *First.* Using the Index of National Stock Numbers and Part Numbers, find the pertinent National stock number or part number. This index is in NIIN sequence followed by a list of part numbers in alphameric sequence, cross-referenced to the illustration figure number and item number.

(2) *Second.* After finding the figure and item number, locate the figure and item number in the repair parts list.

**6. Abbreviations**

Not applicable.

**(Next printed page is 4)**

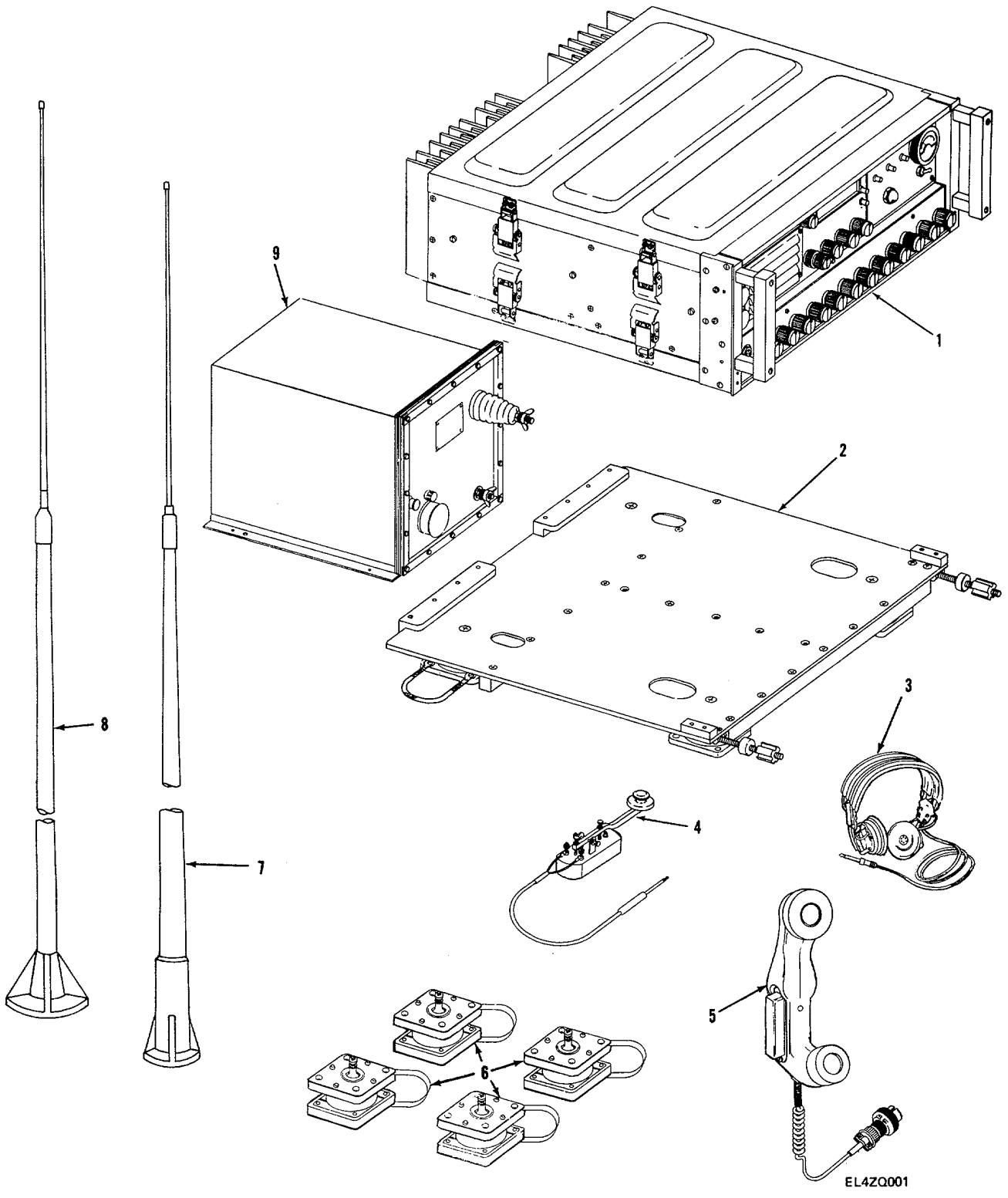
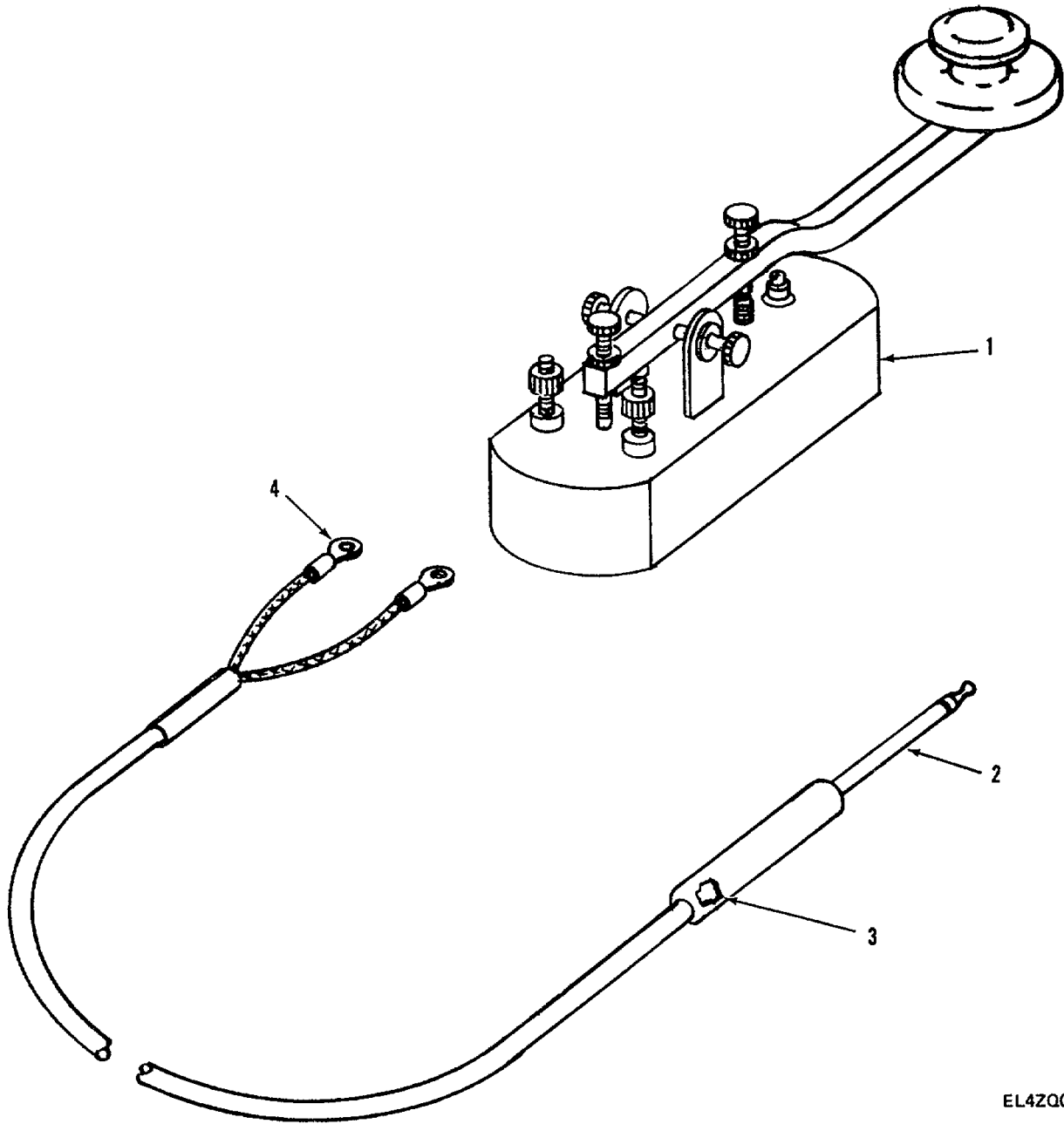


Figure 1. Radio Set AN/URC-92.

SECTION II

TM 11-5820-873-20P

(1) ILLUSTRATION		(2)	(3)	(4)	(5)	(6)	(7)	(8)
(a) FIG NO.	(b) ITEM NO.	SMR CODE	NATIONAL STOCK NUMBER	PART NUMBER	FSCM	DESCRIPTION  <i>USABLE ON CODE</i>	U/M	QTY INC IN UNIT
1	1	XAOHD		RT1277URC92	80058	GROUP 00 RADIO SET AN/URC-92	EA	1
1	2	AOOOO		MT4981URC92	80058	RCVR-XMTR	EA	1
1	3	PAOZZ		M-23	76596	MTG BASE, ELEC EQPT.....	EA	1
1	4	ACOOO		5024000994	12338	HEADSET .....	EA	1
1	5	AOOOO		5024000790	12338	TELEGRAPH KEY ASSY .....	EA	1
1	6	AOOOO		MT4982URC92	80058	HANDSET ASSY. ....	EA	1
1	7	PDOZZ		AS3287URC	80058	MTG BASE, ELEC EQPT .....	EA	1
1	8	PDOZZ		AS3286URC	80058	ANTENNA, RADIO .....	EA	1
1	9	XAOZZ		CU2229URC92	80058	ANTENNA, RADIO .....	EA	1
						COUPLER UNIT.....	EA	4



EL4ZQ002

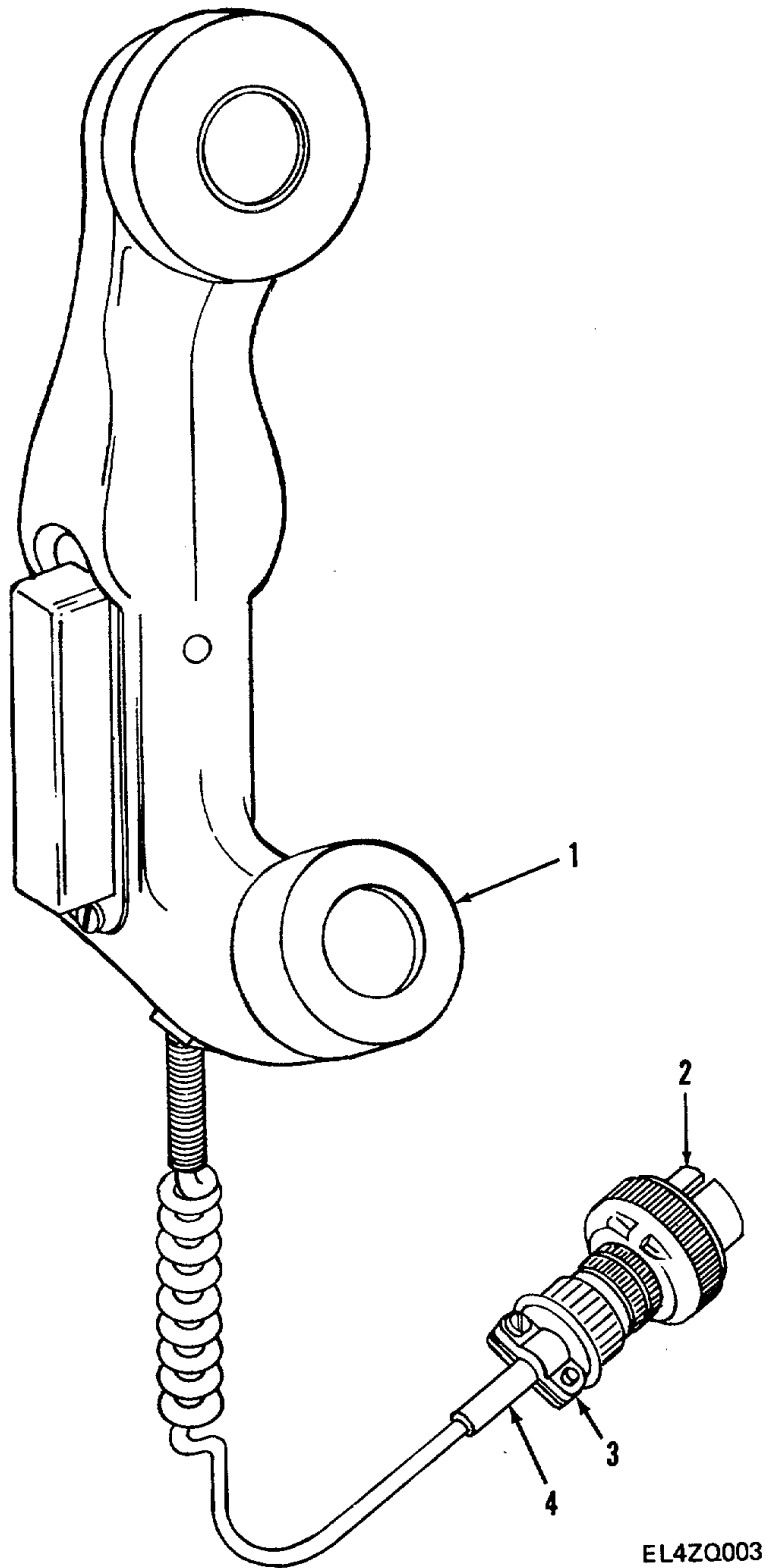
Figure 2. Telegraph Key



SECTION II

TM 11-5820-873-20P

(1) ILLUSTRATION		(2)	(3)	(4)	(5)	(6)	(7)	(8)
(a) FIG NO.	(b) ITEM NO.	SMR CODE	NATIONAL STOCK NUMBER	PART NUMBER	FSCM	DESCRIPTION  <i>USABLE ON CODE</i>	U/M	QTY INC IN UNIT
						GROUP 01 TELEGRAPH KEY		
2	1	PAOZZ		114320-001	98354	KEY, TELEGRAPH .....	EA	1
2	2	XDOZZ		PJ-055B	96906	PLUG, TELEPHONE.....	EA	1
2	3	XDOZZ		9102	73473	SPACER, SLEEVE.....	EA	1
2	4	PAOZZ	5940-00-577-3711	MS25036-3	96906	TERMINAL, LUG .....	EA	2



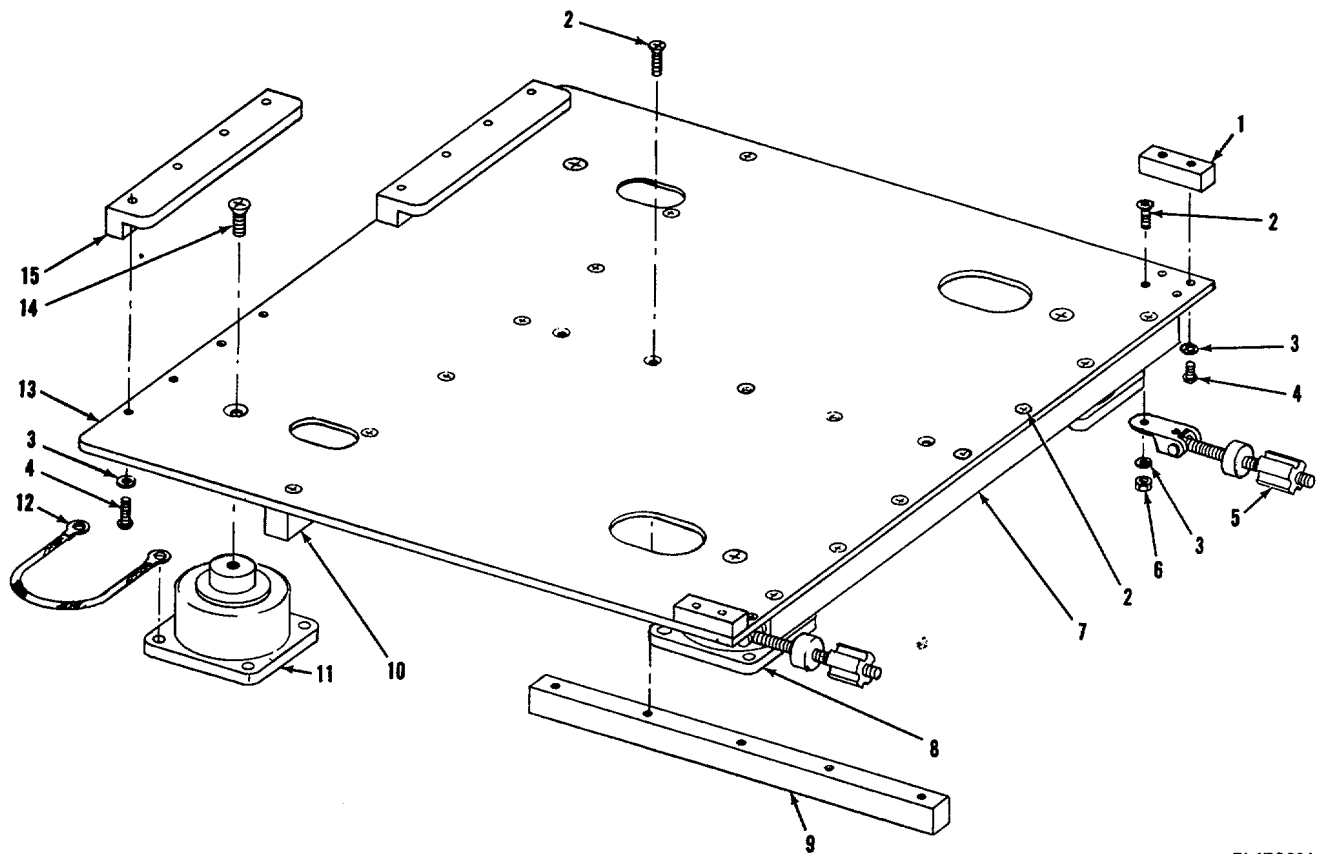
EL4ZQ003

Figure 3. Handset.

SECTION II

TM 11-5820-873-20P

(1) ILLUSTRATION		(2)	(3)	(4)	(5)	(6)	(7)	(8)
(a) FIG NO.	(b) ITEM NO.	SMR CODE	NATIONAL STOCK NUMBER	PART NUMBER	FSCM	DESCRIPTION  <i>USABLE ON CODE</i>	U/M	QTY INC IN UNIT
						GROUP 03 HANDSET		
3	1	PAOZZ		H-33F/PT	97101	MICROPHONE, HANDSET .....	EA	1
3	2	PAOZZ		MS3106A-14S-5P	96906	CONN, RCPT, ELEC. ....	EA	1
3	3	PAOZZ	5935-00-666-4860	AN3057-6	88044	ADAPTER, CABLE CLAMP .....	EA	1
3	4	PAOZZ	5365-00-820-4535	AN3420-6	81352	BUSHING, RUBBER .....	EA	1

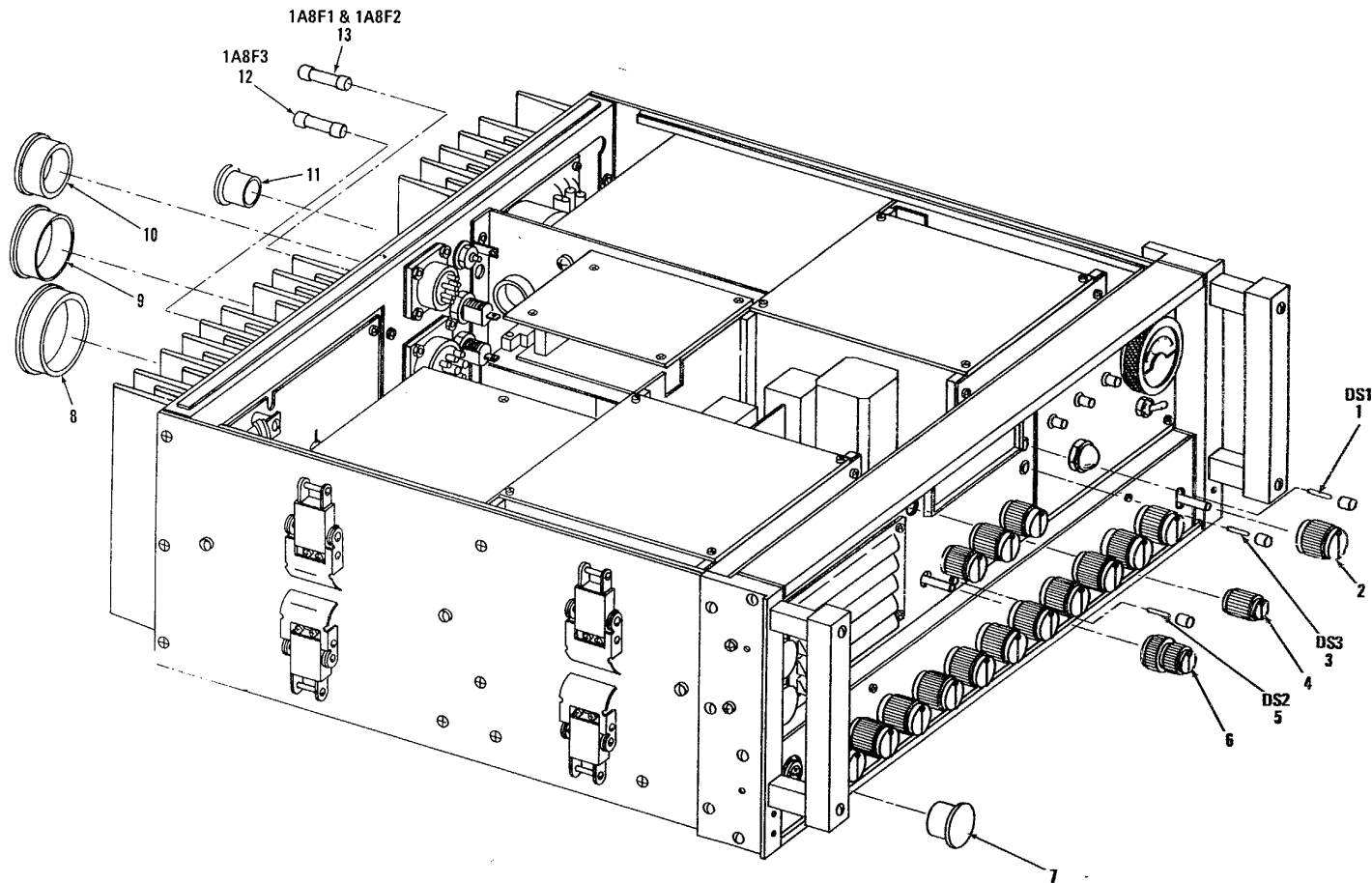


EL420004

Figure 4. Electrical Equipment Mounting Base MT-49811URC-92.

(1) ILLUSTRATION		(2)	(3)	(4)	(5)	(6)	(7)	(8)
(a) FIG NO.	(b) ITEM NO.	SMR CODE	NATIONAL STOCK NUMBER	PART NUMBER	FSCM	DESCRIPTION  <i>USABLE ON CODE</i>	U/M	QTY INC IN UNIT
						GROUP 06 ELECTRICAL EQUIPMENT MOUNTING BASE MT-4981/URC-92		
4	1	XDOZZ		5024002709	12338	SIDE BAR, MTG BASE .....	EA	2
4	2	XDOZZ		MS35200-27	96906	SCREW, MACHINE .....	EA	4
4	3	PAOZZ	5310-00-929-6395	MS35338-136	96906	WASHER, LOCK.....	EA	4
4	4	PAOZZ	5305-00-448-6456	MS51957-318	96906	SCREW, MACHINE. ....	EA	4
4	5	XDOZZ		0508720001	12338	RETAINER, FRONT .....	EA	2
4	6	XDOZZ		0501900021	12338	NUT, PLAIN, HEX .....	EA	4
4	7	XDOZZ		5024003306	12338	STIFFENER, FRONT .....	EA	4
4	8	XDOZZ		H64-AA-40	81860	ISOLATOR, SHOCK/VIB.....	EA	2
4	9	XDOZZ		5024003501	12338	STIFFENER, MIDDLE .....	EA	1
4	10	XDOZZ		5024003403	12338	STIFFENER, REAR .....	EA	1
4	11	XDOZZ		H64-AA-30	81860	ISOLATOR, SHOCK/VIB.....	EA	2
4	12	XDOZZ		0997390000	12338	STRAP, GROUND .....	EA	1
4	13	XDOZZ		5024002601	12338	PLATE, MTG BAS.....	EA	1
4	14	XDOZZ		AN5076420R8	96906	SCREW, MACHINE .....	EA	2
4	15	XDOZZ		5024002806	12338	REAR BAR, MTG BASE.....	EA	2

Figure 5. Receiver-Transmitter RT-1277/URC-92.

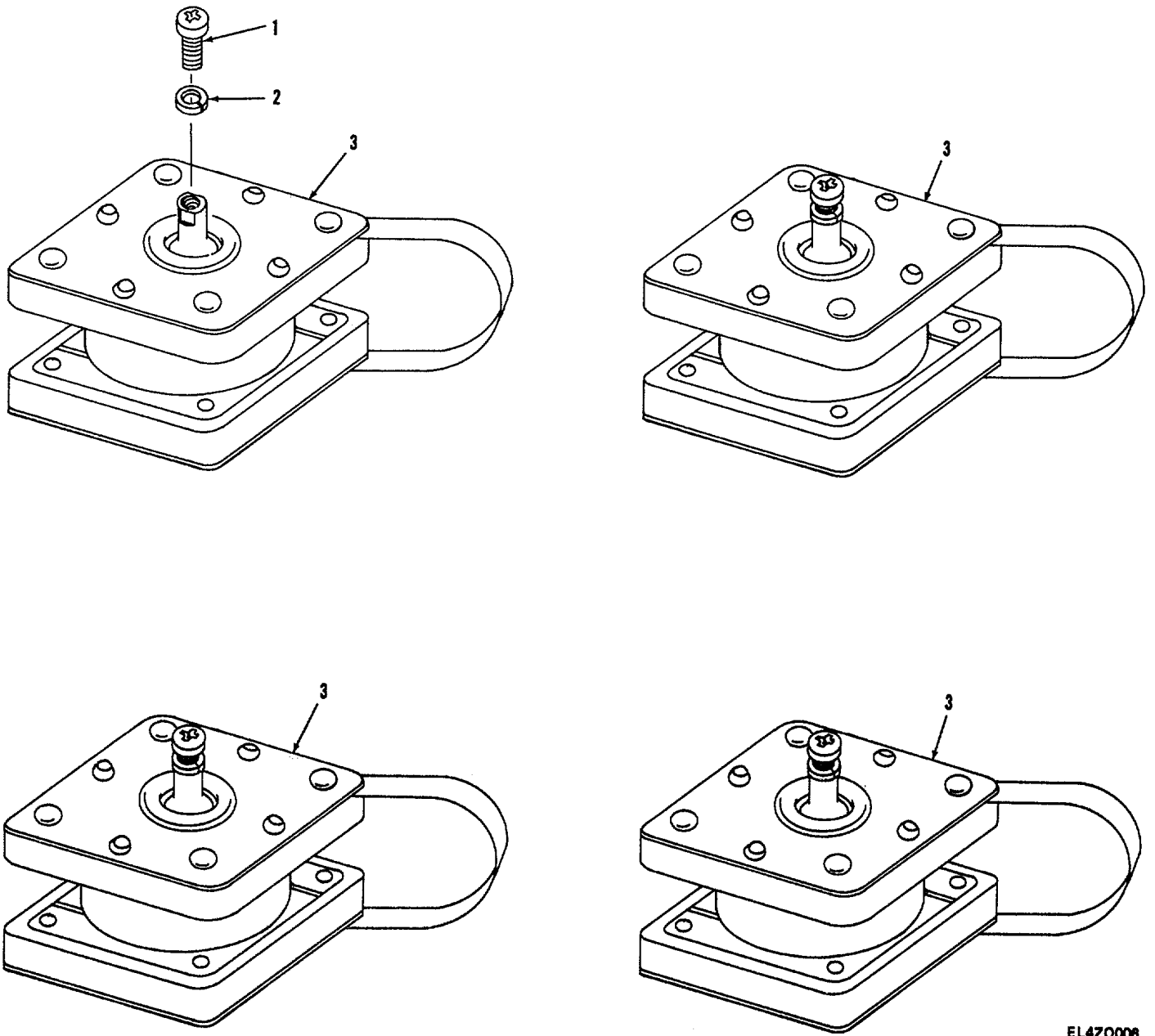


PREFIX ALL REFERENCE  
DESIGNATORS WITH 1A1

SECTION II

TM 11-5820-873-20P

(1) ILLUSTRATION		(2)	(3)	(4)	(5)	(6)	(7)	(8)
(a) FIG NO.	(b) ITEM NO.	SMR CODE	NATIONAL STOCK NUMBER	PART NUMBER	FSCM	DESCRIPTION	U/M	QTY INC IN UNIT
						GROUP 07 RECEIVER-TRANSMITTER RT-1277/URC-92		
5	1	PAOZZ		100057027	87034	LAMP .....	EA	1
5	2	XDOZZ	5340-00-827-6389	773	83330	CLAMP, LOOP.....	EA	1
5	3	PAOZZ		100057027	87034	LAMP.....	EA	1
5	4	PAOZZ	5355-00-057-7794	MS91528-0C8I	96906	KNOB .....	EA	2
5	5	PAOZZ		100057010L	87034	LAMP.....	EA	1
5	6	PAOZZ	5355-00-455-2189	MS91528-1D2BC	96906	KNOB.....	EA	1
S	6A	XAOZZ		5024641604	12338	KNOB.....	EA	1
5	7	PAOZZ	534D-00-841-5638	NAS-813-1I	80205	CAP, PROTECTIVE, DUST.....	EA	1
5	8	PAOZZ	5340-00-828-0596	NAS-813-28	80205	CAP, PROTECTIVE, DUST.....	EA	1
5	9	PAOZZ		NAS-813-24	80205	CAP, PROTECTIVE, DUST.....	EA	1
5	10	PAOZZ	5340-00-841-5639	NAS-813-18	80205	CAP, PROTECTIVE, DUST.....	EA	1
5	11	PAOZZ	5340-00-846-5593	NAS-813-10	80205	CAP, PROTECTIVE, DUST.....	EA	1
5	12	PAOZZ		MDL-L5	71400	FUSE, CARTRIDGEUSED WITH 26V POWER SOURCE	EA	1
5	12A	PAOZZ		MDL-30	71400	FUSE, CARTRIDGEUSED WITH 13V POWER SOURCE	EA	1
5	13	PAOZZ		MDL-3	71400	FUSE, CARTRIDGEUSED WITH 230V POWER SOURCE	EA	2
S	13A	PAOZZ		MDL-5	71400	FUSE, CARTRIDGE USED WITH 115V POWER SOURCE	EA	2



EL420008

Figure 6. Electrical Equipment Mounting Babe MT-49821URC-92.



(1) ILLUSTRATION		(2)	(3)	(4)	(5)	(6)	(7)	(8)
(a) FIG NO.	(b) ITEM NO.	SMR CODE	NATIONAL STOCK NUMBER	PART NUMBER	FSCM	DESCRIPTION  <i>USABLE ON CODE</i>	U/M	QTY INC IN UNIT
6	1	PAOZZ	5305-00-071-1315	MS35216-69	96906	GROUP 09 ELECTRICAL EQUIPMENT MOUNTING BASE MT-4982/URC-92 SCREW, MACHINE.....	EA	4
6	2	PAOZZ	5310-00-933-8121	MS35338-139	96906	WASHER, LOCK.....	EA	4
6	3	XDOZZ		2K1-8A-6	81860	ISOLATOR, SHOCK/VIB.....	EA	4

SECTION IV NATIONAL STOCK NUMBER AND PART NUMBER INDEX TM 11-5820-873-20P

STOCK NUMBER	FIGURE NO.	ITEM NO.	STOCK NUMBER	FIGURE NO.	ITEM NO.
5355-00-057-7794	5	4	5340-00-827-6389	5	2
5305-00-071-1315	6	1	5340-00-828-0596	5	8
5305-00-448-6456	4	4	5340-00-841-5638	5	7
5355-00-455-2189	5	6	5340-00-841-5639	5	10
5940-00-577-3711	2	4	5340-00-846-5593	5	11
5935-00-666-4860	3	3	5310-00-929-6395	4	3
5365-00-820-4535	3	4	5310-00-933-8121	6	2

PART NUMBER	FSCM	FIG. NO.	ITEM NO.	PART NUMBER	FSCM	FIG. NO.	ITEM NO.
AN3057-6	88044	3	3	NAS-813-14	80205	5	7
AN3420-6	81352	3	4	NAS-813-18	80205	5	10
AN5076420R8	96906	4	14	NAS-813-24	80205	5	9
AS3286URC	80058	1	8	NAS-813-28	80205	5	8
AS3287URC	80058	1	7	PJ-0558	96906	2	2
CU2229URC92	80058	1	9	RT1277URC92	80058	1	1
H-33F/PT	97101	3	1	0501900021	12338	4	6
H64-AA-30	81860	4	11	0508720001	12338	4	5
H64-AA-40	81060	4	8	0997390000	12338	4	12
M-23	76596	1	3	100057010	87034	5	5
MDL-15	71400	5	12	100057027	87034	5	1
MDL-3	71400	5	13	100057027	87034	5	3
MDL-30	71400	5	12A	114-320-001	98354	2	1
MDL-5	71400	5	13A	2K1-BA-6	81860	6	3
MS25036-3	96906	2	4	5024000790	12338	1	5
MS3106A-14S-SP	96906	3	2	5024000994	12338	1	4
MS35200-27	96906	4	2	5024002601	12338	4	13
MS35216-69	96906	6	1	5024002709	12338	4	1
M535338-136	96906	4	3	5024002806	12338	4	15
MS35338-139	96906	6	2	5024003306	12338	4	7
MS51957-31R	96906	4	4	5024003403	12338	4	10
MS91528-0C1B	96906	5	4	50240U3501	12338	4	9
MS91528-1D2BC	96906	5	6	5024641604	12338	5	6A
MT4981URC92	80058	1	2	773	83330	5	2
MT4982URC92	80058	1	6	9102	73734	2	3
NAS-813-10	80205	5	11				

By Order of the Secretary of the Army:

E. C. MEYER  
General, United States Army  
Chief of Staff

Official:

J. C. PENNINGTON  
Major General, United States Army  
The Adjutant General

DISTRIBUTION:

Active Army  
HISA (Ft Monmouth) (21)  
USAINSCOM (2)  
COE (1)  
TSG (1)  
USAARENBD (1)  
DARCOM (1)  
TRADOC (2)  
OS Maj Cmd (4)  
TECOM (4)  
USACC (4)  
MDW (1)  
Armies (2)  
Corps (2)  
Svc Colleges (1)  
USASIGS (5)  
USAADS (2)  
USAFAS (2)  
USAARMS (2)  
USAIS (2)  
USAES (2)

USAICS (3)  
MAAG (1)  
USARMIS (1)  
USAERDAA (1)  
USAERDAW (1)  
Ft Gordon (10)  
Ft Huachuca (10)  
Ft Carson (5)  
Army Dep (1) except  
    LBAD (14)  
    SAAD (30)  
    TOAD (14)  
    SHAD (3)  
Ft Gillem (10)  
USA Dep (1)  
Sig Sec USA Dep (1)  
Ft Richardson (CERCOM Ofc) (2)  
Units org under fol TOE:  
    29-207 (2)  
    29-610 (2)

NG: None

USAR: None

For explanation of abbreviations used see, AR 310-50.

RECOMMENDED CHANGES TO EQUIPMENT TECHNICAL PUBLICATIONS



THEN... JOT DOWN THE DOPE ABOUT IT ON THIS FORM. CAREFULLY TEAR IT OUT. FOLD IT AND DROP IT IN THE MAIL!

**SOMETHING WRONG** WITH THIS PUBLICATION?

FROM: (PRINT YOUR UNIT'S COMPLETE ADDRESS)

DATE SENT

PUBLICATION NUMBER  
TM 55-1925-221-24&P

PUBLICATION DATE  
16 August 1991

PUBLICATION TITLE Air Compressor  
for Large Tug (LT)

BE EXACT PIN-POINT WHERE IT IS

PAGE NO	PARA-GRAPH	FIGURE NO	TABLE NO
---------	------------	-----------	----------

IN THIS SPACE TELL WHAT IS WRONG AND WHAT SHOULD BE DONE ABOUT IT:

TEAR ALONG PERFORATED LINE

PRINTED NAME, GRADE OR TITLE AND TELEPHONE NUMBER

SIGN HERE

**DA** FORM 2028-2  
JUL 79

PREVIOUS EDITIONS ARE OBSOLETE.  
DRSTS-M Overprint 2, 1 Nov 88.

P.S.--IF YOUR OUTFIT WANTS TO KNOW ABOUT YOUR RECOMMENDATION MAKE A CARBON COPY OF THIS AND GIVE IT TO YOUR HEADQUARTERS.

