

ARMY

TM 11-5820-882-23P

MARINE CORPS

SL-4-06827A

TECHNICAL MANUAL

**ORGANIZATIONAL AND DIRECT SUPPORT MAINTENANCE
REPAIR PARTS AND SPECIAL TOOLS LISTS
(INCLUDING DEPOT MAINTENANCE REPAIR PARTS
AND SPECIAL TOOLS)**

FOR

**RADIO SET AN/PRC-68
(NSN 5820-01-079-9260)**

This Copy is a reprint which includes current
pages from Change 1.

DEPARTMENT OF THE ARMY, AND THE NAVY

13 JANUARY 1982

Change }
No. 1 }

DEPARTMENTS OF THE ARMY
AND
THE MARINE CORPS
WASHINGTON, DC, 2 November 1982

**Organizational and Direct Support Maintenance
Repair Parts and Special Tools Lists
(Includes Depot Maintenance Repair Parts and Special Tools)
For
RADIO SET AN/PRC-68
(NSN 5820-01-079-9260)**

TM 11-5820-882-23P/SL-4-06827A, 13 January 1982, is changed as follows:

1. Remove and insert pages as indicated in the page list below.

<i>Remove</i>		<i>Insert</i>
Cover		Cover

2. File this change sheet in front of the publication for reference purposes.

By Order of the Secretaries of the Army, the Navy, and the Air Force:

Official:

ROBERT M. JOYCE
*Major General, United States Army
The Adjutant General*

E. C. MEYER
*General, United States Army
Chief of Staff*

H. D. ARNOLD
*Rear Admiral, United States Navy
Commander, Naval Electronic
Systems Command*

DISTRIBUTION:

To be distributed in accordance with Special Mailing List.

TECHNICAL MANUAL

No. 11-5820-882-23P (Army)

No 4-06827A (Marine Corps)



DEPARTMENT OF THE ARMY
AND
THE MARINE CORPS

WASHINGTON, DC, 13 January 1982

**ORGANIZATIONAL, DIRECT SUPPORT MAINTENANCE
REPAIR PARTS AND SPECIAL TOOLS LISTS
(INCLUDING DEPOT MAINTENANCE REPAIR PARTS AND SPECIAL TOOLS)**

FOR

**RADIO SET AN/PRC-68
(NSN 5820-01-079-9260)**

Current as of 11 September 1981

REPORTING ERRORS AND RECOMMENDING IMPROVEMENTS

You can help improve this manual. If you find any mistakes or if you know of a way to improve the procedures, please let us know. Mail your letter, DA Form 2028 (Recommended Changes to Publications and Blank Forms), or DA Form 2028-2 located in back of this manual direct to Commander, US Army Communications-Electronics Command ATTN: DRSEL-ME-MQ, Fort Monmouth, NJ 07703.

Marine Corps Units should submit NAVMC10772.

In either case, a reply will be furnished direct to you.

Table of Contents

	Page	Illus Figure
SECTION I. Introduction	1	
II. Repair Parts List	5	
Group 00 Test Set AN/PRC-68	5	1
01 Receiver-Transmitter RT-1113/PRC-68 (Unit 1)	7	2
0101 Frame/Panel Assembly (lab)	9	3
Frame Assembly (1A1A1)	11	4
Panel Assembly (1A1A3)	15	5
Selector Switch Assembly (1A1A3A3)	17	6
Synthesizer Module 917327-803 (No parts authorized)		
Converter Module 917828-803 (No parts authorized)		
Filter/IF Module 917829-803 (No parts authorized)		
IF/AF Module 917830-803 (No parts authorized)		
Transmitter Module 917832-803 (No parts authorized)		
VCO Module 917833-803 (No parts authorized)		
MOD/MIX 917834-803 (No parts authorized)		
Antenna Coupler 910800-803 (No parts authorized)		
Group 99 Bulk Materials	18	
SECTION III. Special Tools List (Not applicable)		
IV. National Stock Number and Part Number Index	19	

SECTION I INTRODUCTION

1. Scope

This manual lists spares and repair parts; special tools; special test, measurement, and diagnostic equipment (TMDE), and other special support equipment required for performance of organizational, and direct support maintenance of the AN/PRC-68. It authorizes the requisitioning and issue of spares and repair parts as indicated by the source and maintenance codes.

2. General

This Repair Parts and Special Tools List is divided into the following sections:

a. Section II. Repair Parts List. A list of spares and repair parts authorized for use in the performance of maintenance. The list also includes parts which must be removed for replacement of the authorized parts. Parts lists are composed of functional groups in numeric sequence, with the parts in each group listed in figure and item number sequence. Bulk materials are listed in NSN sequence.

b. Section III. Special Tools List., Not applicable.

c. Section IV. National Stock Number and Part Number Index. A list, in National item identification number (NIIN) sequence, of all National stock numbers (NSN) appearing in the listings, followed by a list, in alphameric sequence, of all part numbers appearing in the listings. National stock numbers and part numbers are cross-referenced to each illustration figure and item number appearance.

3. Explanation of Columns

a. Illustration. This column is divided as follows:

(1) *Figure number.* Indicates the figure number of the illustration on which the item is shown.

(2) *Item number.* The number used to identify item called out in the illustration.

b. Source, Maintenance, and Recoverability (SMR) Codes.

(1) *Source code.* Source codes indicate the manner of acquiring support items for maintenance, repair, or overhaul of end items. Source codes are entered in the first and second positions of the Uniform SMR Code format as follows:

Code	Definition
PA	Item procured and stocked for anticipated or known usage.

PD	Support item, excluding support equipment, procured for initial issue or outfitting and stocked only for subsequent or additional initial issues or outfittings. Not subject to automatic replenishment.
MD	Item to be manufactured or fabricated at the

Code	Definition
	depot maintenance level.
XA	Item is not procured or stocked because the requirements for the item will result in the replacement of the next higher assembly.
XB	Item is not procured or stocked. If not available through salvage, requisition.

NOTE

Cannibalization or salvage may be used as a source of supply for any items source coded above except those coded XA and aircraft support items as restricted by AR 700-42.

(2) *Maintenance code.* Maintenance codes are assigned to indicate the levels of maintenance authorized to USE and REPAIR support items, The maintenance codes are entered in the third and fourth positions of the Uniform SMR Code format as follows:

(a) The maintenance code entered in the third position will indicate the lowest maintenance level authorized to remove, replace, and use the support item. The maintenance code entered in the third position will indicate one of the following levels of maintenance:

Code	Application/Explanation
O	Support item is removed, replaced, used at the organizational level.
H	Support item is removed, replaced, used at the general support level.
D	Support items that are removed, replaced, used at depot, mobile depot, specialized repair activity only.

(b) The maintenance code entered in the fourth position indicates whether the item is to be repaired and identifies the lowest maintenance level with the capability to perform complete repair (i.e., all authorized maintenance functions). This position will contain one of the following maintenance codes:

Code	Application/Explanation
D	The lowest maintenance level capable of complete repair of the support item is the depot level.
Z	Nonreparable. No repair is authorized.

(3) *Recoverability code.* Recoverability codes are assigned to support items to indicate the disposition action on unserviceable items. The recoverability code is entered in the fifth position of the Uniform SMR Code format as follows:

Recoverability Codes	Definition
Z	Nonreparable item. When unserviceable, condemn and dispose at the level indicated in position 3.
D	Reparable item. When beyond lower level repair capability, return to depot. Condemnation and disposal

not authorized below depot level.

c. National Stock Number. Indicates the National stock number assigned to the item and will be used for requisitioning purposes.

d. Federal Supply code for Manufacturer (FSCM). The FSCM is a 5-digit numeric code listed in SB 708-41/42 which is used to identify the manufacturer, distributor, or Government agency, etc.

e. Part Number. Indicates the primary number used by the manufacturer (individual, company, firm, corporation, or Government activity), which controls the design and characteristics of the item by means of its engineering drawings, specifications, standards, and inspection requirements to identify an item or range of items.

NOTE

When a stock numbered item is requisitioned, the repair part received may have a different part number than the part being replaced.

f. Description. Indicates the Federal item name and, if required, a minimum description to identify the item.

g. Unit of Measure (U/M). Indicates the standard of the basic quantity of the listed item as used in performing the actual maintenance function. This measure is expressed by a two-character alphabetical abbreviation (e.g., ea, in, pr, etc). When the unit of measure differs from the unit of issue, the lowest unit of issue that will satisfy the required units of measure will be requisitioned.

h. Quantity Incorporated in Unit. Indicates the quantity of the item used in the breakout shown on the illustration figure, which is prepared for a functional group, subfunctional group, or an assembly. A “V” appearing in this column in lieu of a quantity indicates that no specific quantity is applicable, (e.g., shims, spacers, etc).

4. Special Information

a. Detailed manufacturing instructions for items source coded to be manufactured or fabricated are found in TM 11-5825-882-23. Bulk materials required to manufacture items are listed in the Bulk Material

Group of this manual.

b. The following publications pertain to the AN/PRC-68 and its components:

TM 11-5820-882-10, Radio Set AN/PRC-68.

TM 11-5820-882-23, Radio Set AN/PRC-68.

c. National stock numbers (NSN’S) that are missing from P source coded items have been applied for and will be added to this TM by future change/revision when they are entered in the Army Master Data File (AMDF). Until the NSN’S are established and published, submit exception requisitions to: Commander, US Army Communications-Electronics Command, ATTN: DRSEL-MM, Fort Monmouth, N J 07703 for the part required to support your equipment.

5. How to locate Repair Parts

a. When National stock number or part number is unknown.

(1) *First.* Using the table of contents, determine the functional group within which the item belongs. This is necessary since illustrations are prepared for functional groups and listings are divided into the same groups.

(2) *Second.* Find the illustration covering the functional group to which the item belongs.

(3) *Third.* Identify the item on the illustration and note the illustration figure and item number of the item.

(4) *Fourth.* Using the Repair Parts Listing, find the figure and item number noted on the illustration.

b. When National stock number or part number is known.

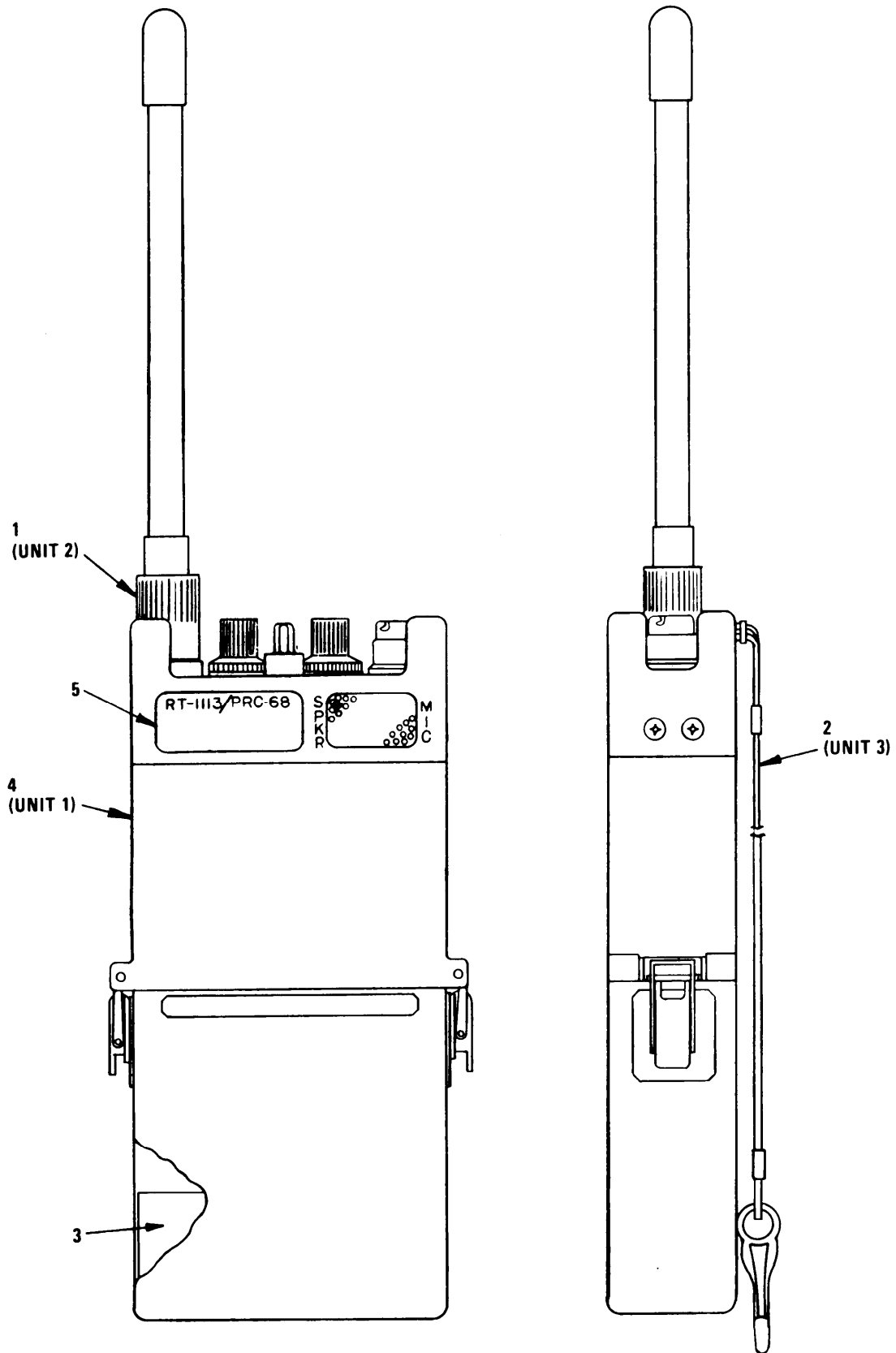
(1) *First.* Using the Index of National Stock Numbers and Part Numbers, find the pertinent National stock number or part number. This index is in NIIN sequence followed by a list of part numbers in alphameric sequence, cross-referenced to the illustration figure number and item number.

(2) *Second.* After finding the figure and item number, locate the figure and item number in the repair parts list.

6. Abbreviations

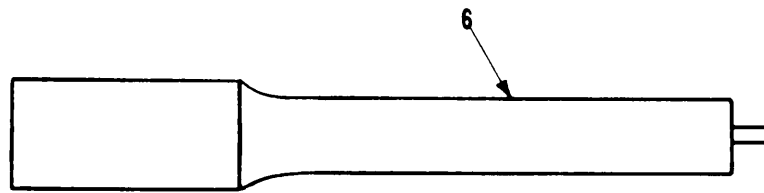
Not applicable.

(Next printed page is 4.1)



EL5VR001

Figure 1. Radio Set AN/PRC-68 (Sheet 1 of 2)

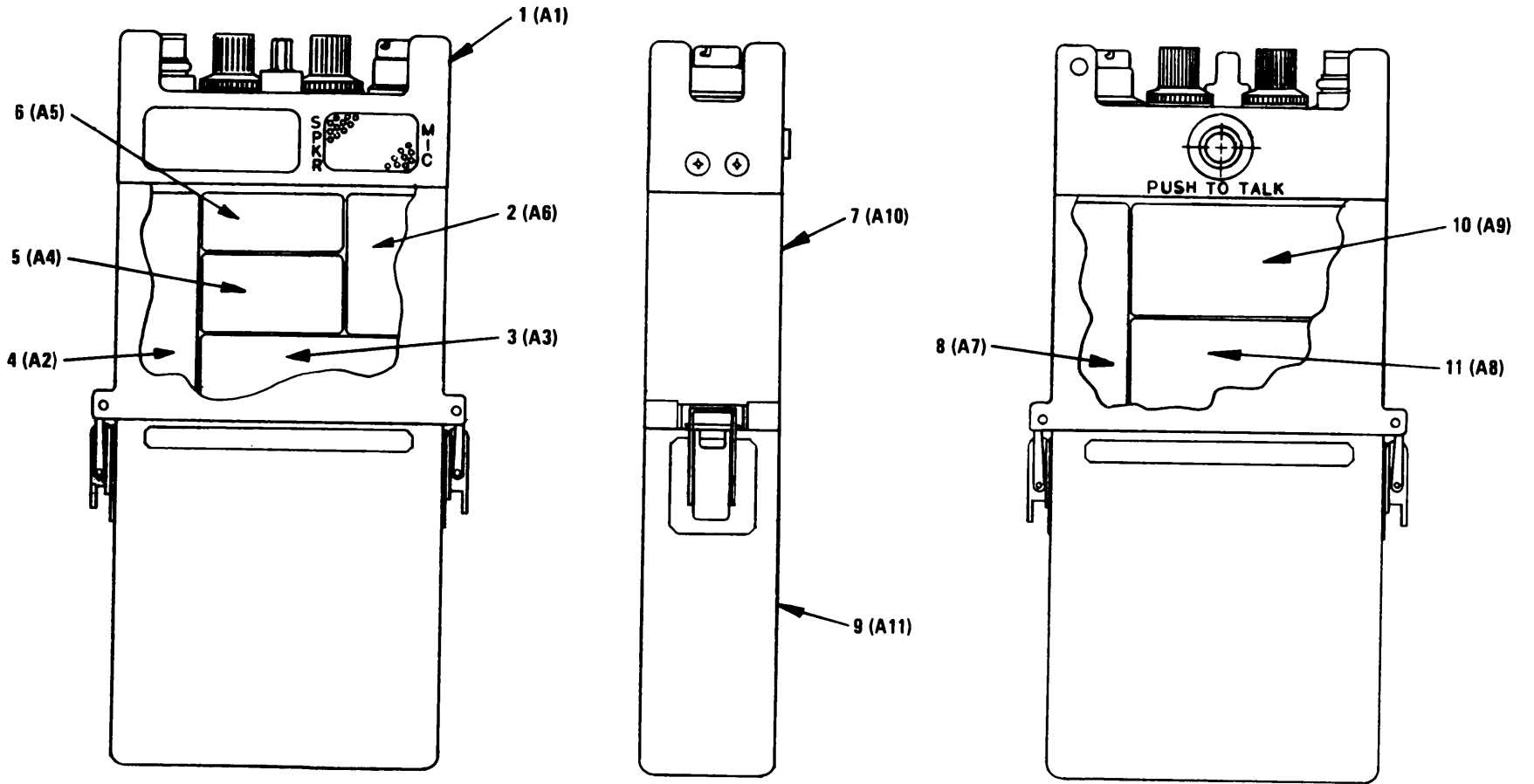


EL5VR009

Figure 1. Radio Set AN/PRC-68 (Sheet 2 of 2)

SECTION II

(1) ILLUSTRATION (a) FIG NO	(2) (b) ITEM NO	(3) SMR CODE	(4) NATIONAL STOCK NUMBER	(5) FSCM	(6) PART NUMBER	(6) DESCRIPTION	USABLE ON CODE	(7) U/M	(8) QTY INC IN UNIT
						GROUP 00 RADIO SET AN/PRC-68			
1	1	PAOZZ	5985-01-096-9396	37695	914161-803	ANTENNA		EA	1
1	2	PAOZZ	5985-00-933-2454	80063	SM-B-523304	LANYARD ASSEMBLY		EA	1
1	3	XBFZZ		37695	347344-1	SPACER		EA	1
1	4	PDFDD		80058	RT-1113/PRC-68	RECEIVER-TRANSMITTE		EA	1
						(MARINE CORPS SMR CODE PAFDD)			
1	5	MDDZZ		37695	155035	PLATE, IDENT		EA	1
1	6	PAOZZ	5820-01-096-9410	37695	808234-1	TOOL ALIGNMENT		EA	1



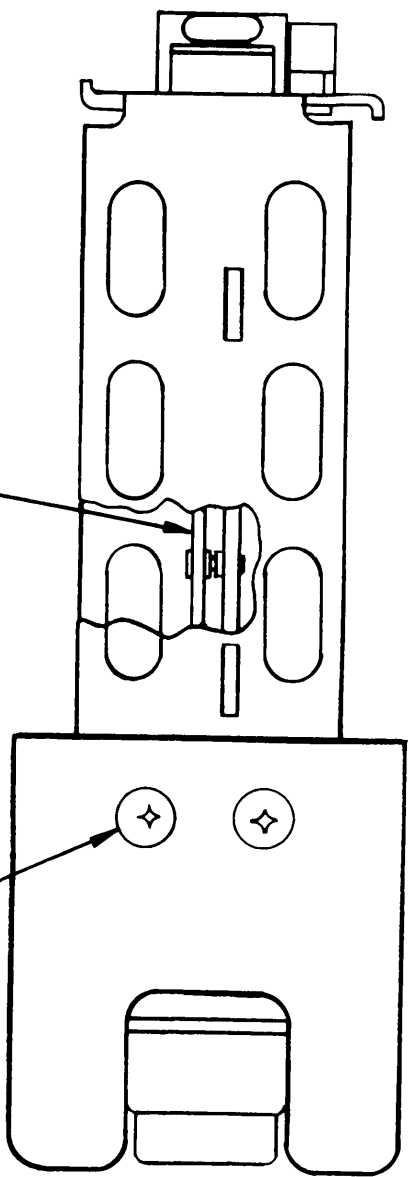
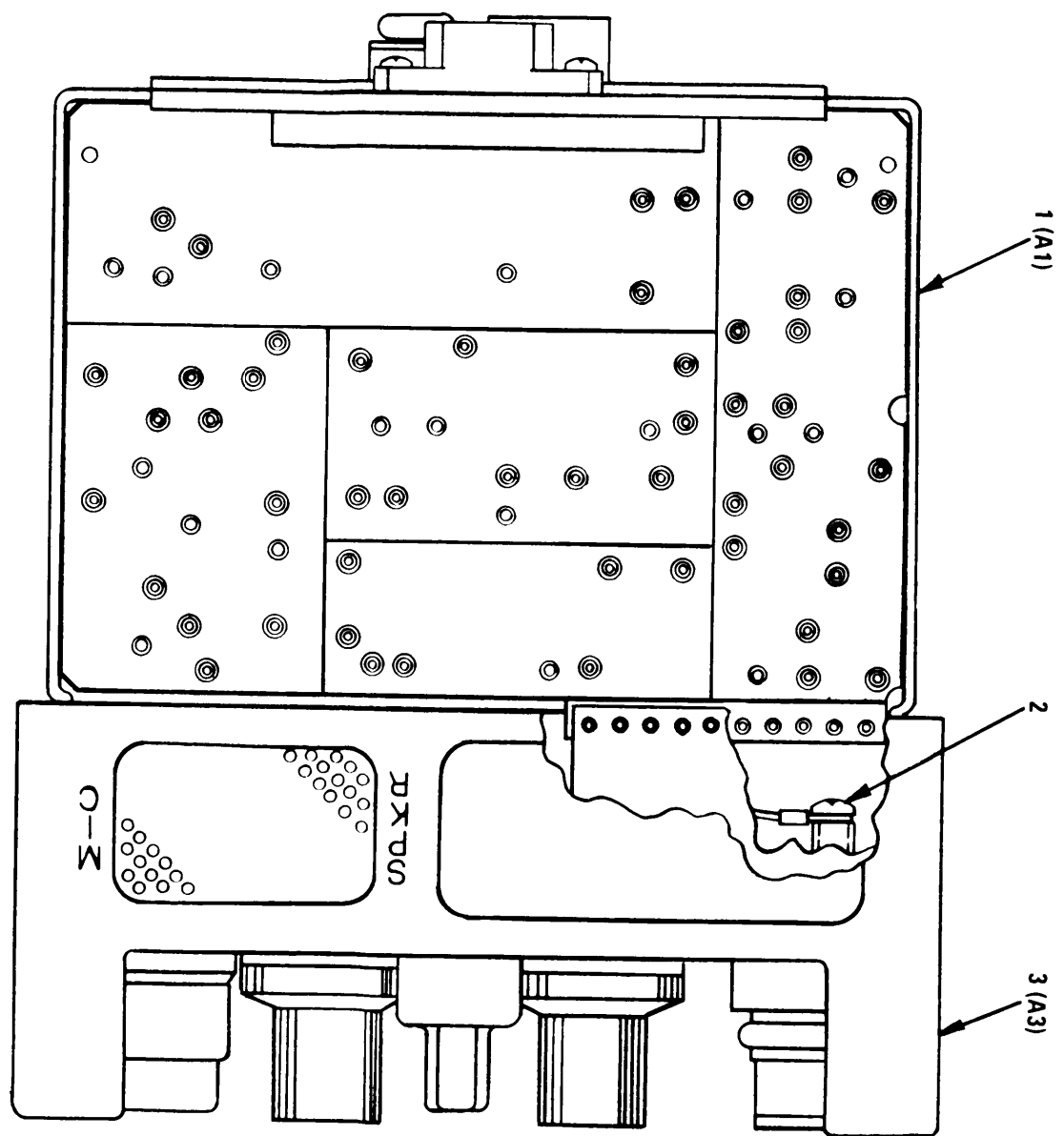
NOTE: PREFIX ALL REFERENCE DESIGNATIONS WITH UNIT 1

EL5VR002

Figure 2. Receiver-Transmitter RT-1113/PRC-68

SECTION II

(1)	(2)	(3)	(4)	(5)	(6)	(7)	(8)
ILLUSTRATION					DESCRIPTION		QTY
(a)	(b)	NATIONAL		PART			INC
FIG	ITEM	SMR	STOCK	FSCM		USABLE ON CODE	IN
NO	NO	CODE	NUMBER		NUMBER		U/M
							UNIT
GROUP 01 RECEIVER-TRANSMITTER							
RT-1113/PRC-68							
2	1	PAFDD	5820-01-094-6523	37695	917327-803		EA 1
2	2	PAFZZ	5820-01-094-1309	37695	917828-803		EA 1
2	3	PAFZZ	5820-01-094-1310	37695	917829-803		EA 1
2	4	PAFZZ	5820-01-094-9650	37695	917830-803		EA 1
2	5	PAFZZ	5820-01-094-6545	37695	917832-803		EA 1
2	6	PAFZZ	5820-01-094-1314	37695	919800-803		EA 1
2	7	XBFZZ		37695	918267-803		EA 1
2	8	PAFZZ	5820-01-094-1312	37695	917833-803		EA 1
2	9	XBFZZ		37695	914153-803		EA 1
2	10	PAFZZ	5820-01-094-1311	37695	917831-803		EA 1
2	11	PAFZZ	5820-01-094-1313	37695	917834-803		EA 1



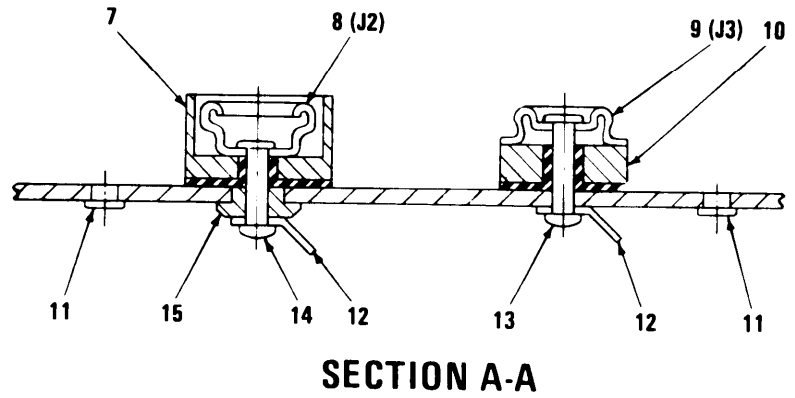
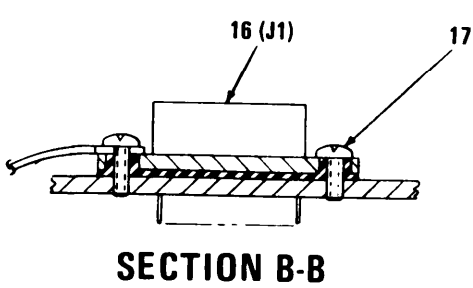
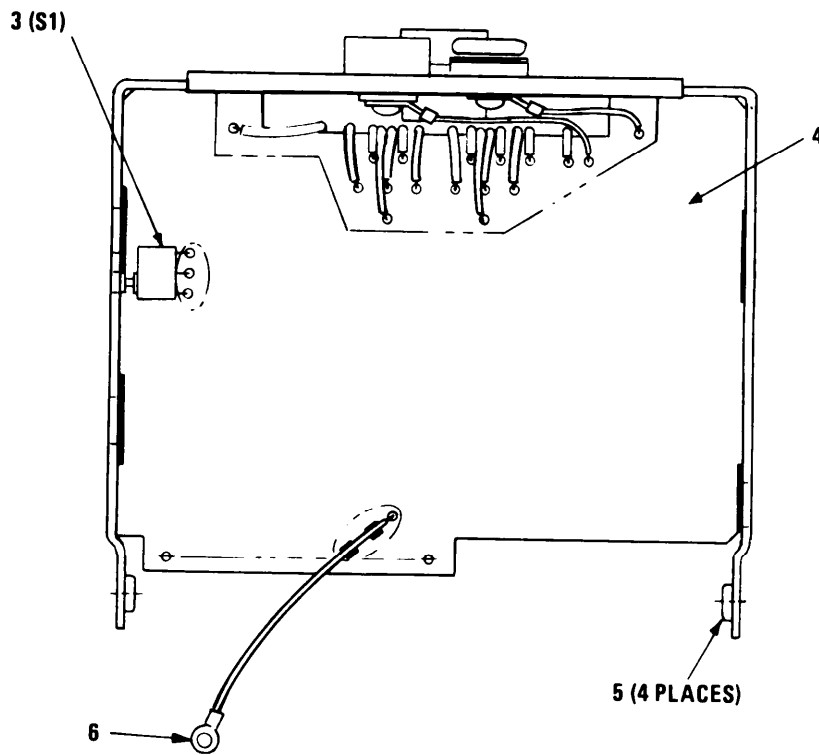
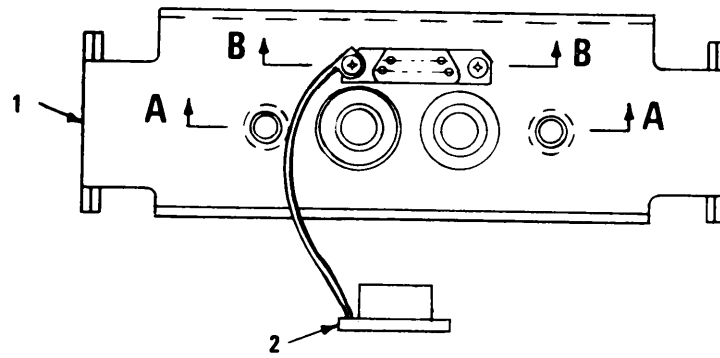
NOTE: PREFIX ALL REFERENCE DESIGNATIONS WITH 1A1

EL5VR003

Figure 3. Frame/Panel Assembly
8

SECTION II

(1) ILLUSTRATION (a) (b) FIG ITEM NO NO	(2) SMR CODE	(3) NATIONAL STOCK NUMBER	(4) FSCM	(5) PART NUMBER	(6) DESCRIPTION	USABLE ON CODE	(7) U/M	(8) QTY INC IN UNIT
GROUP 0101 FRAME/PANEL ASSEMBLY (1A1)								
917327-803								
3	1	XBDDD	37695	918487-803	FRAME ASSEMBLY		EA	1
3	2	XBDZZ	5305-00-054-5637	96906	MS51957-3		EA	1
3	3	XBDDD		37695	916492-803		EA	1
3	4	XBDZZ		97539	R-440-AC-4 BLACK MIL-C-13924 CL 2		EA	4
3	5	XBFZZ		37695	917932-803		EA	1



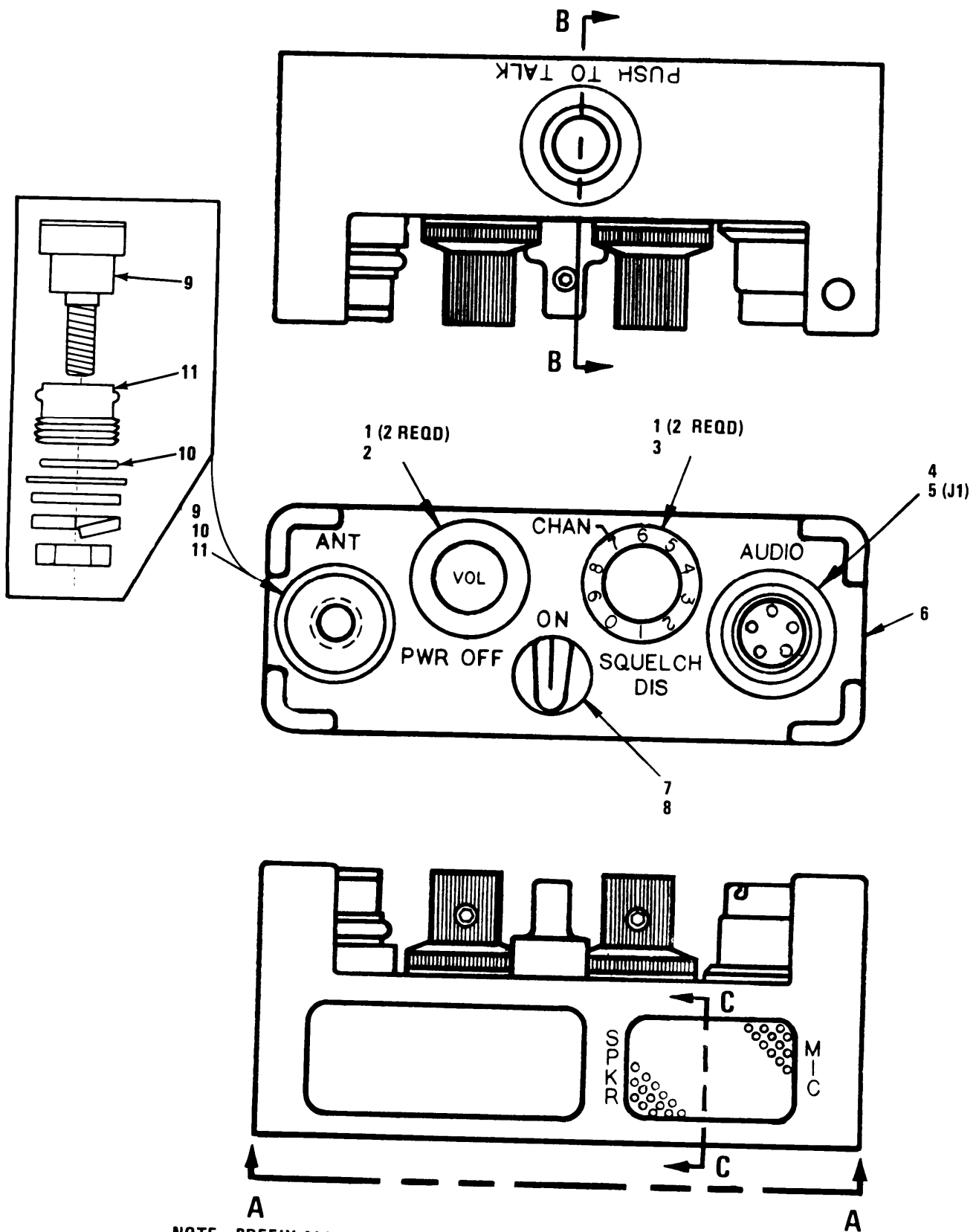
NOTE: PREFIX ALL REFERENCE DESIGNATIONS WITH 1A1A1

EL5VR004

Figure 4. Frame Assembly
 10

SECTION II

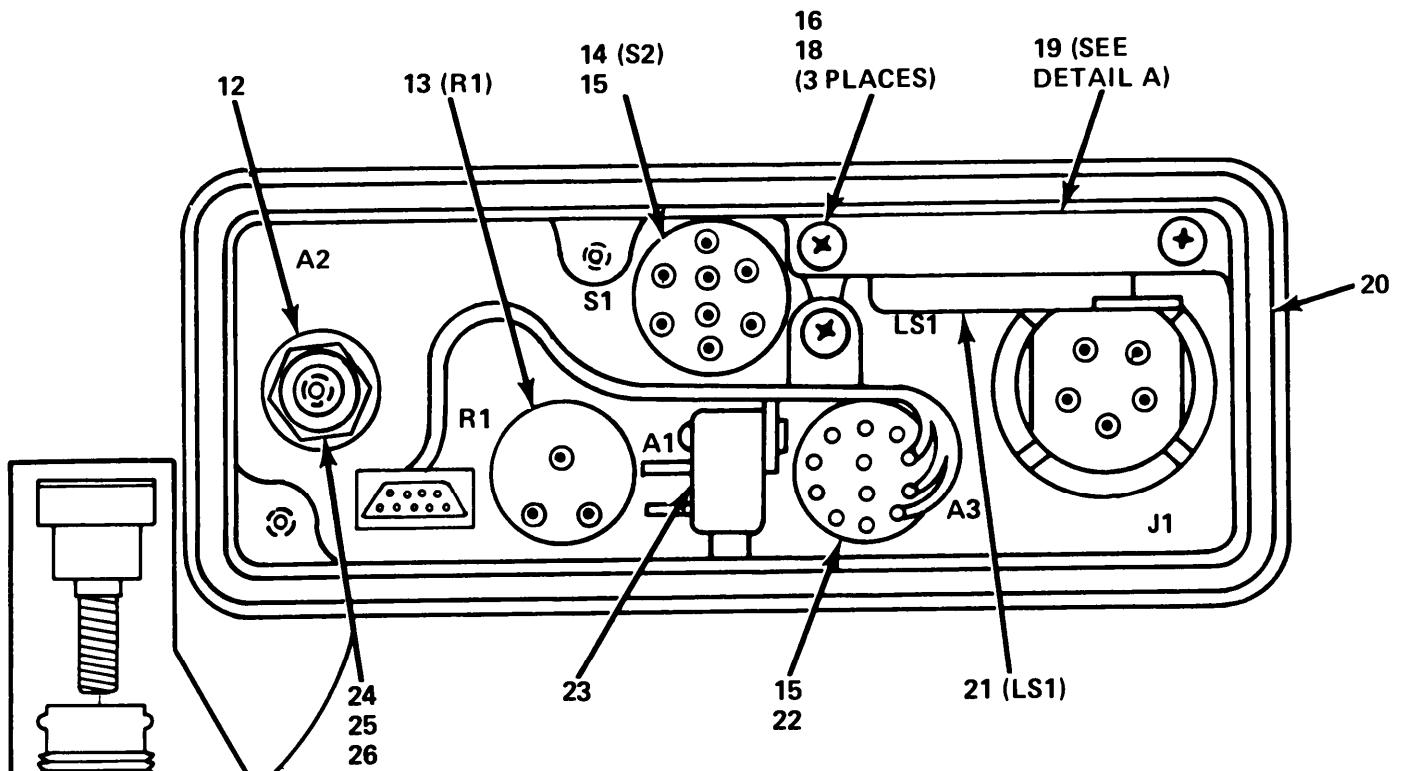
(1)	(2)	(3)	(4)	(5)	(6)	(7)	(8)
ILLUSTRATION					DESCRIPTION		QTY
(a)	(b)	NATIONAL		PART			INC
FIG	ITEM	STOCK		NUMBER			IN
NO	NO	NUMBER	FSCM	NUMBER		USABLE ON CODE	U/M
							UNIT
4	1	XADZZ		37695 932832-1	FRAME, CHASSIS		EA 1
4	2	PAFZZ	5935-01-099-0005	98278 095-9003-0024	DUMMY CONNECTOR, REC		EA 1
4	3	PADZZ	5930-01-098-7894	82634 4901-0006	SWITCH, SENSITIVE		EA 1
4	4	XBDZZ		37695 918464-803	CIRCUIT CARD ASSY		EA 1
4	5	XBDZZ	5310-00-351-4599	46384 FEO-440	NUT, SELF-LOCKING, CL		EA 4
4	6	XBDZZ	5940-00-259-9057	37695 205010-1	TERMINAL, LUG		EA 1
4	7	XBDZZ		37695 345125-1	INSULATOR		EA 1
4	8	XBDZZ		83058 BS12209K1105	TERMINAL, QUICK DISCONNECT		EA 1
4	9	XBDZZ		83058 BS12302K1105	TERMINAL, QUICK DISCONNECT		EA 1
4	10	XBDZZ		37695 513830-1	SPACER, BATT TERM		EA 1
4	11	XBDZZ		46384 FEO-632	FASTENER, PANEL		EA 2
4	12	XBDZZ		37695 205010-10	TERMINAL, LUG		EA 2
4	13	XBDZZ		37695 136443-1	RIVET		EA 1
4	14	XBDZZ		37695 136443-3	RIVET		EA 1
4	15	XBDZZ		NO 4 NYLON SHOUL DER WASHER 23050	WASHER, SHOULDERED		EA 1
4	16	PADZZ	5935-01-099-0013	98278 095-9286-1062	CONNECTOR, RECEPTACL		EA 1
4	17	PAFZZ	5305-00-054-5636	96906 MS51957-2	SCREW, MACHINE		EA 2



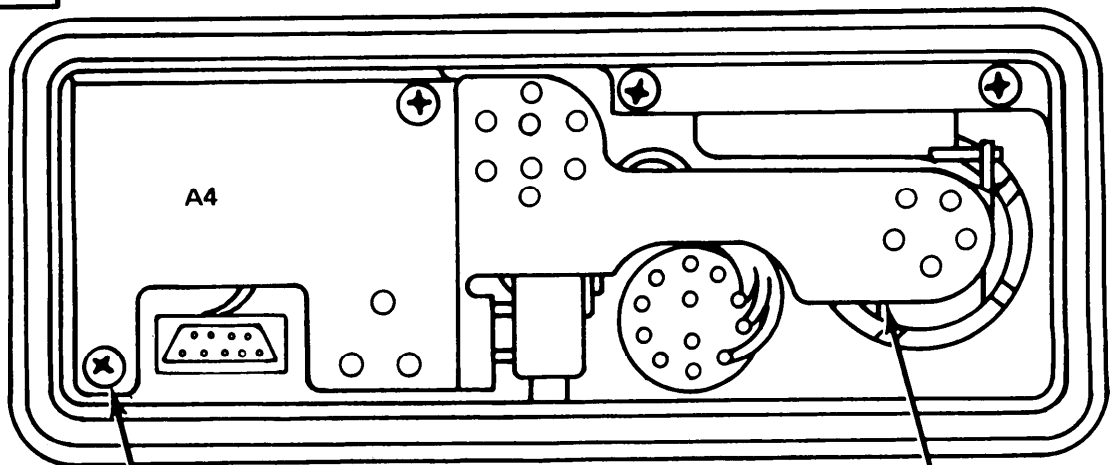
NOTE: PREFIX ALL REFERENCE DESIGNATIONS WITH 1A1A3

Figure 5. Panel Assembly (Sheet 1 of 3)

EL5VR005



SECTION A-A
LESS FLEXIBLE
PRINTED CABLE

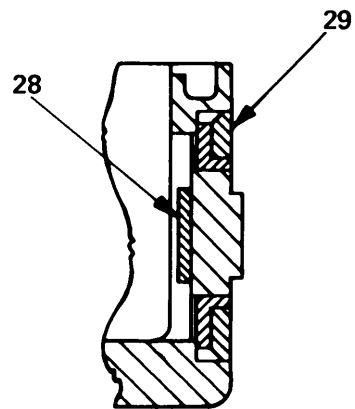
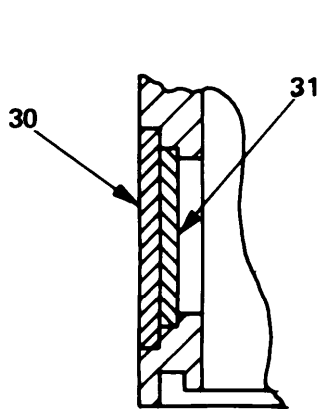
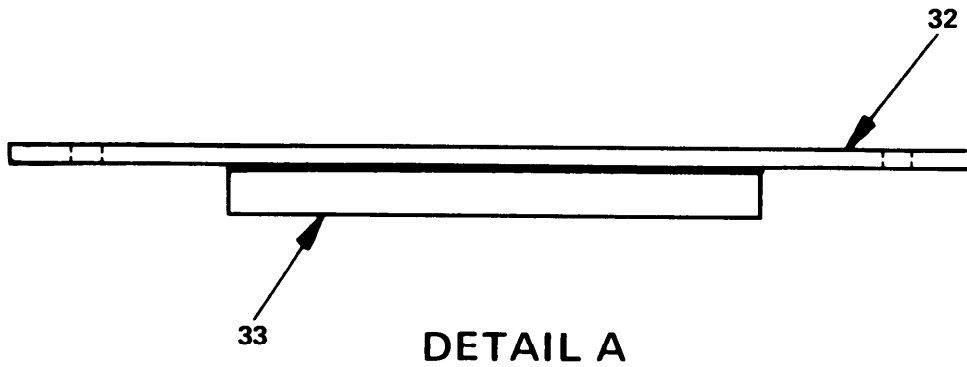


16
17
18
(2 PLACES)

SECTION A-A
FLEXIBLE PRINTED
CABLE INSTALLED

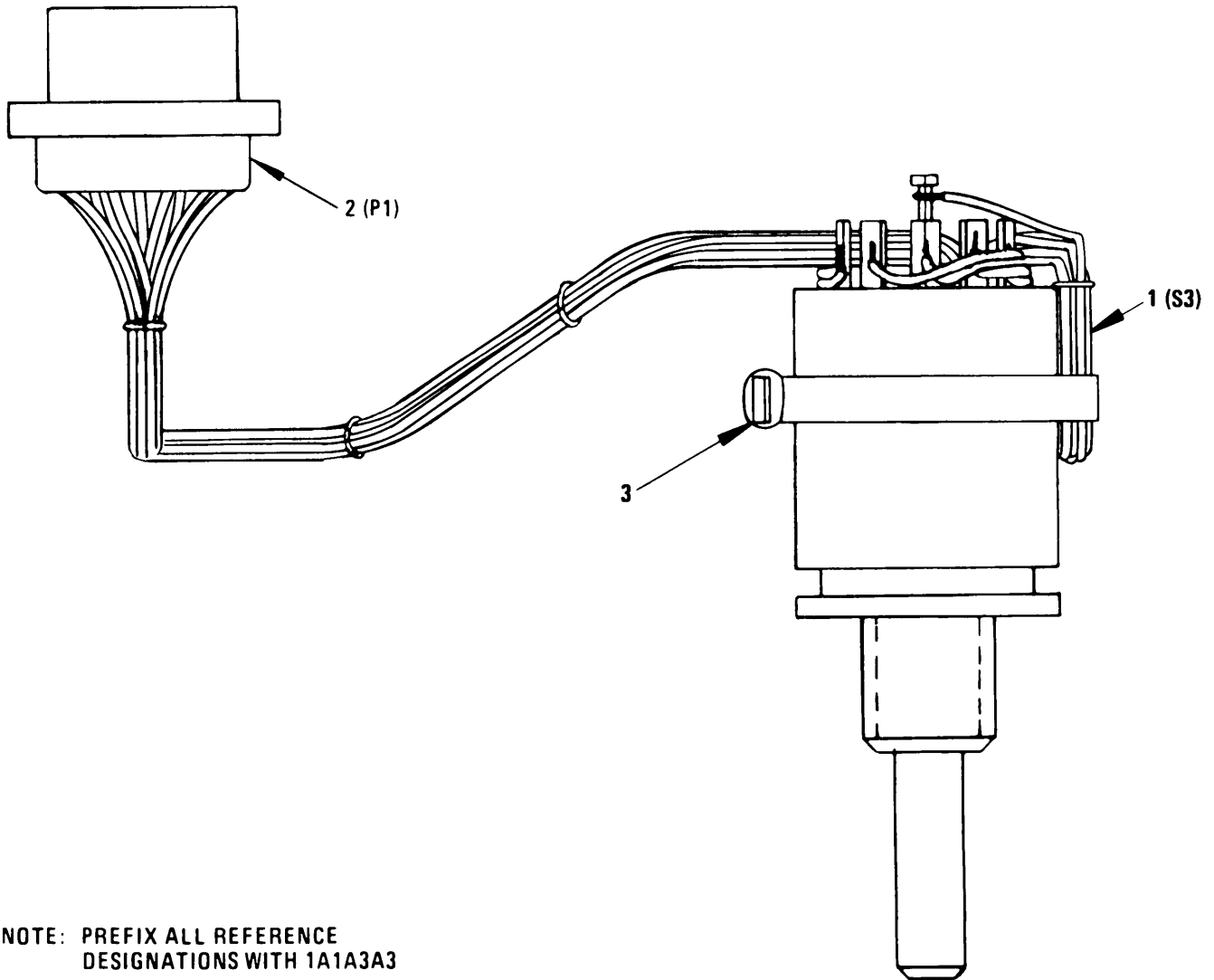
EL5VR006

Figure 5. Panel Assembly (Sheet 2 of 3)



EL5VR007

SECTION II								
(1)	(2)	(3)	(4)	(5)	(6)	(7)	(8)	
ILLUSTRATION					DESCRIPTION		QTY	
(a)	(b)	NATIONAL		PART			INC	
FIG	ITEM	STOCK		NUMBER			IN	
NO	NO	NUMBER	FSCM	NUMBER		USABLE ON CODE	UNIT	
5	1	PAOZZ	5305-00-501-2342	80205	NAS1081C06D2	SETSCREW	EA	4
5	2	PAOZZ	5355-01-097-4286	37695	148069-2	KNOB	EA	1
5	3	PAOZZ	5355-01-097-4285	37695	148069-1	KNOB	EA	1
5	4	XBDZZ			1228-06 CD PL PL 78189 US CLR CHROMATE	WASHER, LOCK	EA	1
5	5	PADZZ	5935-01-099-0566	25330	GC-183S-1	CONNECTOR, RECEPTACL	EA	1
5	6	XADZZ		37695	668496-1	PANEL, FRONT	EA	1
5	7	PADZZ	5305-01-079-8127	80205	NAS1081C0603	SETSCREW	EA	1
5	8	PAOZZ	5355-01-097-4287	37695	148029-1	KNOB	EA	1
5	9	PADZZ	5820-01-096-9449	37695	347346-803	ANTENNA CONNECTOR	EA	1
5	10	PADZZ	5330-00-066-2413	96906	MS9068-012	PACKING, PREFORMED	EA	1
5	11	XBDZZ		37695	513248-1	ANTENNA RING	EA	1
5	12	XBDZZ		37695	107072-54	WASHER, NONMETALLIC	EA	1
5	13	PADZZ	5905-01-099-3632	50516	CM43129	RESISTOR, VARIABLE, N	EA	1
5	14	PADZZ	5930-01-102-0388	14140	12087-4	SWITCH, ROTARY	EA	1
5	15	XBDZZ		37695	107304-104	NUT, PLAIN, HEXAGON	EA	2
5	16	PADZZ	5305-00-054-5637	96906	MS51957-3	SCREW, MACHINE	EA	5
5	17	PADZZ	5310-00-043-4708	80205	NAS620C2	WASHER, FLAT	EA	2
5	18	PADZZ	5310-00-928-2690	96906	MS35338-134	WASHER, LOCK	EA	5
5	19	XBDDD		37695	914479-801	SPACER PLATE ASSY	EA	1
5	20	MDFZZ		37695	345110-1	GASKET	EA	1
5	21	PADZZ	6625-01-099-0079	31005	AJ-1657	TRANSDUCER, MOTIONAL	EA	1
5	22	XBDDD		37695	912630-803	SWITCH ASSY	EA	1
5	23	PADZZ	5930-01-098-3246	37695	914162-803	SWITCH, SENSITIVE	EA	1
5	24	PADZZ	5310-00-725-4712	80205	NAS671-8	NUT, PLAIN, HEXAGON	EA	1
5	25	XBDZZ		37695	107100-149	WASHER, FLAT	EA	1
5	26	PADZZ	5310-00-933-8119	96906	MS35338-137	WASHER, LOCK	EA	1
5	27	PADZZ	5999-01-096-9484	37695	468091-803	CIRCUIT CARD ASSEMB	EA	1
5	28	XBDZZ		37695	716136-801	PUSH BUTTON	EA	1
5	29	XADZZ		81349	JANTX2N2222A	TRANSISTOR	EA	2
5	30	XBDZZ		37695	930487-2	PROTECTOR, SPEAKER	EA	1
5	31	XBDZZ		37695	347355-1	DIAPHRAGM	EA	1
5	32	XADZZ		37695	935779-1	PLATE, SPEAKER	EA	1
5	33	MDDZZ		37695	347523-1	PAD, SPEAKER	EA	1



NOTE: PREFIX ALL REFERENCE DESIGNATIONS WITH 1A1A3A3

EL5VR008

Figure 6. Selector Switch Assembly

SECTION II

(1)	(2)	(3)	(4)	(5)	(6)	(7)	(8)
ILLUSTRATION					DESCRIPTION		QTY
(a)	(b)	NATIONAL					INC
FIG	ITEM	SMR	STOCK	PART			IN
NO	NO	CODE	NUMBER	FSCM	NUMBER	USABLE ON CODE	U/M
							UNIT
6	1	PADZZ	5930-01-099-9076	81073	50MY23174		EA 1
6	2	PADZZ	5935-01-101-2295	98278	MCDAL-9SBA7-8.0		EA 1
6	3	PADZZ	5975-00-727-5153	59730	TY-23M		EA 1

SECTION II

(1) ILLUSTRATION (a) (b) FIG ITEM NO NO	(2) SMR CODE	(3) NATIONAL STOCK NUMBER	(4) FSCM	(5) PART NUMBER	(6) DESCRIPTION	(7) USABLE ON CODE U/M	(8) QTY INC IN UNIT
GROUP 99 BULK MATERIALS							
BULK	XAFZZ		37695	275056-475	CAP,FXD,ELCTLT	EA	1
BULK	XBDZZ		09257	S16882-13CLEAR	INSUL SLVG,ELEC	FT	V
BULK	XBDZZ		09257	S16882-22CLEAR	INSUL SLVG,ELEC	FT	V
BULK	XBDZZ		09257	S16882-24CLEAR	INSUL SLVG,ELEC	FT	V
BULK	XBDZZ		08795	KYNAR 1/16 DIA.	INSUL SLVG,ELEC	FT	V
BULK	XBDZZ		08795	KYNAR 3/8 DIA.	INSUL SLVG,ELEC	FT	V
BULK	XBDZZ		37695	446320-108	INSUL SLVG,ELEC	FT	V
BULK	XBDZZ		37695	465006-24	WIRE,ELECTRICAL	FT	V
BULK	XBDZZ		37695	466145-220	WIRE,ELECTRICAL	FT	V
BULK	XBDZZ		37695	466145-222	WIRE,ELECTRICAL	FT	V
BULK	XBDZZ		37695	466145-229	WIRE,ELECTRICAL	FT	V
BULK	XBDZZ		37695	466145-280	WIRE,ELECTRICAL	FT	V
BULK	XBDZZ		37695	466145-281	WIRE,ELECTRICAL	FT	V
BULK	XBDZZ		37695	466145-282	WIRE,ELECTRICAL	FT	V
BULK	XBDZZ		37695	466145-283	WIRE,ELECTRICAL	FT	V
BULK	XBDZZ		37695	466145-285	WIRE,ELECTRICAL	FT	V
BULK	XBDZZ		37695	466145-289	WIRE,ELECTRICAL	FT	V
BULK	XBDZZ		37695	467805-1032	WIRE,ELECTRICAL	LB	V
BULK	XBDZZ		37695	467805-1034	WIRE,ELECTRICAL	LB	V
BULK	XBDZZ		37695	467805-2030	WIRE,ELECTRICAL	LB	V
BULK	XBDZZ		37695	467805-2032	WIRE,ELECTRICAL	LB	V
BULK	XBDZZ		37695	467805-2034	WIRE,ELECTRICAL	LB	V
BULK	XBDZZ		37695	467805-3030	WIRE,ELECTRICAL	LB	V
BULK	XBDZZ		37695	467805-3032	WIRE,ELECTRICAL	LB	V
BULK	XBDZZ		37695	467805-3034	WIRE,ELECTRICAL	LB	V

NATIONAL STOCK NUMBER AND PART NUMBER INDEX

STOCK NUMBER	FIGURE NO.	ITEM NO.	STOCK NUMBER	FIGURE NO.	ITEM NO.
5310-00-043-4708	5	17	5820-01-094-6523	2	1
5305-00-054-5636	4	17	5820-01-094-6545	2	5
5305-00-054-5637	3	2	5820-01-094-9650	2	4
5305-00-054-5637	5	16	5985-01-096-9396	1	1
5330-00-066-2413	5	10	5820-01-096-9410	1	6
5940-00-259-9057	4	6	5820-01-096-9449	5	9
5310-00-351-4599	4	5	5999-01-096-9484	5	27
5305-00-501-2342	5	1	5355-01-097-4285	5	3
5310-00-725-4712	5	24	5355-01-097-4286	5	2
5975-00-727-5153	6	3	5355-01-097-4287	5	8
5310-00-928-2690	5	18	5930-01-098-3246	5	23
5985-00-933-2454	1	2	5930-01-098-7894	4	3
5310-00-933-8119	5	26	5935-01-099-0005	4	2
5305-01-079-8127	5	7	5935-01-099-0013	4	16
5820-01-094-1309	2	2	6625-01-099-0079	5	21
5820-01-094-1310	2	3	5935-01-099-0566	5	5
5820-01-094-1311	2	10	5905-01-099-3632	5	13
5820-01-094-1312	2	8	5930-01-099-9076	6	1
5820-01-094-1313	2	11	5935-01-101-2295	6	2
5820-01-094-1314	2	6	5930-01-102-0388	5	14

FSCM	PART NUMBER	FIG. NO.	ITEM NO.	FSCM	PART NUMBER	FIG. NO.	ITEM NO.
31005	AJ-1657	5	21	37695	347523-1	5	33
83058	BS12209K1105	4	8	37695	446320-108	BULK	
83058	BS12302K1105	4	9	37695	465006-24	BULK	
50516	CM43129	5	13	37695	466145-220	BULK	
46384	FEO-440	4	5	37695	466145-222	BULK	
46384	FEO-632	4	11	37695	466145-229	BULK	
25330	GC-183S-1	5	5	37695	466145-280	BULK	
81349	JANTX2N2222A	5	29	37695	466145-281	BULK	
8795	KYNAR 1/16 DIA.	BULK		37695	466145-282	BULK	
8795	KYNAR 3/8 DIA.	BULK		37695	466145-283	BULK	
98278	MCDAL-9S8A7-8.0	6	2	37695	466145-285	BULK	
96906	MS35338-134	5	18	37695	466145-289	BULK	
96906	MS35338-137	5	26	37695	467805-1032	BULK	
96906	MS51957-2	4	17	37695	467805-1034	BULK	
96906	MS51957-3	3	2	37695	467805-2030	BULK	
96906	MS51957-3	5	16	37695	467805-2032	BULK	
96906	MS9068-012	5	10	37695	467805-2034	BULK	
80205	NAS1081C06D2	5	1	37695	467805-3030	BULK	
80205	NAS1081C06D3	5	7	37693	467805-3032	BULK	
80205	NAS620C2	5	17	37695	467805-3034	BULK	
80205	NAS671-8	5	24	37695	468091-803	5	27
23050	NO 4 NYLON SHOULDER WASHER	4	15	82634	4901-0006	4	3
97539	R-440-AC-4 BLACKMIL-C-13924 CL 2	3	4	81073	50MY23174	6	1
80058	RT-1113/PRC-68	1	4	37695	513248-1	5	11
80063	SM-B-523304	1	2	37695	513830-1	4	10
9257	SI6882-13CLEAR	BULK		37695	668496-1	5	6
9257	SI6882-22CLEAR	BULK		37695	716136-801	5	28
9257	SI6882-24CLEAR	BULK		37695	808234-1	1	6
59730	TY-23M	6	3	37695	912630-803	5	22
98278	095-9003-0024	4	2	37695	914153-803	2	9
98278	095-9286-1062	4	16	37695	914161-803	1	1
37695	107072-54	5	12	37695	914162-803	5	23
37695	107100-149	5	25	37695	914479-801	5	19
37695	107304-104	5	15	37695	916492-803	3	3
14140	12087-4	5	14	37695	917327-803	2	1
78189	1228-06 CD PL PLUS CLR CHROMATE	5	4	37695	917828-803	2	2
37695	136443-1	4	13	37695	917829-803	2	3
37695	136443-3	4	14	37695	917830-803	2	4
37695	148029-1	5	8	37695	917831-803	2	10
37695	148069-1	5	3	37695	917832-803	2	5
37695	148069-2	5	2	37695	917833-803	2	8
37695	155035-	1	5	37695	917834-803	2	11
37695	205010-1	4	6	37695	917932-803	3	5
37695	205010-10	4	12	37695	918267-803	2	7
37695	275056-475	BULK		37695	918464-803	4	4
37695	345110-1	5	20	37695	918487-803	3	1
37695	345125-1	4	7	37695	919800-803	2	6
37695	347344-1	1	3	37695	930487-2	5	30
37695	347346-803	5	9	37695	932832-1	4	1
37695	347355-1	5	31	37695	935779-1	5	32

RECOMMENDED CHANGES TO EQUIPMENT TECHNICAL PUBLICATIONS



THEN... JOT DOWN THE DOPE ABOUT IT ON THIS FORM. CAREFULLY TEAR IT OUT. FOLD IT AND DROP IT IN THE MAIL!

SOMETHING WRONG WITH THIS PUBLICATION?

FROM: (PRINT YOUR UNIT'S COMPLETE ADDRESS)

Commander
Stateside Army Depot
ATTN: AMSTA-US
Stateside, N.J. 07703

DATE SENT

10 July 1975

PUBLICATION NUMBER

TM 11-5840-340-20P

PUBLICATION DATE

23 Jan 78

PUBLICATION TITLE

Radar Set AN/PRC-76

BE EXACT PIN-POINT WHERE IT IS

PAGE NO	PARA-GRAPH	FIGURE NO	TABLE NO
33			
44		19	
45			

IN THIS SPACE TELL WHAT IS WRONG AND WHAT SHOULD BE DONE ABOUT IT:

For item 2, change the NSN to read: 5835-00-134-9186.
Reason: Accuracy.

Identify the cover on the junction box (item no. 5).
Reason: It is a separate item and is not called out on figure 19.

Add the cover of the junction box as an item in the listing for figure 19.
Reason: Same as above

SAMPLE

PRINTED NAME, GRADE OR TITLE, AND TELEPHONE NUMBER

SSG I. M. DeSpirit of 999-1776

SIGN HERE

TEAR ALONG PERFORATED LINE

FILL IN YOUR
UNIT'S ADDRESS

FOLD BACK

DEPARTMENT OF THE ARMY

OFFICIAL BUSINESS
PENALTY FOR PRIVATE USE \$300

Commander
US Army Communications-
Electronics Command
ATTN: DRSEL-ME-MQ
Fort Monmouth, New Jersey 07703

TEAR ALONG PERFORATED LINE

SOMETHING WRONG WITH THIS PUBLICATION?



THEN... JOT DOWN THE DOPE ABOUT IT ON THIS FORM. CAREFULLY TEAR IT OUT. FOLD IT AND DROP IT IN THE MAIL!

FROM (PRINT YOUR UNIT'S COMPLETE ADDRESS)

DATE SENT

PUBLICATION NUMBER
TM 11-5820-882-23P

PUBLICATION DATE
13 Jan 82

PUBLICATION TITLE
Radio Set AN/PRC-68

BE EXACT PIN-POINT WHERE IT IS

PAGE NO	PARA-GRAPH	FIGURE NO	TABLE NO

IN THIS SPACE TELL WHAT IS WRONG AND WHAT SHOULD BE DONE ABOUT IT:

PRINTED NAME GRADE OR TITLE AND TELEPHONE NUMBER

SIGN HERE

THIS FORM IS PROTECTED UNDER DA FORM 2028-2

FILL IN YOUR
UNIT'S ADDRESS

FOLD BACK

DEPARTMENT OF THE ARMY

OFFICIAL BUSINESS

Commander
US Army Communications-
Electronics Command
ATTN: DRSEL-ME-MQ
Fort Monmouth, New Jersey 07703

TEAR ALONG PERFORATED LINE

RECOMMENDED CHANGES TO EQUIPMENT TECHNICAL PUBLICATIONS



SOMETHING WRONG WITH THIS PUBLICATION?

THEN... JOT DOWN THE DOPE ABOUT IT ON THIS FORM. CAREFULLY TEAR IT OUT. FOLD IT AND DROP IT IN THE MAIL.

FROM (PRINT YOUR UNIT'S COMPLETE ADDRESS)

DATE SENT

PUBLICATION NUMBER

TM 11-5820-882-23P

PUBLICATION DATE

13 Jan 82

PUBLICATION TITLE

Radio Set AN/PRC-68

BE EXACT PIN-POINT WHERE IT IS

PAGE NO

PARA-GRAPH

FIGURE NO

TABLE NO

IN THIS SPACE TELL WHAT IS WRONG AND WHAT SHOULD BE DONE ABOUT IT:

11-45 (0000) PRC-68 (11)

PRINTED NAME GRADE OR TITLE AND TELEPHONE NUMBER

SIGN HERE

DA FORM 2028-2
1 JUL 79

PREVIOUS EDITIONS ARE OBSOLETE

PS - IF YOUR OUTFIT WANTS TO KNOW ABOUT YOUR RECOMMENDATION MAKE A CARBON COPY OF THIS AND GIVE IT TO YOUR HEADQUARTERS

FILL IN YOUR
UNIT'S ADDRESS

FOLD BACK

DEPARTMENT OF THE ARMY

OFFICIAL BUSINESS

Commander
US Army Communications-
Electronics Command
ATTN: DRSEL-ME-MQ
Fort Monmouth, New Jersey 07703

TEAR ALONG PERFORATED LINE

By Order of the Secretary of the Army, and the Commandant of the Marine Corps

E. C. MEYER
General, United States Army
Chief of Staff

Official:

ROBERT M. JOYCE
Brigadier General, United States Army
The Adjutant General

T. YAMAKIDO
Deputy Director, Technical Operation Division
United States Marine Corps

DISTRIBUTION:

To be distributed in accordance with Special List.

This fine document...

Was brought to you by me:



[Liberated Manuals -- free army and government manuals](#)

Why do I do it? I am tired of sleazy CD-ROM sellers, who take publicly available information, slap “watermarks” and other junk on it, and sell it. Those masters of search engine manipulation make sure that their sites that sell free information, come up first in search engines. They did not create it... They did not even scan it... Why should they get your money? Why are not letting you give those free manuals to your friends?

I am setting this document FREE. This document was made by the US Government and is NOT protected by Copyright. Feel free to share, republish, sell and so on.

I am not asking you for donations, fees or handouts. If you can, please provide a link to liberatedmanuals.com, so that free manuals come up first in search engines:

<A HREF=<http://www.liberatedmanuals.com/>>Free Military and Government Manuals

– Sincerely
Igor Chudov
<http://igor.chudov.com/>