

**TECHNICAL MANUAL**

**UNIT, DIRECT SUPPORT AND GENERAL SUPPORT  
MAINTENANCE  
REPAIR PARTS AND SPECIAL TOOLS LIST**

**FOR**

**STANDARD INTEGRATED COMMAND POST  
SHELTERS (SICPS)  
MODEL NO. S-787/G, TYPE II**

**(NSN 5411-01-333-0663)**

**DISTRIBUTION STATEMENT A: Approved for public release; distribution is unlimited.**

---

**HEADQUARTERS, DEPARTMENT OF THE ARMY  
31 JULY 1998**

Unit, Direct Support and General Support Maintenance  
Repair Parts and Special Tools Lists  
For

**STANDARD INTEGRATED COMMAND POST SHELTER (SICPS)  
MODEL NO. S-787/G, TYPE II**

**Current as of  
30 JUNE 1998**

**REPORTING ERRORS AND RECOMMENDING IMPROVEMENTS**

You can help Improve this manual. If you find any mistakes, or if you know of a way to improve these procedures, please let us know. Mail your letter or DA Form 2028 (Recommended Changes to Publications and Blank Forms), or DA Form 2028-2 located in the back of this manual directly to: Commander, US Army Soldier Systems Command, ATTN: AMSSC-I-SP, Kansas Street, Natick, MA, 01760-5052. You may also submit your recommended changes by E-mail directly to <amsscsr@natick-amedO2.army.mil>. A reply will be furnished directly to you. Instructions for sending an electronic 2028 may be found at the back of this manual immediately preceding the hard copy 2028.

DISTRIBUTION STATEMENT A: Approved for public release; distribution is unlimited

**TABLE OF CONTENTS**

	PAGE	ILLUS/ FIGURE
Section I INTRODUCTION .....	1	
Section II REPAIR PARTS LIST .....	2	
Group 01 Filter Blower/ECU Installation.....	1-1	1
Blower Assembly .....	2-1	2
Group 02 Shelter Assembly		
Step/Handle Assemblies .....	3-1	3
Miscellaneous Hardware .....	4-1	4
Door Assembly .....	5-1	5
Door Stop Installation.....	6-1	6
Rear Ladder installation.....	7-1	7
Hatch Installation .....	8-1	8
Group 03 Bracket Assembly .....	9-1	9
COMMO Cover Installation .....	10-1	10
TIP Cover Installation.....	11-1	11
Crew Blower Door.....	12-1	12
Power Entry Door Assembly .....	13-1	13
Generator Set Cover Assembly.....	14-1	14
Folding Back Chair Assembly .....	15-1	15
Left Rack Assembly .....	16-1	16
Front Rack Assembly.....	17-1	17

TABLE OF CONTENTS - Continued

	PAGE	ILLUS/ FIGURE
Right Rack Assembly.....	18-1	18
Hydrocarbon Monitor.....	19-1	19
Power Entry Installation.....	20-1	20
Power Monitor Faceplate.....	21-1	21
Power Supply.....	22-1	22
Relay Panel Assembly.....	23-1	23
TIP Faceplate Assembly.....	24-1	24
Signal Patch Panel.....	25-1	25
SEP EMI Plate Assembly.....	26-1	26
TIP Power Entry Assembly.....	27-1	27
COMMO Entry Panel Assembly.....	28-1	28
Waterfall Panel Assembly.....	29-1	29
TIP Signal Plate Assembly.....	30-1	30
Signal Patch Faceplate.....	31-1	31
Rapid Decompression Installation.....	32-1	32
Group 04 Genset Installation.....	33-1	33
Group 05 Gas Particulate Filter Unit (GPFU) Installation.....	34-1	34
Group 06 GPFU Control Panel.....	35-1	35
Group 07 Data Plates.....	36-1	36
Group 08 Entrance Panel Assembly.....	37-1	37
Group 09 Environmental Control Unit.....	38-1	38
Group 10 HMMWV Mounting Kit.....	39-1	39
Group 11 Bulk Materials.....	Bulk-1	
Section III SPECIAL TOOLS LIST ( Not Applicable)		
Section IV CROSS REFERENCE INDEX.....	I-1	
National Stock Number Index.....	I-1	
Part Number Index.....	I-4	

**UNIT, DIRECT SUPPORT AND GENERAL SUPPORT  
MAINTENANCE REPAIR PARTS AND SPECIAL TOOLS LIST**

Section I. INTRODUCTION

1. **SCOPE.** This RPSTL lists and authorizes spares and repair parts; special tools; special test, measurement, and diagnostic equipment (TMDE); and other special support equipment required for performance of unit, direct support and general support maintenance of the Standard Integrated Command Post Shelters (SICPS) Model No. S-787/G, Type II. It authorizes the requisitioning, issue, and disposition of spares, repair parts and special tools as indicated by the source, maintenance and recoverability (SMR) codes.

2. **GENERAL.** In addition to this section, Introduction, this Repair Parts and Special Tools List is divided into the following sections:

a. **Section II. Repair Parts List.** A list of spares and repair parts authorized by this RPSTL for use in the performance of maintenance. This list also includes parts which must be removed for replacement of the authorized parts. Parts lists are composed of functional groups in ascending alphanumeric sequence, with the parts in each group listed in ascending figure and item number sequence. Bulk materials are listed in item name sequence. Items are shown in the associated illustration(s)/figure(s).

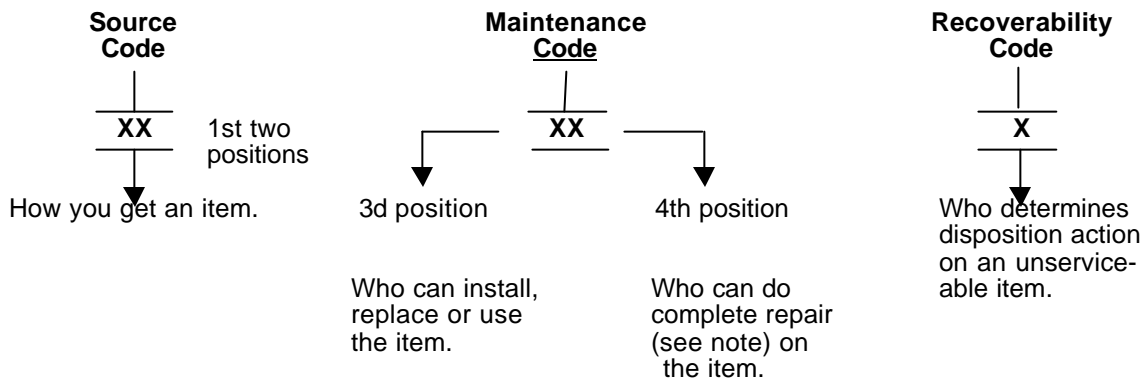
b. **Section III. Special Tools List.** A list of special tools, special TMDE, and other special support equipment authorized by this RPSTL (as indicated by Basis of Issue (BOI) information in DESCRIPTION AND USABLE ON CODE column) for the performance of maintenance.

c. **Section IV. Cross-Reference Index.** A list, in National Item Identification Number (NIIN) sequence, of all National stock numbered items appearing in the listing, followed by a list in alphanumeric sequence of all part numbers appearing in the listings. National stock numbers and part numbers are cross referenced to each illustration figure and item number appearance. The figure and item number index lists figure and item numbers in alphanumeric sequence and cross references NSN, CAGEC and part number.

3. **EXPLANATION OF COLUMNS (SECTIONS II AND III).**

a. **ITEM NO. (Column (1)).** Indicates the number used to identify items called out in the illustration.

b. **SMR Code (Column (2)).** The Source, Maintenance, and Recoverability (SMR) code is a 5-position code containing supply/requisitioning information, maintenance category authorization criteria, and disposition instruction, as shown in the following breakout:



\* Complete Repair: Maintenance capacity, capability, and authority to perform all corrective maintenance tasks of the "Repair" function in a use/user environment in order to restore serviceability to a failed item.

(1) Source Code. The source code tells you how to get an item needed for maintenance, repair, or overhaul of an end item/equipment. Explanations of source codes follows:

Soucre Code	Explanation
PA PB PC** PD PE PF PG	<p>Stocked items; use the applicable NSN to request/requisition items with these source codes. They are authorized to the category indicated by the code entered in the 3rd position of the SMR code.</p> <p>*NOTE: Items coded PC are subject to deterioration.</p> <p>Items with these codes are not to be requested/requisitioned individually. They are part of a kit which is authorized to the maintenance category indicated in the 3rd position of the SMR code. The complete kit must be requisitioned and applied.</p>
KD KF KB	
MO (Made at Unit/AVUM Level) MF (Made at DS/AVIM Level) MH (Made at GS Level) ML (Made at Specialized Repair Activity (SRA)) MD (Made at Depot)	<p>Items with these codes are not to be requested/requisitioned individually. They must be made from bulk material which is identified by the part number in the DESCRIPTION and USABLE ON CODE (UOC) column and listed in the Bulk Material group of the repair parts list in this RPSTL. If the item is authorized to you by the 3rd position code of the SMR code, but the source code indicates it is made at a higher level, order the item from the higher level of maintenance.</p>
AO (Assembled by Unit/AVUM Level) AF (Assembled by DS/AVIM Level) AH (Assembled by GS Category) AL (Assembled by SRA) Ad (Assembled by Depot)	<p>Items with these codes are not to be requested/ requisitioned individually. The parts that make up the assembled item must be requisitioned or fabricated and assembled at the level of maintenance indicated by the source code. If the 3rd position code of the SMR code authorizes you to replace the item, but the source code indicates the items are assembled at a higher level, order the item from the higher level of maintenance.</p>
XA	Do not requisition "XA"-coded item. Order Its next higher assembly. (Refer to the NOTE below.)
XB	If an "XB" item is not available from salvage, order it using the CAGEC and part number given.
XC	Installation drawing, diagram, instruction sheet, field service drawing, that is identified manufacturer's part number.
XD	Item is not stocked. Order an "XD"-coded item through normal supply channels using the CAGEC and part number given, if no NSN is available.

**NOTE**

**Cannibalization or controlled exchange, when authorized, may be used as a source of supply for items with the above source codes, except for those source coded "XA" or those aircraft support items restricted by requirements of AR 750-1.**

(2) Maintenance Code. Maintenance codes tell you the level(s) of maintenance authorized to USE and REPAIR support items. The maintenance codes are entered in the third and fourth positions of the SMR code as follows:

(a) The maintenance code entered in the third position tells you the lowest maintenance level authorized to remove, replace, and use an item. The maintenance code entered in the third position will indicate authorization to the following levels of maintenance.

<b>Maintenance Code</b>	<b>Application/Explanation</b>
C	- Crew or operator maintenance done within unit/AVUM maintenance.
O	- Unit level/AVUM maintenance can remove, replace, and use the item.
F	- Direct support/AVIM maintenance can remove, replace, and use the item.
H	- General support maintenance can remove, replace, and use the item.
L	- Specialized repair activity can remove, replace, and use the item.
D	- Depot can remove, replace, and use the item.

(b) The maintenance code entered in the fourth position tells whether or not the item is to be repaired and identifies the lowest maintenance level with the capability to do complete repair (i.e., perform all authorized repair functions.)

**NOTE**

**Some limited repair may be done on an item at a lower level of maintenance, if authorized by the Maintenance Allocation Chart and SMR codes.**

<b>Maintenance Code</b>	<b>Application/Explanation</b>
O	- Unit/AVUM is the lowest level that can do complete repair of the item.
F	- Direct support/AVIM is the lowest level that can do complete repair of the item.
H	- General Support is the lowest level that can do complete repair of the item.
L	- Specialized repair activity is the lowest level that can do complete repair of the item.
D	- Depot is the lowest level that can do complete repair of the item.
Z	- Nonreparable. No repair is authorized.
B	- No repair is authorized. No parts or special tools are authorized for the maintenance of a "B" coded item. However, the item may be reconditioned by adjusting, lubricating, etc., at the user level.

(3) Recoverability Code. Recoverability codes are assigned to items to indicate the disposition action on unserviceable items. The recoverability code is entered in the fifth position of the SMR Code as follows:

<b>Recoverability Codes</b>	<b>Application/Explanation</b>
Z	- Nonreparable item. When unserviceable, condemn and dispose of the item at the level of maintenance shown in 3d position of SMR Code.
O	- Repairable item. When not economically repairable, condemn and dispose of the item at unit or AVUM level.
F	- Repairable item. When uneconomically repairable, condemn and dispose of the item at the direct support or AVIM level.
H	- Repairable item. When uneconomically repairable, condemn and dispose of the item at the general support level.
D	- Repairable item. When beyond lower level repair capability, return to depot. Condemnation and disposal of item not authorized below depot level.

**Recoverability Codes**

**Application/Explanation**

- L - Reparable item. Condemnation and disposal not authorized below specialized repair activity (SRA).
- A - Item requires special handling or condemnation procedures because of specific reasons (e.g., precious metal content, high dollar value, critical material, or hazardous material). Refer to appropriate manuals/directives for specific instructions.

c. CAGEC (Column (3)). The Commercial and Government Entity Code (CAGEC) is a 5-digit numeric code which is used to identify the manufacturer, distributor, or Government agency/activity that supplies the item.

d. PART NUMBER (Column (4)). Indicates the primary number used by the manufacturer, (individual, company, firm, corporation, or Government activity), which controls the design and characteristics of the item by means of its engineering drawings, specifications, standards, and inspection requirements to identify an item or range of items.

**NOTE**

**When you use an NSN to requisition an item, the item you receive may have a different part number from the number listed.**

e. DESCRIPTION AND USABLE ON CODE (UOC) (Column (5)). This column includes the following information:

- (1) The Federal item name and, when required, a minimum description to identify the item.
- (2) Part numbers of bulk materials are referenced in this column in the line entry to be manufactured/fabricated.
- (3) The statement "END OF FIGURE" appears just below the last Item description in Column (5) for a given figure in both Section II and Section III.

f. QTY (Column (6)). The QTY (quantity per figure) column indicates the quantity of the item used in the breakout shown on the illustration/figure, which is prepared for a functional group, subfunctional group, or an assembly. A "V" appearing in this column instead of a quantity indicates that the quantity is variable and may vary from application to application.

4. EXPLANATION OF INDEX FORMAT AND COLUMNS (SECTION IV).

a. NATIONAL STOCK NUMBER (NSN) INDEX.

(1) STOCK NUMBER Column. This column lists the NSN in national item identification number (NIIN) sequence. The NIIN consists of the last nine digits of the NSN, i.e.

NSN
5305-01-574-1467
NIIN

When using this column to locate an item, ignore the first four digits of the NSN. Use the complete NSN (13 digits) when requisitioning items by stock number.

(2) FIG. Column. This column lists the number of the figure where the item is identified/located. The figures are in numerical order in Section II and Section III.

(3) ITEM Column. The item number identifies the item associated with the figure listed in the adjacent FIG. column. This item is also identified by the NSN listed on the same line.

b. PART NUMBER INDEX. Part numbers in this index are listed by part number in ascending alphanumeric sequence (i.e., vertical arrangement of letter and number combination which places the first letter or digit of each group in order A through Z, followed by the numbers 0 through 9, and each following letter or digit in like order).

(1) CAGEC Column. The Commercial and Government Entity Code (CAGEC) is a 5-digit numeric code used to identify the manufacturer, distributor, or Government agency/activity that supplies the item.

(2) PART NUMBER Column. Indicates the primary number used by the manufacturer (individual, firm, corporation, or Government activity), which controls the design and characteristics of the item by means of its engineering drawings, specifications, standards, and inspection requirements to identify an item or range of items.

(3) STOCK NUMBER Column. This column lists the NSN for the associated part number and manufacturer identified in the PART NUMBER and CAGEC columns to the left.

(4) FIG. Column. This column lists the number of the figure where the item is identified/located in Section II and Section III.

(5) ITEM Column. The item number is that number assigned to the item as it appears in the figure referenced in adjacent figure number column.

c. FIGURE AND ITEM NUMBER INDEX.

(1) FIG. Column. This column lists the number of the figure where the item is identified/located in Section II and Section III.

(2) ITEM Column. The item number is that number assigned to the item as it appears in the figure referenced in the adjacent figure number column.

(3) STOCK NUMBER Column. This column lists the NSN for the item.

(4) CAGEC Column. The Commercial and Government Entity Code (CAGEC) is a 5-digit numeric code used to identify the manufacturer, distributor, or Government agency/activity that supplies the item.

(5) PART NUMBER Column. Indicates the primary number used by the manufacturer (individual, firm, corporation, or Government activity), which controls the design and characteristics of the item by means of its engineering drawings, specifications, standards, and inspection requirements to identify an item or range of items.

5. SPECIAL INFORMATION.

a. USABLE ON CODE. The usable on code appears in the lower left corner of the Description Column heading. Usable on codes are shown as "UOC: " in the Description Column (justified left) on the last line of the applicable item description/nomenclature. Uncoded items are applicable to all models. Identification of the usable on codes used in this RPSTL are:

Code	Used On
A	Model
B	Model
C	Model
D	Model

b. FABRICATION INSTRUCTIONS. Bulk materials required to manufacture items are listed in the Bulk Material Functional Group of this RPSTL. Part numbers for bulk materials are also referenced in the description column of the line entry for the item to be manufactured/fabricated. Detailed fabrication instructions for items source coded to be manufactured or fabricated are found in TM 10-5411-222-14.

c. INDEX NUMBERS. Items which have the word BULK in the figure column will have an index number shown in the item number column. This index number is a cross-reference between the National Stock Number/Part Number Index and the bulk material list in Section II.



d. ASSOCIATED PUBLICATIONS. The publications listed below pertain to the Standard Integrated Command Post Shelters (CICPS) Model No. S-787/G, Type II and its components.

<u>Publication</u>	<u>Short Title</u>
TM 10-5411-222-14	Operator, Unit, Direct Support and General Support Maintenance Manual.

6. HOW TO LOCATE REPAIR PARTS.

a. When National Stock Numbers or Part Numbers are NOT Known.

(1) First. Using the table of contents, determine the assembly or subassembly group to which the item belongs. This is necessary since figures are prepared for assembly groups and subassembly groups, and listings are divided into the same groups.

(2) Second. Find the figure covering the assembly group or subassembly group to which the item belongs.

(3) Third. Identify the item on the figure and use the Figure and Item Number Index to find the NSN.

b. When National Stock Number or Part Number is Known.

(1) First. Using the of National Stock Number and Part Number Indexes find the pertinent National Stock Number or Part Number. The NSN index is in National Item Identification Number (NIIN) sequence (see paragraph 4.a.). The part numbers in the Part Number index are listed in ascending alphanumeric sequence (see paragraph 4.b.). Both indexes cross-reference you to the illustration/figure and item number of the item you are looking for.

(2) Second. Turn to the figure and item number, verify that the item is the one you are looking for, then locate the item number in the repair parts list for the figure.

7. ABBREVIATIONS. Abbreviations used in this manual are listed in MIL-STD-12.

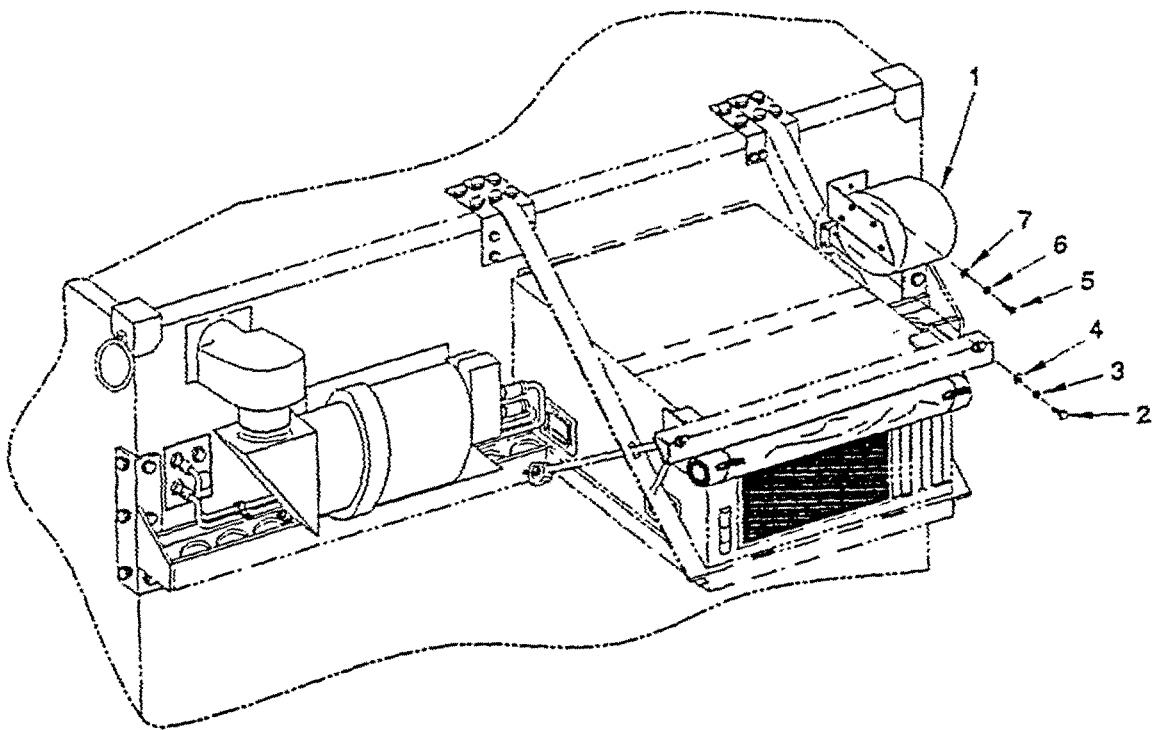


Figure 1. Filter Blower/ECU Installation (Sheet 1 of 3)

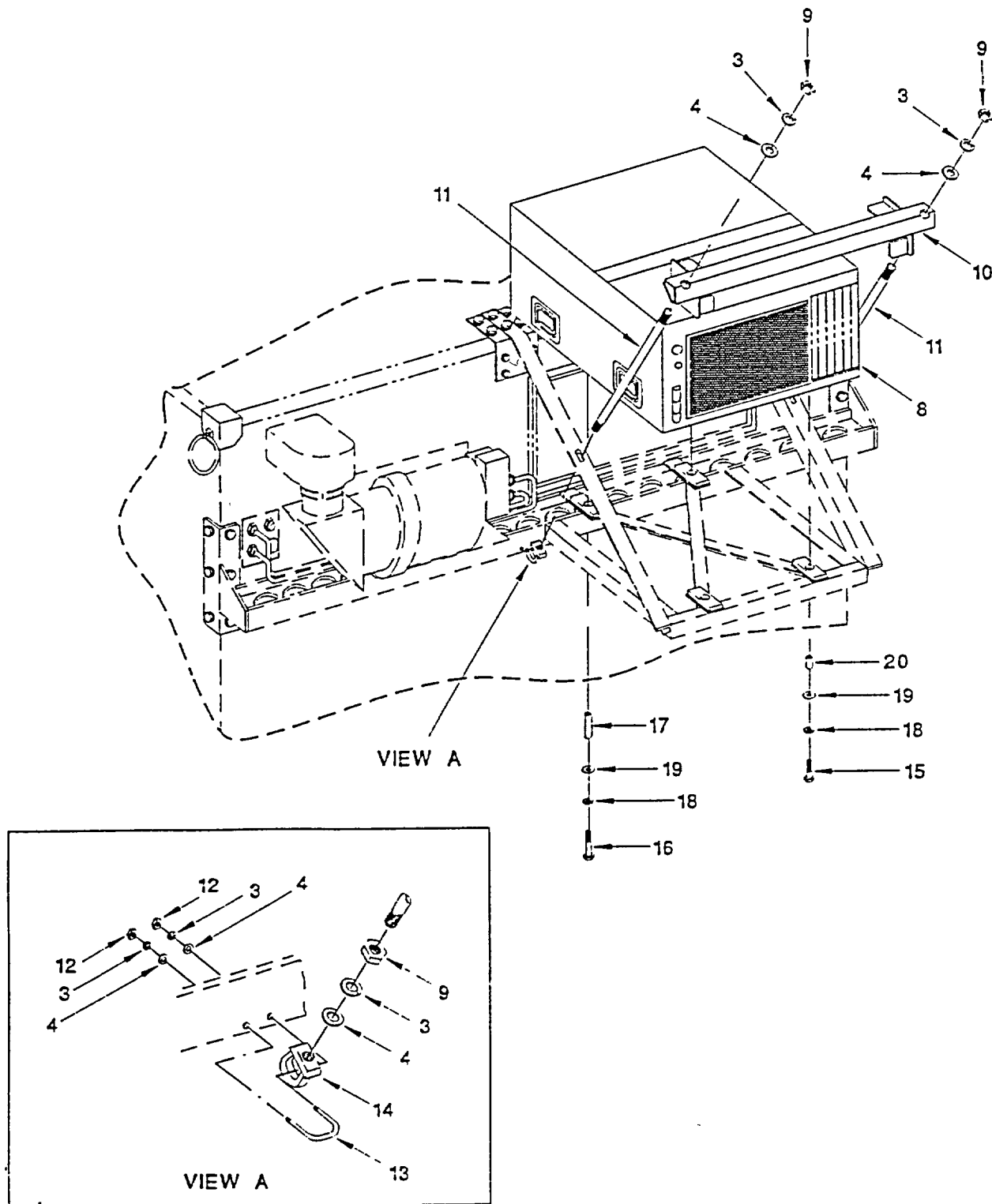


Figure 1. Filter Blower/ECU Installation (Sheet 2 of 3)

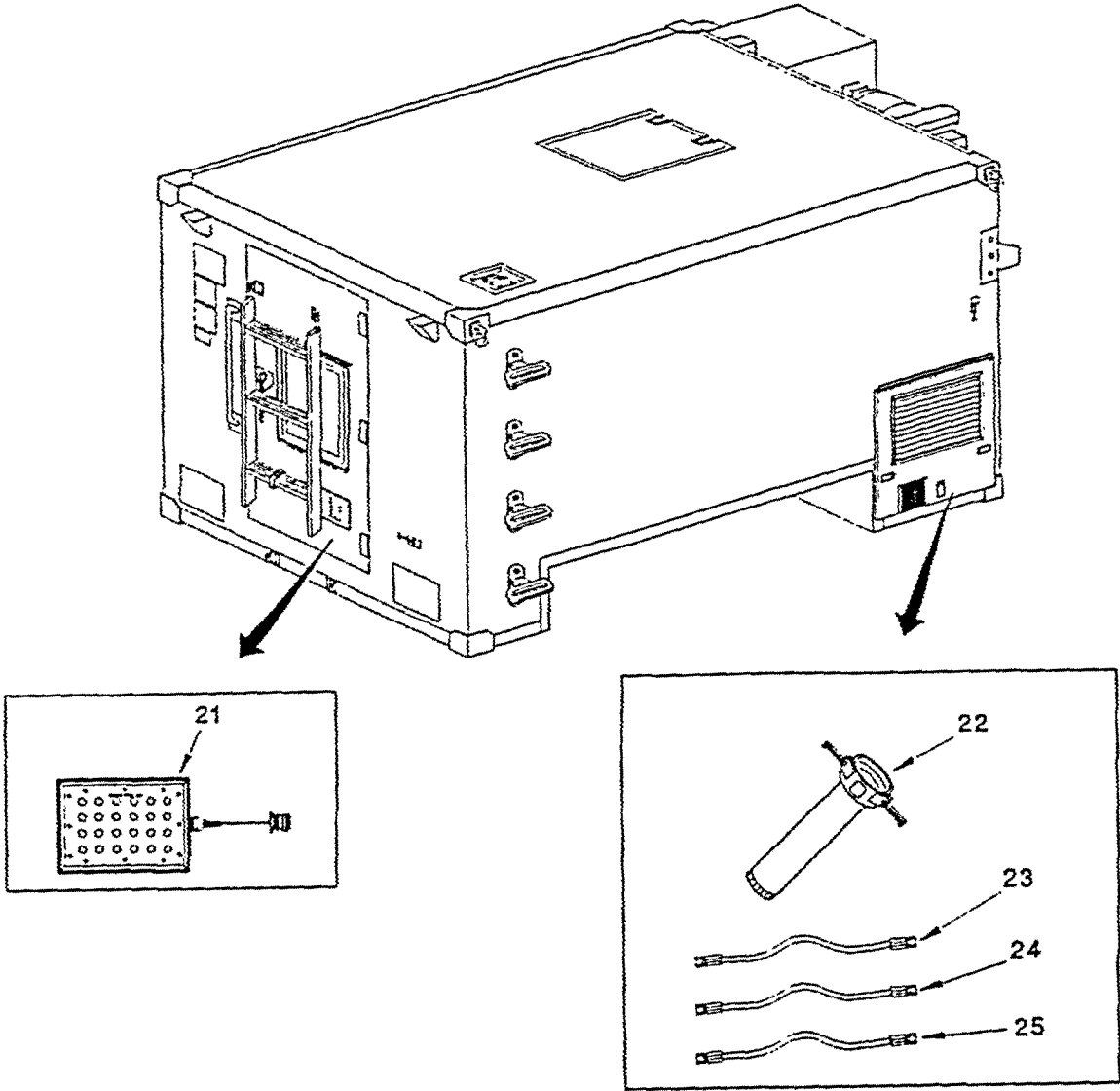


Figure 1. Filter Blower/ECU Installation (Sheet 3 of 3)

SECTION II

TM 10-5411-222-24P

(1) ITEM NO	(2) SMR CODE	(3) NSN	(4) CAGEC	(5) PART NUMBER	(6) DESCRIPTION AND USABLE ON CODES (UOC)	(7) QTY
					GROUP 01 FILTER BLOWER ASSEMBLY	
					FIGURE 1 FILTER BLOWER ASSEMBLY	
1	XCOOO		81337	17-1-1652-1	FILTER BLOWER INSTA .....	1
2	PAOZZ	5305007024523	96906	MS35307-306	SCREW, CAP, HEXAGON H.....	4
3	PAOZZ	5310009338121	96906	MS35338-139	WASHER, LOCK. ....	12
4	PAOZZ	5310005825677	96906	MS15795-810	WASHER, FLAT.....	12
5	PAOZZ	5305000593657	96906	MS51958-61	SCREW, MACHINE. ....	2
6	PAOZZ	5310009338120	96906	MS35338-138	WASHER, LOCK. ....	2
7	PAOZZ	5310008839384	96906	MS15795-842	WASHER, FLAT. ....	2
8	XCOFF		97403	13225E8452	ECU.....	1
9	PAOZZ	5310009035966	96906	MS51971-1	NUT, PLAIN, HEXAGON.....	4
10	XBOZZ		81337	17-1-8114-1	HOLDER, A/C .....	1
11	XBOZZ		81337	17-1-8096-2	ROD, SUPPORT.....	2
12	PAOZZ	5310009051691	96906	MS51972-1	NUT, PLAIN, HEXAGON.....	4
13	PAOZZ		80205	NAS3104C6-10	BOLT, U.....	2
14	XBOZZ		81337	17-1-6624-1	NUT, EYE .....	2
15	XBOZZ		80204	B1821BH038F175L	SCREW, CAP, HEX HD .....	2
16	XBOZZ		80204	B1821BH038F500L	SCREW, CAP, HEX HD .....	2
17	XBOZZ		81337	17-1-7557-1	SLEEVE, ECU MTG.....	2
18	XBOZZ		80204	B13216E68152	SPACER.....	4
19	XBOZZ		80204	B13216E6138-2	WASHER, FLAT .....	4
20	XBOZZ		80204	B13216E6153	TUBE.....	2
21	XBOZZ		81337	17-1-7561-1	PHONE BOX ASSY .....	1
22	XBOZZ		81337	17-1-7575-1	EXTENSION, EXHAUST.....	1
23	XBOZZ		81337	17-1-7573-1	HOSE, FUEL SUPPLY .....	1
24	XBOZZ		81337	17-1-7586-1	HOSE, FUEL RETURN.....	1
25	XBOZZ		81337	17-1-7587-1	HOSE, PORTABLE FUEL .....	1

END OF FIGURE

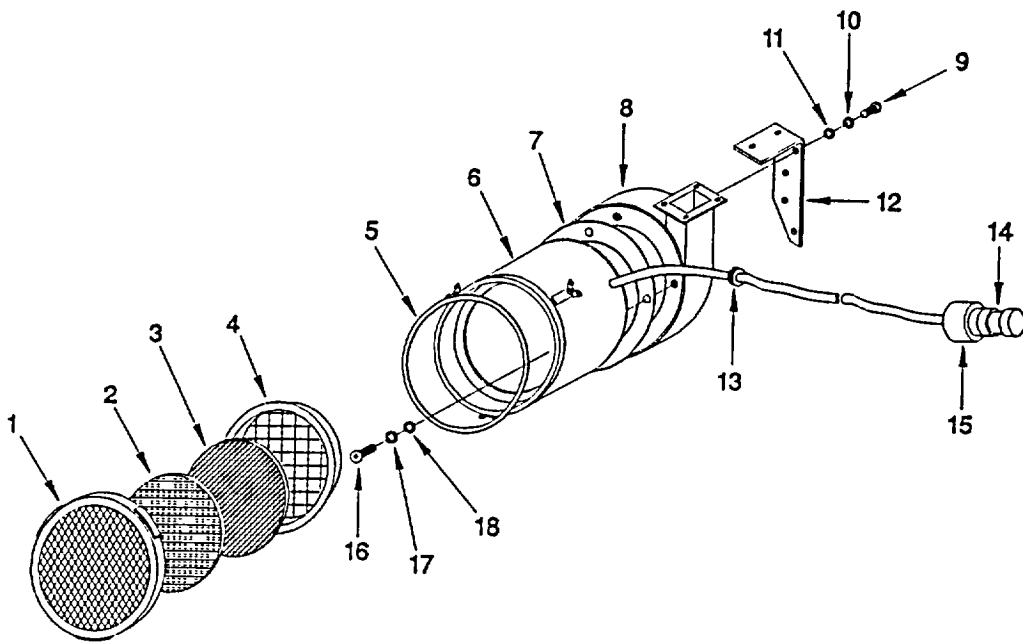


Figure 2. Blower Assembly

SECTION II

TM 10-5411-222-24P

(1) ITEM NO	(2) SMR CODE	(3) NSN	(4) CAGEC	(5) PART NUMBER	(6) DESCRIPTION AND USABLE ON CODES (UOC)	(7) QTY
					GROUP 01 FILTER BLOWER ASSEMBLY	
					FIGURE 2 BLOWER ASSEMBLY	
	XCOOO		81337	17-1-1652-1	FILTER BLOWER INSTA .....	1
1	XBOZZ		81337	17-1-1641-1	.ENDCAP ASSEMBLY .....	1
2	XBOZZ		ORXR4	AKFM802	.FILTER, FOAM.....	1
3	XBOZZ		ORXR4	NDP101	.FILTER, POLYESTER.....	1
4	XBOZZ		81337	17-1-1643-1	.HOUSING ASSEMBLY .....	1
5	XBOZZ		81337	17-1-1639-1	.GASKET, FILTER BLOW .....	1
6	XBOZZ		81337	17-1-1651-1	.INLET CYLINDER ASSE.....	1
7	XBOZZ		81337	17-1-1650-1	.GASKET, INLET CYLIN .....	1
8	PAOZZ		81337	17-1-6633-1	.FAN, CENTRIFUGAL .....	1
9	PAOZZ	5305000546671	96906	MS51957-46	.SCREW, MACHINE. ....	4
10	PAOZZ	5310009338119	96906	MS35338-137	.WASHER, LOCK. ....	4
11	PAOZZ	5310008805978	96906	MS15795-807	.WASHER, FLAT .....	4
12	XBOZZ		81337	17-1-1646-1	.BRACKET, BLOWER.....	1
13	XBOZZ		81337	17-1-1670-1	.BUSHING, STRAIN RELF .....	1
14	PAOZA	5935012622529	96906	MS3475W12-3P	.CONNECTOR, PLUG, ELEC.....	1
15	PAOZZ	5935011808240	81349	M85049/10-13W	.ADAPTER, CABLE CLAMP .....	1
16	PAOZZ	5305000546655	96906	MS51957-31	.SCREW, MACHINE. ....	4
17	PAOZZ	5310009296395	96906	MS35338-136	.WASHER, LOCK. ....	4
18	PAOZZ	5310007225998	96906	MS15795-805	.WASHER, FLAT. ....	4

END OF FIGURE

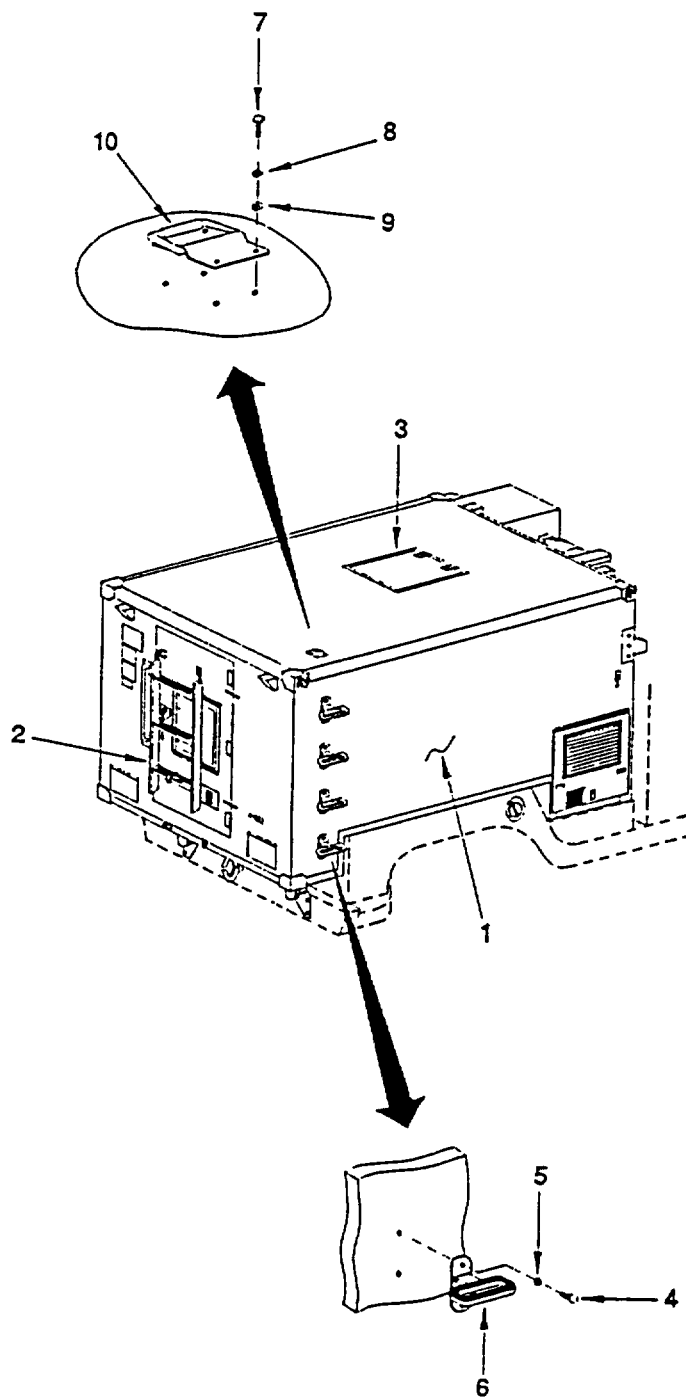


Figure 3. Step/Handle Assemblies



SECTION II

TM 10-5411-222-24P

(1) ITEM NO	(2) SMR CODE	(3) NSN	(4) CAGEC	(5) PART NUMBER	(6) DESCRIPTION AND USABLE ON CODES (UOC)	(7) QTY
					GROUP 02 SHELTER ASSEMBLY	
					FIGURE 3 STEP/HANDLE ASSEMBLY	
	XCOOO		81337	17-1-3501-01	SHLTR ASSY, LIGHTWE.....	1
1	XCOOO		81337	17-1-3502-1	.STRUCTURE ASSEMBLY .....	1
2	XCOOO		81337	17-1-3510-1	.REAR LADDER INSTALL.....	1
3	XCOOO		81337	17-1-3689-1	.HATCH INSTALLATION.....	1
4	PAOZZ	5306002264826	80204	B1821BH031C088N	.BOLT, MACHINE.....	8
5	PAOZZ	5310004079566	96906	MS35338-45	.WASHER, LOCK. ....	8
6	XBOZZ		81337	17-1-6653-1	.STEP ASSEMBLY .....	4
7	PAOZZ	5306001443649	88044	AN3-10	.BOLT, MACHINE.....	4
8	PAOZZ	5310009338120	96906	MS35338-138	.WASHER, LOCK . ....	4
9	PAOZZ	5310008839384	96906	MS15795-842	.WASHER, FLAT. ....	4
10	XBOZZ	5340014404800	81337	17-1-8555-1	.HANDLE, BAIL .....	1

END OF FIGURE

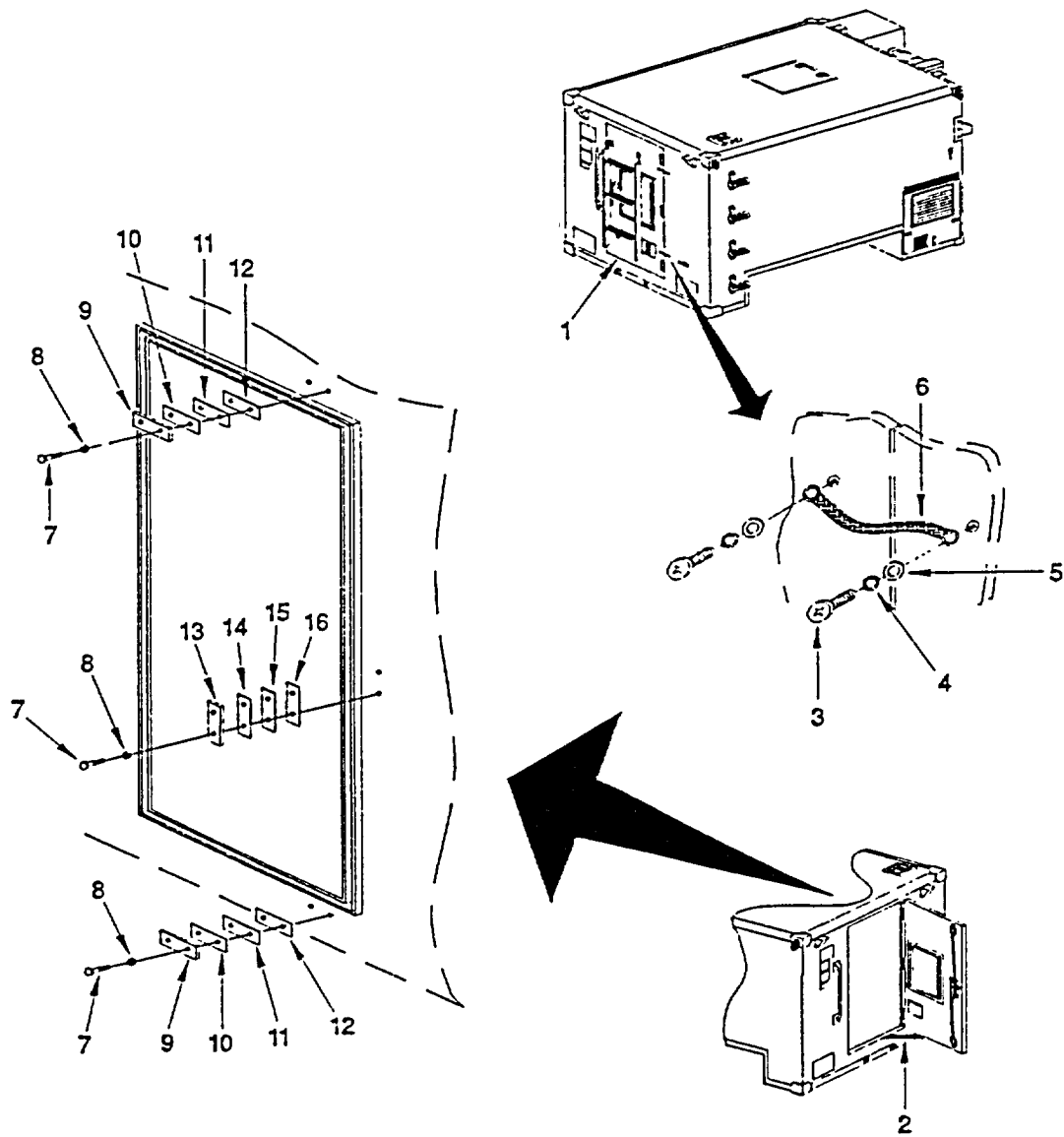


Figure 4. Miscellaneous Hardware (Sheet 1 of 2)

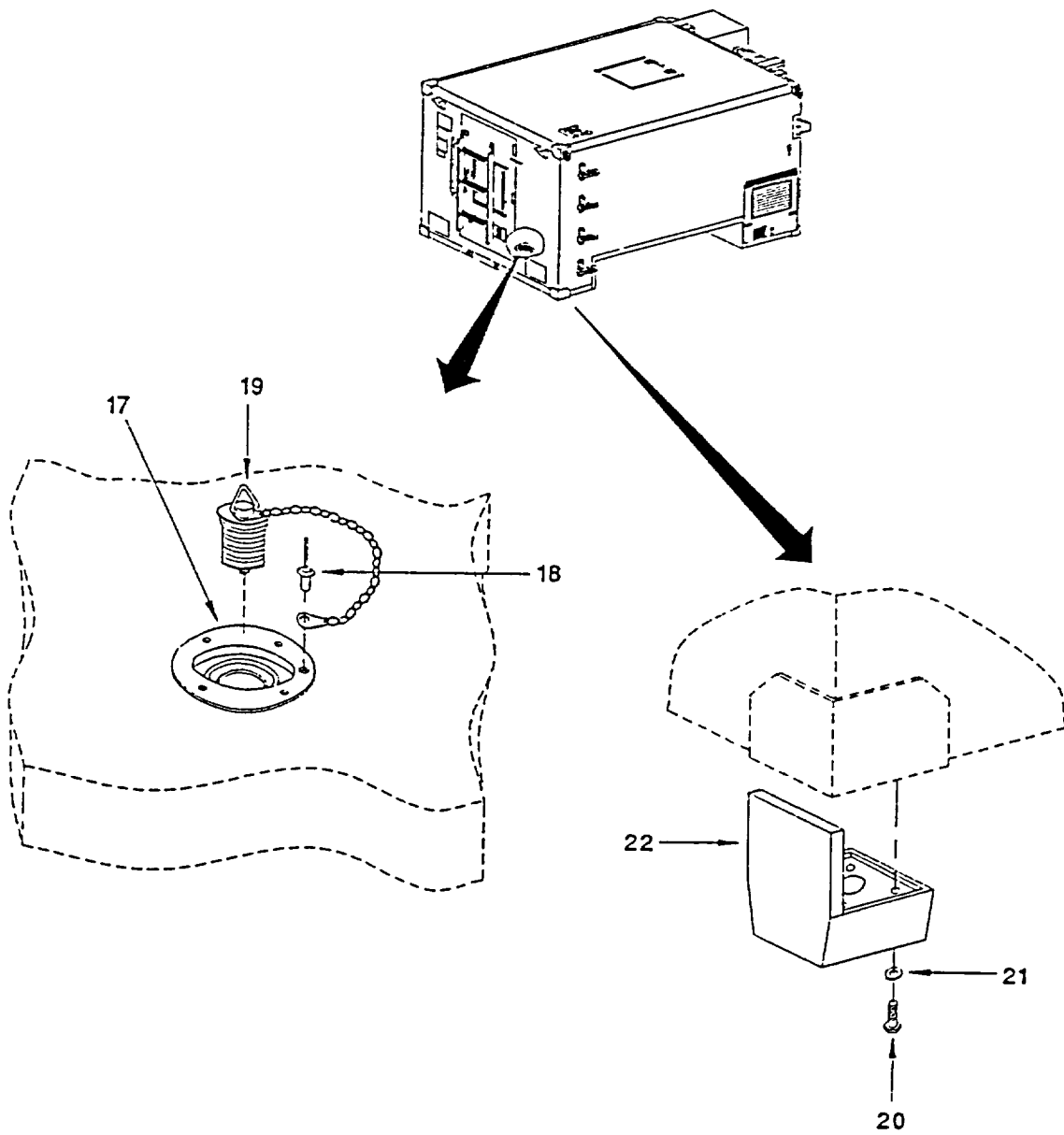


Figure 4. Miscellaneous Hardware (Sheet 2 of 2)

SECTION II

TM 10-5411-222-24P

(1) ITEM NO	(2) SMR CODE	(3) NSN	(4) CAGEC	(5) PART NUMBER	(6) DESCRIPTION AND USABLE ON CODES (UOC)	(7) QTY
					GROUP 02 SHELTER ASSEMBLY	
					FIGURE 4 MISCELLANEOUS HARDWARE	
	XCOOO		81337	17-1-3502-1	..STRUCTURE ASSEMBLY .....	1
1	XCOOO		81337	17-1-8103-1	..DOOR INSTALLATION .....	1
2	XCOOO		81337	17-1-8528-1	..DOOR STOP INSTL.....	1
3	PAOZZ	5305000593660	96906	MS51958-64	..SCREW, MACHINE .....	4
4	PAOZZ	5310009338120	96906	MS35338-138	..WASHER, LOCK .....	4
5	PAOZZ	5310008839384	96906	MS15795-842	..WASHER, FLAT. ....	4
6	MFOZZ		81337	17-1-8507-1	..JUMPER, GROUND MAKE FROM..... TERMINAL LUG, P/N MS25306-119, AND WOVEN COPPER BRAID, P/N 1234 .....	2
7	PAOZZ	5306001562340	88044	AN4C10A	..BOLT, MACHINE .....	6
8	PAOZZ	5310005825965	96906	MS35338-44	..WASHER, LOCK .....	6
9	XBOZZ	5340014401146	81337	17-1-3562-1	..STRIKE, CATCH.....	2
10	XBOZZ	5365014394189	81337	17-1-3566-1	..SPACER, PLATE.....	2
11	XBOZZ	5365014394191	81337	17-1-3566-2	..SPACER, PLATE .....	1
12	XBOZZ	5365014394192	81337	17-1-3566-3	..SPACER, PLATE .....	1
13	XBOZZ	5340014404811	81337	17-1-3563-1	..STRIKE, CATCH.....	1
14	XBOZZ		81337	17-1-3565-1	..SHIM.....	1
15	XBOZZ		81337	17-1-3565-2	..SHIM.....	1
16	XBOZZ		81337	17-1-3565-3	..SHIM.....	1
17	XCOOO		81337	17-1-8510-1	..RFI DRAIN INSTALLAT.....	1
18	XBOZZ		81337	17-1-5711-6	..RIVET, BLIND.....	4
19	XBOZZ	4510009339953	80063	SM-B-165452	..STOPPER, WASTE DRAIN .....	1
20	PAOZZ		80205	NAS6206-2	..BOLT, SHEAR.....	16
21	PAOZZ	5310001670804	0D4J7	D800660	..WASHER, FLAT .....	16
22	XBOZZ		81337	17-1-3632-1	..PAD ASSY CORNER CAP .....	4

END OF FIGURE

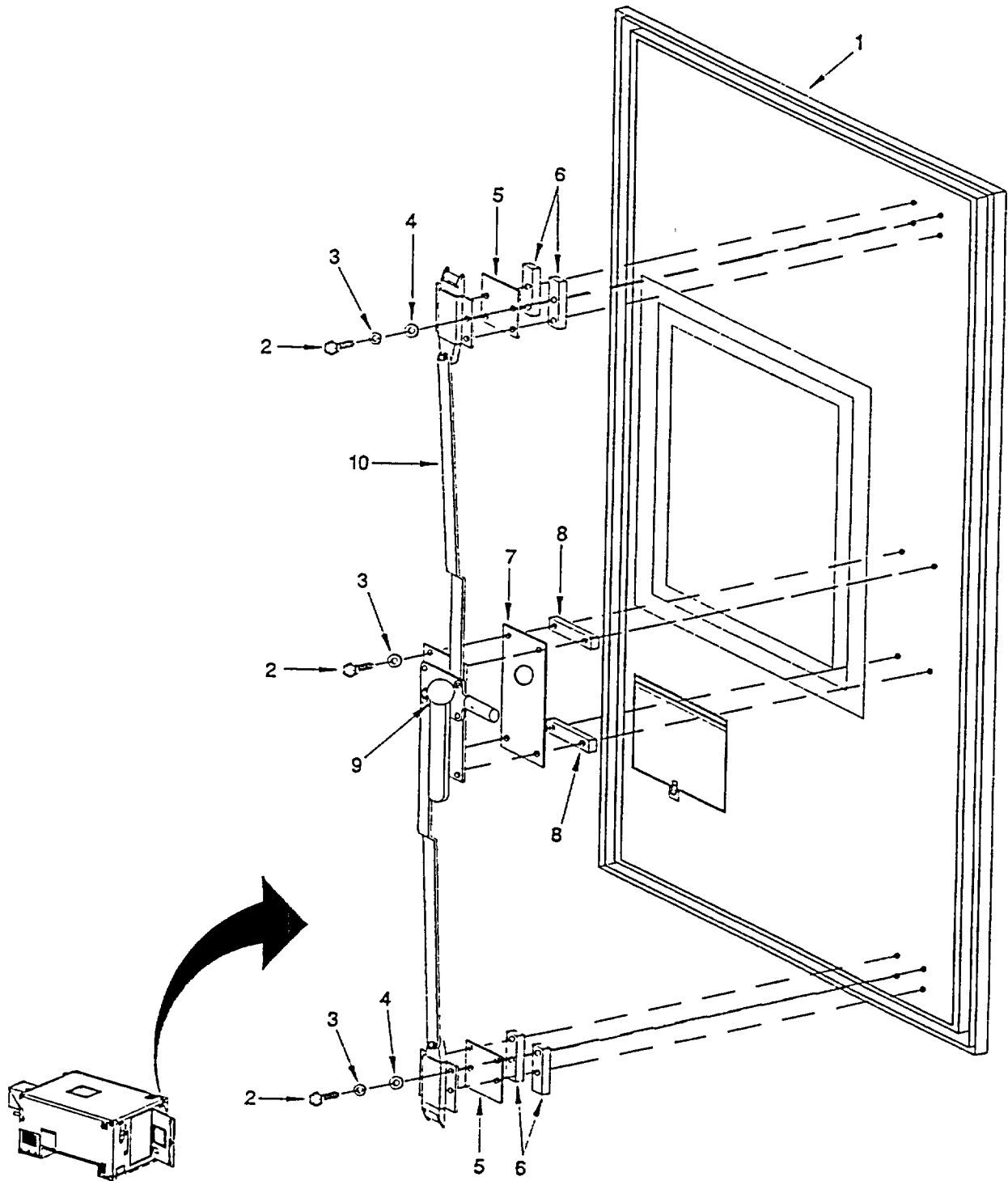


Figure 5. Door Assembly (Sheet 1 of 5)

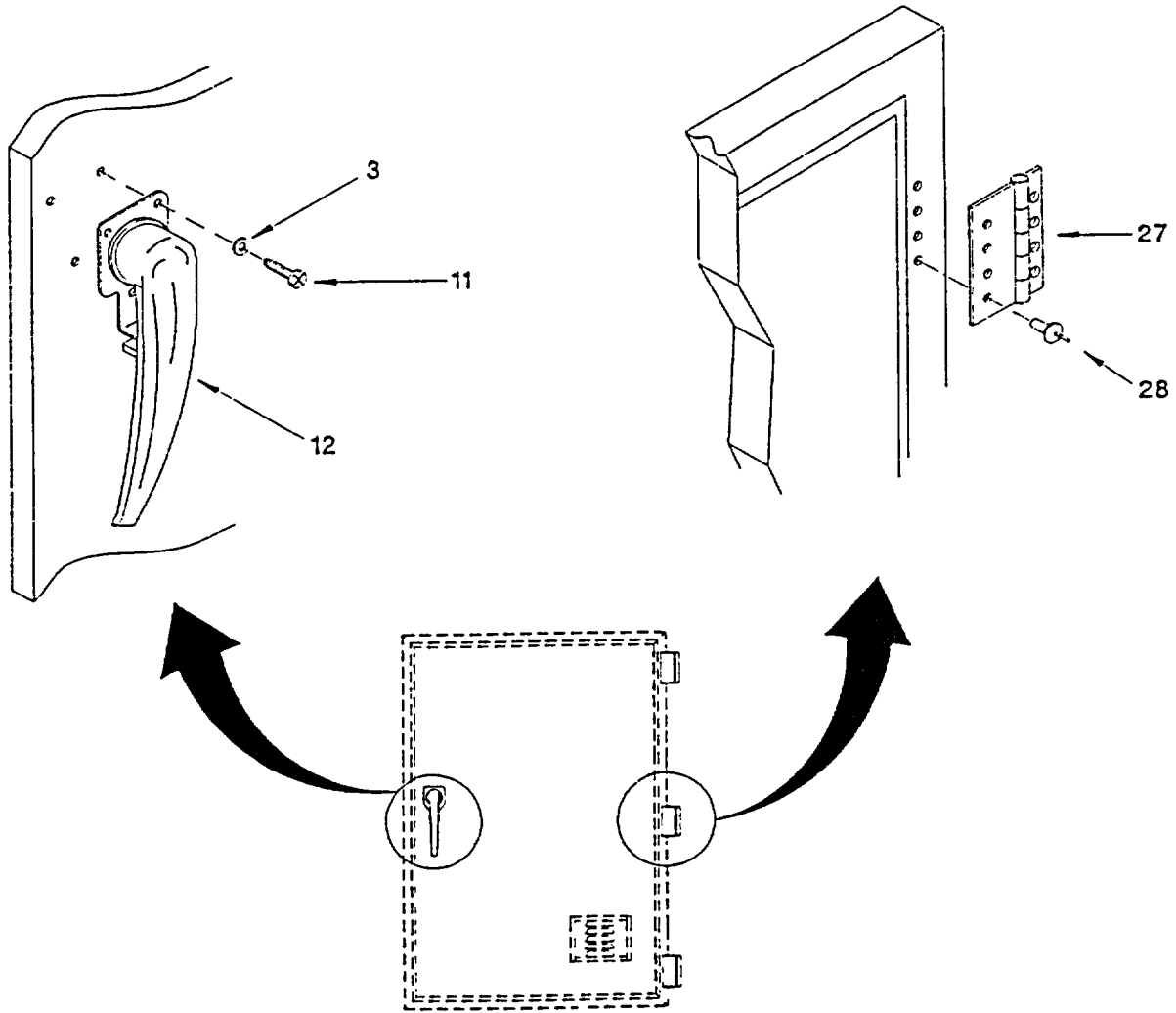


Figure 5. Door Assembly (Sheet 2 of 5)

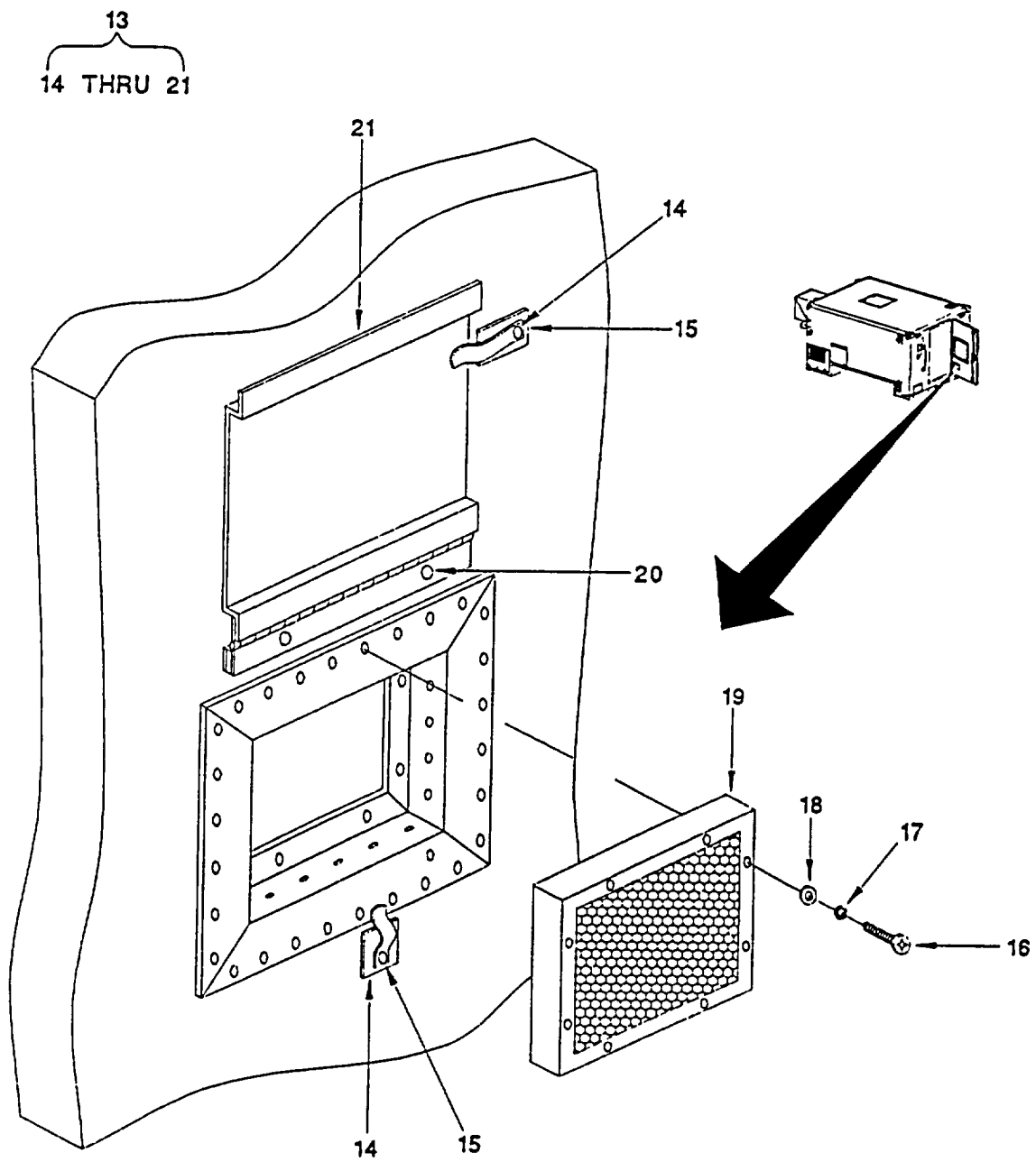


Figure 5. Door Assembly (Sheet 3 of 5)

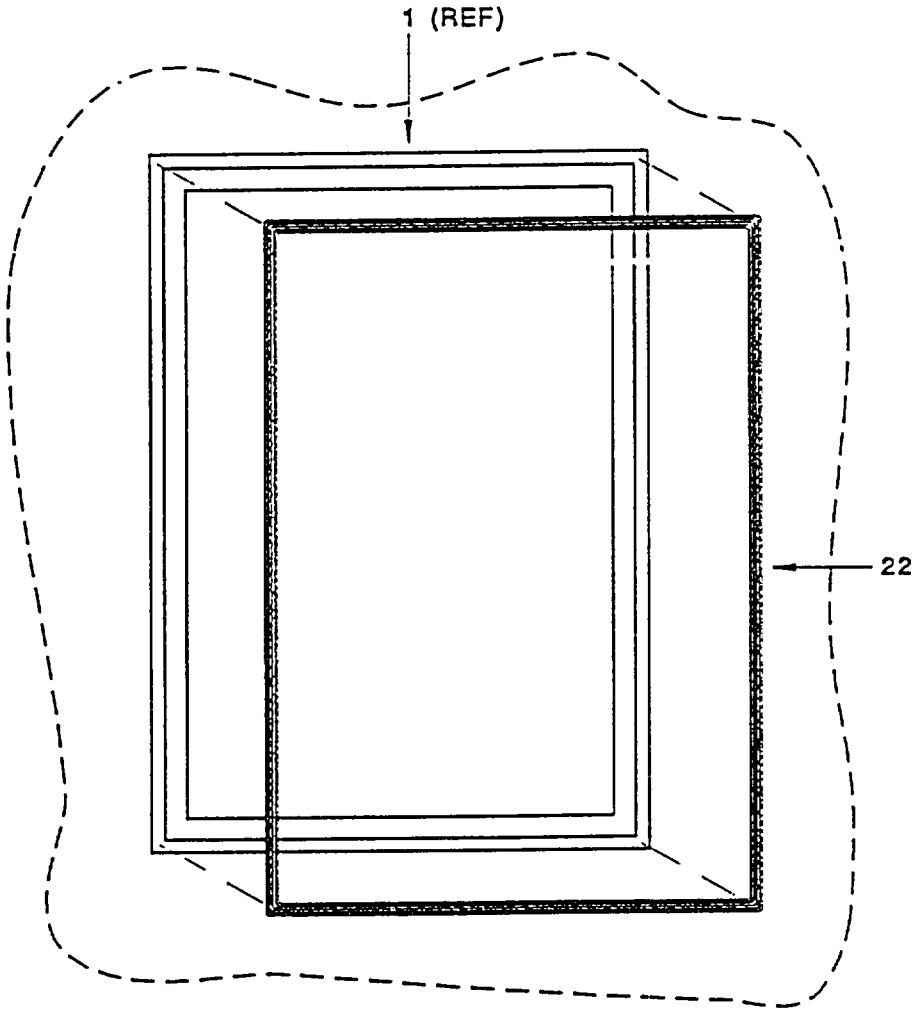


Figure 5. Door Assembly (Sheet 4 of 5)



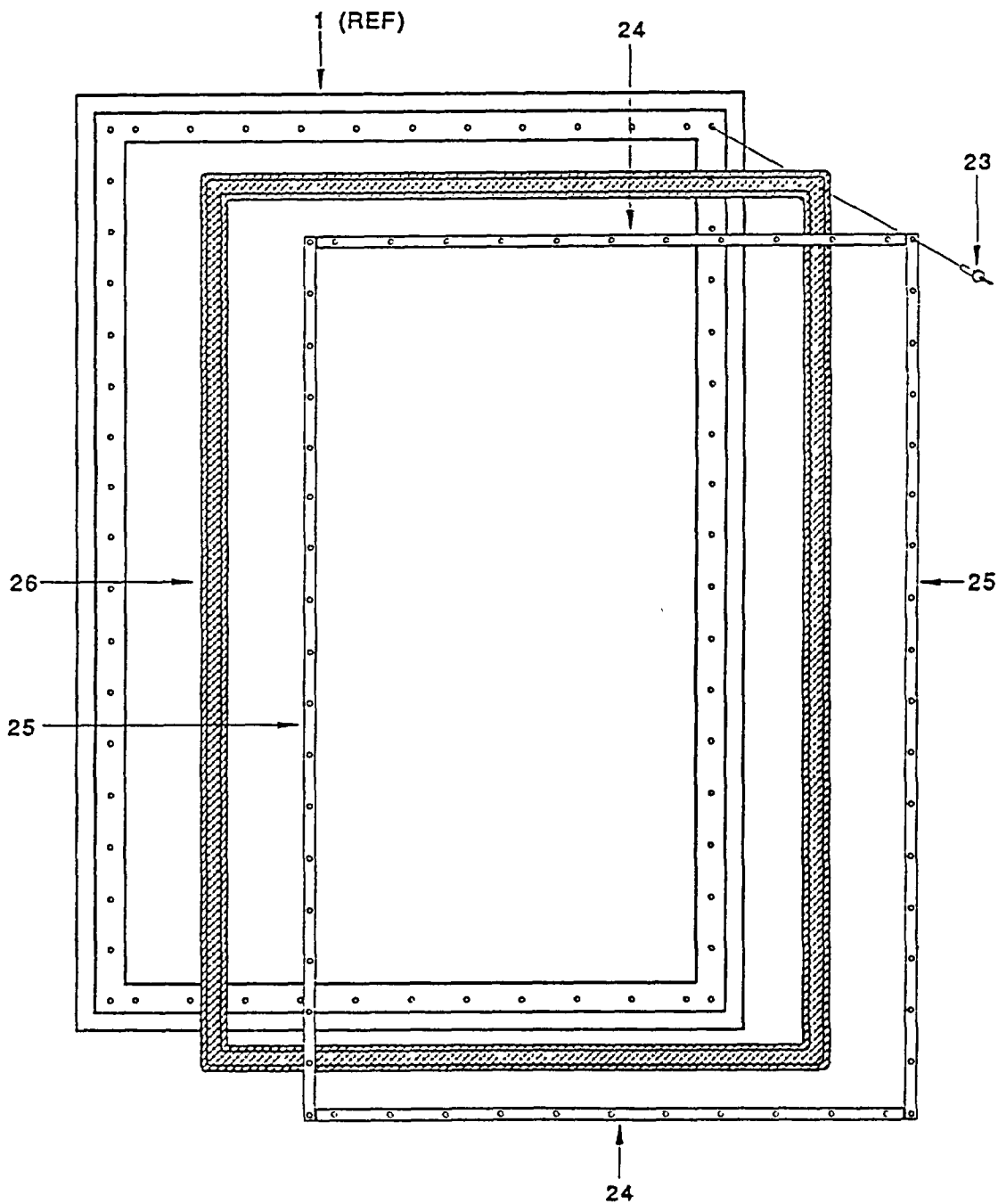


Figure 5. Door Assembly (Sheet 5 of 5)

SECTION II

TM 10-5411-222-24P

(1) ITEM NO	(2) SMR CODE	(3) NSN	(4) CAGEC	(5) PART NUMBER	(6) DESCRIPTION AND USABLE ON CODES (UOC)	(7) QTY
					GROUP 02 SHELTER ASSEMBLY	
					FIGURE 5 DOOR ASSEMBLY	
	XCOOO		81337	17-1-8103-1	...DOOR INSTALLATION .....	1
1	XCOOO		81337	17-1-3506-1	...DOOR ASSEMBLY .....	1
2	PAOZZ	5306000871629	96906	MS16208-8	...BOLT, MACHINE .....	12
3	PAOZZ	5310009338121	96906	MS35338-139	...WASHER, LOCK.....	15
4	PAOZZ	5310005825677	96906	MS15795-810	...WASHER, FLAT.....	8
5	XBOZZ	5365014396191	81337	17-1-3552-1	...SPACER, PLATE .....	2
6	XBOZZ		81337	17-1-3554-1	...SPACER, PLATE .....	4
7	XBOZZ		81337	17-1-3553-1	...SHIM.....	1
8	XBOZZ	5365014396194	81337	17-1-3555-1	...SPACER, PLATE .....	2
9	XBOZZ		81337	17-1-8185-1	...HANDLE, DOOR.....	1
10	PAFZZ		81337	17-1-3564-1	...ROLLER LATCH ASSY .....	1
11	PAOZZ		96906	MS16208-4	...BOLT, MACHINE .....	3
12	XBOZZ		81337	17-1-8551-1	...HANDLE ASSY, DOOR.....	1
13	XCOOO		81337	17-1-8543-1	...AIR VENT FRAME INST.....	1
14	XBOZZ		81337	17-1-3699-1	...SNAP FASTENER .....	2
15	PAOZZ	5305000574593	96906	MS16996-9	...SCREW, CAP, SOCKET HE .....	2
16	PAOZZ	5305000546674	96906	MS51957-49	...SCREW, MACHINE .....	8
17	PAOZZ	5310009338119	96906	MS35338-137	...WASHER, LOCK.....	8
18	PAOZZ	5310002255328	96906	MS15795-841	...WASHER, FLAT.....	8
19	XBOZZ		81337	17-1-8521-1	...FILTER, RFI.....	1
20	PAOZZ	5305000444167	96906	MS24693-S295	...SCREW, MACHINE .....	2
21	XBOZZ		81337	17-1-3691-1	...COVER ASSEMBLY .....	1
22	MFOZZ		81337	17-1-3704-1	...SEAL, WEATHER MAKE FROM RUBBER, ..... NEOPRENE P/N B1-12009-40 .....	1
23	XBOZZ		07707	17-1-5711-1	...RIVET, BLIND.....	58
24	XBOZZ		81337	17-1-3561-1	...STRAP, DOOR ASSY .....	2
25	XBOZZ		81337	17-1-3560-1	...STRAP, DOOR ASSY .....	2
26	PAOZZ		81337	17-1-3705-1	...SEAL, NONMETALLIC ST MAKE FROM..... TUBING, SILICONE P/N 01-0504-6424.....	1
27	XBOZZ		81337	17-1-8552-1	...HINGE, DOOR .....	3
28	PAOZZ	5320012107498	96906	MS90354U0604	...RIVET, BLIND.....	12

END OF FIGURE

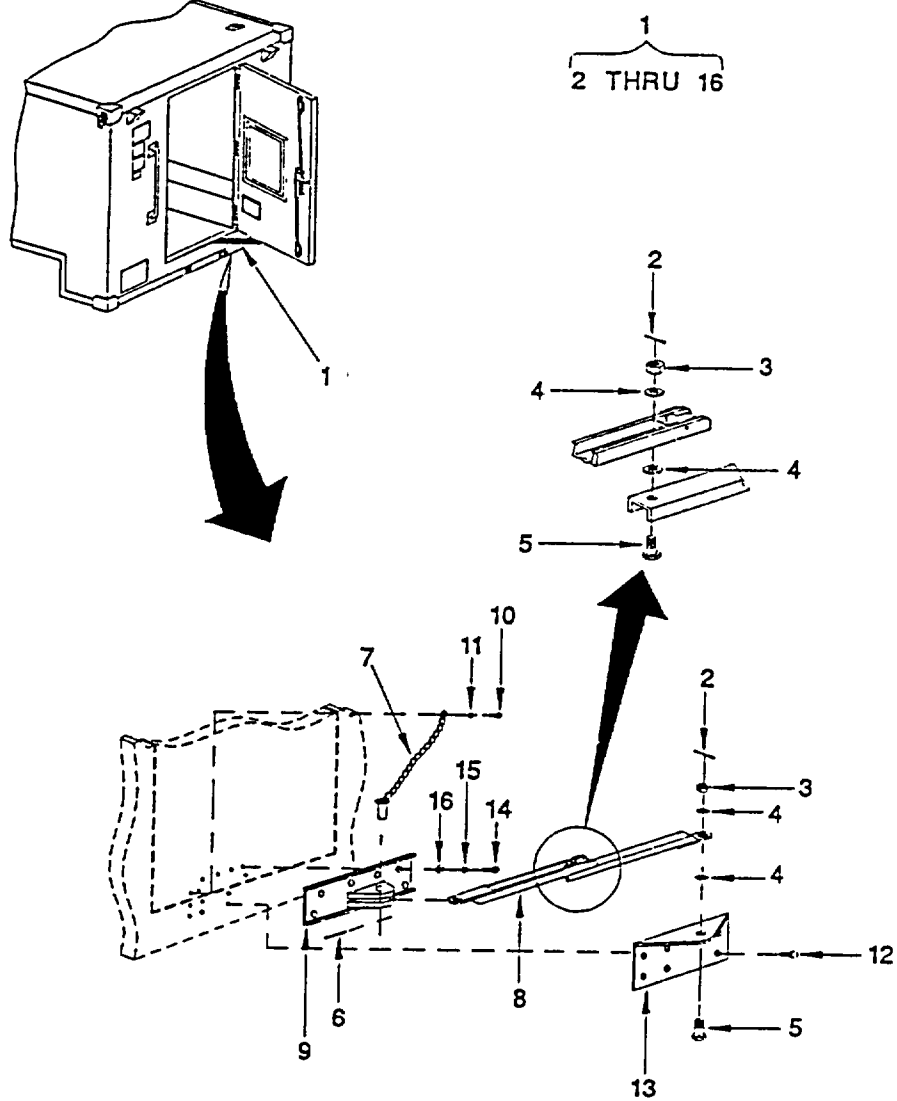


Figure 6. Door Stop Installation

SECTION II

TM 10-5411-222-24P

(1) ITEM NO	(2) SMR CODE	(3) NSN	(4) CAGEC	(5) PART NUMBER	(6) DESCRIPTION AND USABLE ON CODES (UOC)	(7) QTY
GROUP 02 SHELTER ASSEMBLY						
FIGURE 6 DOOR STOP INSTALLATION						
1	XCOOO		81337	17-1-8528-1	..DOOR STOP INSTL.....	1
2	PAOZZ	5315002341863	96906	MS24665-300	...PIN, COTTER.....	2
3	PAOZZ	5310001671283	81352	AN310C7	...NUT, PLAIN, CASTELLAT.....	2
4	PAOZZ	5310001670805	88044	AN960C716	...WASHER, FLAT .....	4
5	PAOZZ	5306012746069	88044	AN7C7	...BOLT, MACHINE .....	2
6	PAOZZ	5315013591451	96906	MS24665-285	...PIN, COTTER.....	1
7	PAOZZ	4010004363300	80063	SM-B-340027	...PIN AND CHAIN ASSY .....	1
8	PAOZZ		81337	17-1-8526-1	...BRACE, TENT DOOR CON.....	1
9	XBOZZ	5340014401163	81337	17-1-8531-1	...DOORSTOP.....	1
10	PAOZZ	5305000546656	96906	MS51957-32	...SCREW, MACHINE .....	1
11	PAOZZ	5310009296395	96906	MS35338-136	...WASHER, LOCK .....	1
12	PAOZZ		88044	AN101C07	...BOLT, MACHINE .....	6
13	XBOZZ	5340014401157	81337	17-1-8529-1	...DOORSTOP.....	1
14	PAOZZ	5305000593659	96906	MS51958-63	...SCREW, MACHINE .....	6
15	PAOZZ	5310009338120	96906	MS35338-138	...WASHER, LOCK .....	6
16	PAOZZ	5310008839384	96906	MS15795-842	...WASHER, FLAT .....	6

END OF FIGURE

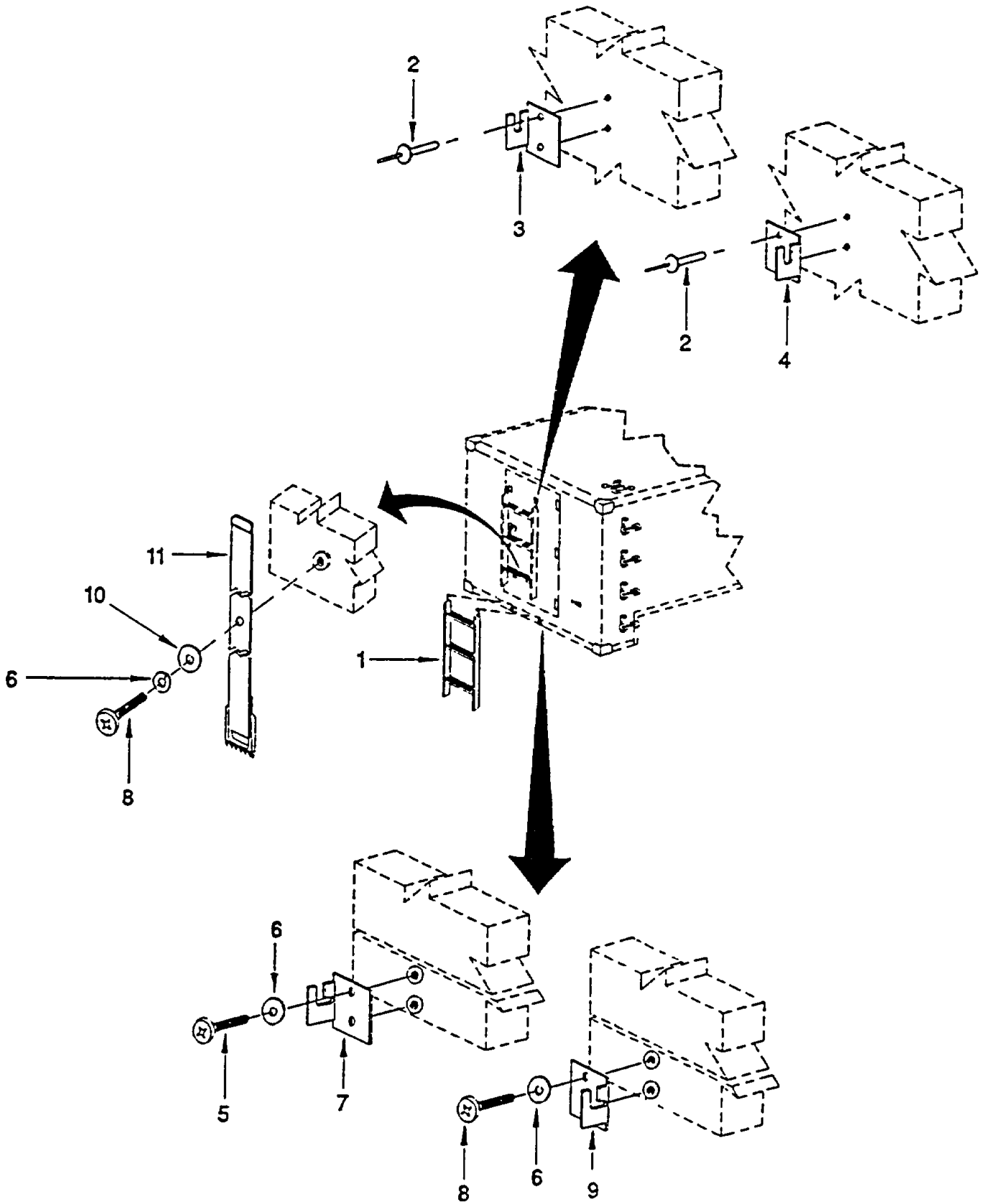


Figure 7. Rear Ladder Installation

SECTION II

TM 10-5411-222-24P

(1) ITEM NO	(2) SMR CODE	(3) NSN	(4) CAGEC	(5) PART NUMBER	(6) DESCRIPTION AND USABLE ON CODES (UOC)	(7) QTY
GROUP 02 SHELTER ASSEMBLY						
FIGURE 7 REAR LADDER INSTALLATION						
	XCOOO		81337	17-1-3510-1	..REAR LADDER INSTALL.....	1
1	XBOZZ	5440014496776	81337	17-1-3619-1	..LADDER EXTENSION .....	1
2	PAOZZ		07707	AD86H	..RIVET, BLIND.....	4
3	XBOZZ	5340014401166	81337	17-1-3616-1	..BRACKET, MOUNTING .....	1
4	XBOZZ	5340014401167	81337	17-1-3616-2	..BRACKET, MOUNTING .....	1
5	PAOZZ	5305009932461	96906	MHS35207-281	..SCREW, MACHINE .....	2
6	PAOZZ	5310005319515	88044	AN960C416	..WASHER, FLAT .....	5
7	XBOZZ	5340014401171	81337	17-1-3617-1	..BRACKET, LADDER-DEP.....	1
8	PAOZZ	5305009932738	96906	MS35207-280	..SCREW, MACHINE .....	3
9	XBOZZ		81337	17-1-3617-2	..BRACKET, LADDER-DEP.....	1
10	PAOZZ	5310001670766	88044	AN970-4	..WASHER, FLAT .....	1
11	XBOZZ	5340014401182	81337	17-1-3618-1	..STRAP, WEBBING .....	1

END OF FIGURE

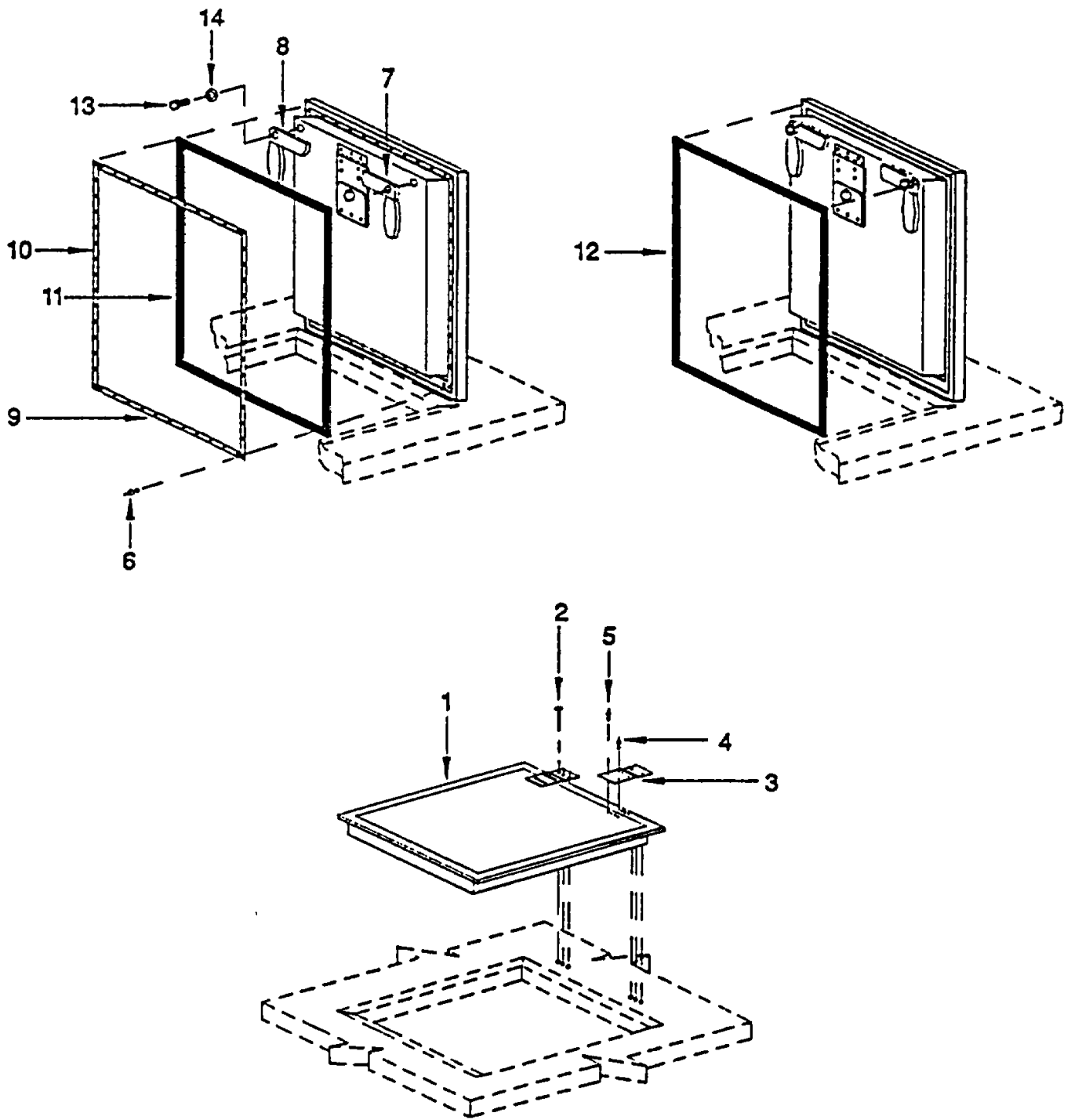


Figure 8. Hatch Installation

SECTION II

TM 10-5411-222-24P

(1) ITEM NO	(2) SMR CODE	(3) NSN	(4) CAGEC	(5) PART NUMBER	(6) DESCRIPTION AND USABLE ON CODES (UOC)	(7) QTY
GROUP 02 SHELTER ASSEMBLY						
FIGURE 8 HATCH INSTALLATION						
	XCOOO		81337	17-1-3689-1	.HATCH INSTALLATION.....	1
1	PAFZZ		81337	17-1-3703-1	..DOOR, ACCESS. ....	1
2	PAOZZ	5305008242024	96906	MHS24694-C49	...SCREW, MACHINE .....	6
3	XBOZZ		81337	17-1-3677-1	...HINGE.....	2
4	XDOZZ		96906	MHS20426AD5-9	...RIVET, SOLID .....	16
5	PAOZZ	5320012107955	96906	MS90354U0603	...RIVET, BLIND.....	6
6	PAOZZ		07707	17-1-5711-1	...RIVET, BLIND.....	4
7	XBOZZ		81337	17-1-8107-1	...LATCH ASSEMBLY-SHO.....	1
8	XBOZZ		81337	17-1-8107-2	...LATCH ASSEMBLY-SHO.....	1
9	XBOZZ		81337	17-1-3675-1	...STRAP, HATCH.....	2
10	XBOZZ		81337	17-1-3676-1	...STRAP, HATCH.....	2
11	XBOZZ		81337	17-1-3705-2	...SEAL, RFI.....	1
12	XBOZZ		81337	17-1-3704-2	...SEAL, WEATHER.....	1
13	PAOZZ	5305007024524	96906	MS35308-413	...SCREW, CAP, HEXAGON H.....	2
14	PAOZZ	5310007679425	96906	MS15795-818	...WASHER, FLAT .....	2
END OF FIGURE						



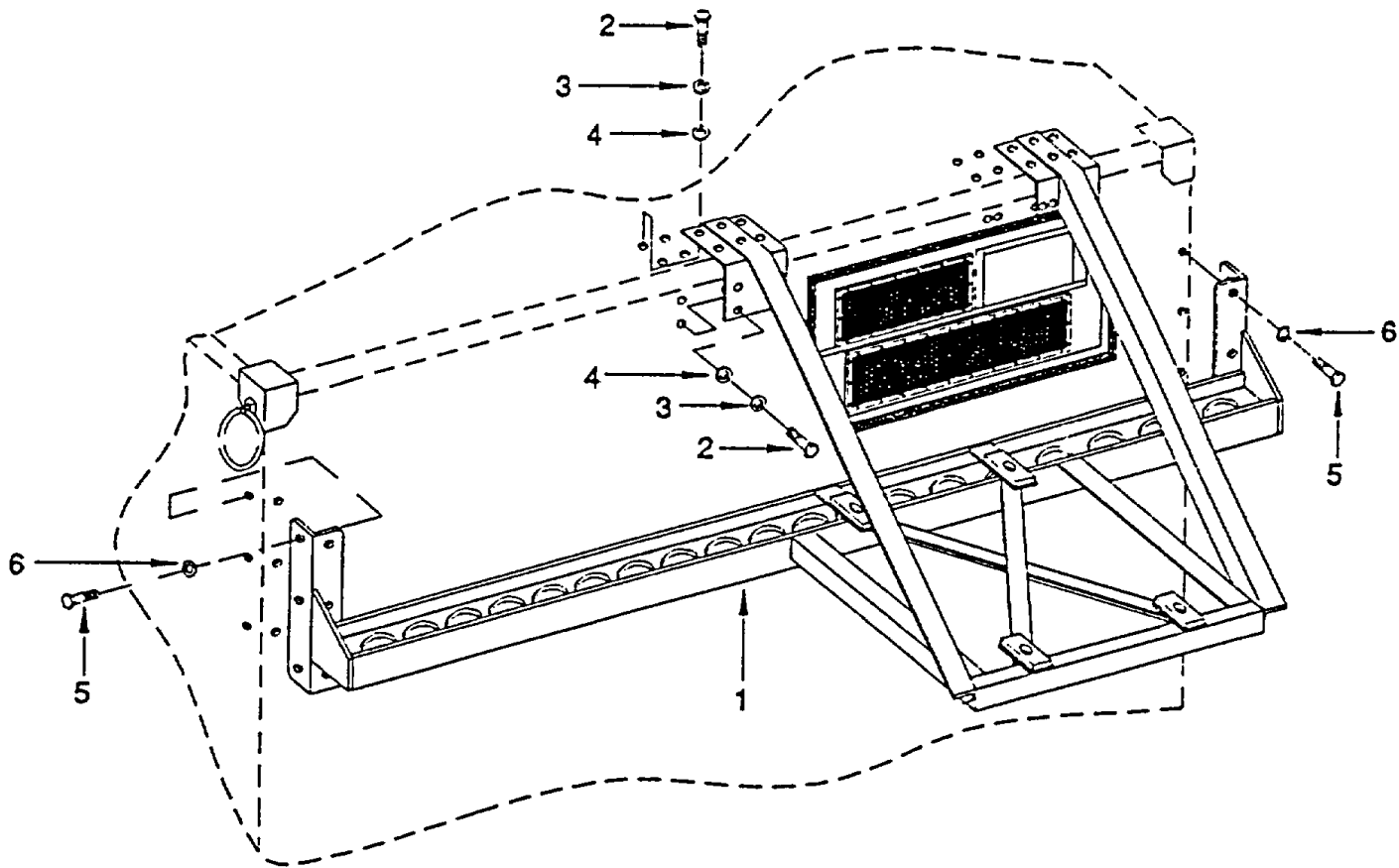


Figure 9. Bracket Assembly (Sheet 1 of 3)

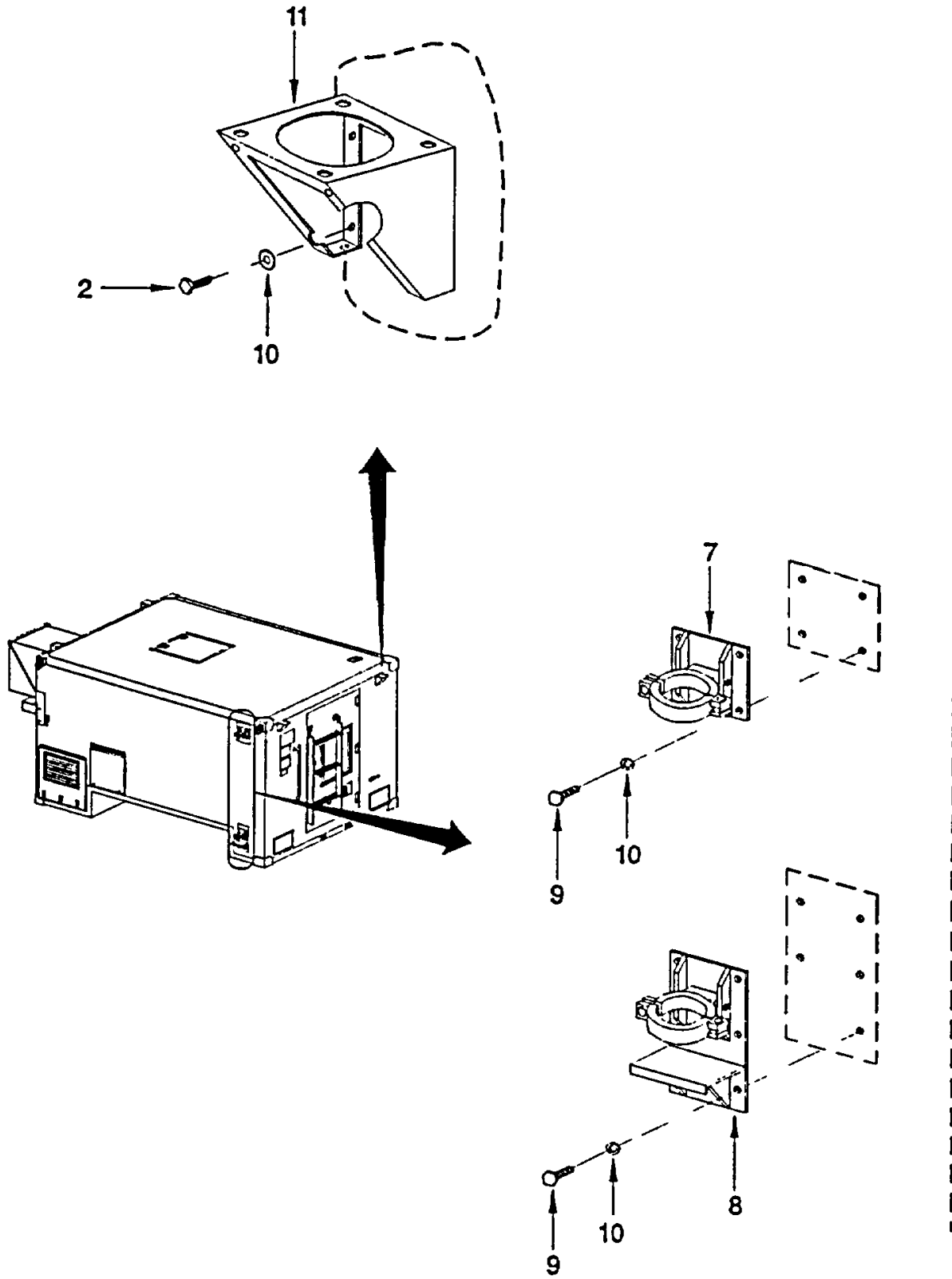


Figure 9. Bracket Assembly (Sheet 2 of 3)

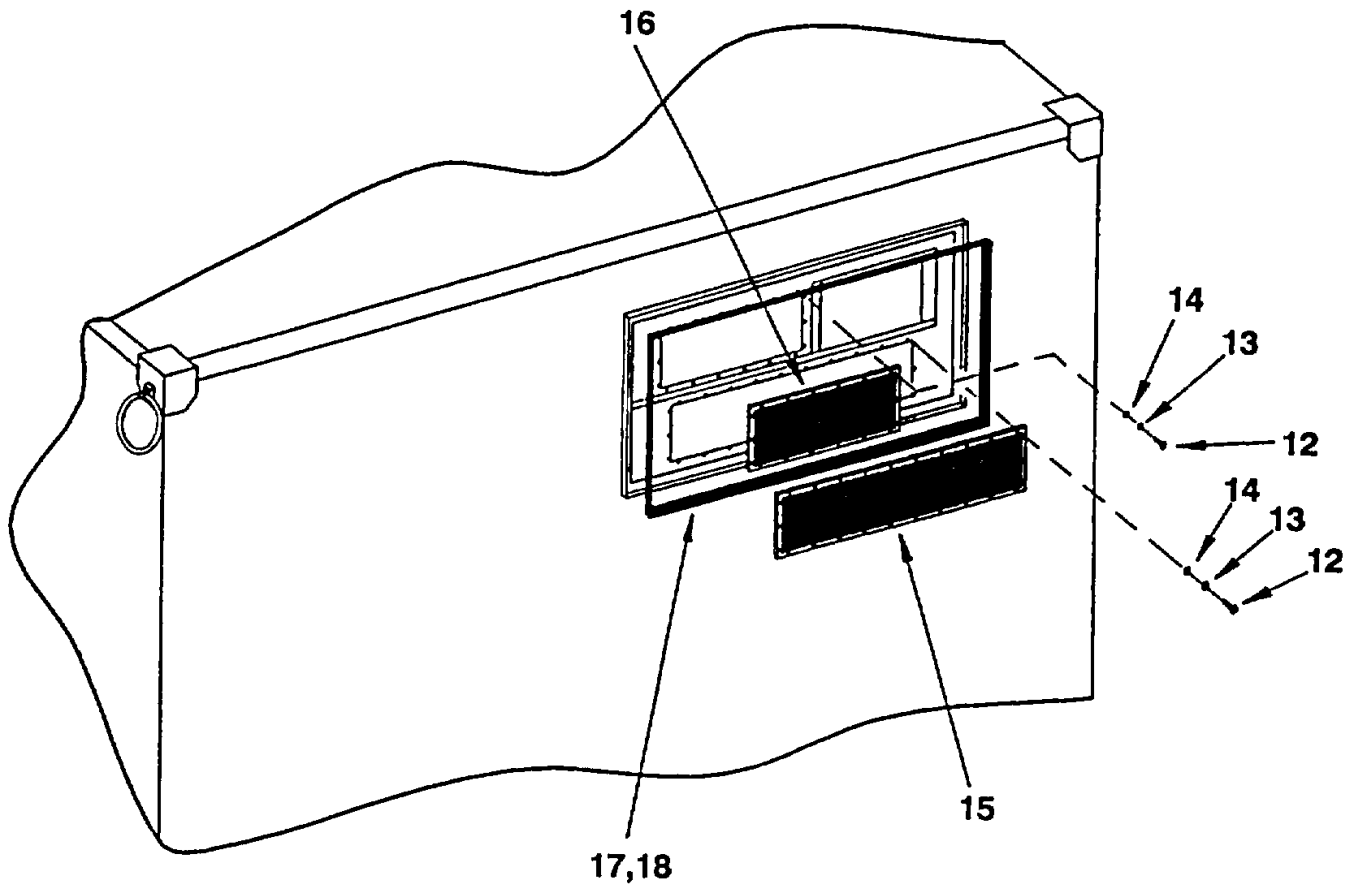


Figure 9. Bracket Assembly (Sheet 3 of 3)

SECTION II

TM 10-5411-222-24P

(1) ITEM NO	(2) SMR CODE	(3) NSN	(4) CAGEC	(5) PART NUMBER	(6) DESCRIPTION AND USABLE ON CODES (UOC)	(7) QTY
GROUP 03 BRACKET ASSEMBLY						
FIGURE 9 BRACKET ASSEMBLY						
	XCOOO		81337	17-1-7022-1	BRACKET INSTALLATIO.....	1
1	PAFFF	5410014410269	81337	17-1-8227-1	.MOUNT, AIR CONDITION.....	1
2	PAOZZ	5305000213616	96906	MS35307-305	.SCREW, CAP, HEXAGON H.....	40
3	PAOZZ	5310009338121	96906	MS35338-139	.WASHER, LOCK. ....	20
4	PAOZZ	5310005825677	96906	MS15795-810	.WASHER, FLAT. ....	20
5	PAOZZ	5305000680510	80204	B1821BH038C100N	.SCREW, CAP, HEXAGON H.....	12
6	PAOZZ	5310009538628	96906	MS45904-77	.WASHER, LOCK. ....	12
7	XBOZZ		81337	17-1-7538-1	.MOUNT, UPPER ANTENN.....	1
8	XBOZZ		81337	17-1-7539-1	.MOUNT, LOWER ANTENN.....	1
9	XBOZZ	5305002253843	80204	B1821BH025C100N	.SCREW, CAP, HEXAGON H.....	9
10	PAOZZ	5310000676357	96906	MS45904-69	.WASHER, LOCK. ....	29
11	XBOZZ		81337	17-1-6801-1	.ANTENNA MOUNT.....	4
12	PAOZZ	5305000546674	96906	MS51957-49	.SCREW, MACHINE .....	44
13	PAOZZ	5310009338119	96906	MS35338-137	.WASHER, LOCK. ....	44
14	PAOZZ	5310002255328	96906	MS15795-841	.WASHER, FLAT. ....	44
15	XBOZZ		81337	17-1-8130-1	.FILTER, RFI.....	1
16	XBOZZ		81337	17-1-8085-1	.FILTER, RFI.....	1
17	XBOZZ		81337	17-1-8037-1	.GASKET .....	2
18	XBOZZ		81337	17-1-8037-2	.GASKET .....	2

END OF FIGURE

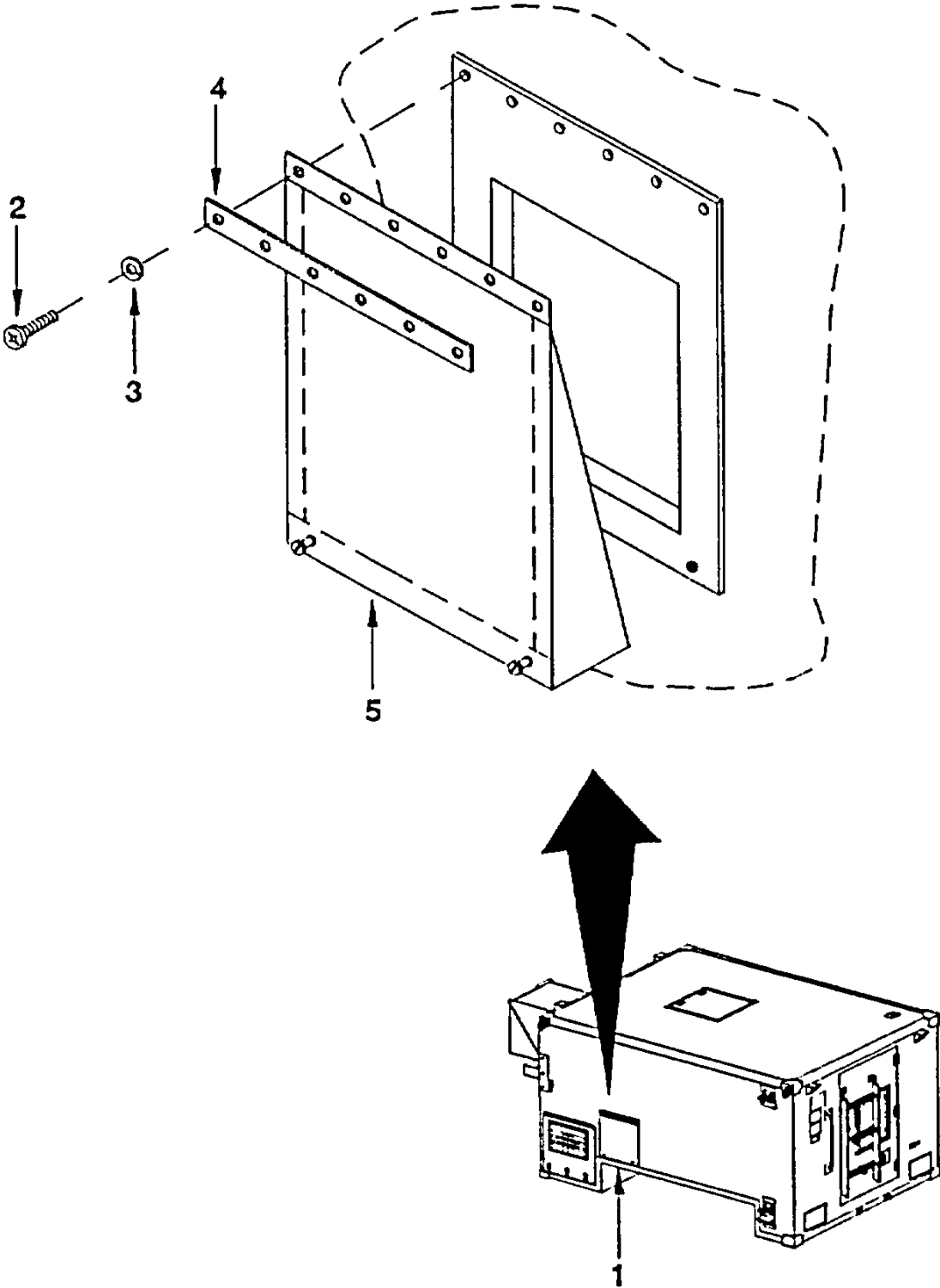


Figure 10. COMMO Cover Installation

**SECTION II**

**TM 10-5411-222-24P**

(1) ITEM NO	(2) SMR CODE	(3) NSN	(4) CAGEC	(5) PART NUMBER	(6) DESCRIPTION AND USABLE ON CODES (UOC)	(7) QTY
GROUP 03 BRACKET ASSEMBLY						
FIGURE 10 COMMO COVER INSTALLATION						
1	XCOOO		81337	17-1-8197-1	.COMMO COVER INSTALL.....	1
2	PAOZZ	5305000711316	96906	MS51957-80	.SCREW, MACHINE. ....	6
3	PAOZZ	5310005501130	96906	MS35333-40	.WASHER, LOCK. ....	6
4	XBOZZ		81337	17-1-7037-1	.STRIP, COMMO DOOR C.....	1
5	XBOZZ		81337	17-1-8193-1	.COVER ASSY, COMMO E.....	1

END OF FIGURE

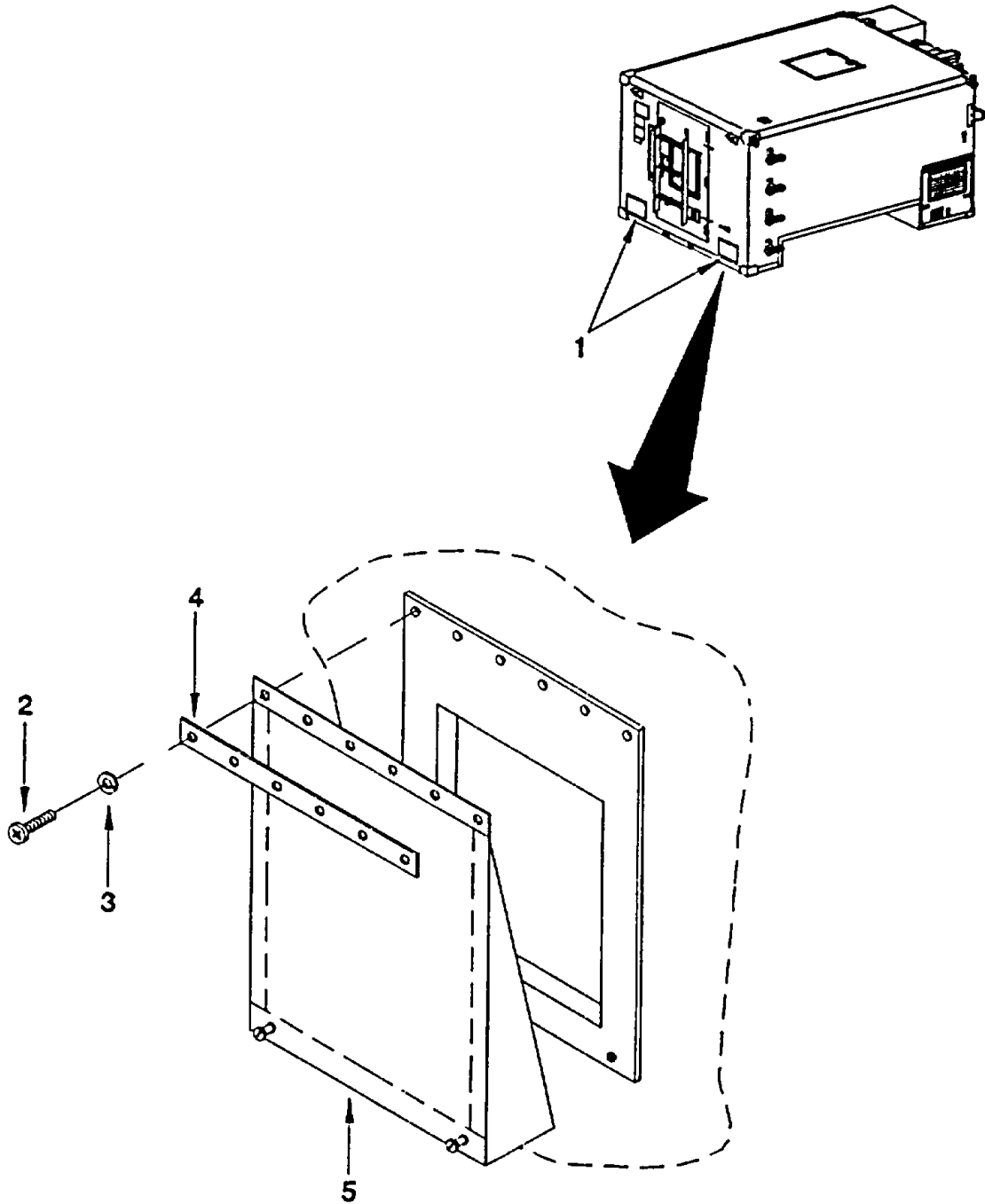


Figure 11. TIP Cover Installation

**SECTION II**

**TM 10-5411-222-24P**

(1) ITEM NO	(2) SMR CODE	(3) NSN	(4) CAGEC	(5) PART NUMBER	(6) DESCRIPTION AND USABLE ON CODES (UOC)	(7) QTY
GROUP 03 BRACKET ASSEMBLY						
FIGURE 11 TIP COVER INSTALLATION						
1	XCOOO		81337	17-1-8198-1	.TIP COVER INSTALLAT .....	2
2	PAOZZ	5305000711316	96906	MS51957-80	.SCREW, MACHINE .....	10
3	PAOZZ	5310005501130	96906	MS35333-40	.WASHER, LOCK .....	10
4	XBOZZ		81337	17-1-7039-1	.STRIP, TIP DOOR CAP .....	2
5	XBOZZ		81337	17-1-8194-1	.COVER ASSY, TIP ENT.....	2

END OF FIGURE



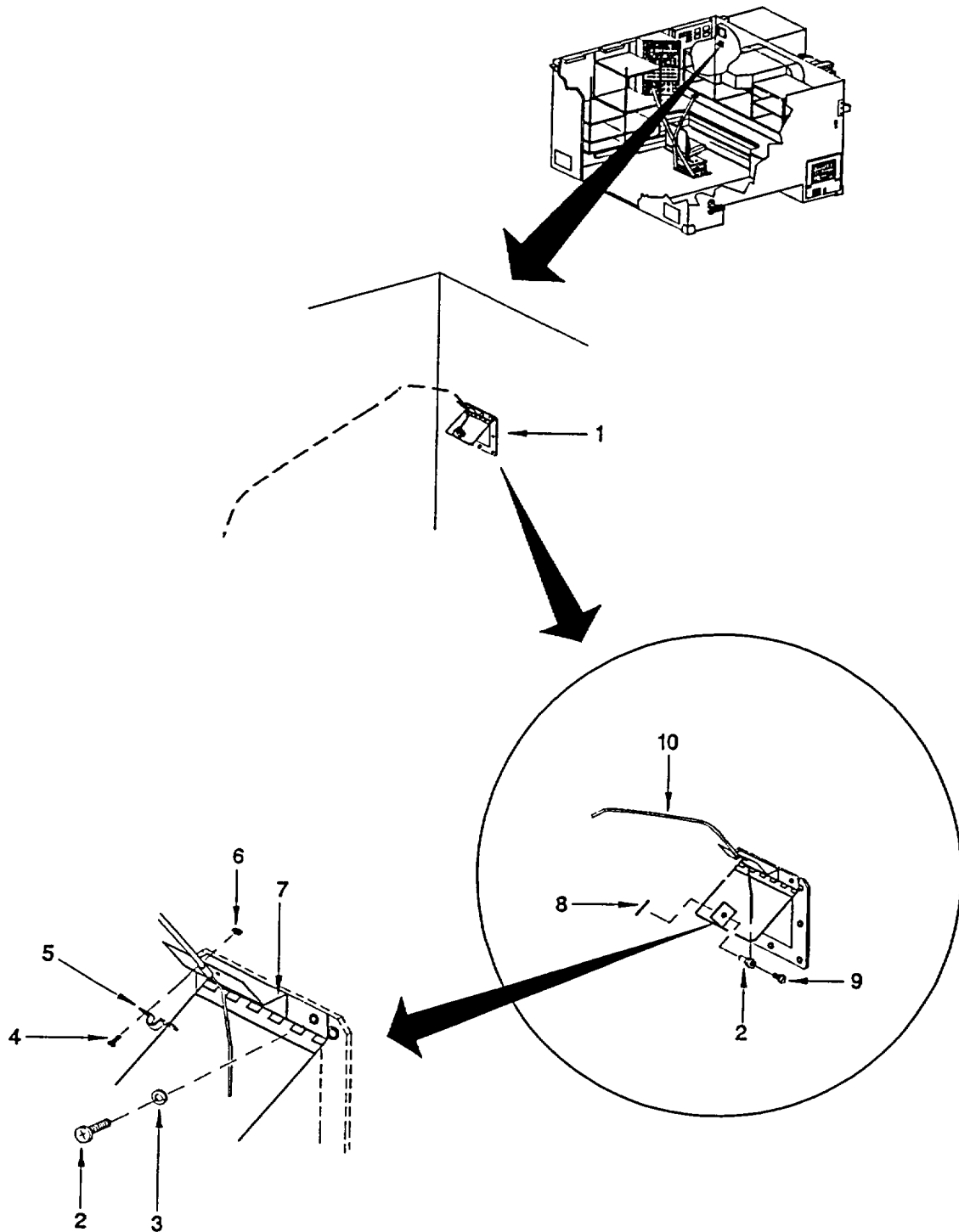


Figure 12. Crew Blower Door

SECTION II

TM 10-5411-222-24P

(1) ITEM NO	(2) SMR CODE	(3) NSN	(4) CAGEC	(5) PART NUMBER	(6) DESCRIPTION AND USABLE ON CODES (UOC)	(7) QTY
GROUP 03 BRACKET ASSEMBLY						
FIGURE 12 CREW BLOWER DOOR						
1	XBOZZ		81337	17-1-7550-1	.DOOR, CREW BLOWER.....	1
2	PAOZZ	5305000593660	96906	MS51958-64	.SCREW, MACHINE. ....	3
3	PAOZZ	5310005765752	96906	MS35333-39	.WASHER, LOCK. ....	2
4	PAOZZ	5305000593663	96906	MS51958-67	.SCREW, MACHINE. ....	2
5	XBOZZ		81337	17-1-6735-1	.CLAMP, CABLE.....	1
6	PAOZZ	5310008775797	96906	MS21044N3	.NUT, SELF-LOCKING, HE .....	2
7	XBOZZ		81337	17-1-7548-1	.SUPPORT, CABLE .....	1
8	PAOZZ	5315008423044	96906	MS24665-283	.PIN, COTTER. ....	1
9	XBOZZ		81337	17-1-6734-1	.PIVOT, CABLE .....	1
10	XBOZZ		81337	17-1-6771-1	.CABLE .....	1

END OF FIGURE

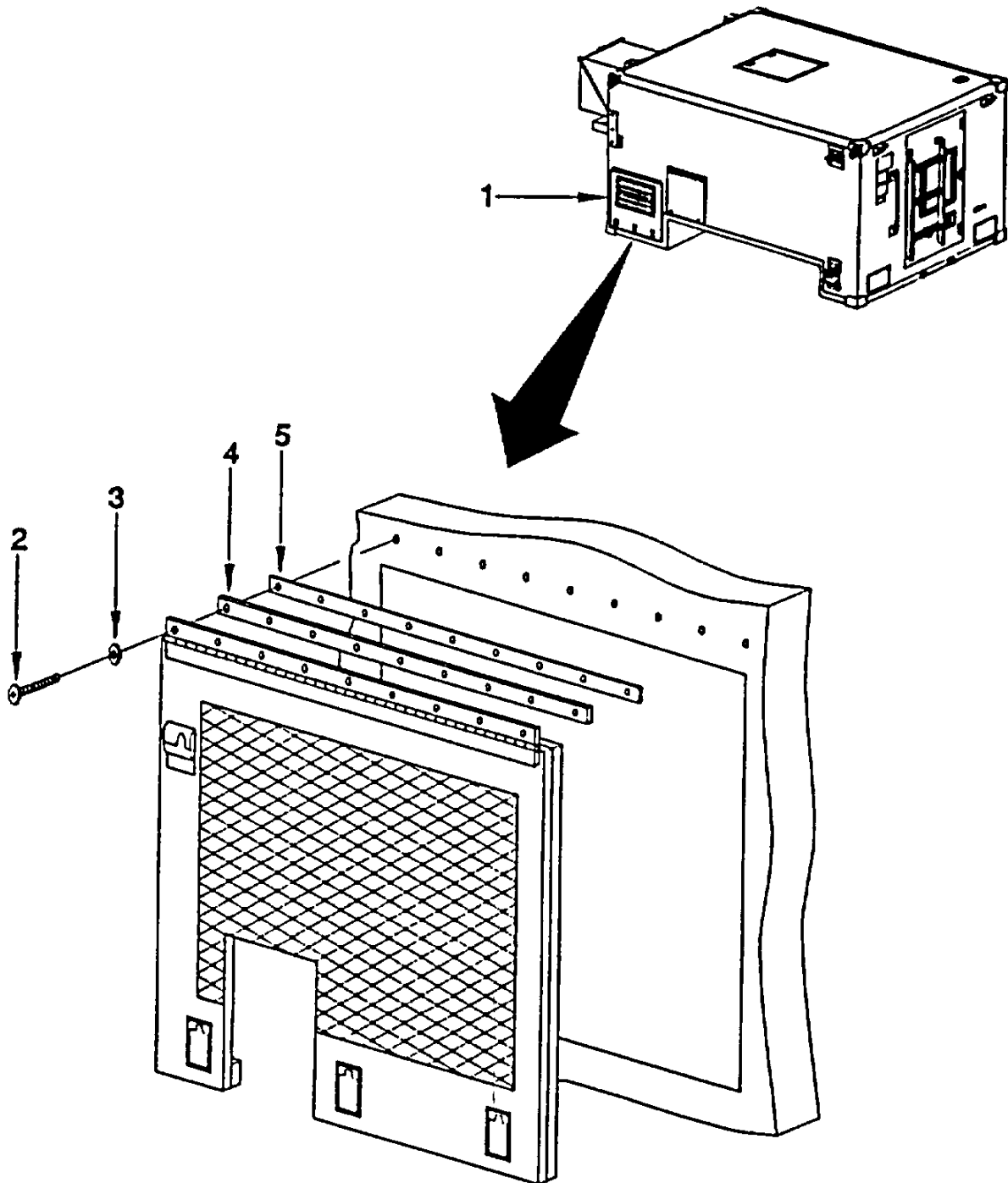


Figure 13. Power Entry Door Assembly

**SECTION II**

**TM 10-5411-222-24P**

(1) ITEM NO	(2) SMR CODE	(3) NSN	(4) CAGEC	(5) PART NUMBER	(6) DESCRIPTION AND USABLE ON CODES (UOC)	(7) QTY
-------------------	--------------------	------------	--------------	-----------------------	--	------------

GROUP 03 BRACKET ASSEMBLY

FIGURE 13 POWER ENTRY DOOR ASSEMBLY

1	PAFZZ		81337	17-1-7025-1	.DOOR, ACCESS .....	1
2	PAOZZ	5305000711316	96906	MS51957-80	.SCREW, MACHINE. ....	9
3	PAOZZ	5310005501130	96906	MS35333-40	.WASHER, LOCK. ....	9
4	XBOZZ		81337	17-1-7058-1	.SHIM, COVER.....	1
5	XBOZZ		81337	17-1-7058-2	.SHIM, COVER.....	1

END OF FIGURE

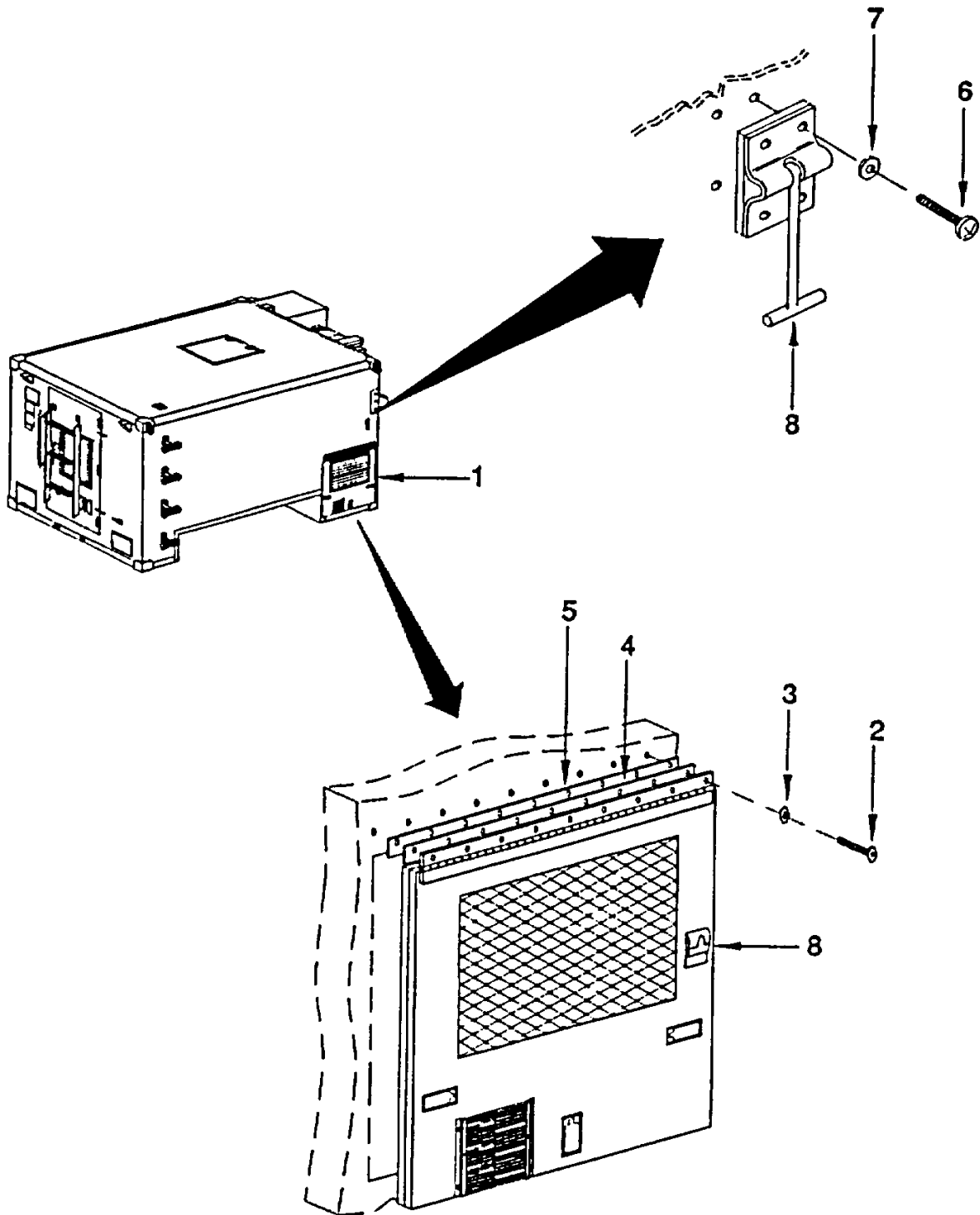


Figure 14. Generator Set Cover Assembly

SECTION II

TM 10-5411-222-24P

(1) ITEM NO	(2) SMR CODE	(3) NSN	(4) CAGEC	(5) PART NUMBER	(6) DESCRIPTION AND USABLE ON CODES (UOC)	(7) QTY
GROUP 03 BRACKET ASSEMBLY						
FIGURE 14 GENERATOR SET COVER ASSEMBLY						
1	PAFZZ		81337	17-1-7023-1	.COVER, ACCESS .....	1
2	PAOZZ	5305000711316	96906	MS51957-80	.SCREW, MACHINE. ....	9
3	PAOZZ	5310005501130	96906	MS35333-40	.WASHER, LOCK .....	9
4	XBOZZ		81337	17-1-7058-1	.SHIM, COVER.....	1
5	XBOZZ		81337	17-1-7058-2	.SHIM, COVER.....	1
6	PAOZZ	5305000593660	96906	MS51958-64	.SCREW, MACHINE. ....	4
7	PAOZZ	5310005765752	96906	MS35333-39	.WASHER, LOCK. ....	4
8	XBOZZ		81337	17-1-6714-1	.POS DOOR HOLDER.....	2

END OF FIGURE

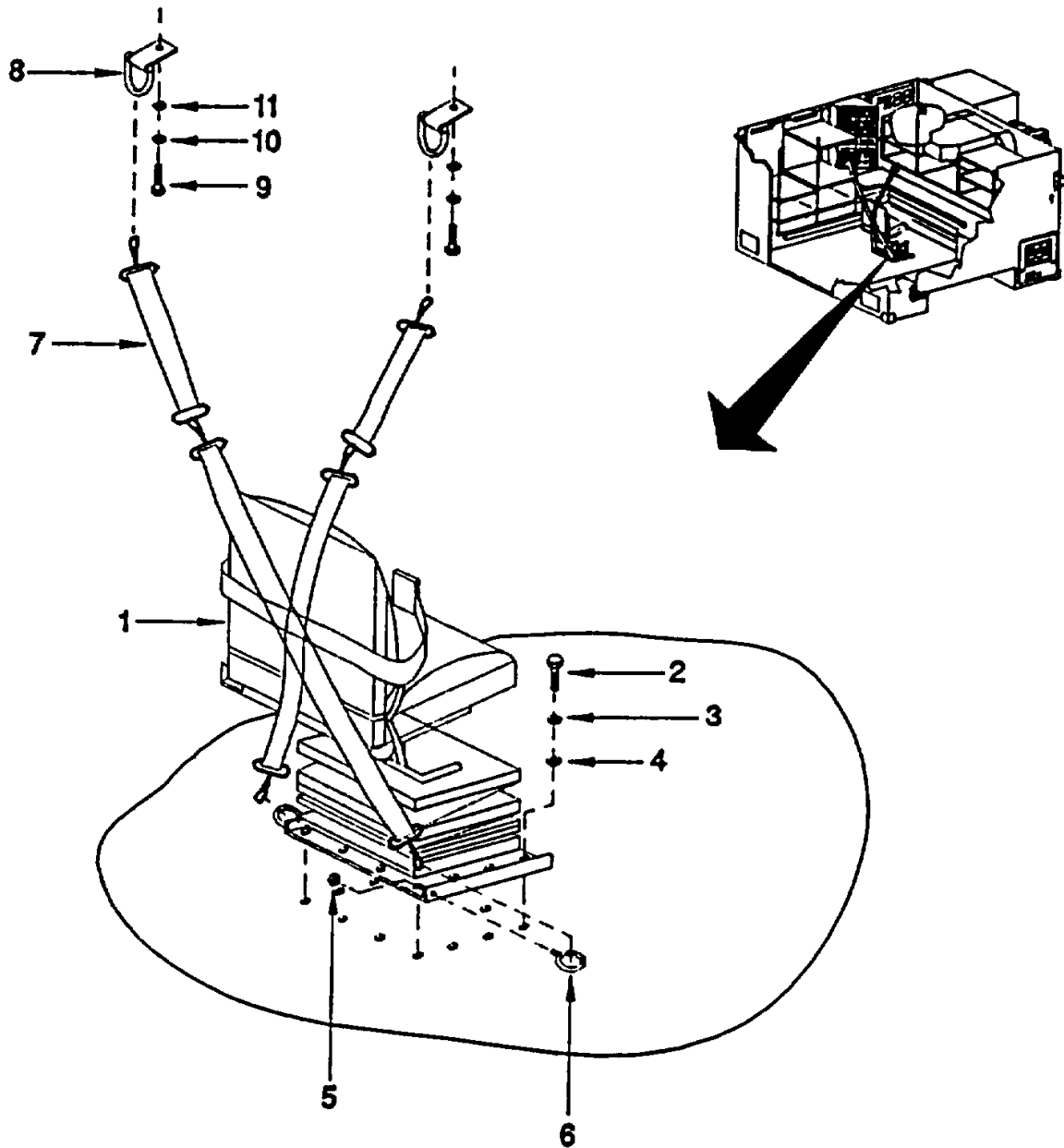


Figure 15. Folding Back Chair Assembly

SECTION II

TM 10-5411-222-24P

(1) ITEM NO	(2) SMR CODE	(3) NSN	(4) CAGEC	(5) PART NUMBER	(6) DESCRIPTION AND USABLE ON CODES (UOC)	(7) QTY
GROUP 03 BRACKET ASSEMBLY						
FIGURE 15 FOLDING BACK CHAIR ASSEMBLY						
1	XBOZZ		81337	17-1-6777-1	.FOLDING BACK SEAT .....	1
2	PAOZZ	5305007024523	96906	MS35307-306	.SCREW, CAP, HEXAGON H.....	12
3	PAOZZ	5310009338121	96906	MS35338-139	.WASHER, LOCK. ....	12
4	PAOZZ	5310005825677	96906	MS15795-810	.WASHER, FLAT .....	12
5	PAOZZ	5310009138881	96906	MS51971-3	.NUT, PLAIN, HEXAGON .....	4
6	PAOZZ		96906	MS51937-3C	.BOLT, EYE .....	2
7	XBOZZ		81337	17-1-7014-1	.RESTRAINT ASSMBLY .....	1
8	XBOZZ		19207	12342077-1	.ASSEMBLY, TIE DOWN .....	2
9	XBOZZ	5305007215492	80204	B1821BHO38C063N	.SCREW, CAP, HEXAGON H.....	2
10	XBOZZ		96906	MHS35338-46	.WASHER, LOCK .....	2
11	XBOZZ		96906	MS27183-58	.WASHER, FLAT .....	2

END OF FIGURE



1  
2 THRU 17

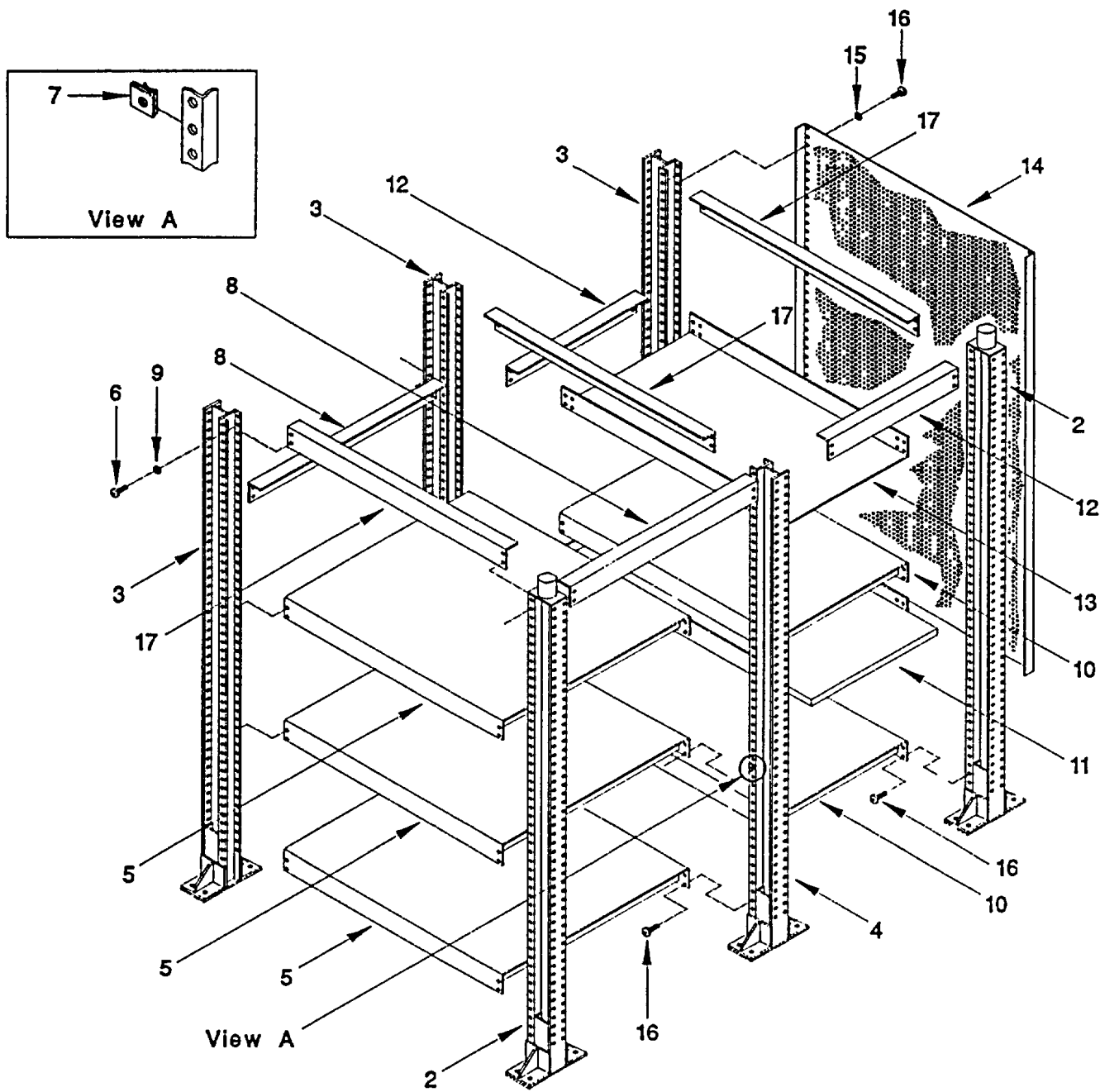


Figure 16. Left Rack Assembly (Sheet 1 of 2)

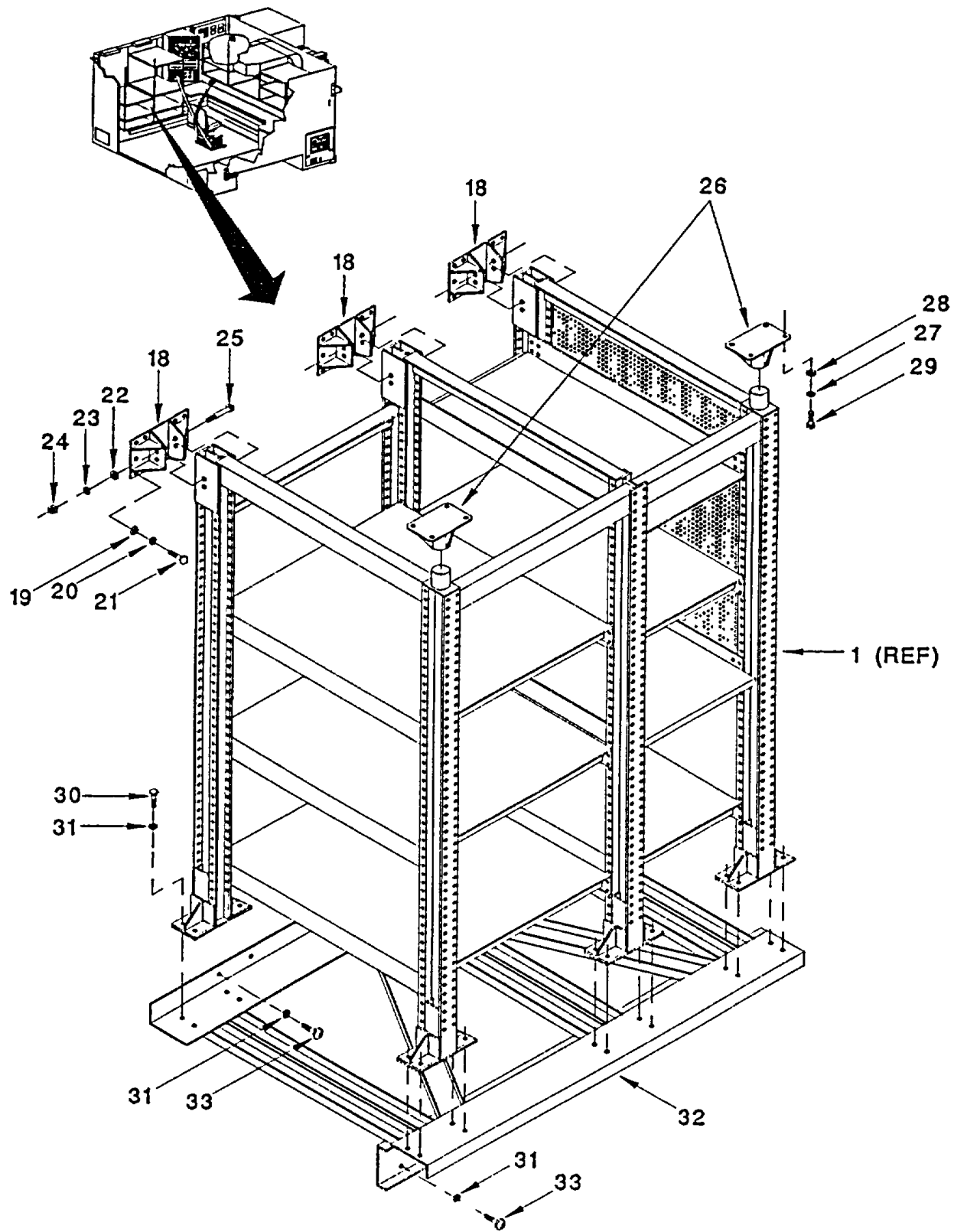


Figure 16. Left Rack Assembly (Sheet 2 of 2)

## SECTION II

TM 10-5411-222-24P

(1) ITEM NO	(2) SMR CODE	(3) NSN	(4) CAGEC	(5) PART NUMBER	(6) DESCRIPTION AND USABLE ON CODES (UOC)	(7) QTY
GROUP 03 BRACKET ASSEMBLY						
FIGURE 16 LEFT RACK ASSEMBLY						
1	XBOZZ		81337	17-1-7347-1	.LEFT RACK ASSEMBLY.....	1
2	XBOZZ		81337	17-1-7222-1	..RAIL, LONG VERTICAL.....	2
3	XBOZZ		81337	17-1-7219-1	..RAIL, LONG VERTICAL.....	3
4	XBOZZ		81337	17-1-7248-1	..RAIL, LONG VERTICAL.....	1
5	XBOZZ		81337	17-1-7232-1	..SHELF, 24.00 RACK L.....	3
6	PAOZZ	5305000593660	96906	MS51958-64	..SCREW, MACHINE .....	28
7	XBOZZ		81337	17-1-6852-1	..NUT, CLIP, FLOATING .....	56
8	XBOZZ		81337	17-1-7498-1	..RAIL, 24.00 WIDE RA .....	2
9	PAOZZ	5310005765752	96906	MS35333-39	..WASHER, LOCK .....	28
10	XBOZZ		81337	17-1-7237-1	..SHELF, 19.00 RACK.....	2
11	XBOZZ		81337	17-1-7502-1	..RACK WORKSURFACE AS.....	1
12	XBOZZ		81337	17-1-7514-1	..RAIL, 19.00 WIDE RA .....	2
13	XBOZZ		81337	17-1-8154-1	..PAN, 19.00 RACK.....	1
14	XBOZZ		81337	17-1-7348-1	..GUARD, LEFT RACK.....	1
15	PAOZZ	5310008839384	96906	MS15795-842	..WASHER, FLAT .....	12
16	PAOZZ	5305000593659	96906	MS51958-63	..SCREW, MACHINE .....	72
17	XBOZZ		81337	17-1-7246-1	..PANEL, 24.00 DEEP R.....	3
18	XBOZZ		81337	17-1-7217-1	..BRACKET, WALL MOUNT.....	3
19	PAOZZ	5310006255756	96906	MS15795-812	..WASHER, FLAT .....	29
20	PAOZZ	5310009746623	96906	MS35338-140	..WASHER, LOCK .....	29
21	PAOZZ	5306008174989	96906	MS35307-333	..BOLT, MACHINE .....	29
22	PAOZZ	5310007737618	96906	MS15795-814	..WASHER, FLAT .....	6
23	PAOZZ	5310009847042	96906	MS35338-141	..WASHER, LOCK .....	6
24	PAOZZ	5310009138881	96906	MS51971-3	..NUT, PLAIN, HEXAGON.....	6
25	PAOZZ	5305004550315	96906	MS35307-367	..SCREW, CAP, HEXAGON H.....	6
26	XBOZZ		81337	17-1-7213-1	..BRACKET, CEILING SU.....	2
27	PAOZZ	5310005825677	96906	MS15795-810	..WASHER, FLAT .....	8
28	PAOZZ	5310009338121	96906	MS35338-139	..WASHER, LOCK .....	8
29	PAOZZ	5305007024523	96906	MS35307-306	..SCREW, CAP, HEXAGON H.....	8
30	XBOZZ	5305000680508	80204	B1821BH025C075N	..SCREW, CAP, HEXAGON H.....	24
31	PAOZZ	5310000676357	96906	MS45904-69	..WASHER, LOCK .....	36
32	XBOZZ		81337	17-1-7239-1	..BASE, LEFT RACK.....	1
33	PAOZZ	5305000711316	96906	MS51957-80	..SCREW, MACHINE .....	12

END OF FIGURE

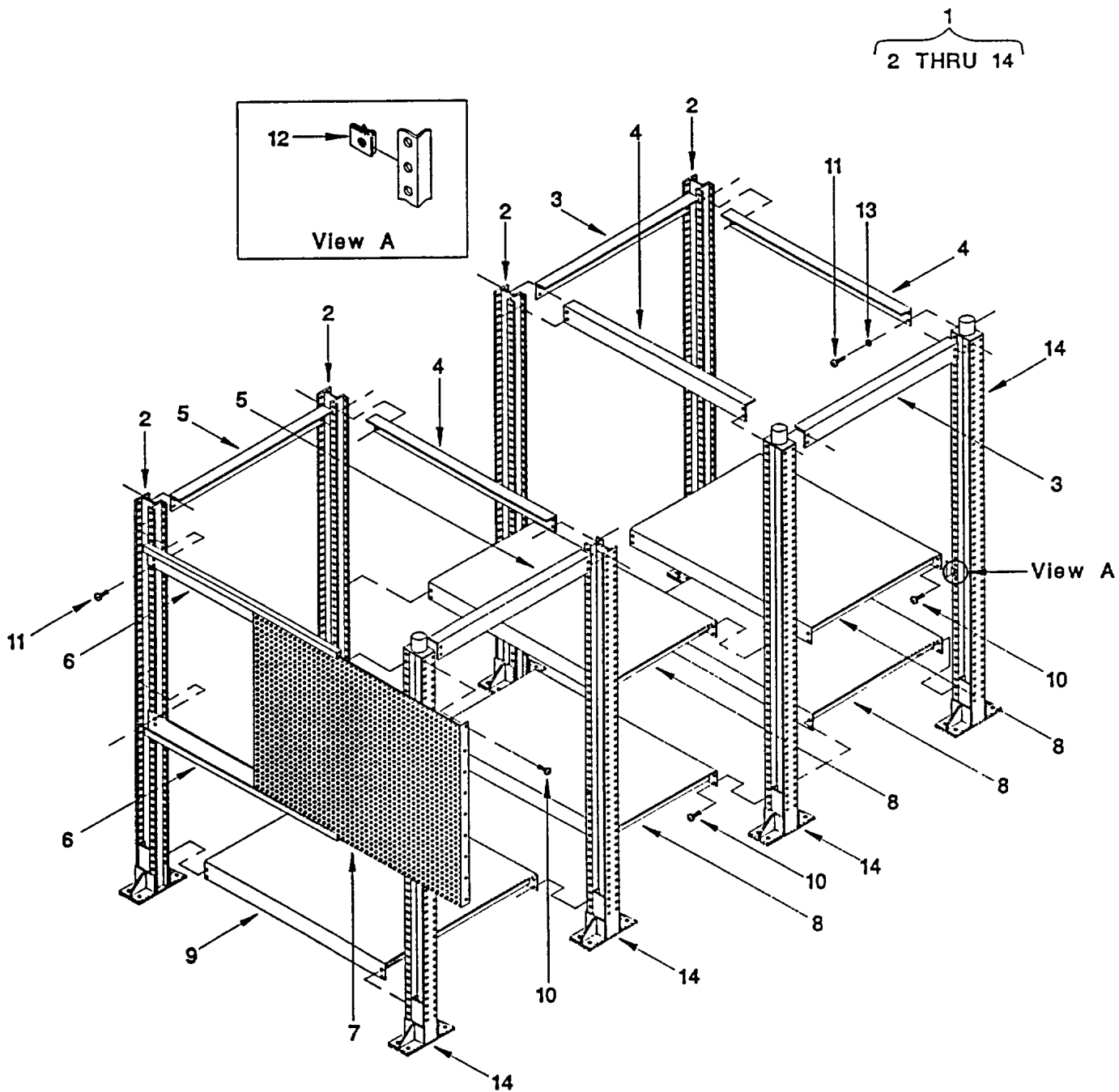


Figure 17. Front Rack Assembly (Sheet 1 of 2)

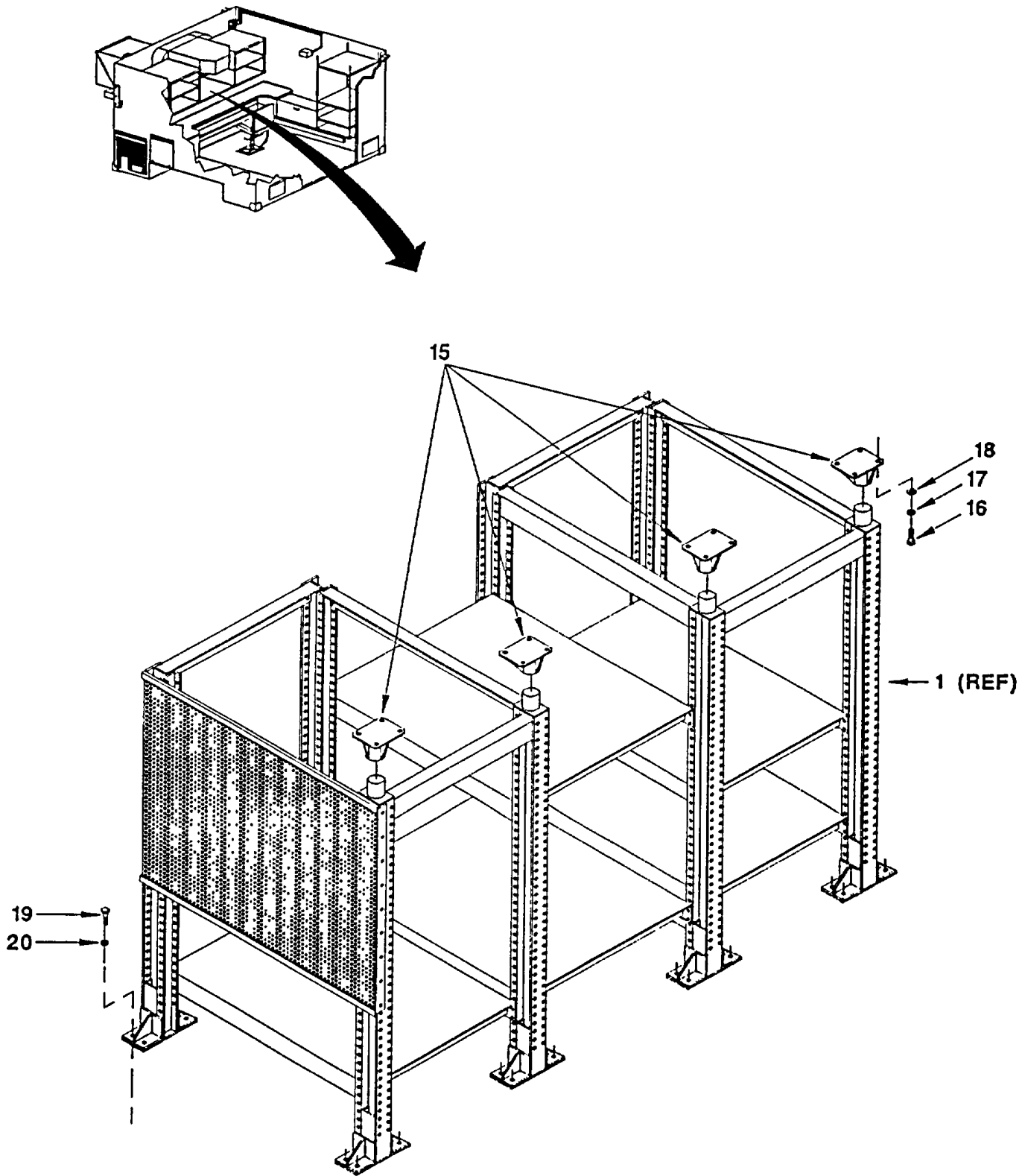


Figure 17. Front Rack Assembly (Sheet 2 of 2)

## SECTION II

TM 10-5411-222-24P

(1) ITEM NO	(2) SMR CODE	(3) NSN	(4) CAGEC	(5) PART NUMBER	(6) DESCRIPTION AND USABLE ON CODES (UOC)	(7) QTY
GROUP 03 BRACKET ASSEMBLY						
FIGURE 17 FRONT RACK ASSEMBLY						
1	XBOZZ		81337	17-1-7595-1	.FRONT RACK ASSEMBLY .....	1
2	XBOZZ		81337	17-1-7247-1	..RAIL, SHORT VERTICA.....	4
3	XBOZZ		81337	17-1-7498-1	..RAIL, 24.00 WIDE RA .....	2
4	XBOZZ		81337	17-1-7612-1	..RAIL, 24.00 DEEP RA .....	3
5	XBOZZ		81337	17-1-7514-1	..RAIL, 19.00 WIDE RA .....	2
6	XBOZZ		81337	17-1-7567-1	..MOUNT, GUARD.....	2
7	XBOZZ		81337	17-1-7533-1	..GUARD, TUNNEL RACK.....	1
8	XBOZZ		81337	17-1-7232-1	..SHELF, 24.00 RACK L.....	4
9	XBOZZ		81337	17-1-7237-1	..SHELF, 19.00 RACK .....	1
10	PAOZZ	5305000593659	96906	MS51958-63	..SCREW, MACHINE .....	43
11	PAOZZ	5305000593660	96906	MS51958-64	..SCREW, MACHINE .....	36
12	XBOZZ		81337	17-1-6852-1	..NUT, CLIP, FLOATING .....	27
13	PAOZZ	5310005765752	96906	MS35333-39	..WASHER, LOCK .....	28
14	XBOZZ		81337	17-1-7062-1	..RAIL, LONG VERTICAL.....	4
15	XBOZZ		81337	17-1-7060-1	..BRACKET, CEILING SU.....	4
16	PAOZZ	5305007024523	96906	MS35307-306	..SCREW, CAP, HEXAGON H.....	16
17	PAOZZ	5310005825677	96906	MS15795-810	..WASHER, FLAT .....	16
18	PAOZZ	5310009338121	96906	MS35338-139	..WASHER, LOCK .....	16
19	XBOZZ	5305002253843	80204	B1821BH025C100N	..SCREW, CAP, HEXAGON H.....	32
20	PAOZZ	5310000676357	96906	MS45904-69	..WASHER, LOCK .....	32

END OF FIGURE

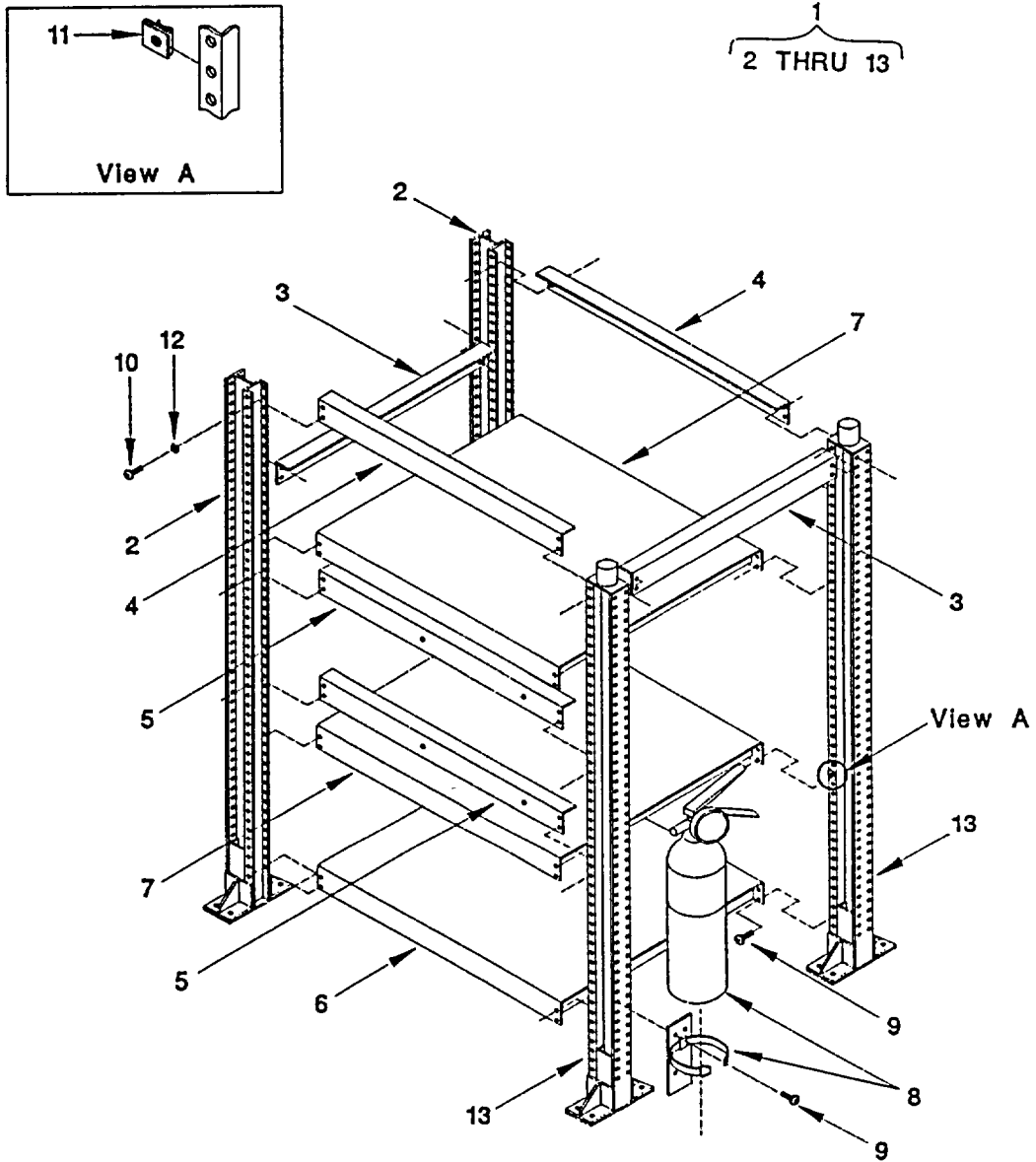


Figure 18. Right Rack Assembly (Sheet 1 of 2)

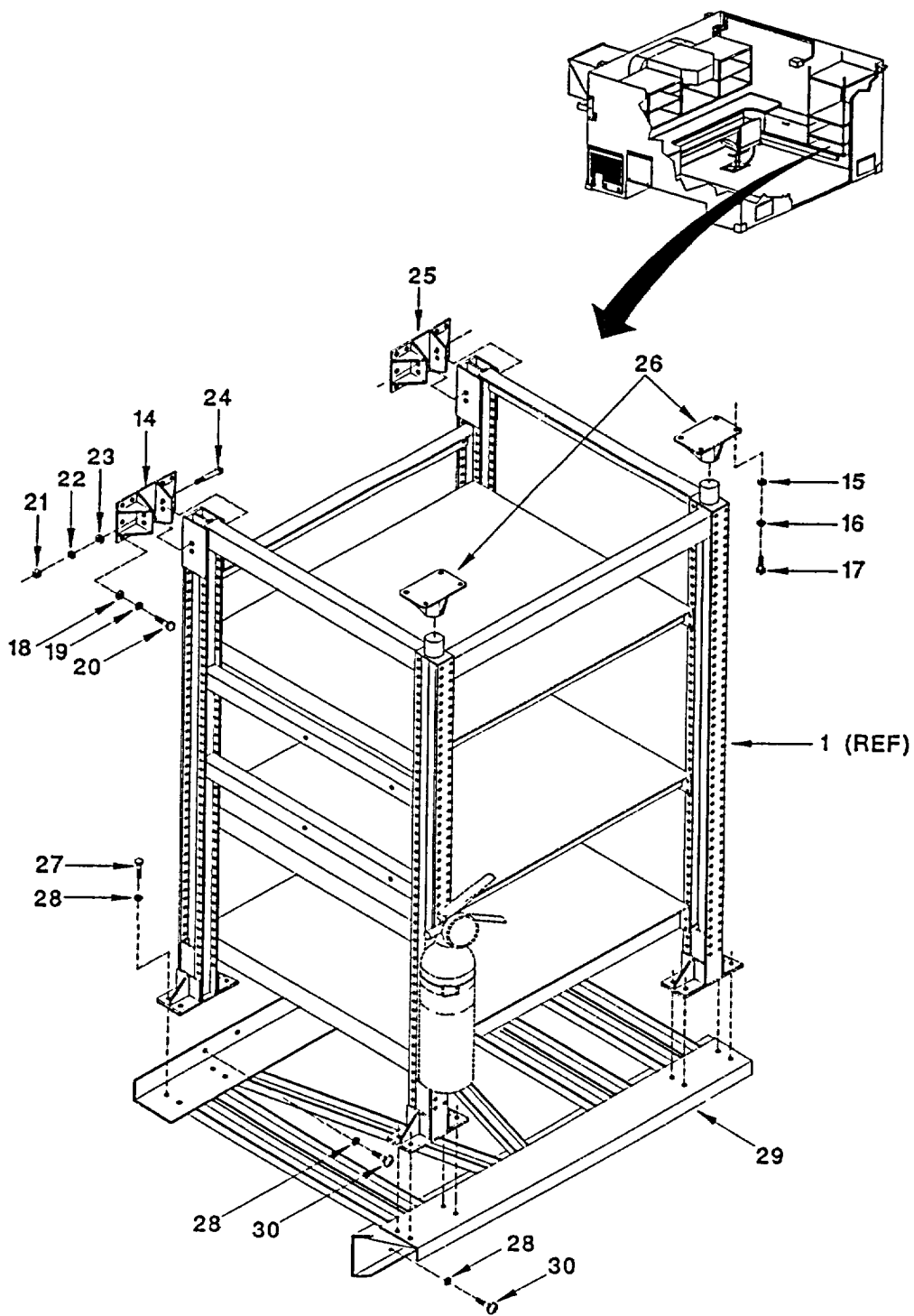


Figure 18. Right Rack Assembly (Sheet 2 of 2)



SECTION II

TM 10-5411-222-24P

(1) ITEM NO	(2) SMR CODE	(3) NSN	(4) CAGEC	(5) PART NUMBER	(6) DESCRIPTION AND USABLE ON CODES (UOC)	(7) QTY
GROUP 03 BRACKET ASSEMBLY						
FIGURE 18 RIGHT RACK ASSEMBLY						
1	XBOZZ		81337	17-1-7596-1	.RIGHT RACK ASSEMBLY .....	1
2	XBOZZ		81337	17-1-7219-1	..RAIL, LONG VERTICAL.....	2
3	XBOZZ		81337	17-1-7498-1	..RAIL, 24.00 WIDE RA .....	2
4	XBOZZ		81337	17-1-7523-1	..RAIL, 20" DEEP RACK.....	2
5	XBOZZ		81337	17-1-7584-1	..MOUNT, DSVT.....	2
6	XBOZZ		81337	17-1-7028-1	..SHELF, 20" DEEP RAC.....	1
7	XBOZZ		81337	17-1-7535-1	..SHELF, 20" DEEP RACK .....	2
8	XBOZZ		81337	17-1-6689-1	..EXTINGUISHER, FIRE.....	1
9	PAOZZ	5305000593659	96906	MS51958-63	..SCREW, MACHINE .....	36
10	PAOZZ	5305000593660	96906	MS51958-64	..SCREW, MACHINE .....	24
11	XBOZZ		81337	17-1-6852-1	..NUT, CLIP, FLOATING .....	32
12	PAOZZ	5310005765752	96906	MS35333-39	..WASHER, LOCK .....	24
13	XBOZZ		81337	17-1-7222-1	..RAIL, LONG VERTICAL.....	2
14	XBOZZ		81337	17-1-7499-1	..BRACKET, WALL MOUNT.....	1
15	PAOZZ	5310005825677	96906	MS15795-810	..WASHER, FLAT .....	8
16	PAOZZ	5310009338121	96906	MS35338-139	..WASHER, LOCK. ....	8
17	PAOZZ	5305007024523	96906	MS35307-306	..SCREW, CAP, HEXAGON H.....	8
18	PAOZZ	5310006255756	96906	MS15795-812	..WASHER, FLAT. ....	19
19	PAOZZ	5310009746623	96906	MS35338-140	..WASHER, LOCK. ....	19
20	PAOZZ	5306008174989	96906	MS35307-333	..BOLT, MACHINE .....	19
21	PAOZZ	5310009138881	96906	MS51971-3	..NUT, PLAIN, HEXAGON .....	4
22	PAOZZ	5310009847042	96906	MS35338-141	..WASHER, LOCK .....	4
23	PAOZZ	5310007737618	96906	MS15795-814	..WASHER, FLAT .....	4
24	PAOZZ	5305004550315	96906	MS35307-367	..SCREW, CAP, HEXAGON H.....	4
25	XBOZZ		81337	17-1-7217-1	..BRACKET, WALL MOUNT.....	1
26	XBOZZ		81337	17-1-7213-1	..BRACKET, CEILING SU.....	2
27	XBOZZ	5305000680508	80204	B1821BH025C075N	..SCREW, CAP, HEXAGON H.....	16
28	PAOZZ	5310000676357	96906	MS45904-69	..WASHER, LOCK .....	27
29	XBOZZ		81337	17-1-7256-1	..BASE, RIGHT RACK.....	1
30	PAOZZ	5305000711316	96906	MS51957-80	..SCREW, MACHINE .....	11

END OF FIGURE

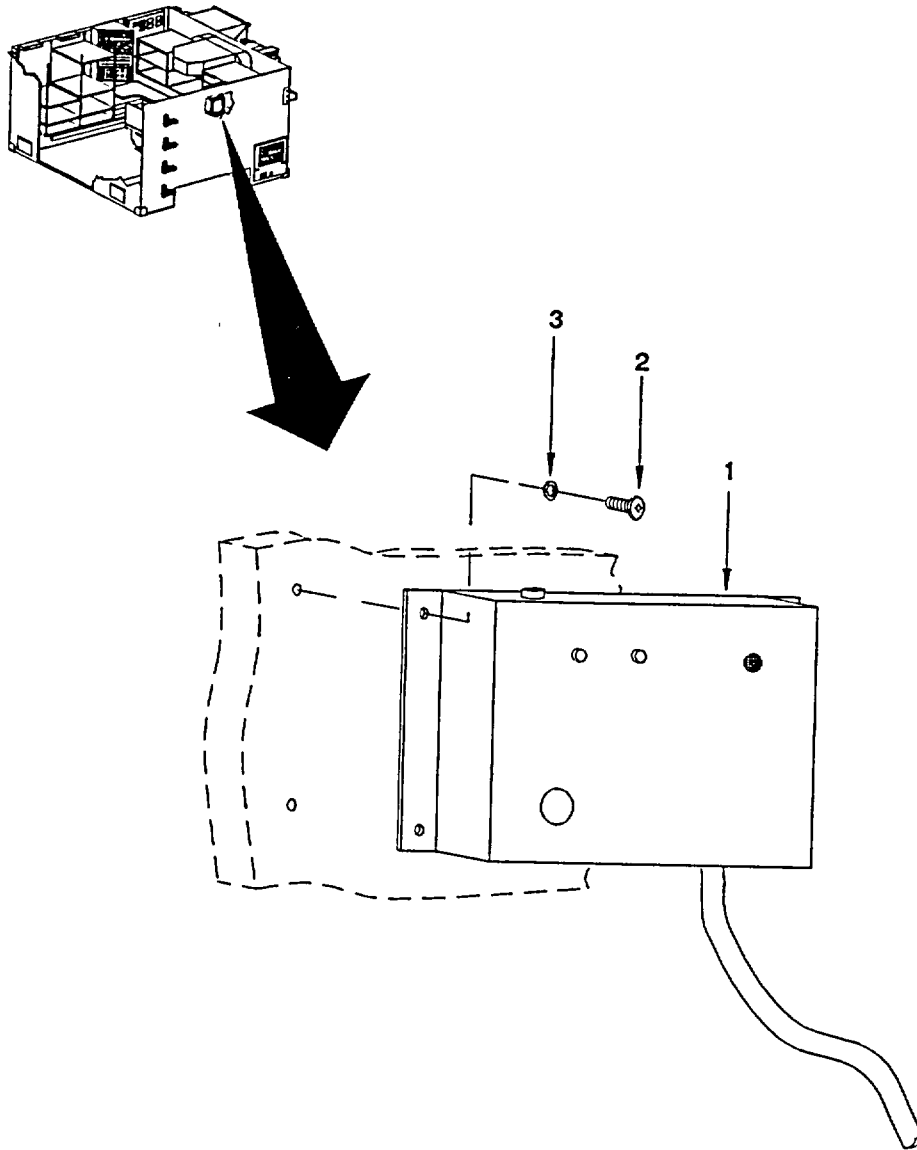


Figure 19. Hydrocarbon Monitor

**SECTION II**

**TM 10-5411-222-24P**

(1) ITEM NO	(2) SMR CODE	(3) NSN	(4) CAGEC	(5) PART NUMBER	(6) DESCRIPTION AND USABLE ON CODES (UOC)	(7) QTY
GROUP 03 BRACKET ASSEMBLY						
FIGURE 19 HYDROCARBON MONITOR						
	XCOOO		81337	17-1-7231-1	.ELECTRICAL INSTALLA.....	1
1	PAFFF	3510014410267	81337	17-1-3663-1	..HYDROCARBON MONITOR .....	1
2	PAOZZ	5305000593660	96906	MS51958-64	..SCREW, MACHINE .....	4
3	PAOZZ	5310009338120	96906	MS35338-138	..WASHER, LOCK .....	4

END OF FIGURE

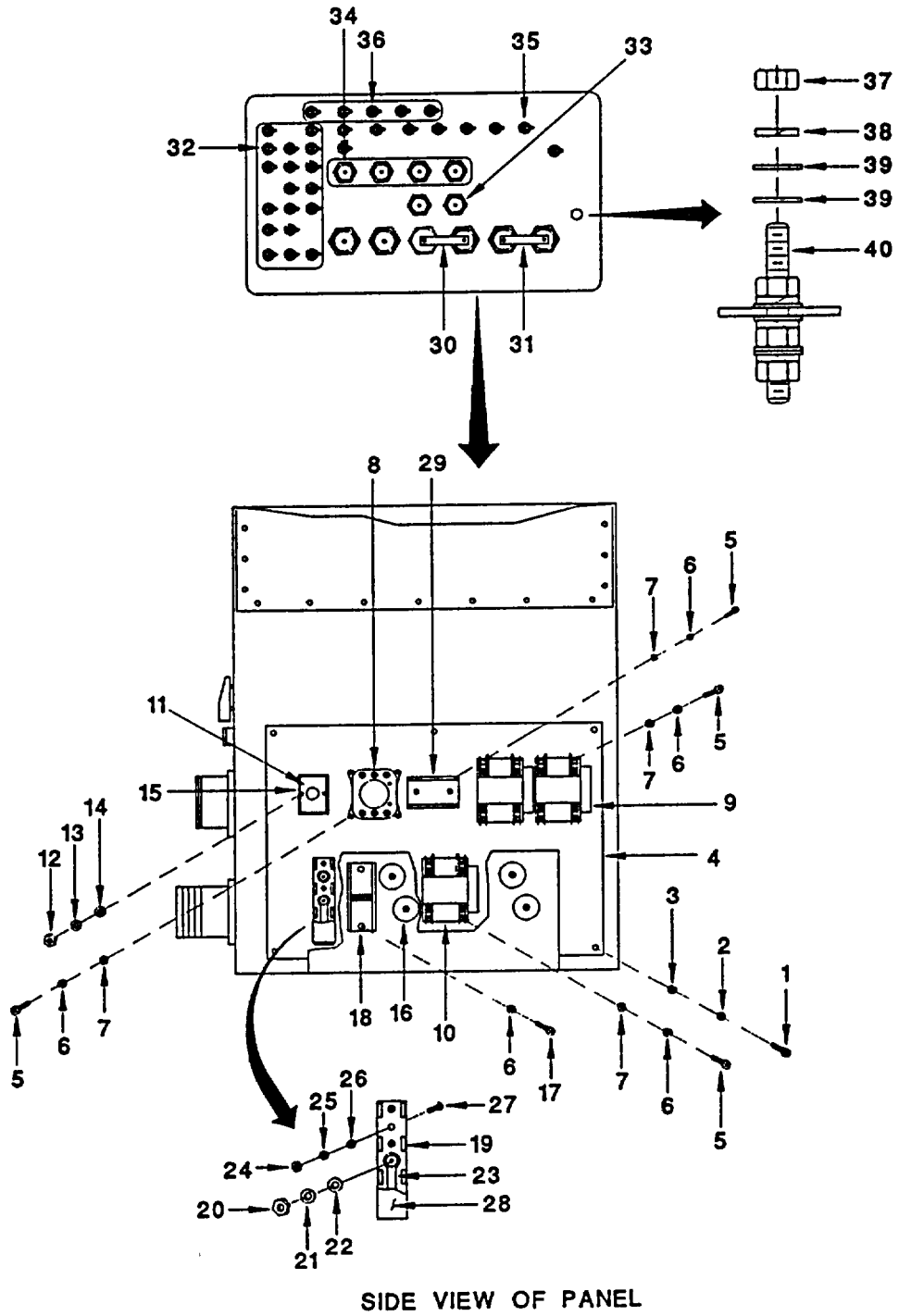


Figure 20. Power Entry Installation (Sheet 1 of 2)

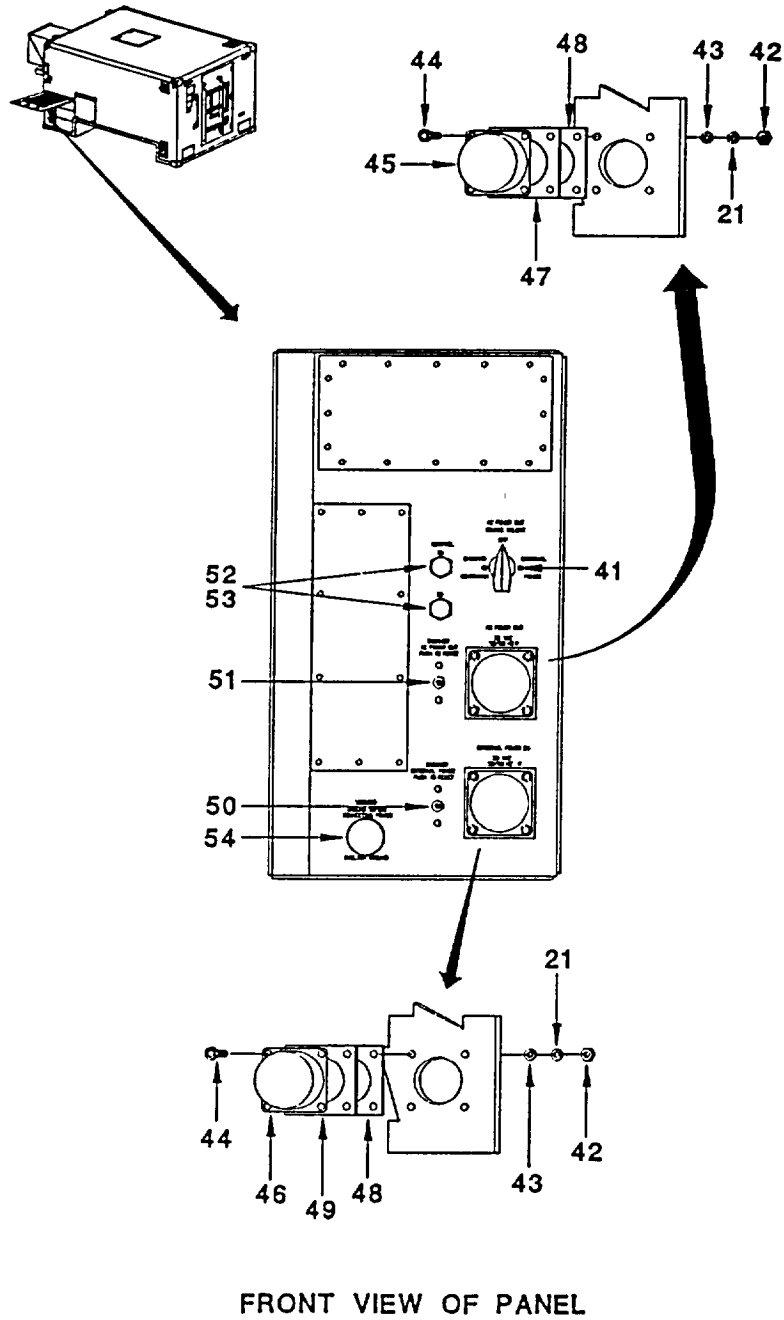


Figure 20. Power Entry Installation (Sheet 2 of 2)

## SECTION II

TM 10-5411-222-24P

(1) ITEM NO	(2) SMR CODE	(3) NSN	(4) CAGEC	(5) PART NUMBER	(6) DESCRIPTION AND USABLE ON CODES (UOC)	(7) QTY
GROUP 03 BRACKET ASSEMBLY						
FIGURE 20 POWER ENTRY INSTALLATION						
	XCOOO		81337	17-1-7460-1	..POWER ENTRY INSTALL.....	1
1	PAOZZ	5305000546671	96906	MS51957-46	...SCREW, MACHINE .....	6
2	PAOZZ	5310009338119	96906	MS35338-137	...WASHER, LOCK .....	6
3	PAOZZ	5310002255328	96906	MS15795-841	...WASHER, FLAT .....	6
4	XBOZZ		81337	17-1-7441-1	...BOARD, RELAY MOUNT.....	1
5	PAOZZ	5305000593661	96906	MS51958-65	...SCREW, MACHINE .....	24
6	PAOZZ	5310009338120	96906	MS35338-138	...WASHER, LOCK .....	28
7	PAOZZ	5310008839384	96906	MS15795-842	...WASHER, FLAT.....	24
8	PAOZZ	5945006176286	96906	MS24168-D1	...RELAY, ELECTROMAGNET.....	1
9	XBOZZ		81337	17-1-6843-1	...CONTACTOR. ....	2
10	XBOZZ		81337	17-1-6842-1	...CONTACTOR .....	2
11	XBOZZ		81337	17-1-6847-1	...RELAY, VOLT MONITOR.....	1
12	PAOZZ	5310009349748	96906	MS35649-244	...NUT, PLAIN, HEXAGON.....	2
13	PAOZZ	5310009338118	96906	MS35338-135	...WASHER, LOCK .....	22
14	PAOZZ	5310007821349	96906	MS15795-804	...WASHER, FLAT.....	2
15	XBOZZ		81337	17-1-6841-1	...SOCKET, TERM SCREW .....	1
16	XBOZZ		81337	17-1-6827-1	...SUPPRESSOR, TRANS .....	6
17	PAOZZ	5305000593662	96906	MS51958-66	...SCREW, MACHINE .....	4
18	XBOZZ		81337	17-1-6844-1	...BLOCK, PWR DISTRIBN.....	2
19	PAOZZ	5940012809305	96906	MS18029-3S-3	...COVER, TERMINAL BOAR.....	1
20	PAOZZ	5310009051691	96906	MS51972-1	...NUT, PLAIN, HEXAGON.....	3
21	PAOZZ	5310009338121	96906	MS35338-139	...WASHER, LOCK .....	11
22	PAOZZ	5310005319515	88044	AN960-C-416	...WASHER, FLAT.....	3
23	PAOZZ		96906	MS25226-6-2	...TERMINAL LINK .....	1
24	PAOZZ	5310009349761	96906	MS35649-264	...NUT, PLAIN, HEXAGON.....	2
25	PAOZZ	5310009296395	96906	MS35338-136	...WASHER, LOCK .....	2
26	PAOZZ	5310008805976	96906	MS15795-806	...WASHER, FLAT.....	2
27	PAOZZ	5305000546655	96906	MS51957-31	...SCREW, MACHINE .....	2
28	XDOZZ		96906	MS27212-3-8	...TERMINAL BOARD.....	1
29	XBOZZ		81337	17-1-6849-1	...TRANSFORMER, CURRENT.....	1
30	XBOZZ		81337	17-1-7577-1	...BUS BAR.....	4
31	PAOZZ	5915014355191	81349	M15733/73-0053	...FILTER, RADIO FREQUE .....	6
32	PAOZZ	5915013986233	81349	M15733/73-0040	...FILTER, RADIO FREQUE .....	19
33	PAOZZ	5915013490084	81349	M15733/73-0046	...FILTER, RADIO FREQUE .....	2
34	PAOZZ	5915012873421	81349	M15733/73-0049	...FILTER, RADIO FREQUE .....	4
35	PAOZZ		81349	M15733/73-0043	...FILTER, RADIO FREQUE .....	8
36	PAOZZ		81349	M15733/73-0037	...FILTER, RADIO FREQUE .....	5
37	PAOZZ	5310004776768	96906	MS35649-2384	...NUT, PLAIN, HEXAGON.....	4
38	PAOZZ	5310009847042	96906	MS35338-141	...WASHER, LOCK .....	4
39	PAOZZ	5310007737618	96906	MS15795-814	...WASHER, FLAT .....	6
40	XBOZZ		81337	17-1-7750-1	...POST, BINDING.....	1
41	XBOZZ		81337	17-1-6848-1	...SWITCH.....	1
42	PAOZZ	5310009035966	96906	MS51971-1	...NUT, PLAIN, HEXAGON.....	8
43	PAOZZ	5310005825677	96906	MS15795-810	...WASHER, FLAT.....	8
44	PAOZZ	5305002078253	96906	MS35307-308	...SCREW, CAP, HEXAGON H.....	8
45	PAOZZ		96906	MS90555C4412S	...CONNECTOR, RECEPTACL.....	1
46	PAOZZ		96906	MS90558C4412P	...CONNECTOR, RECEPTACL.....	1
47	PAOZA	5999011920010	96906	MS3348-1-6L	...CONTACT, ELECTRICAL.....	2

**SECTION II**

**TM 10-5411-222-24P**

(1) ITEM NO	(2) SMR CODE	(3) NSN	(4) CAGEC	(5) PART NUMBER	(6) DESCRIPTION AND USABLE ON CODES (UOC)	(7) QTY
48	PAOZA	5999011670838	96906	MS3348-6-8L	...CONTACT, ELECTRICAL.....	8
49	PAOZZ	5999012211740	96906	MS3348-1-2L	...CONTACT, ELECTRICAL.....	2
50	PAOZZ		81349	MS25361-90	...CIRCUIT BREAKER.....	1
51	PAOZZ	5925004900159	96906	MS25361-50	...CIRCUIT BREAKER.....	1
52	XDOZZ		81349	F03A250V3A	...FUSE, CARTRIDGE.....	2
53	PAOZZ	5920005560144	81349	FHN20G	...FUSEHOLDER, EXTRACTO.....	2
54	XCOOO		81337	17-1-7488-1	...GROUND STUD INSTALL.....	1

END OF FIGURE





SECTION II

TM 10-5411-222-24P

(1) ITEM NO	(2) SMR CODE	(3) NSN	(4) CAGEC	(5) PART NUMBER	(6) DESCRIPTION AND USABLE ON CODES (UOC)	(7) QTY
GROUP 03 BRACKET ASSEMBLY						
FIGURE 21 POWER MONITOR FACEPLATE						
	XBOZZ		81337	17-1-7301-1	..POWER MONITOR FACEP.....	1
1	XBOZZ		81337	17-1-7294-1	...FACEPLATE, POWER MO .....	1
2	PAOZZ	5310008113494	96906	MS21044N08	...NUT, SELF-LOCKING, HE .....	4
3	PAOZZ	5305000546670	96906	MS51957-45	...SCREW, MACHINE .....	6
4	XBOZZ		81337	17-1-6651-1	...FAULT INDICATOR PAN.....	1
5	PAOZZ	5925006814952	96906	MS25244-10	...CIRCUIT BREAKER.....	4
6	PAOZZ	5305000546652	96906	MS51957-28	...SCREW, MACHINE .....	6
7	PAOZZ	5925008812463	96906	MS25361-60	...CIRCUIT BREAKER.....	2
8	PAOZZ	5925006863301	96906	MS25244-15	...CIRCUIT BREAKER.....	6
9	PAOZZ	5925006863299	96906	MS25244-35	...CIRCUIT BREAKER.....	8
10	PAOZZ	5925002247422	96906	MS3320-1	...CIRCUIT BREAKER.....	1
11	PAOZZ	5930006157952	96906	MS25223-2	...GUARD, SWITCH.....	1
12	PAOZZ	5930006831522	96906	MS24523-33	...SWITCH, TOGGLE.....	1
13	PAOZZ	5930006554241	96906	MS24524-23	...SWITCH, TOGGLE.....	1
14	XBOZZ		81337	17-1-6654-1	...CIRCUIT BREAKER.....	1
15	PAOZZ	5305000546667	96906	MS51957-42	...SCREW, MACHINE .....	12
16	PAOZZ	5305006882020	96906	MS35308-305	...SCREW, CAP, HEXAGON H.....	4
17	XBOZZ		81337	17-1-7302-1	...CLIP, BUS .....	2
18	XBOZZ		81337	17-1-7303-1	...BAR, BUS.....	2
19	PAOZZ	5355008999014	96906	MS91528-2K4B	...KNOB.....	1
20	XBOZZ		81337	17-1-6652-1	...ROTARY SWITCH.....	1
21	XBOZZ		81337	17-1-6650-1	...LED.....	2
22	XBOZZ		81337	72-5007-1	...CURRENT METER.....	1
23	XBOZZ		81337	72-5015	...FREQUENCY METER.....	1
24	XBOZZ		81337	72-5008	...VOLTAGE METER.....	1
25	XBOZZ		15309	MR26A050DCVVR	...METER, DC VOLTS .....	1
26	PAOZZ	5930000443518	96906	MS25201-6	...SWITCH, TOGGLE.....	1
27	PAOZA	5930006554248	96906	MS24524-21	...SWITCH, TOGGLE.....	3
28	PAOZZ	5305000546671	96906	MS51957-46	..SCREW, MACHINE .....	14
29	PAOZZ	5310009338119	96906	MS35338-137	..WASHER, LOCK .....	14
30	PAOZZ	5310002255328	96906	MS15795-841	..WASHER, FLAT .....	14

END OF FIGURE

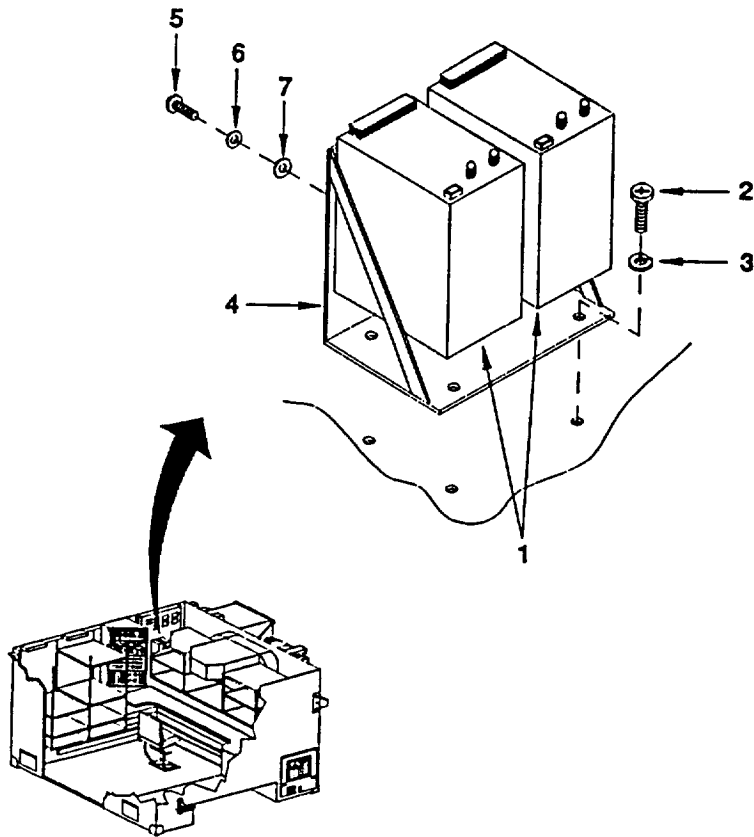


Figure 22. Power Supply

**SECTION II**

**TM 10-5411-222-24P**

(1) ITEM NO	(2) SMR CODE	(3) NSN	(4) CAGEC	(5) PART NUMBER	(6) DESCRIPTION AND USABLE ON CODES (UOC)	(7) QTY
-------------------	--------------------	------------	--------------	-----------------------	--	------------

GROUP 03 BRACKET ASSEMBLY

FIGURE 22 POWER SUPPLY

1	XBOZZ		81337	17-1-6845-1	..POWER SUPPLY .....	2
2	PAOZZ	5305000711316	96906	MS51957-80	..SCREW, MACHINE .....	4
3	PAOZZ	5310000676357	96906	MS45904-69	..WASHER, LOCK .....	4
4	XBOZZ		81337	17-1-8160-1	..MOUNT, DC POWER SUP .....	1
5	PAOZZ	5305000546668	96906	MS51957-43	..SCREW, MACHINE .....	8
6	PAOZZ	5310009338120	96906	MS35338-138	..WASHER, LOCK .....	8
7	PAOZZ	5310002255328	96906	MS15795-841	..WASHER, FLAT .....	8

END OF FIGURE

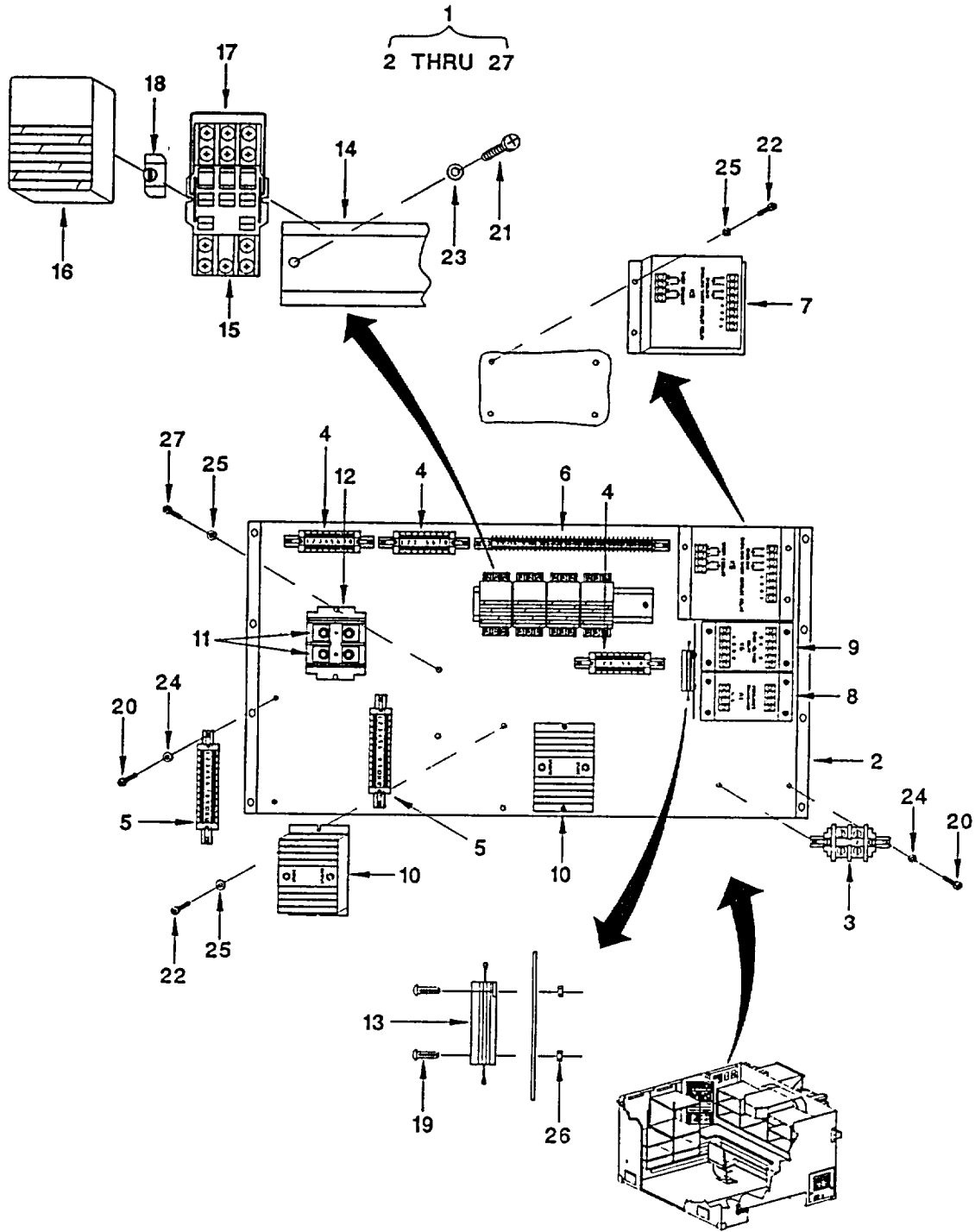


Figure 23. Relay Panel Assembly

## SECTION II

TM 10-5411-222-24P

(1) ITEM NO	(2) SMR CODE	(3) NSN	(4) CAGEC	(5) PART NUMBER	(6) DESCRIPTION AND USABLE ON CODES (UOC)	(7) QTY
GROUP 03 BRACKET ASSEMBLY						
FIGURE 23 RELAY PANEL ASSEMBLY						
1	XBOZZ		81337	17-1-7543-1	..RELAY BOARD ASSEMBL.....	1
2	XAOZZ		81337	17-1-7534-1	...PANEL, RELAY.....	1
3	XBOZZ		81337	17-1-7645-1	...TERMINAL STRIP ASSE.....	1
4	XBOZZ		81337	17-1-7646-1	...TERMINAL STRIP ASSE.....	3
5	XBOZZ		81337	17-1-7647-1	...TERMINAL STRIP ASSE.....	2
6	XBOZZ		81337	17-1-7649-1	...TERMINAL STRIP ASSE.....	1
7	XBOZZ	5945013662726	60177	19230	...RELAY, ELECTROMAGNET.....	1
8	XBOZZ	6695013847381	60177	19260	...TRANSDUCER, MOTIONAL.....	1
9	XBOZZ	5945013786749	60177	19200	...RELAY, ELECTROMAGNET.....	1
10	XBOZZ		13443	48051	...ISOLATER, BATTERY.....	2
11	XBOZZ		5N603	417	...CONTACT BLOCK, HVY D.....	2
12	XBOZZ		5N603	430	...END SECTION.....	1
13	PAOZZ	5905004592558	91637	RER75F7R50R	...RESISTOR, FIXED, WIRE.....	1
14	XBOZZ		81337	17-1-7546-1	...TRACK, MOUNTING, MO.....	1
15	XBOZZ		6P125	27E893	...SOCKET, RELAY.....	4
16	XBOZZ		6P125	KUP-14D15-24	...RELAY.....	4
17	XBOZZ		6P125	20C318	...SPRING, HOLD DOWN.....	4
18	XBOZZ		6P125	24A071	...CLIP, MOUNTING.....	2
19	PAOZZ	5305000545651	96906	MS51957-17	...SCREW, MACHINE.....	2
20	PAOZZ	5305000546654	96906	MHS51957-30	...SCREW, MACHINE.....	14
21	PAOZZ	5305000546670	96906	MS51957-45	...SCREW, MACHINE.....	2
22	PAOZZ	5305000593659	96906	MS51958-63	...SCREW, MACHINE.....	16
23	PAOZZ	5310005432739	96906	MS35333-72	...WASHER, LOCK.....	2
24	PAOZZ	5310005790079	96906	MS35333-37	...WASHER, LOCK.....	14
25	PAOZZ	5310009338120	96906	MS35338-138	...WASHER, LOCK.....	18
26	PAOZZ	5310000880551	96906	MS21044N04	...NUT, SELF-LOCKING, HE.....	2
27	PAOZZ	5305000593662	96906	MS51958-66	...SCREW, MACHINE.....	2

END OF FIGURE

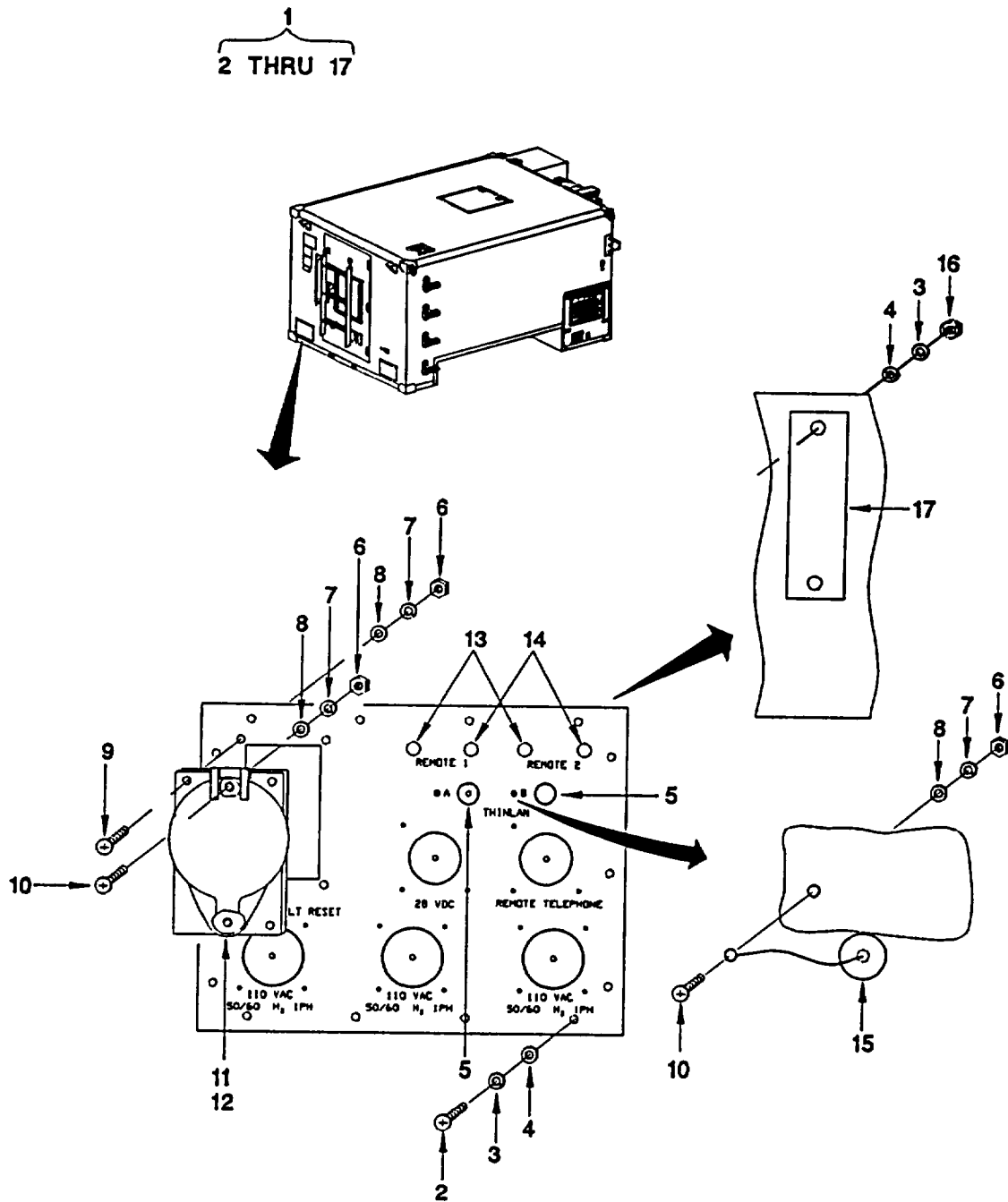


Figure 24. TIP Faceplate Assembly

SECTION II

TM 10-5411-222-24P

(1) ITEM NO	(2) SMR CODE	(3) NSN	(4) CAGEC	(5) PART NUMBER	(6) DESCRIPTION AND USABLE ON CODES (UOC)	(7) QTY
GROUP 03 BRACKET ASSEMBLY						
FIGURE 24 TIP FACEPLATE ASSEMBLY						
1	XBOZZ		81337	17-1-7333-1	..TIP FACEPLATE ASSY .....	1
2	PAOZZ	5305000546671	96906	MS51957-46	..SCREW, MACHINE .....	14
3	PAOZZ	5310009338119	96906	MS35338-137	...WASHER, LOCK .....	16
4	PAOZZ	5310002255328	96906	MS15795-841	...WASHER, FLAT.....	16
5	XBOZZ		81337	17-1-6639-1	...ADAPTER, BNC.....	2
6	PAOZZ	5310009349761	96906	MS35649-264	...NUT, PLAIN, HEXAGON.....	8
7	PAOZZ	5310009296395	96906	MS35338-136	...WASHER, LOCK .....	8
8	PAOZZ	5310008805976	96906	MS15795-806	...WASHER, FLAT.....	8
9	PAOZZ	5305000546657	96906	MS51957-33	...SCREW, MACHINE .....	4
10	PAOZZ	5305000546654	96906	MS51957-30	...SCREW, MACHINE .....	4
11	XBOZZ		81337	17-1-6642-1	...COVER/GASKET.....	1
12	XBOZZ		81337	17-1-6640-1	...INTERRUPTER, GND FLT.....	1
13	XBOZZ		81337	PB08NAO1	...BINDING POST, BLACK .....	2
14	XBOZZ		81337	PB08NAO2	...BINDING POST, RED.....	2
15	XBOZZ		81337	17-1-6641-1	...CAP, TERMINATOR.....	2
16	PAOZZ	5310009349759	96906	MS35649-284	...NUT, PLAIN, HEXAGON.....	2
17	XBOZZ		81337	17-1-7341-1	...TERMINAL BOARD MNT.....	1

END OF FIGURE

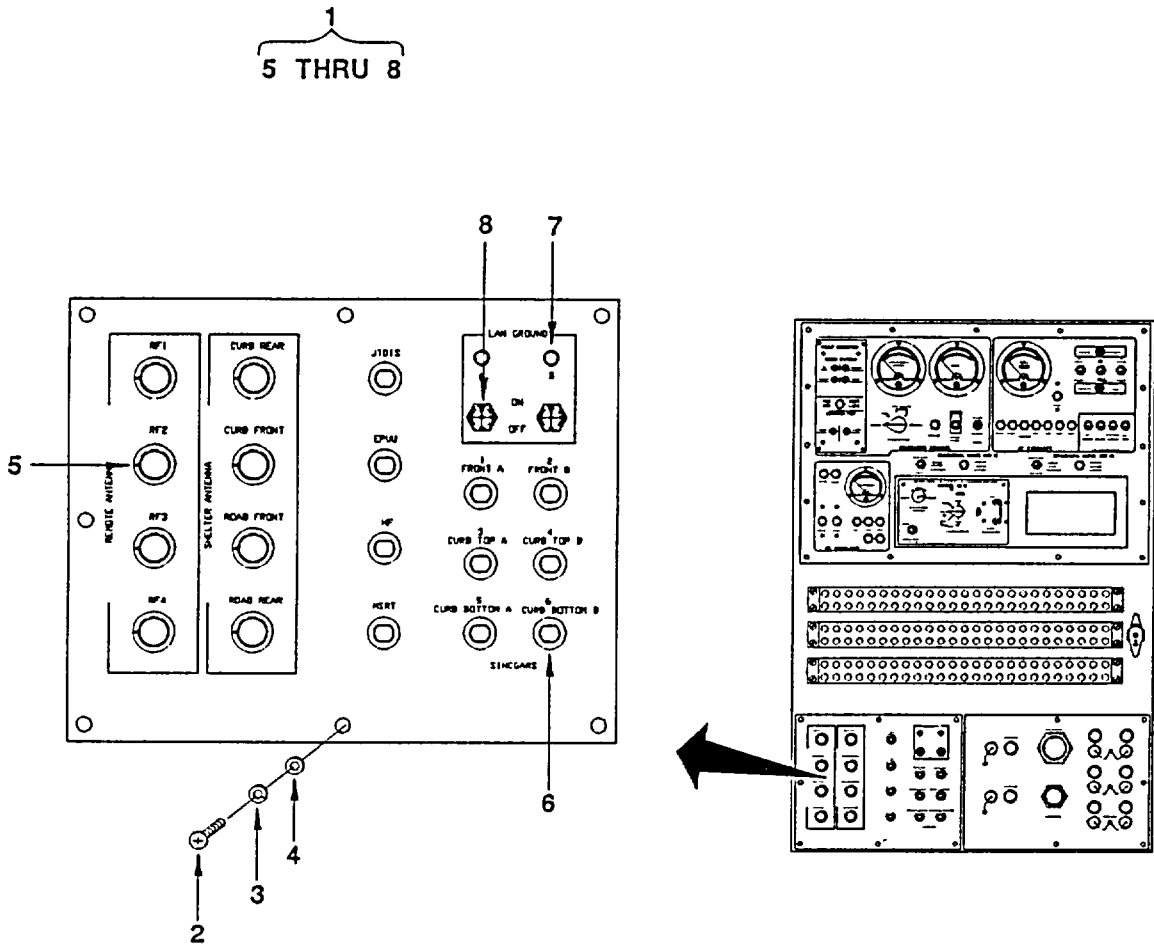


Figure 25. Signal Patch Panel



**SECTION II**

**TM 10-5411-222-24P**

(1)	(2)	(3)	(4)	(5)	(6)	(7)
ITEM	SMR			PART		
NO	CODE	NSN	CAGEC	NUMBER	DESCRIPTION AND USABLE ON CODES (UOC)	QTY

GROUP 03 BRACKET ASSEMBLY

FIGURE 25 SIGNAL PATCH PANEL

1	XBOZZ		81337	17-1-7336-1	..SIGNAL PATCH PANEL.....	1
2	PAOZZ	5305000546671	96906	MS51957-46	...SCREW, MACHINE .....	7
3	PAOZZ	5310009338119	96906	MS35338-137	...WASHER, LOCK .....	7
4	PAOZZ	5310002255328	96906	MS15795-841	...WASHER, FLAT.....	7
5	PAOZZ	5935010488403	81349	M55339/12-01138	...ADAPTER, CONNECTOR .....	8
6	XDOZZ		81349	M55339/04-00030	...ADAPTER, CONNECTOR .....	10
7	XBOZZ		81337	17-1-6650-1	...LED.....	2
8	PAOZZ	5930006551575	96906	MS35059-22	...SWITCH, TOGGLE.....	2

END OF FIGURE

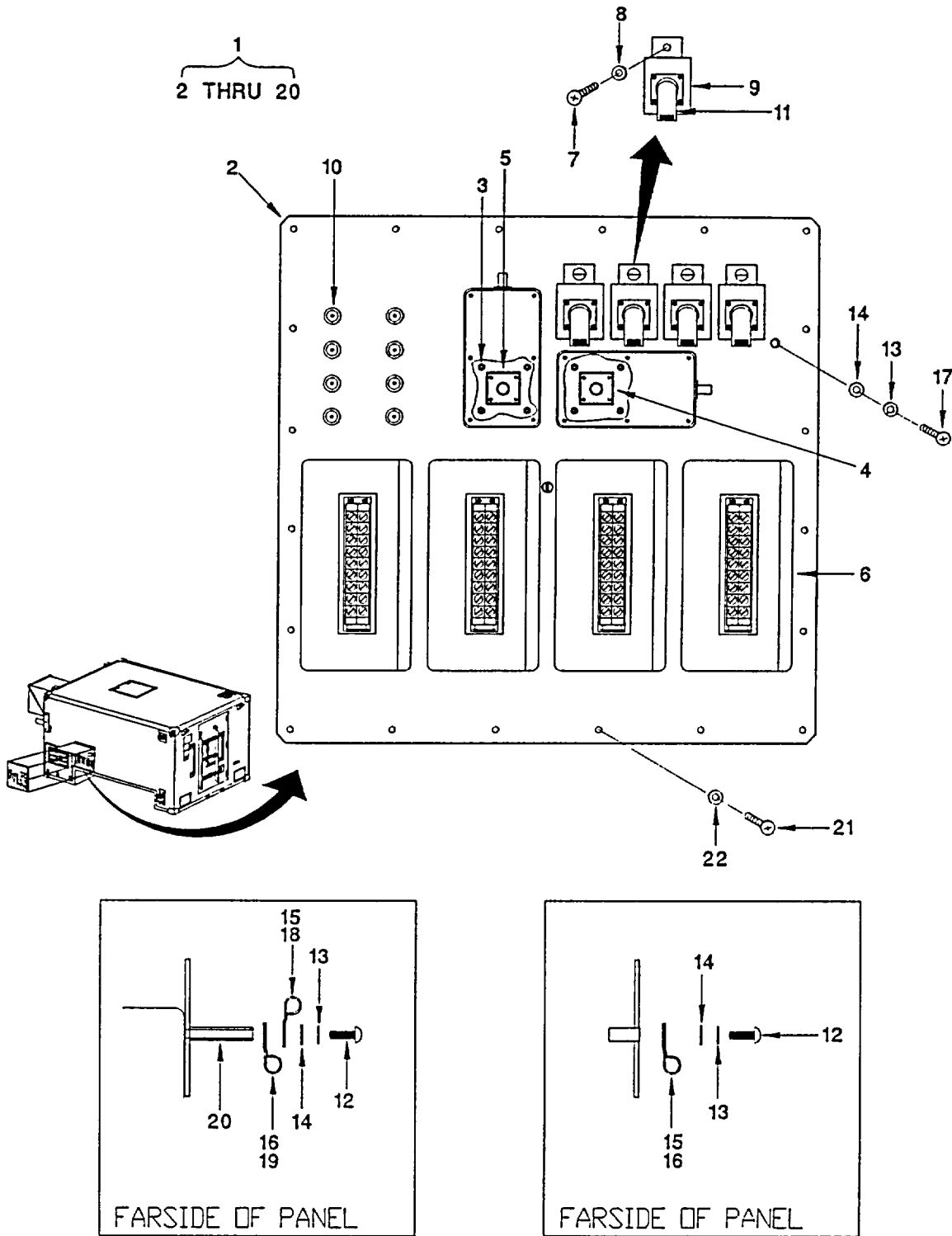


Figure 26. SEP EMI Plate Assembly

SECTION II

TM 10-5411-222-24P

(1) ITEM NO	(2) SMR CODE	(3) NSN	(4) CAGEC	(5) PART NUMBER	(6) DESCRIPTION AND USABLE ON CODES (UOC)	(7) QTY
GROUP 03 BRACKET ASSEMBLY						
FIGURE 26 SEP EMI PLATE ASSEMBLY						
1	XBOZZ		81337	17-1-7568-1	..SEP EMI PLATE ASSEM .....	1
2	XBOZZ		81337	17-1-7515-1	...PLATE, COMMO EMI .....	1
3	PAOZZ	5310008775797	96906	MS21044N3	...NUT, SELF-LOCKING, HE .....	32
4	XBOZZ		81337	17-1-6645-1	...FILTER, EMI/EMP .....	1
5	XBOZZ		81337	17-1-6846-1	...FILTER, EMI/EMP .....	1
6	XBOZZ		81337	17-1-6737-1	...FILTER, DATA .....	4
7	PAOZZ	5305000593659	96906	MS51958-63	...SCREW, MACHINE .....	4
8	PAOZZ	5310011429429	96906	MS35333-139	...WASHER, LOCK .....	4
9	XBOZZ		81337	17-1-6738-1	...SUPPRESSOR, SURGEEM P .....	4
10	XBOZZ		80063	A3160508	...CONNECTOR, FIBER OP .....	8
11	PAOZA	5935009044050	81349	M55339/03-00027	...ADAPTER, CONNECTOR .....	4
12	PAOZZ	5305000593661	96906	MS51958-65	...SCREW, MACHINE .....	2
13	PAOZZ	5310009338120	96906	MS35338-138	...WASHER, LOCK .....	3
14	PAOZZ	5310008839384	96906	MS15795-842	...WASHER, FLAT .....	3
15	PAOZZ	5340002008559	96906	MS21919WDG7	...CLAMP, LOOP .....	2
16	PAOZZ		81349	M24640/24-06U0	...CABLE, SPECIAL PURPO .....	2
17	PAOZZ	5305000593660	96906	MS51958-64	...SCREW, MACHINE .....	1
18	PAOZZ		81349	M24640/6-03U0	...CABLE, SPECIAL PURPO .....	1
19	PAOZZ	5340002869427	96906	MS21919WDG12	...CLAMP, LOOP .....	1
20	XBOZZ		81337	17-1-6806-1	...STANDOFF, HEXAGON .....	1
21	PAOZZ	5305000546671	96906	MS51957-46	..SCREW, MACHINE .....	20
22	PAOZZ	5310009338119	96906	MS35338-137	..WASHER, LOCK .....	20

END OF FIGURE

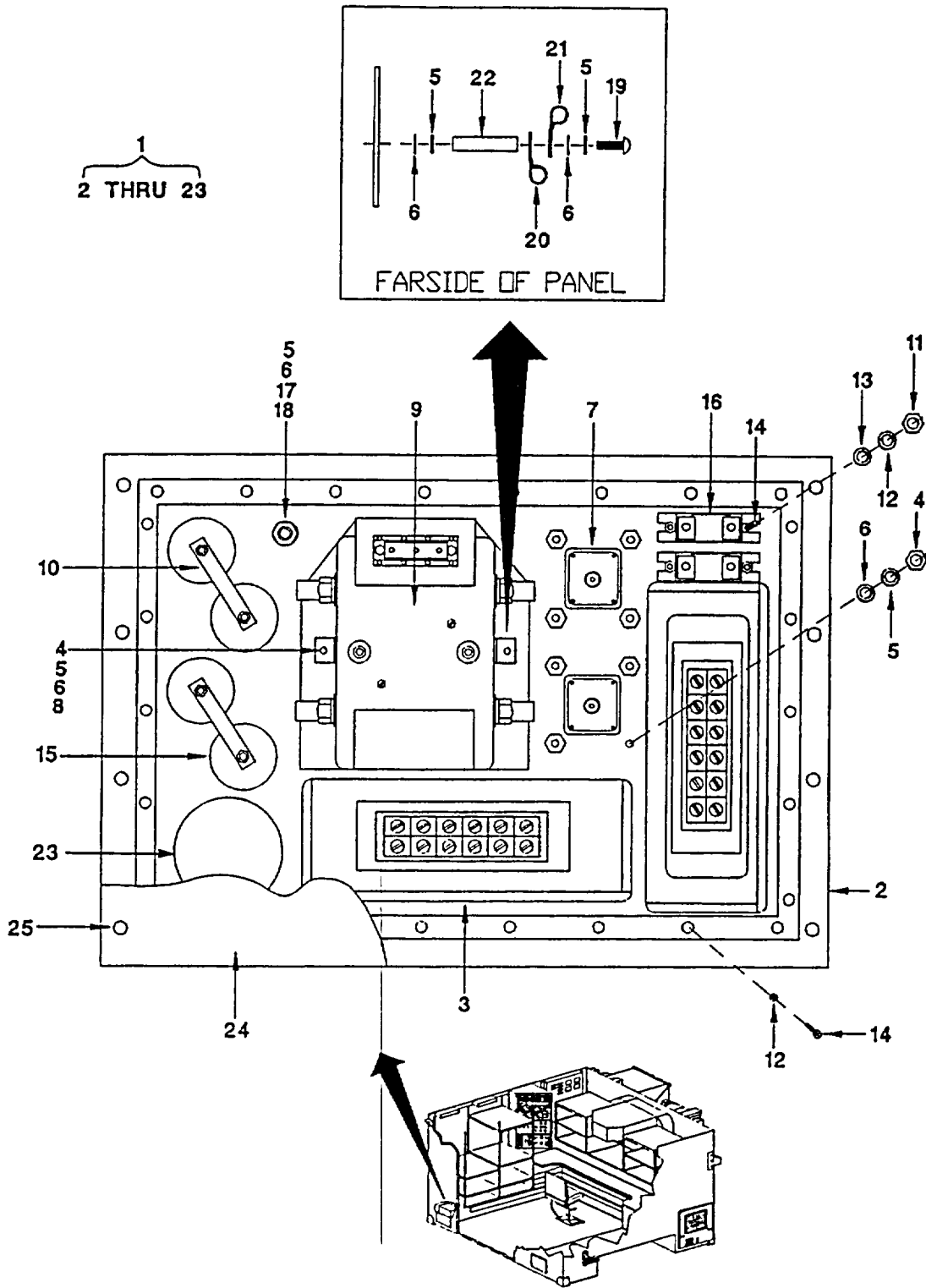


Figure 27. TIP Power Entry Assembly

SECTION II

TM 10-5411-222-24P

(1) ITEM NO	(2) SMR CODE	(3) NSN	(4) CAGEC	(5) PART NUMBER	(6) DESCRIPTION AND USABLE ON CODES (UOC)	(7) QTY
GROUP 03 BRACKET ASSEMBLY						
FIGURE 27 TIP POWER ENTRY ASSEMBLY						
1	XBOZZ		81337	17-1-7281-1	..TIP POWER ENTRY ASS .....	1
2	XBOZZ		81337	17-1-7335-1	...PLATE, FILTER.....	1
3	XBOZZ		81337	17-1-6631-1	...FILTER, DATA .....	2
4	PAOZZ	5310008775797	96906	MS21044N3	...NUT, SELF-LOCKING, HE .....	10
5	PAOZZ	5310009338120	96906	MS35338-138	...WASHER, LOCK.....	15
6	PAOZZ	5310008839384	96906	MS15795-842	...WASHER, FLAT.....	17
7	XBOZZ		81337	17-1-6645-1	...FILTER, EMI/EMP .....	2
8	PAOZZ	5307012058830	81349	M63540/1-40C	...STUD, SELF-LOCKING .....	4
9	XBOZZ		81337	17-1-6644-1	...SUPPRESSOR .....	1
10	XBOZZ		81337	17-1-7342-1	...BAR, BUS.....	4
11	PAOZZ	5310008113494	96906	MS21044N08	...NUT, SELF-LOCKING, HE .....	4
12	PAOZZ	5310009338119	96906	MS35338-137	...WASHER, LOCK.....	4
13	PAOZZ	5310008805978	96906	MS15795-807	...WASHER, FLAT.....	4
14	PAOZZ	5305000546672	96906	MS51957-47	...SCREW, MACHINE .....	4
15	PAOZZ	5915013490084	81349	M15733/73-0046	...FILTER, RADIO FREQUE .....	4
16	XBOZZ		81337	17-1-6648-1	...FILTER, EMP.....	2
17	PAOZZ	5310009349765	96906	MS35650-304	...NUT, PLAIN, HEXAGON.....	4
18	XBOZZ		81337	17-1-7345-1	...POST, BINDING.....	1
19	PAOZZ	5305000593660	96906	MS51958-64	...SCREW, MACHINE .....	1
20	PAOZZ	5340005846556	96906	MS21919WDG10	...CLAMP, LOOP.....	1
21	PAOZZ	5340010465903	96906	MS21919WDG9	...CLAMP, LOOP.....	1
22	XBOZZ		81337	17-1-6807-1	...STANDOFF.....	1
23	XBOZZ	5915014355191	81349	M15733/73-0053	...FILTER, RADIO FREQUE .....	1
24	XBOZZ		81337	17-1-7762-1	..COVER, LEFT.....	1
25	PAOZZ	5305007640070	96906	MS51959-46	..SCREW, MACHINE .....	16

END OF FIGURE

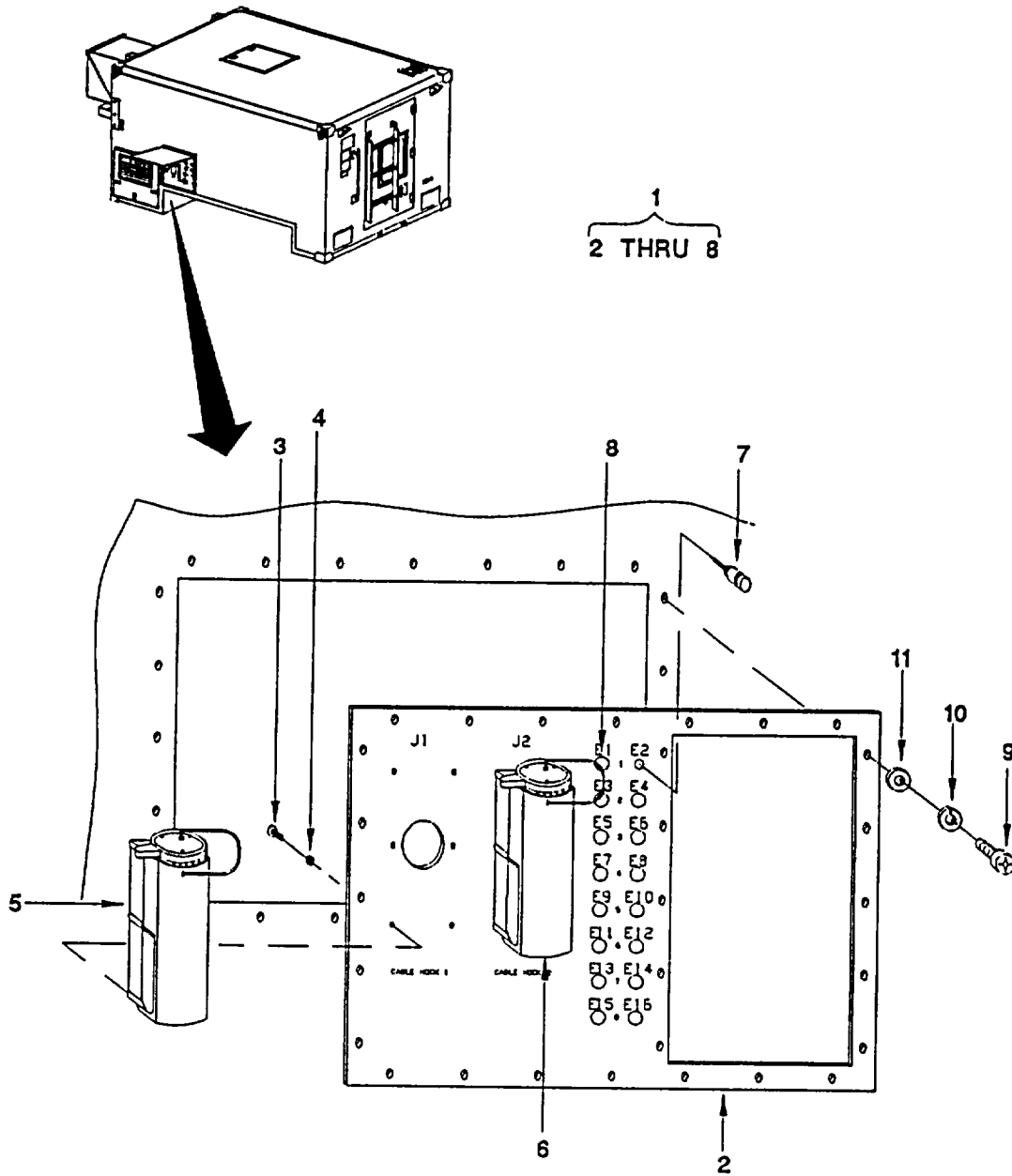


Figure 28. COMMO Entry Panel Assembly

SECTION II

TM 10-5411-222-24P

(1) ITEM NO	(2) SMR CODE	(3) NSN	(4) CAGEC	(5) PART NUMBER	(6) DESCRIPTION AND USABLE ON CODES (UOC)	(7) QTY
-------------------	--------------------	------------	--------------	-----------------------	--	------------

GROUP 03 BRACKET ASSEMBLY

FIGURE 28 COMMO ENTRY PANEL  
ASSEMBLY

1	XBOZZ		81337	17-1-7569-1	..COMMO ENTRY PANEL A.....	1
2	XBOZZ		81337	17-1-7570-1	...FACEPLATE, COMMO EN.....	1
3	PAOZZ	5305000546670	96906	MS51957-45	...SCREW, MACHINE .....	12
4	PAOZZ	5310009338120	96906	MS35338-138	...WASHER, LOCK .....	12
5	XBOZZ		81337	17-1-7470-1	...CABLE ASSY, HOCK .....	1
6	XBOZZ		81337	17-1-7470-2	...CABLE ASSY, CABLE H.....	1
7	XBOZZ		81337	PB08NA02	...BINDING POST, RED.....	8
8	XBOZZ		81337	PB08NA01	...BINDING POST, BLACK.....	8
9	PAOZZ	5305000546671	96906	MS51957-46	..SCREW, MACHINE. ....	24
10	PAOZZ	5310009338119	96906	MS35338-137	..WASHER, LOCK .....	24
11	PAOZZ	5310002255328	96906	MS15795-841	..WASHER, FLAT .....	24

END OF FIGURE

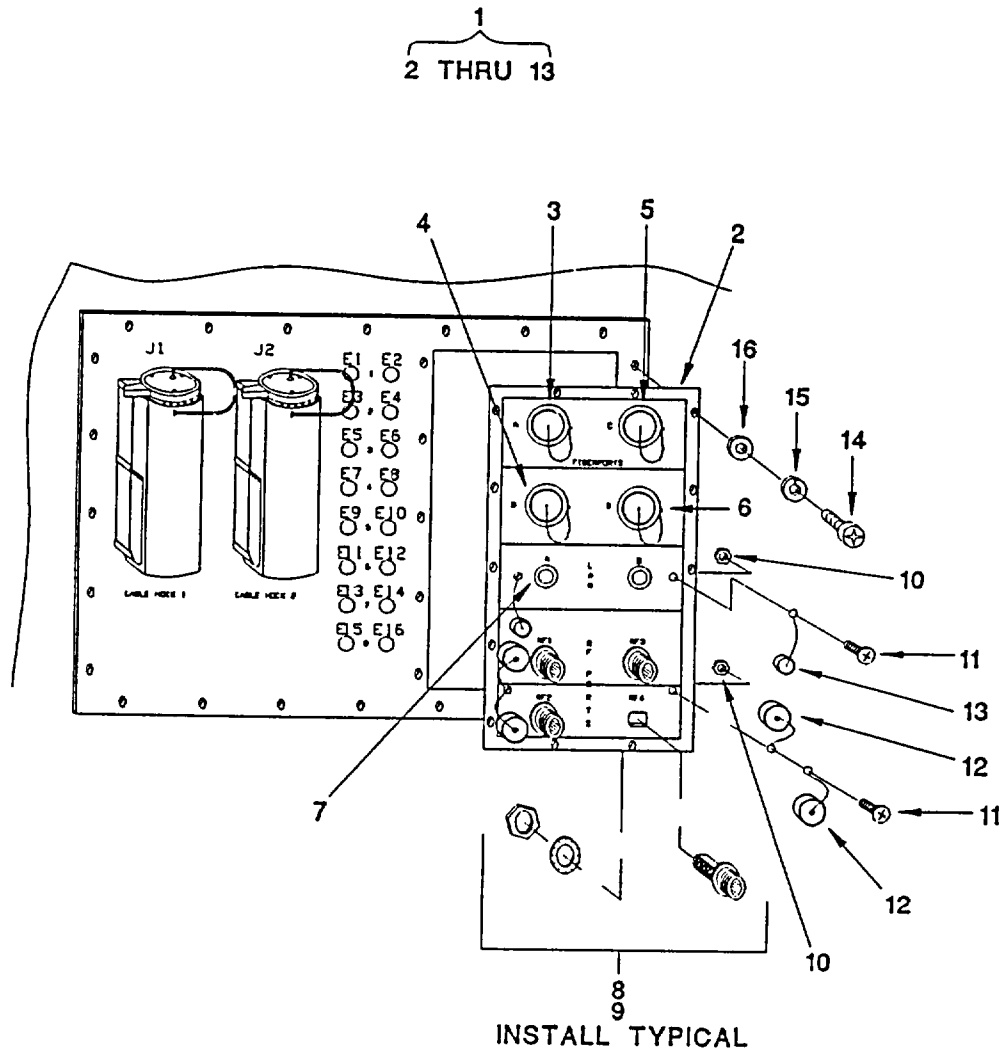


Figure 29. Waterfall Panel Assembly



SECTION II

TM 10-5411-222-24P

(1) ITEM NO	(2) SMR CODE	(3) NSN	(4) CAGEC	(5) PART NUMBER	(6) DESCRIPTION AND USABLE ON CODES (UOC)	(7) QTY
GROUP 03 BRACKET ASSEMBLY						
FIGURE 29 WATERFALL PANEL ASSEMBLY						
1	XBOZZ		81337	17-1-7774-1	..WATERFALL PAN ASSLY .....	1
2	PAFZZ		81337	17-1-7767-1	...PANEL, INDICATOR .....	1
3	PAFZZ		81337	17-1-7722-1	...CABLE ASSEMBLY, FIBE .....	1
4	PAFZZ		81337	17-1-7722-2	...CABLE ASSEMBLY, FIBE .....	1
5	PAFZZ		81337	17-1-7722-3	...CABLE ASSEMBLY, FIBE .....	1
6	PAFZZ		81337	17-1-7722-4	...CABLE ASSEMBLY, FIBE .....	1
7	XBOZZ		81337	17-1-6639-1	...ADAPTER, BNC.....	2
8	XDOZZ		81349	M55339/04-00030	...ADAPTER, CONNECTOR .....	4
9	PAOZA	5935009044050	81349	M55339/03-00027	...ADAPTER, CONNECTOR .....	4
10	PAOZZ	5310000880551	96906	MS21044N04	...NUT, SELF-LOCKING, HE .....	6
11	PAOZZ	5305000545649	96906	MS51957-15	...SCREW, MACHINE .....	6
12	PAOZZ	5935001130352	81349	M39012/25-0011	...COVER, ELECTRICAL CO .....	4
13	XBOZZ		81337	17-1-6641-1	...CAP, TERMINATOR.....	2
14	PAOZZ	5305000546673	96906	MS51957-48	..SCREW, MACHINE .....	14
15	PAOZZ	5310009338119	96906	MS35338-137	..WASHER, LOCK .....	14
16	PAOZZ	5310002255328	96906	MS15795-841	..WASHER, FLAT .....	14

END OF FIGURE

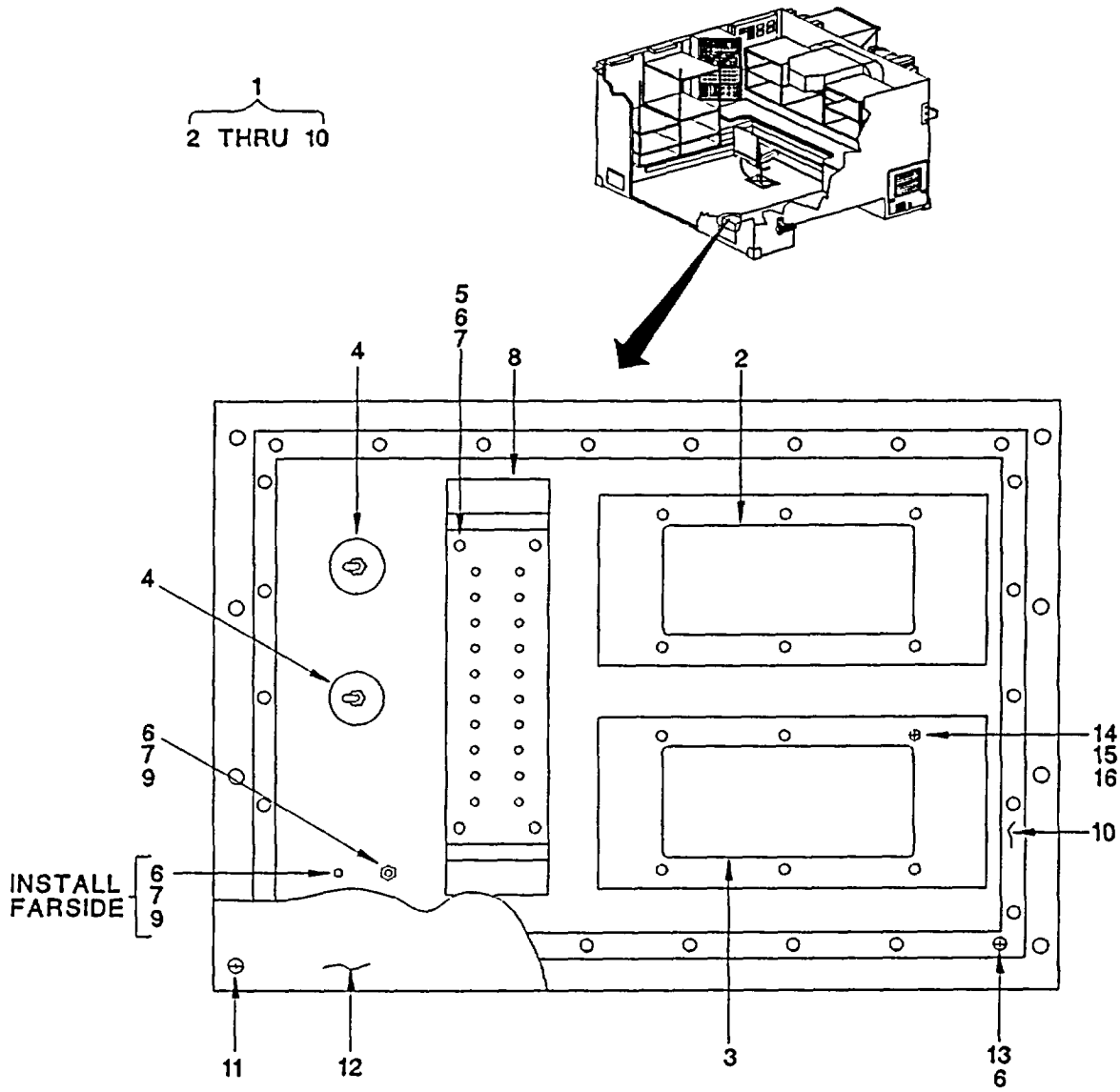


Figure 30. TIP Signal Plate Assembly

**SECTION II**

**TM 10-5411-222-24P**

(1) ITEM NO	(2) SMR CODE	(3) NSN	(4) CAGEC	(5) PART NUMBER	(6) DESCRIPTION AND USABLE ON CODES (UOC)	(7) QTY
					GROUP 03 BRACKET ASSEMBLY	
					FIGURE 30 TIP SIGNAL PLATE ASSEMBLY	
1	XCOOO		81337	17-1-7260-1	..PLATE ASSY, TIP SIG.....	1
2	XBOZZ		81337	17-1-6631-1	...FILTER, DATA .....	1
3	XBOZZ		81337	17-1-6632-1	...FILTER, CONTROL .....	1
4	PAOZZ		81349	M15733/72-0043	...FILTER, RADIO FREQUE .....	2
5	PAOZZ	5305000546671	96906	MS51957-46	...SCREW, MACHINE .....	4
6	PAOZZ	5310009338119	96906	MS35338-137	...WASHER, LOCK .....	34
7	PAOZZ	5310002255328	96906	MS15795-841	...WASHER, FLAT .....	10
8	XBOZZ		81337	17-1-7273-1	...VARISTOR PLATE ASSY.....	1
9	PAOZZ	5310009349759	96906	MS35649-284	...NUT, PLAIN, HEXAGON.....	4
10	XBOZZ		81337	17-1-7268-1	...PLATE, TIP SIGNAL M.....	1
11	PAOZZ	5305007640070	96906	MS51959-46	..SCREW, MACHINE. ....	7
12	XBOZZ		81337	17-1-7264-1	..COVER, RIGHT.....	1
13	PAOZZ	5305000546672	96906	MS51957-47	..SCREW, MACHINE. ....	26
14	PAOZZ	5310009349765	96906	MS35650-304	..NUT, PLAIN, HEXAGON.....	12
15	PAOZZ	5310009338120	96906	MS35338-138	..WASHER, LOCK. ....	12
16	PAOZZ	5310008839384	96906	MS15795-842	..WASHER, FLAT .....	12

END OF FIGURE

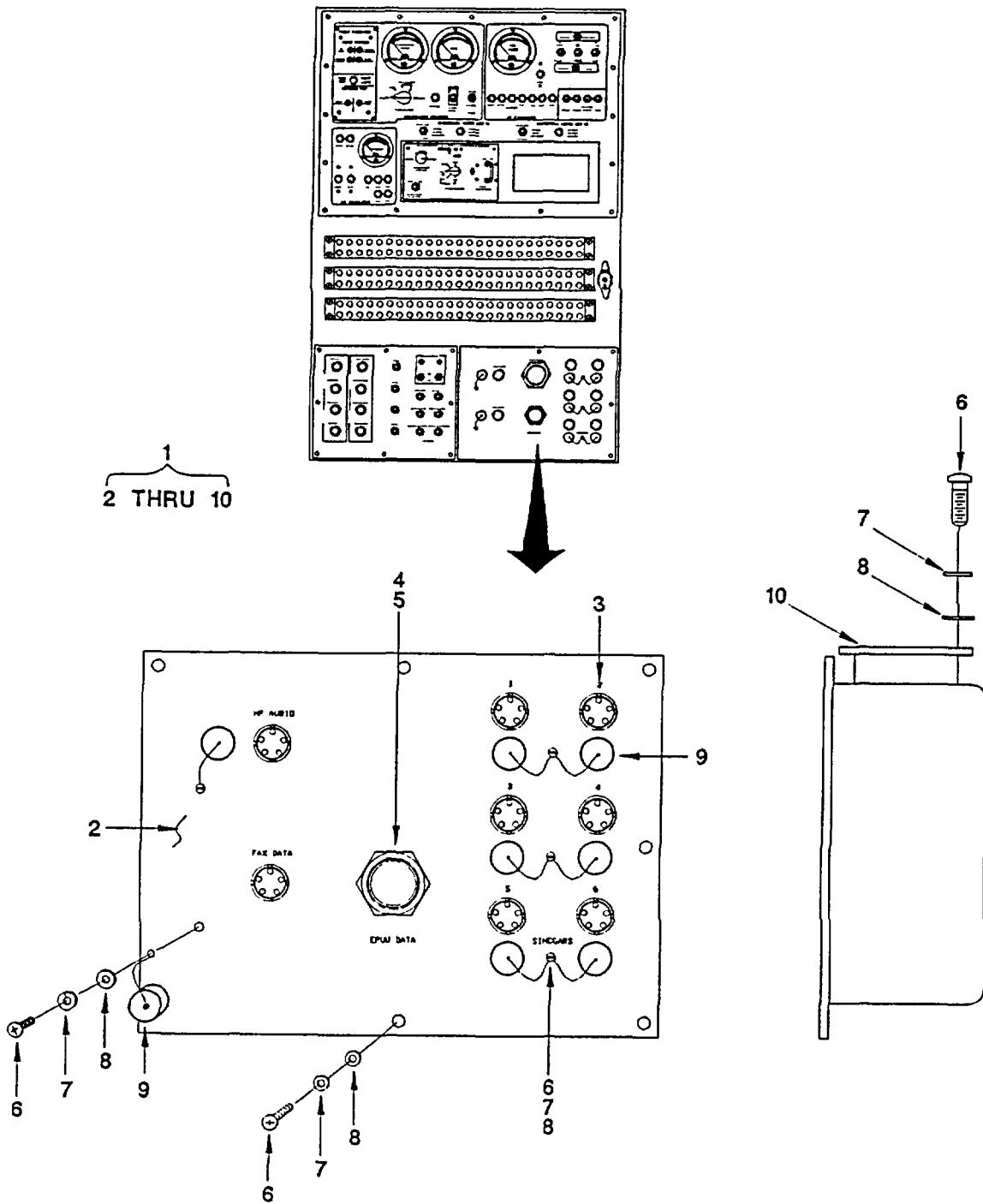


Figure 31. Signal Patch Faceplate

**SECTION II**

**TM 10-5411-222-24P**

(1) ITEM NO	(2) SMR CODE	(3) NSN	(4) CAGEC	(5) PART NUMBER	(6) DESCRIPTION AND USABLE ON CODES (UOC) GROUP 03 BRACKET ASSEMBLY FIGURE 31 SIGNAL PATCH FACEPLATE	(7) QTY
1	XBOZZ		81337	17-1-7311-1	..SIGNAL PATCH FACEPL.....	1
2	XBOZZ		81337	17-1-7337-1	...FACEPLATE, SIGNAL P .....	1
3	PAFZZ		81337	17-1-7330-1	...CABLE ASSEMBLY, SPEC.....	8
4	PAFZZ		81337	17-1-7332-1	...CABLE ASSEMBLY, SPEC.....	1
5	PAOZZ	5935012798630	81349	D38999/33W13N	...COVER, ELECTRICAL CO.....	1
6	PAOZZ	5305000546671	96906	MS51957-46	...SCREW, MACHINE .....	40
7	PAOZZ	5310009338119	96906	MS35338-137	...WASHER, LOCK .....	40
8	PAOZZ	5310002255328	96906	MS15795-841	...WASHER, FLAT .....	40
9	XBOZZ		81337	17-1-6658-1	...DUST CAP .....	8
10	XBOZZ		81337	17-1-7313-1	...PLATE, ACCESS.....	2

END OF FIGURE

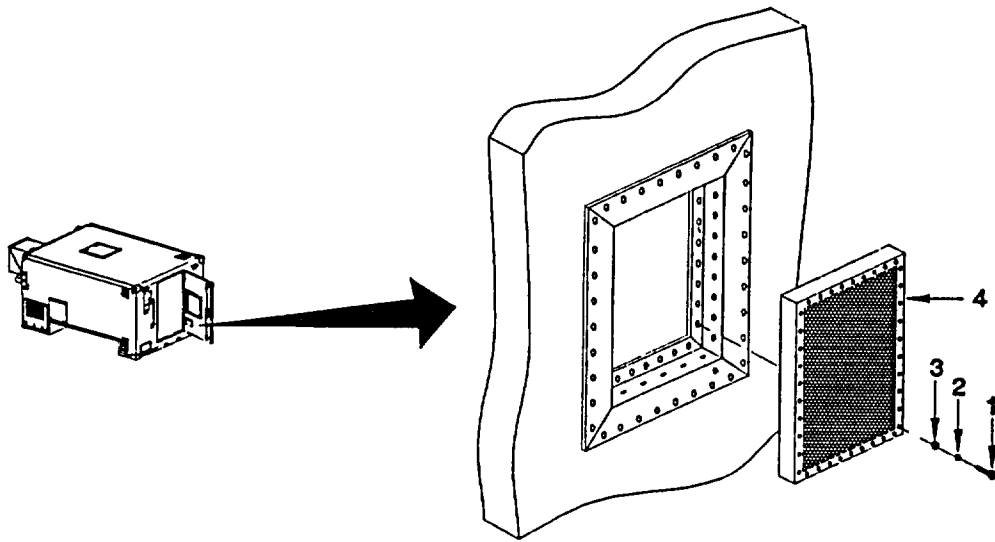


Figure 32. Rapid Decompression Installation

**SECTION II**

**TM 10-5411-222-24P**

(1) ITEM NO	(2) SMR CODE	(3) NSN	(4) CAGEC	(5) PART NUMBER	(6) DESCRIPTION AND USABLE ON CODES (UOC)	(7) QTY
					GROUP 03 BRACKET ASSEMBLY	
					FIGURE 32 RAPID DECOMPRESSION INSTALLATION	
	XBOZZ		81337	17-1-8544-1	..RAPID DECOMPRESSION.....	1
1	PAOZZ	5305000546674	96906	MS51957-49	..SCREW, MACHINE .....	38
2	PAOZZ	5310009338119	96906	MS35338-137	..WASHER, LOCK .....	38
3	PAOZZ	5310002255328	96906	MS15795-841	..WASHER, FLAT .....	38
4	XBOZZ		81337	17-1-8537-1	..FILTER, RFI, RAPID .....	1

END OF FIGURE

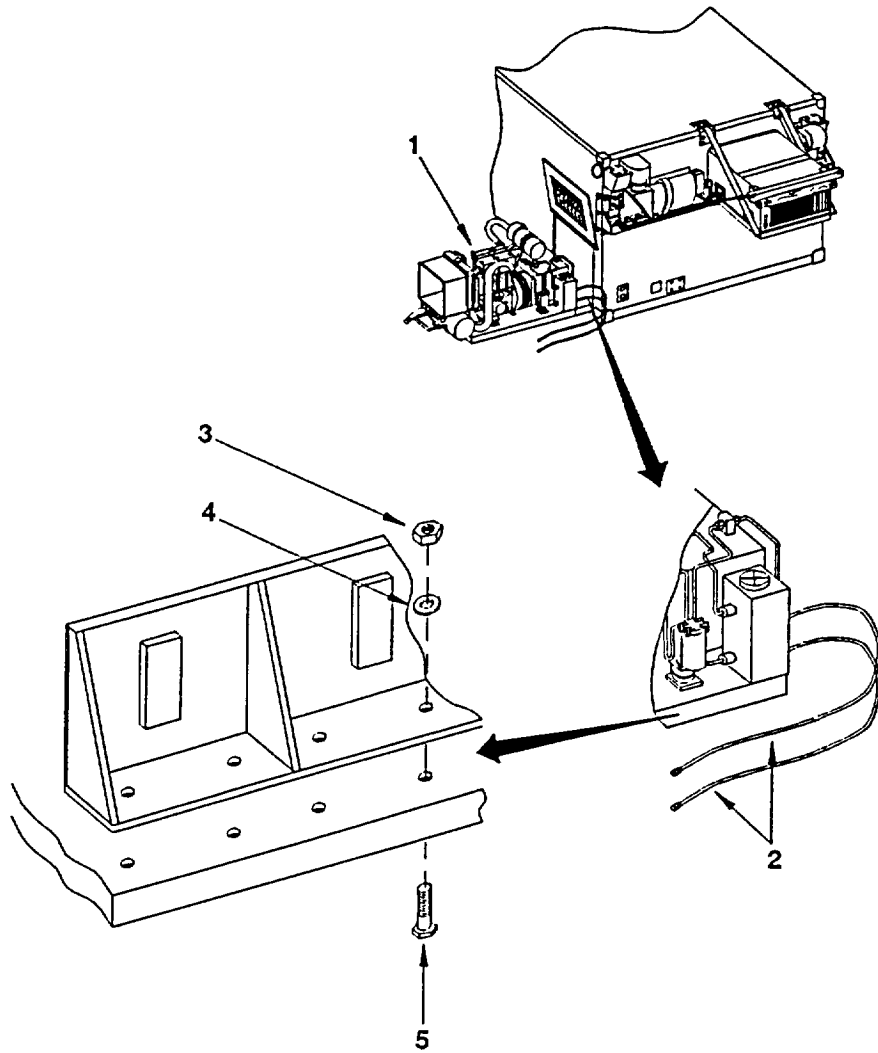


Figure 33. Genset Installation



**SECTION II**

**TM 10-5411-222-24P**

(1) ITEM NO	(2) SMR CODE	(3) NSN	(4) CAGEC	(5) PART NUMBER	(6) DESCRIPTION AND USABLE ON CODES (UOC) GROUP	(7) QTY
					04 GENSET INSTALLATION	
					33 GENSET INSTALLATION	
	XCOOO		81337	17-1-7558-1	.GEN-SET INSTALLATIO.....	1
1	XDFFF		81337	17-1-9000	.GENERATOR SET, DIESE .....	1
2	XBOZZ		81337	17-1-7579-1	.FUEL HOSE ASSEMBLY .....	2
3	PAOZZ	5310004883889	96906	MS51943-39	.NUT, SELF-LOCKING, HE .....	26
4	PAOZZ	5310008095998	96906	MS27183-18	.WASHER, FLAT .....	26
5	PAOZZ	5305000712074	80204	B1821BH050C275N	.SCREW, CAP, HEXAGON H.....	26

END OF FIGURE

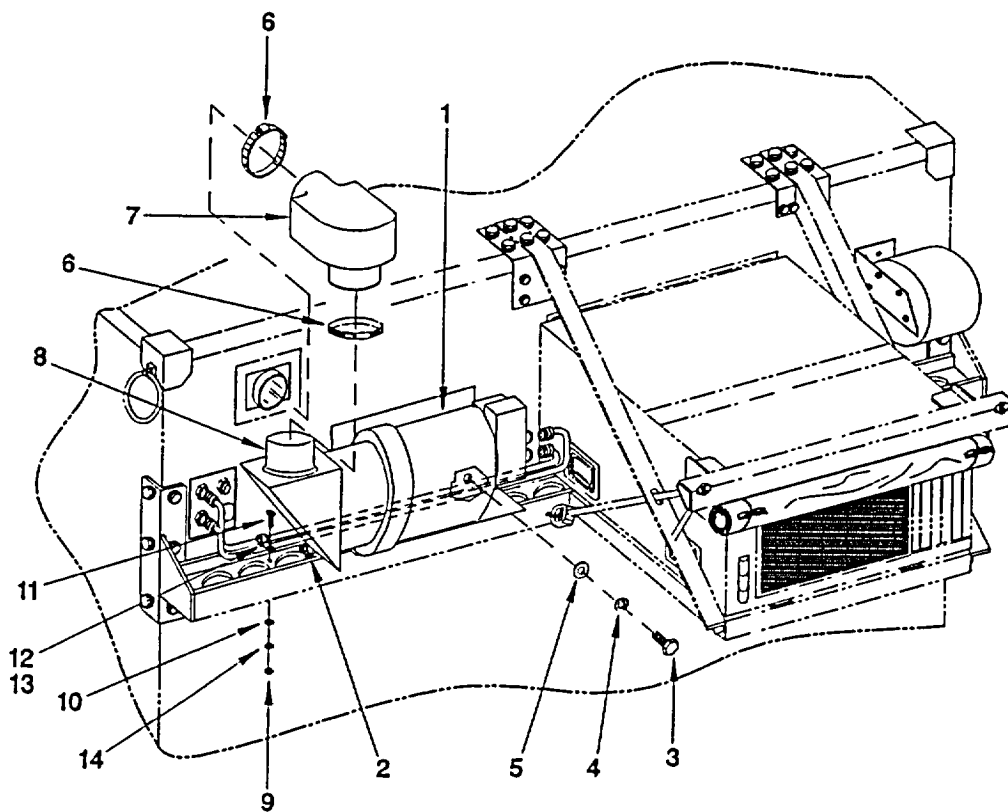


Figure 34. Gas Particulate Filter Unit (GPFU) Installation

**SECTION II**

**TM 10-5411-222-24P**

(1) ITEM NO	(2) SMR CODE	(3) NSN	(4) CAGEC	(5) PART NUMBER	(6) DESCRIPTION AND USABLE ON CODES (UOC)	(7) QTY
					GROUP 05 GAS PARTICULATE FILTER UNIT	
					FIGURE 34 GAS PARTICULATE FILTER UNIT (CPFU) INSTALLATION	
1	XBOZZ		81361	E5-19-8892	FILTER UNIT, GAS PA .....	1
2	PAOZZ	5340002915323	96906	MS21919WDG4	CLAMP, LOOP .....	2
3	PAOZZ	5305007175460	96906	MS35307-359	SCREW, CAP, HEXAGON H.....	4
4	PAOZZ	5310009847042	96906	MS35338-141	WASHER, LOCK. ....	4
5	PAOZZ	5310007737618	96906	MS15795-814	WASHER, FLAT. ....	4
6	PAOZZ	4730009086294	75160	C16054	CLAMP, HOSE .....	2
7	XBOZZ		81337	17-1-6604-1	FILTER HOSE .....	1
8	XBOZZ		81337	17-1-6503-1	COLLAR, OUTLET.....	1
9	PAOZZ	5310009349765	96906	MS35650-304	NUT, PLAIN, HEXAGON.....	2
10	PAOZZ	5310005956772	96906	MS15795-808	WASHER, FLAT.....	2
11	PAOZZ	5305000593661	96906	MS51958-65	SCREW, MACHINE .....	2
12	PAOZZ	5340002008559	96906	MS21919WDG7	CLAMP, LOOP .....	2
13	PAOZZ	5340002915347	96906	MS21919WDG8	CLAMP, LOOP .....	2
14	PAOZZ	5310009338120	96906	MS35338-138	WASHER, LOCK. ....	2

END OF FIGURE

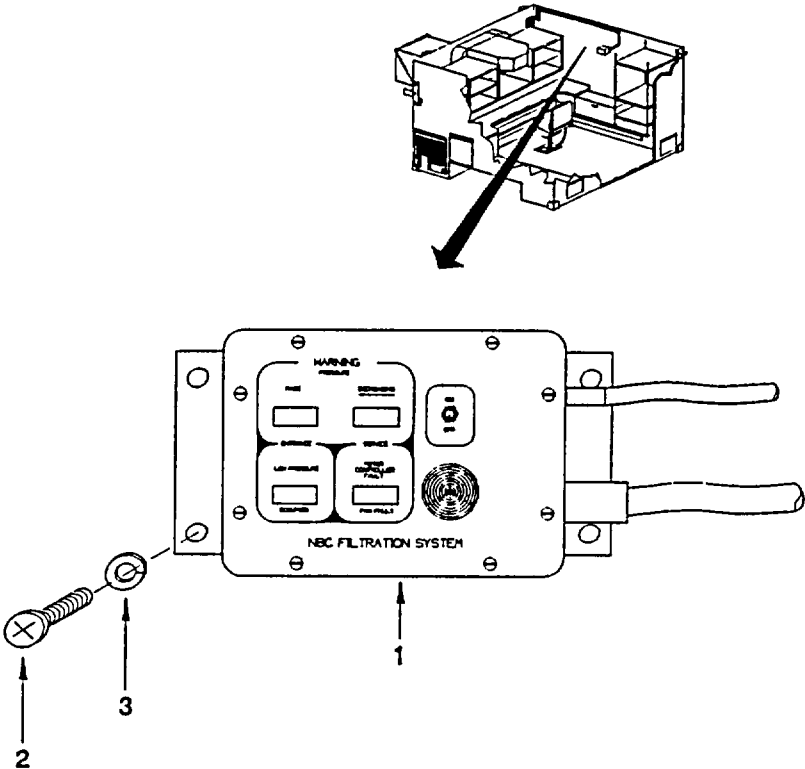


Figure 35. GPFU Control Panel

**SECTION II**

**TM 10-5411-222-24P**

(1) ITEM NO	(2) SMR CODE	(3) NSN	(4) CAGEC	(5) PART NUMBER	(6) DESCRIPTION AND USABLE ON CODES (UOC) GROUP	(7) QTY
					06 GPFU CONTROL PANEL	
					35 GPFU CONTROL PANEL	
1	PAOZF	4240013333919	81361	5-19-9118	..SYSTEM CONTROL MODU.....	1
2	PAOZZ	5305000593660	96906	MS51958-64	..SCREW, MACHINE. ....	4
3	PAOZZ	5310009338120	96906	MS35338-138	..WASHER, LOCK .....	4

END OF FIGURE

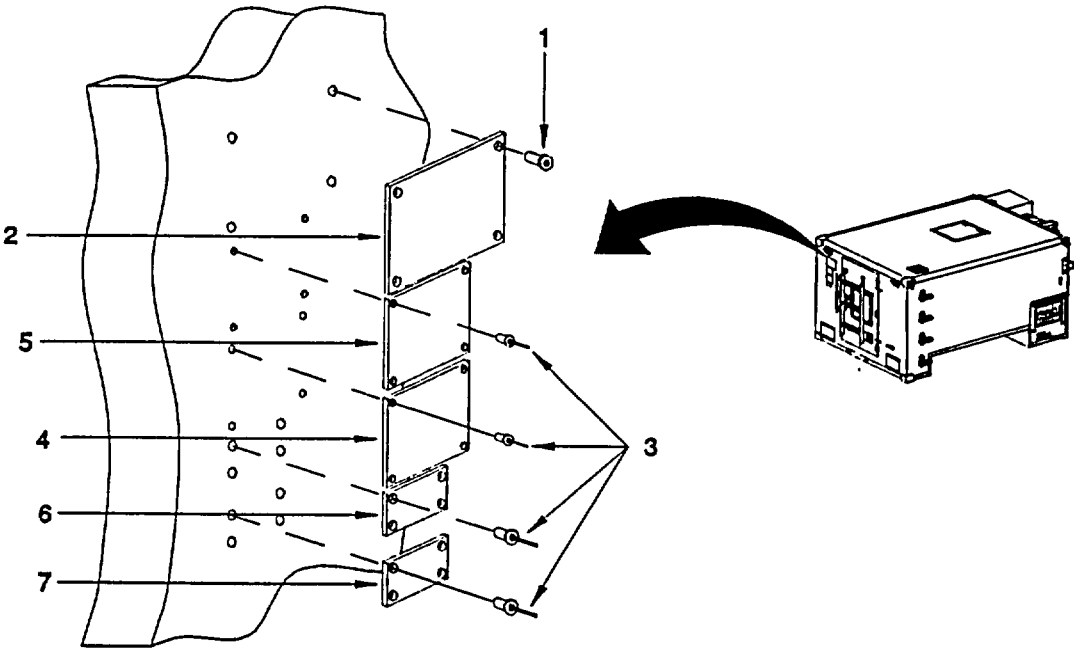


Figure 36. Data Plates

**SECTION II**

**TM 10-5411-222-24P**

(1) ITEM NO	(2) SMR CODE	(3) NSN	(4) CAGEC	(5) PART NUMBER	(6) DESCRIPTION AND USABLE ON CODES (UOC)	(7) QTY
					GROUP 07 NAMEPLATE INSTALLATION	
					FIGURE 36 DATA PLATES	
	XCOOO		81337	17-1-8157-1	NAMEPLATE INSTL .....	1
1	PAOZZ		80205	NAS1329S04B85	.NUT, PLAIN, BLIND RIV .....	4
2	XBOZZ		81337	17-1-3515-1	.PLATE, IDENTIFICATI .....	1
3	XBOZZ		07707	17-1-5711-1	.RIVET, BLIND .....	16
4	XBOZZ		81337	17-1-8112-1	.PLATE, DATA AIRCRAF .....	1
5	XBOZZ		81337	17-1-8111-1	.PLATE, PAINT INSTRU .....	1
6	XBOZZ		81337	17-1-8156-1	.PLATE, AIRBORNE INST.....	1
7	XBOZZ		81337	17-1-8589-1	.PLATE, WARRANTY .....	1

END OF FIGURE





**SECTION II**

**TM 10-5411-222-24P**

(1) ITEM NO	(2) SMR CODE	(3) NSN	(4) CAGEC	(5) PART NUMBER	(6) DESCRIPTION AND USABLE ON CODES (UOC)	(7) QTY
					GROUP 08 ENTRANCE PANEL ASSEMBLY	
					FIGURE 37 ENTRANCE PANEL ASSEMBLY	
	XCOOO		81337	17-1-7004-1	CAPE INSTALLATION.....	1
1	XBOZZ		81361	5-19-11565-1	.ENTRANCE PANEL ASSY.....	1
2	XBOZZ		81361	5-19-11578-1	.LEFT SUPPORT ASSY.....	1
3	XBOZZ		81361	5-19-11576-1	.TOP SUPPORT ASSY.....	1
4	XBOZZ		81337	17-1-7003-1	.RIGHT SUPPORT ASSEM.....	1
5	XBOZZ		81361	5-19-11569-1	.ROPE CHANNEL.....	1
6	PAOZZ	5305007024523	96906	MHS35307-306	.SCREW, CAP, HEXAGON H.....	13
7	PAOZZ	5310009338121	96906	MS35338-139	.WASHER, LOCK.....	14
8	PAOZZ	5310005825677	96906	MS15795-810	.WASHER, FLAT.....	14
9	PAOZZ	5305002078253	96906	MS35307-308	.SCREW, CAP, HEXAGON H.....	1
10	XBOZZ		81361	5-19-11579-1	.SPRING ASSY.....	1
11	XBOZZ		81361	5-19-11568-1	..SPRING, FLAT.....	1
12	XBOZZ		81361	5-19-11573-1	..HOOK.....	1
13	PAOZZ		96906	MS24693-274	..SCREW, MACHINE.....	6
14	PAOZZ	5310005956772	96906	MS15795-808	..WASHER, FLAT.....	6
15	PAOZZ	5310008775797	96906	MS21044N3	..NUT, SELF-LOCKING, HE.....	6

END OF FIGURE

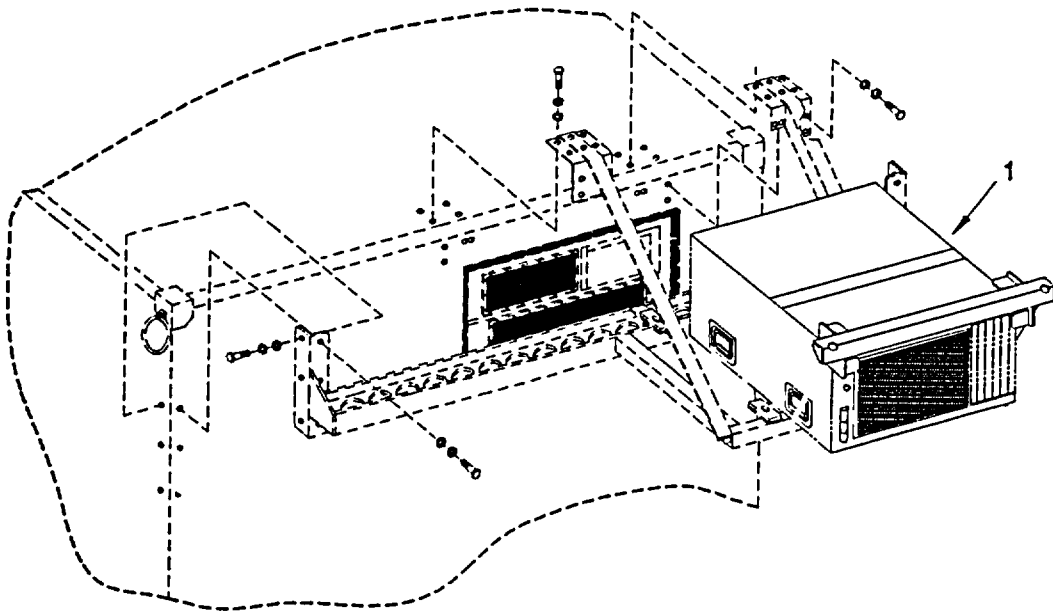


Figure 38. Environmental Control Unit

**SECTION II**

**TM 10-5411-222-24P**

(1) ITEM NO	(2) SMR CODE	(3) NSN	(4) CAGEC	(5) PART NUMBER	(6) DESCRIPTION AND USABLE ON CODES (UOC)	(7) QTY
					GROUP 09 AIR CONDITIONER INSTALLATION	
					FIGURE 38 ENVIRONMENTAL CONTROL UNIT (ECU)	
1	XCOFF		97403	13225E8452	ECU.....	1

END OF FIGURE

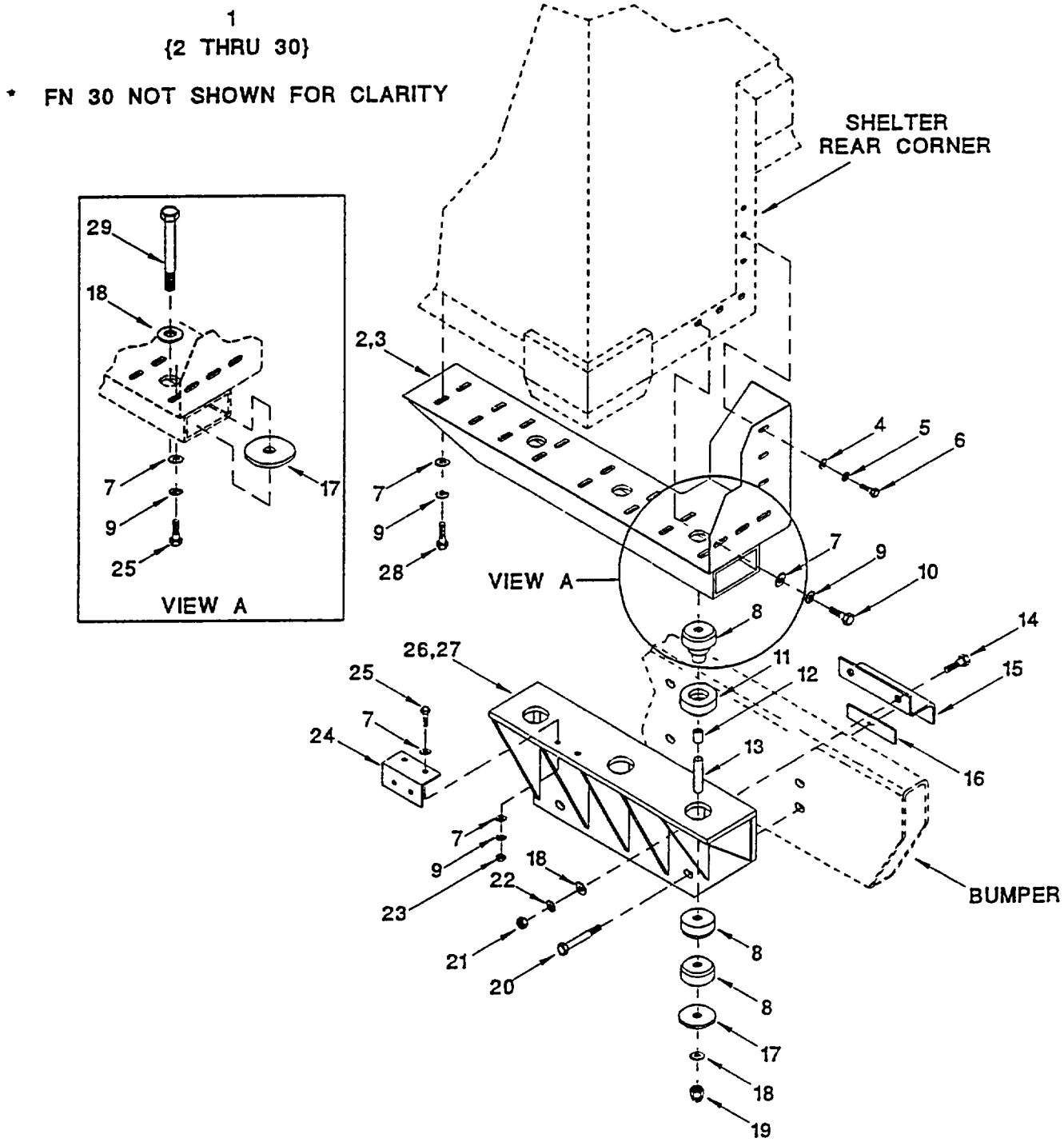


Figure 39. HMMWV Mounting Kit (Sheet 1 of 2)

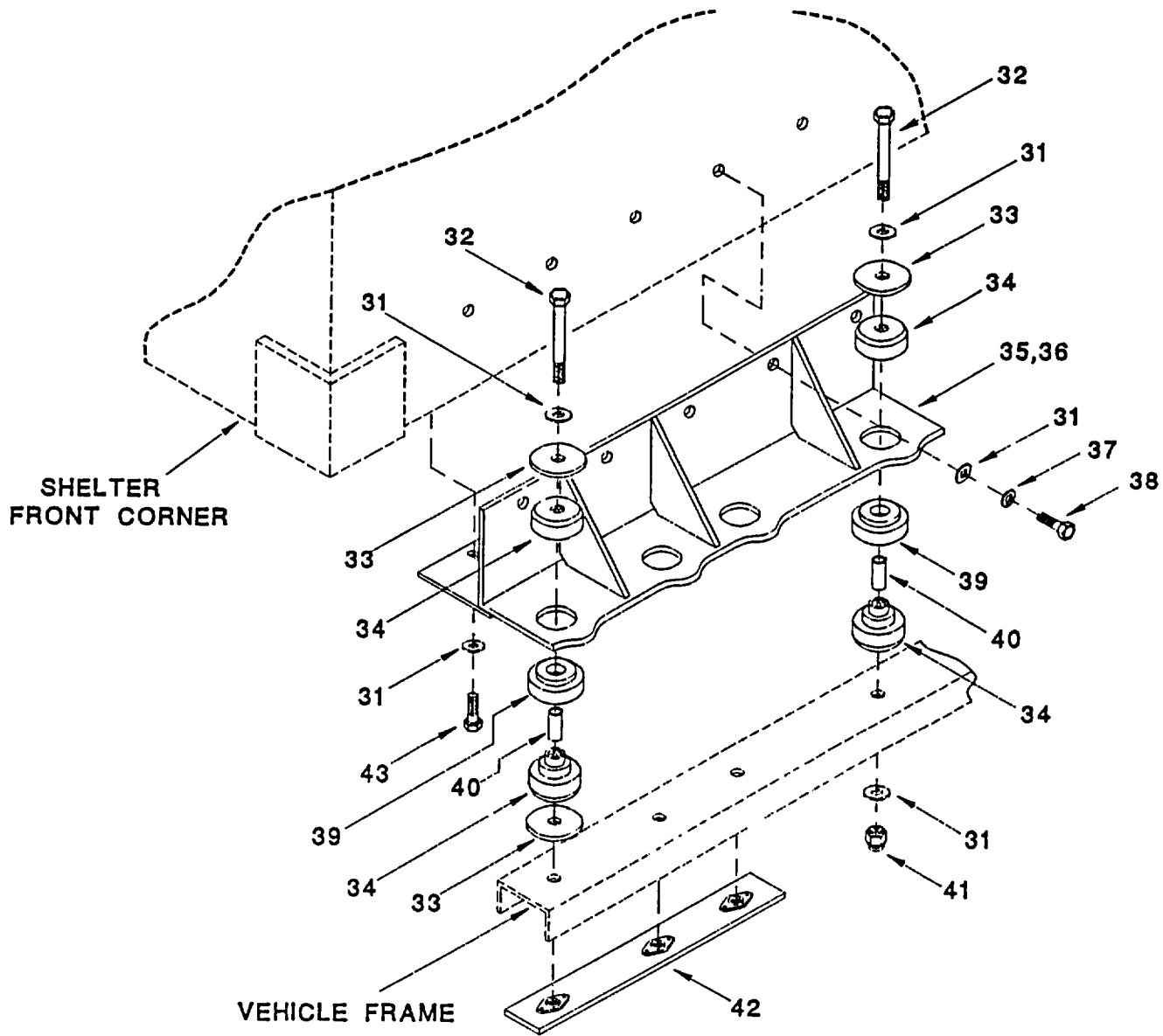


Figure 39. HMMWV Mounting Kit (Sheet 2 of 2)

## SECTION II

TM 10-5411-222-24P

(1) ITEM NO	(2) SMR CODE	(3) NSN	(4) CAGEC	(5) PART NUMBER	(6) DESCRIPTION AND USABLE ON CODES (UOC)	(7) QTY
					GROUP 10 HMMWV MOUNTING KIT	
					FIGURE 39 HHMMWV MOUNTING KIT	
	XCOOF	5410014410266	81337	17-1-8584-1	MOUNTING KIT, SHELTE .....	V
0	XCOOF	5410014410266	81337	17-1-8584-1	MOUNTING KIT, SHELTE .....	V
1	XBOZZ		81337	17-1-8563-1	MOUNTING ASSY, REAR.....	1
2	XBOZZ		81337	17-1-8221-1	.ADAPTER, MOUNTING RIGHT SIDE .....	1
3	XBOZZ		81337	17-1-8221-2	.ADAPTER, MOUNTING LEFT SIDE .....	1
4	XBOZZ		96906	MS15795-810	.WASHER, FLAT .....	6
5	XBOZZ	5310009338121	96906	MS35338-139	.WASHER, LOCK. ....	6
6	XBOZZ	5305000213620	96906	MS35307-307	.SCREW, CAP, HEXAGON H.....	6
7	KFOZZ	5310007737618	96906	MS15795-814	.WASHER, FLAT .....	46
8	KFDZZ		81337	17-1-3607-1	.ISOLATOR .....	12
9	XBOZZ	5310009847042	96906	MS35338-141	.WASHER, LOCK. ....	42
11	XBOZZ		81337	17-1-3605-2	.WASHER, ISOLATOR MNT .....	6
12	XBOZZ		81337	17-1-8243-1	.SPACE R.....	6
13	XBOZZ		80205	NAS43HT8-156	.SPACER, SLEEVE .....	6
14	XBOZZ	5305000712069	80204	B1821BH050C150N	.SCREW, CAP, HEXAGON H.....	4
15	XBOZZ		81337	17-1-8245-1	.BRACKET, CLAMPING .....	2
16	XBOZZ		81337	17-1-8244-1	.SHIM, BRACKET .....	2
17	XBOZZ		81337	17-1-3606-1	.WASHER, ISOLATOR MNT .....	12
18	XBOZZ		88044	AN960C816	.WASHER, FLAT .....	16
19	XDOZZ		96906	MS21045C8	.NUT, SELF-LOCKING, HE .....	6
20	XBOZZ	5305000712076	80204	B1821BH050C325N	.SCREW, CAP, HEXAGON H.....	8
21	XBOZZ		96906	MS51967-14	.NUT, HEX. ....	4
22	XBOZZ		96906	MS35338-48	.WASHER, LOCK .....	4
23	XBOZZ	5310009138881	96906	MS51971-3	.NUT, PLAIN, HEXAGON .....	4
24	XBOZZ		81337	17-1-8246-1	.BRACKET, TAIL LIGHT.....	2
25	XBOZZ	5305002081429	96906	MS35307-363	.SCREW, CAP, HEXAGON H.....	8
26	XBOZZ		81337	17-1-8220-2	.BRACKET, REAR MOUNT, RIGHT SIDE .....	1
27	XBOZZ		81337	17-1-8220-1	.BRACKET, REAR MOUNT, LEFT SIDE .....	1
28	XBOZZ	5305007215665	96906	MS35307-361	.SCREW, CAP, HEXAGON H.....	28
29	XBOZZ		96906	MS35308-426	.SCREW, CAP, HEX HD .....	6
30	XBOZZ		81337	17-1-6854-1	.GROMMET.....	2
31	XBOZZ		88044	AN960C816	.WASHER, FLAT .....	28
32	XBOZZ		96906	MS35308-426	.SCREW, CAP, HEX HD .....	8
33	XBOZZ		81337	17-1-3606-1	.WASHER, ISOLATOR .....	14
34	XBOZZ		81337	17-1-3607-1	.ISOLATOR, MNT INSTL.....	8
35	XBOZZ		81337	17-1-3599-2	.ANGLE ASSY, MOUNT, LEFT SIDE .....	1
36	XBOZZ		81337	17-1-3599-1	.ANGLE ASSY, MOUNT, RIGHT SIDE .....	1
37	XBOZZ	5310009338778	96906	MS35338-143	.WASHER, LOCK. ....	10
38	XBOZZ	5305005585429	96906	MS35307-410	.SCREW, CAP, HEXAGON H.....	10
39	XBOZZ		81337	17-1-3605-1	.WASHER, ISOLATOR MNT .....	8
40	XBOZZ		80205	NAS43HT8-156	.SPACER, SLEEVE .....	8
41	XDOZZ		96906	MS21045C8	.NUT, SELF-LOCKING, HE .....	2
42	XBOZZ		81337	17-1-3597-1	.BAR ASSY, MNT KIT .....	2
43	XBOZZ		88044	AN8C7	.BOLT, MACHINE .....	8

END OF FIGURE

**SECTION II**

**TM 10-5411-222-24P**

(1) ITEM NO	(2) SMR CODE	(3) NSN	(4) CAGEC	(5) PART NUMBER	(6) DESCRIPTION AND USABLE ON CODES (UOC)	(7) QTY
					GROUP 11 BULK	
					FIGURE BULK	
1	PAOZZ	6145005482925	81348	QQB575R36T0781	BRAID, WIRE ..... V	
2	XBOZZ		81337	17-1-6609-1	GASKET .....	1
3	XBOZZ		81337	17-1-8037-1	GASKET .....	1
4	XBOZZ		81337	17-1-8037-2	GASKET .....	1
5	XBOZZ		81337	17-1-8041-1	GASKET .....	1
6	XBOZZ		71643	200A	GASKET .....	1
7	XBOZZ		81337	17-1-8552-1	HINGE, DOOR .....	1
8	XBOZZ		18565	01-0504-6424	SEAL, RFI.....	1
9	XBOZZ	5940001141310	96906	MS25036-119	TERMINAL, LUG .....	2
10	XBOZZ	5940005574343	96906	MS25036-121	TERMINAL, LUG .....	2

END OF FIGURE

**BULK-1**

## CROSS-REFERENCE INDEXES

NATIONAL STOCK NUMBER INDEX					
STOCK NUMBER	FIG.	ITEM	STOCK NUMBER	FIG.	ITEM
5305-00-021-3616	9	2	5305-00-059-3661	20	5
5930-00-044-3518	21	26		26	12
5305-00-044-4167	5	20		34	11
5305-00-054-5649	29	11	5305-00-059-3662	20	17
5305-00-054-5651	23	19		23	27
5305-00-054-6652	21	6	5305-00-059-3663	12	4
5305-00-054-6654	23	20	5310-00-067-6357	9	10
	24	10		16	31
5305-00-054-6655	2	16		17	20
	20	27		18	28
5305-00-054-6656	6	10		22	3
5305-00-054-6657	24	9	5305-00-068-0510	9	5
5305-00-054-6667	21	15	5305-00-071-1316	10	2
5305-00-054-6668	22	5		11	2
5305-00-054-6670	21	3		13	2
	23	21		14	2
	28	3		16	33
5305-00-054-6671	2	9		18	30
	20	1		22	2
	21	28	5305-00-071-2074	33	5
	24	2	5306-00-087-1629	5	2
	25	2	5310-00-088-0551	23	26
	26	21		29	10
	28	9	5935-00-113-0352	29	12
	30	5	5306-00-144-3649	3	7
	31	6	5306-00-156-2340	4	7
5305-00-054-6672	27	14	5310-00-167-0766	7	10
	30	13	5310-00-167-0804	4	21
5305-00-054-6673	29	14	5310-00-167-0805	6	4
5305-00-054-6674	5	16	5310-00-167-1283	6	3
	9	12	5340-00-200-8559	26	15
	32	1		34	12
5305-00-057-4593	5	15	5305-00-207-8253	20	44
5305-00-059-3657	1	5		37	9
5305-00-059-3659	6	14	5925-00-224-7422	21	10
	16	16	5310-00-225-5328	5	18
	17	10		9	14
	18	9		20	3
	23	22		21	30
	26	7		22	7
5305-00-059-3660	4	3		24	4
	12	2		25	4
	14	6		28	11
	16	6		29	16
	17	11		30	7
	18	10		31	8
	19	2		32	3
	26	17	5306-00-226-4826	3	4
	27	19	5315-00-234-1863	6	2
	35	2	5340-00-286-9427	26	19



## CROSS-REFERENCE INDEXES

NATIONAL STOCK NUMBER INDEX					
STOCK NUMBER	FIG.	ITEM	STOCK NUMBER	FIG.	ITEM
5340-00-291-5323	34	2	5305-00-702-4523	1	2
5340-00-291-5347	34	13		15	2
5310-00-407-9566	3	5		16	29
4010-00-436-3300	6	7		17	16
5305-00-455-0315	16	25		18	17
	18	24		37	6
5905-00-459-2558	23	13	5305-00-702-4524	8	13
5310-00-477-6768	20	37	5305-00-717-5460	34	3
5310-00-488-3889	33	3	5310-00-722-5998	2	18
5925-00-490-0159	20	51	5305-00-764-0070	27	25
5310-00-531-9515	7	6		30	11
	20	22	5310-00-767-9425	8	14
5310-00-543-2739	23	23	5310-00-773-7618	16	22
6145-00-548-2925	BULK	1		18	23
5310-00-550-1130	10	3		20	39
	11	3		34	5
	13	3	5310-00-782-1349	20	14
	14	3	5310-00-809-5998	33	4
5920-00-556-0144	20	53	5310-00-811-3494	21	2
5310-00-576-5752	12	3		27	11
	14	7	5306-00-817-4989	16	21
	16	9		18	20
	17	13	5305-00-824-2024	8	2
	18	12	5315-00-842-3044	12	8
5310-00-579-0079	23	24	5310-00-877-5797	12	6
5310-00-582-5677	1	4		26	3
	5	4		27	4
	9	4		37	15
	15	4	5310-00-880-5976	20	26
	16	27		24	8
	17	17	5310-00-880-5978	2	11
	18	15		27	13
	20	43	5925-00-881-2463	21	7
	37	8	5310-00-883-9384	1	7
5310-00-582-5965	4	8		3	9
5340-00-584-6556	27	20		4	5
5310-00-595-6772	34	10		6	16
	37	14		16	15
5930-00-615-7952	21	11		20	7
5945-00-617-6286	20	8		26	14
5310-00-625-5756	16	19		27	6
	18	18		30	16
5930-00-655-1575	25	8	5355-00-899-9014	21	19
5930-00-655-4241	21	13	5310-00-903-5966	1	9
5930-00-655-4248	21	27		20	42
5925-00-681-4952	21	5	5935-00-904-4050	26	11
5930-00-683-1522	21	12		29	9
5925-00-686-3299	21	9	5310-00-905-1691	1	12
5925-00-686-3301	21	8		20	20
5305-00-688-2020	21	16	4730-00-908-6294	34	6

## CROSS-REFERENCE INDEXES

NATIONAL STOCK NUMBER INDEX						
STOCK NUMBER	FIG.	ITEM	STOCK NUMBER	FIG.	ITEM	
5310-00-913-8881	15	5	5310-00-934-9765	27	17	
	16	24		30	14	
	18	21		34	9	
5310-00-929-6395	2	17	5310-00-953-8628	9	6	
	6	11	5310-00-974-6623	16	20	
	20	25		18	19	
	24	7	5310-00-984-7042	16	23	
5310-00-933-8118	20	13		18	22	
5310-00-933-8119	2	10		20	38	
	5	17		34	4	
	9	13	5305-00-993-2461	7	5	
	20	2	5305-00-993-2738	7	8	
	21	29	5340-01-046-5903	27	21	
	24	3	5935-01-048-8403	25	5	
	25	3	5310-01-142-9429	26	8	
	26	22	5999-01-167-0838	20	48	
	27	12	5935-01-180-8240	2	15	
	28	10	5999-01-192-0010	20	47	
	29	15	5307-01-205-8830	27	8	
	30	6	5320-01-210-7498	5	28	
	31	7	5320-01-210-7955	8	5	
	32	2	5999-01-221-1740	20	49	
	5310-00-933-8120	1	6	5935-01-262-2529	2	14
		3	8	5306-01-274-6069	6	5
		4	4	5935-01-279-8630	31	5
6		15	5940-01-280-9305	20	19	
19		3	5915-01-287-3421	20	34	
20		6	4240-01-333-3919	35	1	
22		6	5915-01-349-0084	20	33	
23		25		27	15	
26		13	5315-01-359-1451	6	6	
27		5	5915-01-398-6233	20	32	
28		4	5915-01-435-5191	20	31	
30		15	3510-01-441-0267	19	1	
34		14	5410-01-441-0269	9	1	
35		3				
5310-00-933-8121		1	3			
		5	3			
		9	3			
	15	3				
	16	28				
	17	18				
	18	16				
	20	21				
	37	7				
	5310-00-934-9748	20	12			
5310-00-934-9759	24	16				
	30	9				
5310-00-934-9761	20	24				
	24	6				

## CROSS-REFERENCE INDEXES

CAGEC	PART NUMBER	PART NUMBER INDEX STOCK NUMBER	FIG.	ITEM
07707	AD86H		7	2
ORXR4	AKFM802		2	2
88044	AN101C07		6	12
88044	AN3-10	5306-00-144-3649	3	7
81352	AN310C7	5310-00-167-1283	6	3
88044	AN4C10A	5306-00-156-2340	4	7
88044	AN7C7	5306-01-274-6069	6	5
88044	AN8C7		39	43
88044	AN960-C-416	5310-00-531-9515	20	22
88044	AN960C416	5310-00-531-9515	7	6
88044	AN960C716	5310-00-167-0805	6	4
88044	AN960C816		39	18
			39	31
88044	AN970-4	5310-00-167-0766	7	10
80063	A3160508		26	10
80204	B13216E6138-2		1	19
80204	B13216E6153		1	20
80204	B13216E68152		1	18
80204	B1821BH038C063N		15	9
80204	B1821BH025C075N		16	30
			18	27
80204	B1821BH025C100N		9	9
			17	19
80204	B1821BH031C088N	5306-00-226-4826	3	4
80204	B1821BH038C100N	5305-00-068-0510	9	5
80204	B1821BH038F175L		1	15
80204	B1821BH038F500L		1	16
80204	B1821BH050C150N		39	14
80204	B1821BH050C275N	5305-00-071-2074	33	5
80204	B1821BH050C325N		39	20
75160	C16054	4730-00-908-6294	34	6
81349	D38999/33W13N	5935-01-279-8630	31	5
0D4J7	D800660	5310-00-167-0804	4	21
81361	E5-19-8892		34	1
81349	FHN20G	5920-00-556-0144	20	53
81349	F03A250V3A		20	52
6P125	KUP-14D15-24		23	16
15309	MR26A050DCVVR		21	25
96906	MS15795-804	5310-00-782-1349	20	14
96906	MS15795-805	5310-00-722-5998	2	18
96906	MS15795-806	5310-00-880-5976	20	26
			24	8
96906	MS15795-807	5310-00-880-5978	2	11
			27	13
96906	MS15795-808	5310-00-595-6772	34	10
			37	14
96906	MS15795-810	5310-00-582-5677	1	4
			5	4
			9	4
			15	4
			16	27

## CROSS-REFERENCE INDEXES

STOCK NUMBER	FIG.	NATIONAL STOCK NUMBER INDEX		FIG.	ITEM
		ITEM	STOCK NUMBER		
96906	MS15795-810			17	17
				18	15
				20	43
				37	8
				39	4
96906	MS15795-812		5310-00-625-5756	16	19
96906	MS15795-814			18	18
				16	22
				18	23
				20	39
96906	MS15795-818			34	5
				39	7
				8	14
				5	18
				9	14
				20	3
				21	30
				22	7
				24	4
				25	4
				28	11
				29	16
				30	7
				31	8
				32	3
96906	MS15795-842			1	7
				3	9
				4	5
				6	16
				16	15
				20	7
				26	14
				27	6
				30	16
				5	11
96906	MS16208-4			5	11
96906	MS16208-8		5306-00-087-1629	5	2
96906	MS16996-9		5305-00-057-4593	5	15
96906	MS18029-3S-3		5940-01-280-9305	20	19
96906	MS20426AD5-9			8	4
96906	MS21044N04		5310-00-088-0551	23	26
96906	MS21044N08			29	10
				21	2
96906	MS21044N3			27	11
				12	6
				26	3
				27	4
				37	15
96906	MS21045C8			39	19
96906	MS21919WDG10			39	41
				27	20
96906	MS21919WDG12		5340-00-286-9427	26	19

## CROSS-REFERENCE INDEXES

		NATIONAL STOCK NUMBER INDEX			
STOCK NUMBER	FIG.	ITEM	STOCK NUMBER	FIG.	ITEM
96906	MS21919WDG4		5340-00-291-5323	34	2
96906	MS21919WDG7		5340-00-200-8559	26	15
				34	12
96906	MS21919WDG8		5340-00-291-5347	34	13
96906	MS21919WDG9		5340-01-046-5903	27	21
96906	MS24168-D1		5945-00-617-6286	20	8
96906	MS24523-33		5930-00-683-1522	21	12
96906	MS24524-21		5930-00-655-4248	21	27
96906	MS24524-23		5930-00-655-4241	21	13
96906	MS24665-283		5315-00-842-3044	12	8
96906	MS24665-285		5315-01-359-1451	6	6
96906	MS24665-300		5315-00-234-1863	6	2
96906	MS24693-S295		5305-00-044-4167	5	20
96906	MS24693-274			37	13
96906	MS24694-C49		5305-00-824-2024	8	2
96906	MS25036-119			BULK	9
96906	M?S25036-121			BULK	10
96906	MS25201-6		5930-00-044-3518	21	26
96906	MS25223-2		5930-00-615-7952	21	11
96906	MS25226-6-2			20	23
96906	MS25244-10		5925-00-681-4952	21	5
96906	MS25244-15		5925-00-686-3301	21	8
96906	MS25244-35		5925-00-686-3299	21	9
96906	MS25361-50		5925-00-490-0159	20	51
96906	MS25361-60		5925-00-881-2463	21	7
81349	MS25361-90			20	50
96906	MS27183-18		5310-00-809-5998	33	4
96906	MS27183-58			15	11
96906	MS27212-3-8			20	28
96906	MS3320-1		5925-00-224-7422	21	10
96906	MS3348-1-2L		5999-01-221-1740	20	49
96906	MS3348-1-6L		5999-01-192-0010	20	47
96906	MS3348-6-8L		5999-01-167-0838	20	48
96906	MS3475W12-3P		5935-01-262-2529	2	14
96906	MS35059-22		5930-00-655-1575	25	8
96906	MS35207-280		5305-00-993-2738	7	8
96906	MS35207-281		5305-00-993-2461	7	5
96906	MS35307-305		5305-00-021-3616	9	2
96906	MS35307-306		5305-00-702-4523	1	2
				15	2
				16	29
				17	16
				18	17
				37	6
96906	MS35307-307			39	6
96906	MS35307-308		5305-00-207-8253	20	44
				37	9
96906	MS35307-333		5306-00-817-4989	16	21
				18	20
96906	MS35307-359		5305-00-717-5460	34	3
96906	MS35307-361			39	28

CAGEC	PART NUMBER	PART NUMBER INDEX STOCK NUMBER	FIG.	ITEM
96906	MS35307-363		39	25
96906	MS35307-367	5305-00-455-0315	16	25
			18	24
96906	MS35307-410		39	38
96906	MS35308-305	5305-00-688-2020	21	16
96906	MS35308-413	5305-00-702-4524	8	13
96906	MS35308-426		39	29
			39	32
96906	MS35333-139	5310-01-142-9429	26	8
96906	MS35333-37	5310-00-579-0079	23	24
96906	MS35333-39	5310-00-576-5752	12	3
			14	7
			16	9
			17	13
			18	12
96906	MS35333-40	5310-00-550-1130	10	3
			11	3
			13	3
			14	3
96906	MS35333-72	5310-00-543-2739	23	23
96906	MS35338-135	5310-00-933-8118	20	13
96906	MS35338-136	5310-00-929-6395	2	17
			6	11
			20	25
			24	7
96906	MS35338-137	5310-00-933-8119	2	10
			5	17
			9	13
			20	2
			21	29
			24	3
			25	3
			26	22
			27	12
			28	10
			29	15
			30	6
			31	7
			32	2
96906	MS35338-138	5310-00-933-8120	1	6
			3	8
			4	4
			6	15
			19	3
			20	6
			22	6
			23	25
			26	13
			27	5
			28	4
			30	15

CAGEC	PART NUMBER	PART NUMBER INDEX		FIG.	ITEM
			STOCK NUMBER		
96906	MS35338-138		5310-00-933-8120	34	14
				35	3
96906	MS35338-139		5310-00-933-8121	1	3
				5	3
				9	3
				15	3
				16	28
				17	18
				18	16
				20	21
				37	7
				39	5
96906	MS35338-140		5310-00-974-6623	16	20
				18	19
96906	MS35338-141		5310-00-984-7042	16	23
				18	22
				20	38
				34	4
				39	9
96906	MS35338-143			39	37
96906	MS35338-44		5310-00-582-5965	4	8
96906	MS35338-45		5310-00-407-9566	3	5
96906	MS35338-46			15	10
96906	MS35338-48			39	22
96906	MS35649-2384		5310-00-477-6768	20	37
96906	MS35649-244		5310-00-934-9748	20	12
96906	MS35649-264		5310-00-934-9761	20	24
96906	MS35649-284		5310-00-934-9759	24	6
				24	16
				30	9
96906	MS35650-304		5310-00-934-9765	27	17
				30	14
				34	9
96906	MS45904-69		5310-00-067-6357	9	10
				16	31
				17	20
				18	28
				22	3
96906	MS45904-77		5310-00-953-8628	9	6
96906	MS51937-3C			15	6
96906	MS51943-39		5310-00-488-3889	33	3
96906	MS51957-15		5305-00-054-5649	29	11
96906	MS51957-17		5305-00-054-5651	23	19
96906	MS51957-28		5305-00-054-6652	21	6
96906	MS51957-30		5305-00-054-6654	23	20
96906	MS51957-31		5305-00-054-6655	24	10
				2	16
				20	27
96906	MS51957-32		5305-00-054-6656	6	10
96906	MS51957-33		5305-00-054-6657	24	9
96906	MS51957-42		5305-00-054-6667	21	15

CAGEC	PART NUMBER	PART NUMBER INDEX		FIG.	ITEM
			STOCK NUMBER		
96906	MS51957-43		5305-00-054-6668	22	5
96906	MS51957-45		5305-00-054-6670	21	3
				23	21
				28	3
96906	MS51957-46		5305-00-054-6671	2	9
				20	1
				21	28
				24	2
				25	2
				26	21
				28	9
				30	5
				31	6
96906	MS51957-47		5305-00-054-6672	27	14
				30	13
96906	MS51957-48		5305-00-054-6673	29	14
96906	MS51957-49		5305-00-054-6674	5	16
				9	12
				32	1
96906	MS51957-80		5305-00-071-1316	10	2
				11	2
				13	2
				14	2
				16	33
				18	30
				22	2
96906	MS51958-61		5305-00-059-3657	1	5
96906	MS51958-63		5305-00-059-3659	6	14
				16	16
				17	10
				18	9
				23	22
				26	7
96906	MS51958-64		5305-00-059-3660	4	3
				12	2
				14	6
				16	6
				17	11
				18	10
				19	2
				26	17
				27	19
				35	2
96906	MS51958-65		5305-00-059-3661	20	5
				26	12
				34	11
96906	MS51958-66		5305-00-059-3662	20	17
				23	27
96906	MS51958-67		5305-00-059-3663	12	4
96906	MS51959-46		5305-00-764-0070	27	25
				30	11



## CROSS-REFERENCE INDEXES

CAGEC	PART NUMBER	PART NUMBER INDEX STOCK NUMBER	FIG.	ITEM
96906	MS51967-14		39	21
96906	MS51971-1	5310-00-903-5966	1	9
			20	42
96906	MS51971-3	5310-00-913-8881	15	5
			16	24
			18	21
			39	23
96906	MS51972-1	5310-00-905-1691	1	12
			20	20
96906	MS90354U0603	5320-01-210-7955	8	5
96906	MS90354U0604	5320-01-210-7498	5	28
96906	MS90555C4412S		20	45
96906	MS90558C4412P		20	46
96906	MS91528-2K4B	5355-00-899-9014	21	19
81349	M15733/72-0043		30	4
81349	M15733/73-0037		20	36
81349	M15733/73-0040	5915-01-398-6233	20	32
81349	M15733/73-0043		20	35
81349	M15733/73-0046	5915-01-349-0084	20	33
			27	15
81349	M15733/73-0049	5915-01-287-3421	20	34
81349	M15733/73-0053	5915-01-435-5191	20	31
			27	23
81349	M24640/24-06U0		26	16
81349	M24640/6-03U0		26	18
81349	M39012/25-0011	5935-00-113-0352	29	12
81349	M55339/03-00027	5935-00-904-4050	26	11
			29	9
81349	M55339/04-00030		25	6
			29	8
81349	M55339/12-01138	5935-01-048-8403	25	5
81349	M63540/1-40C	5307-01-205-8830	27	8
81349	M85049/10-13W	5935-01-180-8240	2	15
80205	NAS1329S04B85		36	1
80205	NAS3104C6-10		1	13
80205	NAS43HT8-156		39	13
			39	40
80205	NAS6206-2		4	20
ORXR4	NDP101		2	3
81337	PB08NA01		24	13
			28	8
81337	PB08NA02		24	14
			28	7
81348	QQB575R36T0781	6145-00-548-2925	BULK	1
91637	RER75F7R50R	5905-00-459-2558	23	13
80063	SM-B-165452		4	19
80063	SM-B-340027	4010-00-436-3300	6	7
18565	01-0504-6424		BULK	8
19207	12342077-1		15	8
97403	13225E8452		1	8
			38	1

CAGEC	PART NUMBER	PART NUMBER INDEX STOCK NUMBER	FIG.	ITEM
81337	17-1-1639-1		2	5
81337	17-1-1641-1		2	1
81337	17-1-1643-1		2	4
81337	17-1-1646-1		2	12
81337	17-1-1650-1		2	7
81337	17-1-1651-1		2	6
81337	17-1-1652-1		1	1
			2	
81337	17-1-1670-1		2	13
81337	17-1-3501-01		3	
81337	17-1-3502-1		3	1
			4	
81337	17-1-3506-1		5	1
81337	17-1-3510-1		3	2
			7	
81337	17-1-3515-1		36	2
81337	17-1-3552-1		5	5
81337	17-1-3553-1		5	7
81337	17-1-3554-1		5	6
81337	17-1-3555-1		5	8
81337	17-1-3560-1		5	25
81337	17-1-3561-1		5	24
81337	17-1-3562-1		4	9
81337	17-1-3563-1		4	13
81337	17-1-3564-1		5	10
81337	17-1-3565-1		4	14
81337	17-1-3565-2		4	15
81337	17-1-3565-3		4	16
81337	17-1-3566-1		4	10
81337	17-1-3566-2		4	11
81337	17-1-3566-3		4	12
81337	17-1-3597-1		39	42
81337	17-1-3599-1		39	36
81337	17-1-3599-2		39	35
81337	17-1-3605-1		39	39
81337	17-1-3605-2		39	11
81337	17-1-3606-1		39	17
			39	33
81337	17-1-3607-1		39	8
			39	34
81337	17-1-3616-1		7	3
81337	17-1-3616-2		7	4
81337	17-1-3617-1		7	7
81337	17-1-3617-2		7	9
81337	17-1-3618-1		7	11
81337	17-1-3619-1		7	1
81337	17-1-3632-1		4	22
81337	17-1-3663-1	3510-01-441-0267	19	1
81337	17-1-3675-1		8	9
81337	17-1-3676-1		8	10
81337	17-1-3677-1		8	3

CAGEC	PART NUMBER	PART NUMBER INDEX STOCK NUMBER	FIG.	ITEM
81337	17-1-3689-1		3	3
			8	
81337	17-1-3691-1		5	21
81337	17-1-3699-1		5	14
81337	17-1-3703-1		8	1
81337	17-1-3704-1		5	22
81337	17-1-3704-2		8	12
81337	17-1-3705-1		5	26
81337	17-1-3705-2		8	11
07707	17-1-5711-1		5	23
			8	6
			36	3
81337	17-1-5711-6		4	18
81337	17-1-6503-1		34	8
81337	17-1-6604-1		34	7
81337	17-1-6609-1		BULK	2
81337	17-1-6624-1		1	14
81337	17-1-6631-1		27	3
			30	2
81337	17-1-6632-1		30	3
81337	17-1-6633-1		2	8
81337	17-1-6639-1		24	5
			29	7
81337	17-1-6640-1		24	12
81337	17-1-6641-1		24	15
			29	13
81337	17-1-6642-1		24	11
81337	17-1-6644-1		27	9
81337	17-1-6645-1		26	4
			27	7
81337	17-1-6648-1		27	16
81337	17-1-6650-1		21	21
			25	7
81337	17-1-6651-1		21	4
81337	17-1-6652-1		21	20
81337	17-1-6653-1		3	6
81337	17-1-6654-1		21	14
81337	17-1-6658-1		31	9
81337	17-1-6689-1		18	8
81337	17-1-6714-1		14	8
81337	17-1-6734-1		12	9
81337	17-1-6735-1		12	5
81337	17-1-6737-1		26	6
81337	17-1-6738-1		26	9
81337	17-1-6771-1		12	10
81337	17-1-6777-1		15	1
81337	17-1-6801-1		9	11
81337	17-1-6806-1		26	20
81337	17-1-6807-1		27	22
81337	17-1-6827-1		20	16
81337	17-1-6841-1		20	15

CAGEC	PART NUMBER	PART NUMBER INDEX STOCK NUMBER	FIG.	ITEM
81337	17-1-6842-1		20	10
81337	17-1-6843-1		20	9
81337	17-1-6844-1		20	18
81337	17-1-6845-1		22	1
81337	17-1-6846-1		26	5
81337	17-1-6847-1		20	11
81337	17-1-6848-1		20	41
81337	17-1-6849-1		20	29
81337	17-1-6852-1		16	7
			17	12
			18	11
81337	17-1-6854-1		39	30
81337	17-1-7003-1		37	4
81337	17-1-7004-1		37	
81337	17-1-7014-1		15	7
81337	17-1-7022-1		9	
81337	17-1-7023-1		14	1
81337	17-1-7025-1		13	1
81337	17-1-7028-1		18	6
81337	17-1-7037-1		10	4
81337	17-1-7039-1		11	4
81337	17-1-7058-1		13	4
			14	4
81337	17-1-7058-2		13	5
			14	5
81337	17-1-7060-1		17	15
81337	17-1-7062-1		17	14
81337	17-1-7213-1		16	26
			18	26
81337	17-1-7217-1		16	18
			18	25
81337	17-1-7219-1		16	3
			18	2
81337	17-1-7222-1		16	2
			18	13
81337	17-1-7231-1		19	
81337	17-1-7232-1		16	5
			17	8
81337	17-1-7237-1		16	10
			17	9
81337	17-1-7239-1		16	32
81337	17-1-7246-1		16	17
81337	17-1-7247-1		17	2
81337	17-1-7248-1		16	4
81337	17-1-7256-1		18	29
81337	17-1-7260-1		30	1
81337	17-1-7264-1		30	12
81337	17-1-7268-1		30	10
81337	17-1-7273-1		30	8
81337	17-1-7281-1		27	1
81337	17-1-7294-1		21	1

CAGEC	PART NUMBER	PART NUMBER INDEX STOCK NUMBER	FIG.	ITEM
81337	17-1-7301-1		21	
81337	17-1-7302-1		21	17
81337	17-1-7303-1		21	18
81337	17-1-7311-1		31	1
81337	17-1-7313-1		31	10
81337	17-1-7330-1		31	3
81337	17-1-7332-1		31	4
81337	17-1-7333-1		24	1
81337	17-1-7335-1		27	2
81337	17-1-7336-1		25	1
81337	17-1-7337-1		31	2
81337	17-1-7341-1		24	17
81337	17-1-7342-1		27	10
81337	17-1-7345-1		27	18
81337	17-1-7347-1		16	1
81337	17-1-7348-1		16	14
81337	17-1-7441-1		20	4
81337	17-1-7460-1		20	
81337	17-1-7470-1		28	5
81337	17-1-7470-2		28	6
81337	17-1-7488-1		20	54
81337	17-1-7498-1		16	8
			17	3
			18	3
81337	17-1-7499-1		18	14
81337	17-1-7502-1		16	11
81337	17-1-7514-1		16	12
			17	5
81337	17-1-7515-1		26	2
81337	17-1-7523-1		18	4
81337	17-1-7533-1		17	7
81337	17-1-7534-1		23	2
81337	17-1-7535-1		18	7
81337	17-1-7538-1		9	7
81337	17-1-7539-1		9	8
81337	17-1-7543-1		23	1
81337	17-1-7546-1		23	14
81337	17-1-7548-1		12	7
81337	17-1-7550-1		12	1
81337	17-1-7557-1		1	17
81337	17-1-7558-1		33	
81337	17-1-7561-1		1	21
81337	17-1-7567-1		17	6
81337	17-1-7568-1		26	1
81337	17-1-7569-1		28	1
81337	17-1-7570-1		28	2
81337	17-1-7573-1		1	23
81337	17-1-7575-1		1	22
81337	17-1-7577-1		20	30
81337	17-1-7579-1		33	2
81337	17-1-7584-1		18	5


CAGEC	PART NUMBER	PART NUMBER INDEX STOCK NUMBER	FIG.	ITEM
81337	17-1-7586-1		1	24
81337	17-1-7587-1		1	25
81337	17-1-7595-1		17	1
81337	17-1-7596-1		18	1
81337	17-1-7612-1		17	4
81337	17-1-7645-1		23	3
81337	17-1-7646-1		23	4
81337	17-1-7647-1		23	5
81337	17-1-7649-1		23	6
81337	17-1-7722-1		29	3
81337	17-1-7722-2		29	4
81337	17-1-7722-3		29	5
81337	17-1-7722-4		29	6
81337	17-1-7750-1		20	40
81337	17-1-7762-1		27	24
81337	17-1-7767-1		29	2
81337	17-1-7774-1		29	1
81337	17-1-8037-1		9	17
			BULK	3
81337	17-1-8037-2		9	18
			BULK	4
81337	17-1-8041-1		BULK	5
81337	17-1-8085-1		9	16
81337	17-1-8096-2		1	11
81337	17-1-8103-1		4	1
			5	
81337	17-1-8107-1		8	7
81337	17-1-8107-2		8	8
81337	17-1-8111-1		36	5
81337	17-1-8112-1		36	4
81337	17-1-8114-1		1	10
81337	17-1-8130-1		9	15
81337	17-1-8154-1		16	13
81337	17-1-8156-1		36	6
81337	17-1-8157-1		36	
81337	17-1-8160-1		22	4
81337	17-1-8185-1		5	9
81337	17-1-8193-1		10	5
81337	17-1-8194-1		11	5
81337	17-1-8197-1		10	1
81337	17-1-8198-1		11	1
81337	17-1-8220-1		39	27
81337	17-1-8220-2		39	26
81337	17-1-8221-1		39	2
81337	17-1-8221-2		39	3
81337	17-1-8227-1	5410-01-441-0269	9	1
81337	17-1-8243-1		39	12
81337	17-1-8244-1		39	16
81337	17-1-8245-1		39	15
81337	17-1-8246-1		39	24
81337	17-1-8507-1		4	6

CAGEC	PART NUMBER	PART NUMBER INDEX STOCK NUMBER	FIG.	ITEM
81337	17-1-8510-1		4	17
81337	17-1-8521-1		5	19
81337	17-1-8526-1		6	8
81337	17-1-8528-1		4	2
			6	1
81337	17-1-8529-1		6	13
81337	17-1-8531-1		6	9
81337	17-1-8537-1		32	4
81337	17-1-8543-1		5	13
81337	17-1-8544-1		32	
81337	17-1-8551-1		5	12
81337	17-1-8552-1		5	27
			BULK	7
81337	17-1-8555-1		3	10
81337	17-1-8563-1		39	1
81337	17-1-8584-1		39	
			39	0
81337	17-1-8589-1		36	7
81337	17-1-9000		33	1
60177	19200		23	9
60177	19230		23	7
60177	19260		23	8
6P125	20C318		23	17
71643	200A		BULK	6
6P125	24A071		23	18
6P125	27E893		23	15
5N603	417		23	11
5N603	430		23	12
13443	48051		23	10
81361	5-19-11565-1		37	1
81361	5-19-11568-1		37	11
81361	5-19-11569-1		37	5
81361	5-19-11573-1		37	12
81361	5-19-11576-1		37	3
81361	5-19-11578-1		37	2
81361	5-19-11579-1		37	10
81361	5-19-9118	4240-01-333-3919	35	1
81337	72-5007-1		21	22
81337	72-5008		21	24
81337	72-5015		21	23

By Order of the Secretary of the Army:

Official:

**DENNIS J. REIMER**  
*General, United States Army*  
*Chief of Staff*



JOEL B. HUDSON  
*Administrative Assistant to the*  
*Secretary of the Army*

**DISTRIBUTION:**

To be distributed in accordance with initial distribution (IND 256503), requirements for TM 10-5411-222-24P.



***These are the instructions for sending an electronic 2028***

The following format must be used if submitting an electronic 2028. The subject line must be exactly the same and all fields must be included; however only the following fields are mandatory: 1, 3, 4, 5, 6, 7, 8, 9, 10, 13, 15, 16, 17, and 27.

From: "Whomever" <whomever@avma27.army.mil>  
To: amsscsr@natick-amedO2.army.mil

Subject: DA Form 2028

1. **From:** Joe Smith
2. **Unit:** home
3. **Address:** 4300 Park
4. **City:** Hometown
5. **St:** MO
6. **Zip:** 77777
7. **Date Sent:** 19-OCT-93
8. **Pub no:** 55-2840-229-23
9. **Pub Title:** TM
10. **Publication Date:** 04-JUL-85
11. **Change Number:** 7
12. **Submitter Rank:** MSG
13. **Submitter FName:** Joe
14. **Submitter MName:** T
15. **Submitter LName:** Smith
16. **Submitter Phone:** 123-123-1234
17. **Problem:** 1
18. **Page:** 2
19. **Paragraph:** 3
20. **Line:** 4
21. **NSN:** 5
22. **Reference:** 6
23. **Figure:** 7
24. **Table:** 8
25. **Item:** 9
26. **Total:** 123
27. **Text:**

This is the text for the problem below line 27.

RECOMMENDED CHANGES TO EQUIPMENT TECHNICAL PUBLICATIONS



THEN . . . JOT DOWN THE DOPE ABOUT IT ON THIS FORM, CAREFULLY TEAR IT OUT, FOLD IT AND DROP IT IN THE MAIL!

**SOMETHING WRONG WITH THIS PUBLICATION?**

FROM: (PRINT YOUR UNIT'S COMPLETE ADDRESS)  
 PFC John DOE  
 CO 4 3rd Engineer Bn  
 Ft. Leonardwood, MO 63108

DATE SENT 22 August 1992

PUBLICATION NUMBER TM 1-1520-250-10	PUBLICATION DATE 15 June 1992	PUBLICATION TITLE Operator's manual MH60K Helicopter
--	----------------------------------	---

BE EXACT PIN-POINT WHERE IT IS				IN THIS SPACE, TELL WHAT IS WRONG AND WHAT SHOULD BE DONE ABOUT IT:
PAGE NO	PARA-GRAPH	FIGURE NO	TABLE NO	
6	2-1 a			<p>In line 6 of paragraph 2-1a the manual states the engine has 6 cylinders. The engine on my set only has <u>4</u> cylinders. Change the manual to show 4 cylinders.</p> <p>Callout 16 in figure 4-3 is pointed <del>at</del> bolt. In key to figure 4-3, item 16 is called a <u>shim</u>. Please correct one or the other</p>
B1		4-3		

PRINTED NAME, GRADE OR TITLE, AND TELEPHONE NUMBER JOHN DOE, PFC (268) 317-7111	SIGN HERE JOHN DOE <i>John Doe</i>
--	---------------------------------------

DA FORM 1 JUL 79 2028-2

PREVIOUS EDITIONS ARE OBSOLETE.  
 DRSTS-M verprint2, 1 Nov 80

P.S. - IF YOUR OUTFIT WANTS TO KNOW ABOUT YOUR RECOMMENDATION, MAKE A CARBON COPY OF THIS AND GIVE TO YOUR HEADQUARTERS.



FILL IN YOUR  
UNITS ADDRESS



FOLD BACK

DEPARTMENT OF THE ARMY

---

---

OFFICIAL BUSINESS

COMMANDER  
U.S. ARMY SOLDIER SYSTEMS COMMAND  
ATTN: AMSSC-I-SP  
KANSAS STREET  
NATICK, MA 91760-5000

TEAR ALONG PERFORATED LINE

## The Metric System and Equivalents

### *Linear Measure*

1 centimeter = 10 millimeters = .39 inch  
 1 decimeter = 10 centimeters = 3.94 inches  
 1 meter = 10 decimeters = 39.37 inches  
 1 dekameter = 10 Meters = 32.8 feet  
 1 hectometer = 10 dekameters = 328.08 feet  
 1 kilometer = 10 hectometers = 3,280.8 feet

### *Weights*

1 centigram = 10 milligrams = .15 grain  
 1 decigram = 10 centigrams = 1.54 grains  
 1 gram = 10 decigram = 0.35 ounce  
 1 dekagram = 10 Grams = .35 ounce  
 1 hectogram = 10 dekagrams = 3.52 ounces  
 1 kilogram = 10 hectograms = 2.2 pounds  
 1 quintal = 100 kilograms = 220.46 pounds  
 1 metric ton = 10 quintals = 1.1 short tons

### *Liquid Measure*

1 centiliter = 10 milliliters = .34 fluid ounce  
 1 deciliter = 10 centiliters = 3.38 fluid ounces  
 1 liter = 10 deciliters = 33.81 fluid ounces  
 1 dekaliter = 10 liters = 2.64 gallons  
 1 hectoliter = 10 dekaliters = 27.42 gallons  
 1 kiloliter = 10 hectoliters = 264.18 gallons

### *Square Measure*

1 sq. centimeter = 100 sq millimeters = .155 sq. inch  
 1 sq. decimeter = 100 sq centimeters = 125.5 sq. inches  
 1 sq. meter (centare) = 100 sq decimeters = 10.76 sq. feet  
 1 sq. dekameter (are) = 1,076.4 sq. feet  
 1 sq. hectometer (hectare) = 100 sq. dekameters = 2.47 acres  
 1 sq. kilometer = 100 sq. hectometers = .386 sq. mile

### *Cubic Measure*

1 cu. centimeter = 1000 cu. millimeters = .06 cu. inch  
 1 cu. decimeter = 1000 cu. decimeters = 61.02 cu. inches  
 1 cu. meter = 1000 cu. decimeters = 35.31 cu. feet

## Approximate Conversion Factors

To change	To	Multiply by	To change	To	Multiply by
inches	centimeters	2.540	ounce-inches	newton-meters	.007062
feet	meters	.305	centimeters	inches	.394
yards	meters	.914	meters	feet	3.280
miles	kilometers	1.609	meters	yards	1.094
square inches	square centimeters	6.451	kilometers	miles	.621
square feet	square meters	.093	square centimeters	square inches	.155
square yards	square meters	.836	square meters	square feet	10.764
square miles	square kilometers	2.590	square meters	square yards	1.196
acres	square hectometers	.405	square kilometers	square miles	.386
cubic feet	cubic meters	.028	square hectometers	acres	2.471
cubic yards	cubic meters	.765	cubic meters	cubic feet	35.315
fluid ounces	milliliters	29.573	cubic meters	cubic yards	1.308
pints	liters	.473	milliliters	fluid ounces	.034
quarts	liters	.946	liters	pints	2.113
gallons	liters	3.785	liters	quarts	1.057
ounces	grams	28.349	liters	gallons	.264
pounds	kilograms	.454	grams	ounces	.035
short tons	metric tons	.907	kilograms	pounds	2.205
pound-feet	newton-meters	1.356	metric tons	short tons	1.102
pounds-inches	newton-meters	.11296			

### Temperature (Exact)

°F    Fahrenheit Temperature                      5/9 (after subtracting 32)                      Celsius Temperature                      °C

**PIN: 076808-000**