

6. VAC. G. AT. 2,1/332

K2-10

RESTRICTED
Security Information

DEPARTMENT OF THE ARMY
SUPPLY CATALOG

ORD 7 SNL G-511

REGISTERED
17 SEP. 1958
REG. SIAF ADJ. - 001
GROUP G

ORGANIZATIONAL MAINTENANCE ALLOWANCES

FOR

TRUCK, 5- TO 6-TON, 4 x 4 (AUTOCAR)

Supersedes ORD 7 SNL G-511, 30 December 1949, including C1, 1 November 1950, and C 2, 30 April 1951

Ref: TM 9-817

THIS CATALOG IS CORRECT TO 8 FEBRUARY 1952

201 Tid. Groep	
Afd. Bevoorrading	
Nr.	
Paras	

Verpallen

DEPARTMENT OF THE ARMY

APRIL 1952

RESTRICTED
Security Information

DEPARTMENT OF THE ARMY
WASHINGTON 25, D. C., 7 April 1952

Department of the Army Supply Catalog ORD 7 SNL G-511 is published for the information and guidance of all concerned.

[AG 461 (21 Feb 52)]

BY ORDER OF THE SECRETARY OF THE ARMY:

OFFICIAL:

WM. E. BERGIN
Major General, USA
The Adjutant General

J. LAWTON COLLINS
Chief of Staff, United States Army

DISTRIBUTION:

Active Army:

Tech Svc (1); Arm & Svc Bd (2); AFF (4); AA Comd (2); OS Maj Comd (10); Base Comd (2); MDW (3); Log Comd (5); A (20); CHQ (2); D (2); R 9 (2); Bn 9 (2); C 9 (2); FC (2); Sch (5) except 9 (50); Gen Dep (2); Dep 9 (10); PE (5), OSD (2); PG 9 (10); Ars 9 (10); Dist 9 (10); Mil Dist (3).

NG: Same as Active Army except one copy to each unit.

ORC: Same as Active Army except one copy to each unit.

For explanation of distribution formula, see SR 310-90-1.

W/2.1 N aangebr 2 Oct 68 JJK

SGV TD

CONTENTS

	Page
INTRODUCTION.....	1
ON VEHICLE MATERIEL.....	5
Set, on vehicle matériel.....	5
Spare Parts for Truck.....	5
Tools and Equipment for Truck.....	5
Equipment Issued by other Technical Services.....	6
ORGANIZATIONAL SPARE PARTS FOR TRUCK:	
Group 01—Engine.....	6
02—Clutch.....	13
03—Fuel system.....	15
04—Exhaust system.....	19
05—Cooling system.....	19
06—Electrical system.....	24
07—Transmission.....	36
08—Transfer.....	37
09—Propeller Shaft.....	37
10—Front axle.....	41
11—Rear axle.....	43
12—Brakes.....	44
13—Wheels, hubs, and drums.....	54
14—Controls.....	57
15—Frame and brackets.....	58
16—Springs and shock absorbers.....	61
17—Hood, fenders, and running boards.....	63
18—Cab.....	63
20—Winch and power-take-off.....	65
22—Miscellaneous body, chassis, and accessory items.....	67
23—General use standardized parts.....	70
ORGANIZATIONAL TOOLS AND EQUIPMENT FOR TRUCK.....	81
MISCELLANEOUS MATERIEL:	
Armament.....	81
Equipment issued by other Technical Services.....	82
ARTICLES FOR INSTRUCTIONAL PURPOSES.....	82
APPLICABLE CLEANING AND PRESERVING MATERIALS.....	82
NOTES.....	85

MAJOR ITEMS

The trucks 5- to 6-ton, 4 x 4 (Autocar), 5- to 6-ton, 4 x 4, Autocar, ponton tractor (Model U8144T, COE), 5- to 6-ton, 4 x 4, Autocar, Ponton tractor, w/winch (Model U8144T, COE) are stored, issued, and reviewed under "Major Items," ORD 3 SNL G-1. These major items are non-expendable.

The parts which are included in this list are the quantity indicated for each of these parts required for attaching to them under which the attaching part is listed. These quantities do not indicate the total quantities of the attaching parts required for the major items, as attaching parts may be used in more than one category and may also be used within a subgroup.

MAINTENANCE. Maintenance operations to be performed are indicated in the parts lists which are authorized for initial issue or by a symbol appearing in the parts list for organizational maintenance.

RESTRICTED

Security Information

INTRODUCTION

1. GENERAL. *a.* This is a list of spare parts and equipment which are issued to the *using* arm or service for operation of the matériel and for performing organizational maintenance. It supplements tables of organization and equipment, tables of basic allowances, and tables of allowances.

b. The Federal Item Identification Number column lists those numbers approved by the Munitions Board Cataloging Agency. These numbers should not be confused with Federal stock numbers which are utilized by the Ordnance Corps for tools, lubricants, etc.

c. An explanation of symbols used throughout this catalog is included under NOTES.

d. Ordnance installations will find classification codes in ORD 5-2.

e. Additional applications of items listed in this publication, if any, are contained in the Department of the Army Supply Catalog ORD 5-5 series.

f. For prices of items contained herein, see the appropriate catalog of ORD 5-3.

g. For full information relative to the Ordnance section of the Department of the Army Supply Catalog, including the purposes and uses thereof, the procedure followed, and the principles employed in its compilation, see ORD 1.

2. REQUISITION NOTE. *a.* If the exact item requisitioned is not furnished or other action is necessary, the action taken by the supplying agency will be indicated on prescribed forms by standard symbols explaining the exact nature of the action.

b. When requisitioning an item containing the note "Issue until stock is exhausted, then use," the requisitioning agency will requisition the *superseding* item. Supplying agencies will take necessary action to issue the *superseded* item until exhausted whether it be to an individual item, kit, set, or assembly.

c. Requisitions for replacement of items which are the responsibility of technical services other than the Ordnance Corps will be submitted to that technical service indicated in the reference symbol column.

3. UNIT OF ISSUE. The Unit of Issue column lists the unit of issue used for each item. This may be in the form of an actual unit of issue, such as "oz," "lb," etc., or, as in the case of most items, merely by the use of "each" designated by "ea."

4. QUANTITY INCORPORATED IN UNIT. The Quantity Incorporated in Unit column lists quantities for the following:

a. For vehicle parts which are not indented, the quantity indicates the number of those parts required for the particular use indicated by the subgroup title only. These quantities do *not* indicate the total quantities of the parts required for the major item since the part may be used in more than one subgroup.

b. For vehicle parts which are indented (attaching parts), the quantity indicates the number of those parts required for attaching the item under which the attaching part is listed. These quantities do *not* indicate the total quantities of the attaching parts required for the major item or subgroup since the attaching parts may be used in more than one subgroup and may also be used more than once within a subgroup.

5. PLAN FOR MAINTENANCE. *a.* Maintenance operations to be performed are indicated by the spare parts herein authorized for initial issue or by a symbol signifying authority to requisition them for organizational maintenance.

b. Where the same part is common to two or more vehicles assigned to the same unit, the part should be issued on the basis of the total number of vehicles to which the part applies.

6. MAJOR ITEM DESIGNATION. The major item covered by this catalog is designated as a general purpose vehicle as defined in SR 700-110-1.

7. COMPONENTS OF KITS, SETS, AND ASSEMBLIES. Whenever any doubt might exist as to what items are included as components of kits, sets, or assemblies, an explanatory note or complete listing of such components is shown.

8. ATTACHING PARTS. Attaching parts, such as bolts, nuts, screws, washers, etc., are indented immediately under the item which they attach. Whenever two similar items having the same attaching parts, such as right and left fenders, are listed, they are placed one immediately following the other and the attaching parts for both are covered by a single listing under the second item.

9. SPECIAL INFORMATION. Organizational allowances (2d Echelon) listed under vehicle range 1-6 major items are allocated to a company; vehicle range 7-25 and 26-75 major items are allocated to a battalion.

10. DEFINITION OF LOCATIONAL TERMS. All like parts which are not interchangeable are designated *left* or *right* with respect to the vehicle when it is viewed facing forward from the rear of the vehicle. The front of the vehicle is the direction faced by the driver. All engine parts, *left* or *right*, *front* or *rear*, are designated from a position at the rear of the engine facing forward. The flywheel end is the rear of the engine.

11. DESCRIPTION. All items are listed with their complete nomenclature, with the exception noted in *a* below:

a. Items appearing within a subgroup that lists components of an item related to only one assembly or subassembly automatically assume as part of their official nomenclature the title of the pertinent subgroup. (Example—"CAP, filler" is an entry in subgroup 0501. The complete nomenclature of the item is "CAP, radiator, filler," "RADIATOR" being the subgroup title.)

b. Items appearing within a subgroup that lists *more than one* assembly or *more than one* group of related parts are listed with their complete nomenclature. (Example—"ADAPTER, breather" is an entry in the subgroup 0106.52. The complete nomenclature is as shown, while the title of the subgroup is "CRANKCASE BREATHER AND FILLER.")

12. ABBREVIATIONS. The following abbreviations appear in this catalog:

adj	adjusting, adjustable	cap	capacity
alloy-S	alloy-steel	cc	cubic centimeter
al-oxide	aluminum oxide	cd	cadmium
amp	ampere	cd-pltd	cadmium plated
amp-hr	ampere hour	ck	countersunk
anld	annealed	ck-hd	countersunk head
aprx	approximate, approximately	c/l	center line
asb	asbestos	co	company
assy	assembly	cold-fin-S	cold finished steel
AWG	American Wire Gage	comb	combination
bdg-hd	binding head	comp	complete
bn	battalion	contd	continued
br	brass	cop	copper
bz	bronze	cp	candlepower
cal.	caliber	ctd	coated
cand-bay-base	candelabra bayonet base	cup-pt	cup point

dble double
 dble-hd double head
 dble-tun-fil double tungsten filament
 dc direct current
 deg degree (angle)
 diam diameter
 dld-f/c-pin drilled for cotter pin
 dld-f/lkg-wire drilled for locking wire
 DR double row
 ea each
 elec electric, electrical
 ext-teeth external teeth
 fig figure
 fil filament
 fil-hd fillister head
 flex flexible
 fl-hd flat head
 ft foot, feet
 gal gallon
 glvd galvanized
 govt government
 hd head
 hdl handle
 hdls headless
 hex hexagonal
 hex-hd hexagon head
 hv heavy
 ID inside diameter
 in inch(es)
 incand incandescent
 int-ext-teeth internal external teeth
 int-teeth internal teeth
 JAN Joint Army Navy
 jt joint
 lb pound
 ld-ctd lead coated
 lgh length
 LH left hand
 lt light (weight)
 lubr lubricating, lubrication
 M thousand
 mach machine
 machst machinist
 max maximum
 med medium
 mfd microfarad
 MI malleable iron
 min miniature
 mm millimeter
 mtl metal
 NC National Coarse Thread
 neg negative
 NF National Fine Thread
 No number
 nom nominal

NPT National Taper Pipe Thread
 NS National Form Thread, Special Pitch
 oct octagon
 od olive drab
 OD outside diameter
 opng opening
 ORD Ordnance
 oz ounce(s)
 phos-ctd phosphate coated
 pkg package
 pos positive
 psi pounds per square inch
 pt pint
 qt quart
 rd round
 rd-end round end
 rd-hd round head
 rd-pt round point
 reg regular
 RH right hand
 rtc ratchet
 ru rubber
 S steel
 sec section
 SAE Society of Automotive Engineers
 s-fin semifinished
 sgle single
 sgle-end single end
 sgle-tun-fil single tungsten filament
 sltd slotted
 SNL Standard Nomenclature List
 sp-gr specific gravity
 sq square
 sq-end square end
 sq-hd square head
 sq-socket square socket
 std standard
 stght straight
 stls-S stainless steel
 thd thread, threaded, threads
 thk thick
 thkns thickness
 tnd tinned
 tnd-cop tinned copper
 unfin unfinished
 univ universal
 univ-jt universal joint
 US United States
 v volt
 w/ with
 w/e with equipment
 w/o without
 wt weight
 yd yard(s)
 zn-pltd zinc plated

13. LIST OF MANUFACTURERS' SYMBOLS. The following symbols preceding the part numbers for manufacturers appear in this catalog:

<i>Symbol</i>	<i>Manufacturer</i>	<i>Symbol</i>	<i>Manufacturer</i>
AC	A C Spark Plug Div	LPE	Lipe-Rollway Corp
AL	The Electric Auto-Lite Co	PG	The Pierce Governor Co, Inc
AT	American Transformer Co	RG	Rose Gear & Tool Co
AUC	The Autocar Co	SP	Spicer Mfg Co
BWE	Bendix-Westinghouse Automotive Air Brake Co	SPT	Spencer Thermostat Div
CP	Champion Spark Plug Co	STN	Stant Mfg Co
DR	Delco-Remy Div	SW	Stewart-Warner Corp
DSF	Dayton Steel Foundry Co	SWX	Southwest Rubber Corp
DT	Diamond T Motor Car Co	SZ	Schwitzer-Cummins Co
FR	Fram Corp	TD	Timken-Detroit Axle Co
GL	Guide Lamp Div	TP	Thompson Products, Inc
GLH	L H Gilmer Co Div	TRI	Trico Products Corp
GW	Gar Wood Industries, Inc	TRU	American Chain & Cable Co, Inc
HE	Houde Engineering Div	TS	The Troy Sunshade Co
HLH	Holland Hitch Co	YH	York Hoover Corp
HM	The Hercules Motors Corp	Z	Zenith Carburetor Div

14. SUGGESTIONS. Notice of discrepancies or suggested changes should be directed to the Chief of Ordnance, Washington 25, D. C., ATTENTION: ORDFM-Pub.

(1) STOCK NO.	(2) ORDNANCE PART NO.	(3) DESCRIPTION	(4) UNIT OF ISSUE	(5) ORGANIZA- TIONAL ALLOWANCES PER SET ON VEHICLE MATÉRIEL 5701299	(6) REFERENCE SYMBOLS	(7) FIG NO.
ON VEHICLE MATÉRIEL						
G511-5701299	5701299	SET, On Vehicle Matériel ¹ The items listed under the subheadings below with quantities listed in column (5) are components of SET, On vehicle matériel 5701299. The complete set is installed on the vehicle prior to the issue of the vehicle to the using troops. Replacement items should be requisitioned separately under their individual stock numbers.	set		NX	
SPARE PARTS FOR TRUCK						
H014-0515050	515050	TIRE, pneumatic, truck and bus, 16 ply, mud and snow tread, 12.00-20 (new)	ea	1	H-14	X
H014-0519454	519454	TUBE, pneumatic tire, truck and bus, 11.25/12.00-20 (No OT-20) (new)	ea	1	H-14	X
G671-7378031	7378031	WHEEL, disk, assy	ea	1		X
TOOLS AND EQUIPMENT FOR TRUCK						
41-B-15	41-B-15	BAG, tool, empty	ea	1	J-17	NX
19-B-31000	19-B-31000	BLOCK, snatch, wire rope, steel shell, sgle sheave, self locking, stiff swivel hook, diam of rope 1/2 in, cap 20,000 lbs. ²	ea	1	J-17	NX
42-B-22590	42-B-22590	BRACKET, drum inflammable liquid (gasoline), steel welded, comp w/strap	ea	2	J-17	NX
G600-0131223	7071421	CABLE, trailer lighting, lgh 12 ft	ea	1		NX
G503-6578296	6578296	CASE, rifle, w/HOLDER, assy	ea	2		NX
H014-0540028	540028	CATALOG, ORD 7 SNL G-511, Organizational Maintenance Allowances ³	ea		AG	X
		CHAIN, pneumatic tire, truck, sgle (Type TS), 12.00-20 (authorized for issue to meet local conditions).	pr	2	H-14	NX
		FORM (ENVELOPE), WDAGO No 478, MWO and major unit assembly replacement record and organizational equipment file. ³	ea	1	AG	NX
	8-G-615	GAGE, tire pressure, general-service type, calibrated 10 to 60 lb in 1 lb units and 60 to 160 lb in 5 lb units (Issue until stock is exhausted, except in zero weather zones, then use GAGE 8-G-620).	ea		J-17 †	NX
	8-G-620	GAGE, tire pressure, general-service type, calibrated 10 to 60 lb in 1 lb units and 60 to 160 lb in 5 lbs units.	ea	1	J-17	NX
41-H-1541-10	41-H-1541-10	HANDLE, wheel bearing adj and wheel stud nut wrench, diam 3/4 in, lgh 30 in	ea	1	J-17	NX
G671-7001767	7001767	HOSE, air, trailer, 112 1/2 in long, assy ⁴	ea	2		NX
33-H-986-220	33-H-986-220	HOSE, tire inflation, comp w/standard chuck and coupling, ID 1/4 in, lgh 20 ft	ea	1	J-17	NX
41-J-73-6	41-J-73-6	JACK, automobile and motor truck, hydraulic, w/hdl, cap 8 ton	ea	1	J-17	NX
		MANUAL, technical, 9-817 ³	ea	1	AG	X

For explanation of footnotes, see NOTES, page 85.

(1) STOCK NO.	(2) ORDNANCE PART NO.	(3) DESCRIPTION	(4) UNIT OF ISSUE	(5) ORGANIZATIONAL ALLOWANCES PER SET ON VEHICLE MATERIEL 5701299	(6) REFERENCE SYMBOLS	(7) FIG NO.																																																																								
ON VEHICLE MATERIEL—Continued																																																																														
G511-5701299	5701299	SET, On Vehicle Matériel—Continued																																																																												
G511-7520113	7520113	ORDER, lubrication, 9-817 ³	ea	1	AG	X																																																																								
41-P-1652	41-P-1652	PAULIN, canvas, assy ⁴	ea	1	J-17	NX																																																																								
41-S-1076	41-S-1076	PLIERS, comb, slip joint, w/cutter, nom size 8 in.	ea	1	J-17	NX																																																																								
		SCREWDRIVER, common, hv-duty, integral hdl, lgh of blade 6 in, width of blade $\frac{3}{8}$ in, lgh overall 11 $\frac{1}{4}$ in.	ea	1	J-17	NX																																																																								
41-W-487	41-W-487	WRENCH, adj, sgle open end, jaw opng 1 $\frac{1}{8}$ in, lgh 10 in.	ea	1	J-17	NX																																																																								
41-W-1962-50	41-W-1962-50	WRENCH, plug, stght bar, sq, size of plug $\frac{3}{4}$ in, lgh overall 2 $\frac{1}{2}$ in.	ea	1	J-17	NX																																																																								
41-W-3838-30	41-W-3838-30	WRENCH, wheel stud nut, dble-hd, socket, hex and sq, size of opngs 1 $\frac{1}{2}$ in hex, $\frac{13}{16}$ in sq, lgh 14 $\frac{7}{8}$ in.	ea	1	J-17	NX																																																																								
EQUIPMENT ISSUED BY OTHER TECHNICAL SERVICES																																																																														
58-1603.010-700		BRACKET, fire extinguisher, carbon tetrachloride, 1 qt (wall type)	ea	1	ENG	X																																																																								
58-4267.300-050		EXTINGUISHER, fire carbon tetrachloride, hand, 1 qt, w/o bracket.	ea	1	ENG	NX																																																																								
50. 1541 (1)		<i>Sbt. Aug.</i>	ea																																																																											
<table border="1" style="width: 100%; border-collapse: collapse;"> <thead> <tr> <th style="width: 15%;">STOCK NO.</th> <th style="width: 15%;">FEDERAL ITEM IDENTIFICATION NO.</th> <th style="width: 15%;">MFR'S PART NO.</th> <th style="width: 15%;">ORDNANCE PART NO.</th> <th style="width: 15%;">DESCRIPTION</th> <th style="width: 10%;">UNIT OF ISSUE</th> <th style="width: 10%;">QUANTITY INCORPORATED IN UNIT</th> <th style="width: 10%;">ORGANIZATIONAL ALLOWANCES</th> <th style="width: 10%;">REFERENCE SYMBOLS</th> </tr> </thead> <tbody> <tr> <td></td> <td></td> <td></td> <td></td> <td style="text-align: center;">ORGANIZATIONAL SPARE PARTS FOR TRUCK</td> <td></td> <td></td> <td></td> <td></td> </tr> <tr> <td></td> <td></td> <td></td> <td></td> <td style="text-align: center;">GROUP 01—ENGINE</td> <td></td> <td></td> <td></td> <td></td> </tr> <tr> <td></td> <td></td> <td></td> <td></td> <td style="text-align: center;">0100—Engine Assembly</td> <td></td> <td></td> <td></td> <td></td> </tr> <tr> <td>G510-7377606</td> <td></td> <td>AUC-2NJ4132</td> <td>7377606</td> <td>BRACKET, front support</td> <td>ea</td> <td>1</td> <td>(%%)</td> <td>(%%)</td> </tr> <tr> <td>H101-0172932</td> <td>017-2932</td> <td></td> <td>172932</td> <td>NUT, slotted, $\frac{1}{2}$-13NC-3</td> <td>ea</td> <td>2</td> <td>(%%)</td> <td>H-1</td> </tr> <tr> <td></td> <td></td> <td></td> <td></td> <td></td> <td></td> <td></td> <td></td> <td>X</td> </tr> <tr> <td></td> <td></td> <td></td> <td></td> <td></td> <td></td> <td></td> <td></td> <td>X</td> </tr> </tbody> </table>							STOCK NO.	FEDERAL ITEM IDENTIFICATION NO.	MFR'S PART NO.	ORDNANCE PART NO.	DESCRIPTION	UNIT OF ISSUE	QUANTITY INCORPORATED IN UNIT	ORGANIZATIONAL ALLOWANCES	REFERENCE SYMBOLS					ORGANIZATIONAL SPARE PARTS FOR TRUCK									GROUP 01—ENGINE									0100—Engine Assembly					G510-7377606		AUC-2NJ4132	7377606	BRACKET, front support	ea	1	(%%)	(%%)	H101-0172932	017-2932		172932	NUT, slotted, $\frac{1}{2}$ -13NC-3	ea	2	(%%)	H-1									X									X
STOCK NO.	FEDERAL ITEM IDENTIFICATION NO.	MFR'S PART NO.	ORDNANCE PART NO.	DESCRIPTION	UNIT OF ISSUE	QUANTITY INCORPORATED IN UNIT	ORGANIZATIONAL ALLOWANCES	REFERENCE SYMBOLS																																																																						
				ORGANIZATIONAL SPARE PARTS FOR TRUCK																																																																										
				GROUP 01—ENGINE																																																																										
				0100—Engine Assembly																																																																										
G510-7377606		AUC-2NJ4132	7377606	BRACKET, front support	ea	1	(%%)	(%%)																																																																						
H101-0172932	017-2932		172932	NUT, slotted, $\frac{1}{2}$ -13NC-3	ea	2	(%%)	H-1																																																																						
								X																																																																						
								X																																																																						

Part Number	Description	Quantity	Unit	Notes	Category
H001-0811053	PIN, cotter, 1/8 x 1 1/4	2	ea	(**)	H-1
H101-0213830	SCREW, cap, 1/2-13NC-2 x 3 1/4	1	ea	(**)	H-1
G511-7377509	SCREW, cap, hex-hd, 1/2-13NC-2 x 3 1/4	2	ea	(% %)	
G510-7521393	ENGINE, w/ACCESSORIES, assy	1	ea	(% %)	
Includes:					
	1 ADAPTER, carburetor to governor.				
	2 BELT (subgroup 0505). ⁵				
	1 CABLE SET, ignition.				
	1 CARBURETOR (subgroup 0301). ⁵				
	1 COIL, ignition.				
	1 COMPRESSOR (subgroup 1209.1). ⁵				
	1 DISK (subgroup 0201). ⁵				
	1 DISTRIBUTOR (subgroup 0604.1). ⁵				
	1 ELBOW (subgroup 0503). ⁵				
	1 FAN (subgroup 0505). ⁵				
	2 FILTER (subgroup 0106.2). ⁵				
	1 FLANGE (subgroup 0401). ⁵				
	1 FLANGE (subgroup 0503). ⁵				
	1 FLYWHEEL, w/ring GEAR.				
	1 GENERATOR (6 v) (subgroup 0601). ⁴				
	1 GOVERNOR, engine speed.				
	1 HOUSING, flywheel.				
	1 MANIFOLD (subgroup 0108). ⁵				
	1 MANIFOLD (subgroup 0108). ⁵				
	1 PIPE (subgroup 0106.52). ⁵				
	1 PLATE (subgroup 0201). ⁶				
	6 PLUG, spark.				
	1 PUMP (subgroup 0302.3). ⁶				
	1 PUMP (subgroup 0504). ⁵				
103386					
213830					
7377509					
7521393					
507208					
540502					
501008					
AUC-S3379					
AUC-2UUA01590					
AUC-6UU3309A					
GLH-8515					
AUC-8UUA0115					
Z-09932					
AUC-6UU350					
AL-IG4070H					
BWE-220877					
AUC-25HC510					
LPE-150-6-173					
AUC-3UU0770					
AL-IAD6001-1C					
AUC-5UU3158A					
SZ-A111545					
AUC-5UU480					
FR-F36					
AUC-7UU204					
AUC-5UU362					
HM-17997AS					
AUC-2UU0910					
AL-GEW4802					
AUC-16BLU3					
410					
PG-MA1377					
AUC-2UU5650					
HM-16900D					
AUC-2UU0153					
HM-17048D					
AUC-2UU0142					
HM-17059D					
AUC-2UUA0141					
HM-17890CS					
AUC-2UUB3110					
LPE-150-1-146					
AUC-3UU0800					
CP-J10					
AC-1538449					
AUC-6UUA4510					
SZ-A113811					
HM-17165CS					
AUC-5UUA040					

For explanation of footnotes, see NOTES, page 85.

G511-7712785	-----	AUC-S995C	7712785	WASHER, $1\frac{7}{32}$ ID, 1 OD, $\frac{1}{16}$ thk (plain, $\frac{1}{2}$ in)	-----	ea	2	-----	(% %)			X
H006-0282430	-----	HM-2534A	501591	PLUG, expansion, br, $\frac{5}{8}$ in diam (cylinder block)	-----	ea	5	-----	(**)			X
G509-7063992	-----	AUC-2UU01338	7063992	PLUG, expansion, $1\frac{1}{4}$ in (water jacket)	-----	ea	2	(%)	(%)			X
H006-0283987	-----	-----	143992	PLUG, pipe, $\frac{1}{4}$ in (oil pressure line)	-----	ea	2	-----	(**)			X
H106-0143967	-----	-----	143967	PLUG, pipe, $\frac{1}{2}$ in (cylinder head)	-----	ea	2	-----	(**)			X
H006-0283766	-----	-----	143968	PLUG, pipe, $\frac{3}{4}$ in (cylinder block)	-----	ea	4	-----	(**)			X
H006-0283420	-----	-----	103876	PLUG, pipe, 1 in (cylinder block)	-----	ea	1	-----	(**)			X
G509-0194015	-----	HM-15005B AUC-2UU072	-----	0105.2—Tappets	-----	ea	2	(%)	2	2		X
H016-0540463	-----	-----	540463	0106.2—Oil Filters	-----	ea	2	2	2	2		X
H016-0540502	-----	-----	540502	ELEMENT, oil filter	-----	ea	2	-----	(%)			X
G509-5308281	-----	FR-11581 AUC-2UU0745	5308281	FILTER, oil (Also available as part of ENGINE 7521393)	-----	ea	2	-----	(%)	2		X
G749-7039934	-----	FR-11582 AUC-2UU0829	7039934	GASKET (cover screw) cop, $1\frac{7}{32}$ ID, $\frac{3}{4}$ OD, $\frac{1}{16}$ thk	-----	ea	2	2	2	2		X
G509-5412862	-----	AUC-2UU21487	A412862	GASKET, cover	-----	ea	1	-----	(%)			X
G690-7002918	-----	HM-11825B AUC-2UU31486	7002918	0106.51—Crankcase Ventilating Valve	-----	ea	1	-----	(%)			X
H101-0214647	-----	-----	214647	VALVE, ventilating	-----	ea	1	-----	(%)			X
H001-7025711	-----	-----	120214	0106.52—Crankcase Breather and Filler	-----	ea	2	-----	(**)			X
G510-7086694	-----	HM-11817AS AUC-2UU31507	7086694	ADAPTER, breather	-----	ea	2	-----	(**)			X
G510-7033340	-----	STN-7105A HM-17891AS	7033340	SCREW, cap, $\frac{5}{16}$ -18NC-2 x $\frac{7}{8}$	-----	ea	2	-----	(**)			X
G507-5163262	-----	AUC-2UUA2946	A163262	WASHER, lock, $\frac{5}{16}$ in	-----	ea	2	-----	(**)			X
G510-7698300	-----	HM-22564A AUC-2BL067	7698300	BREATHER, assy	-----	ea	1	(%)	(%)			X
H106-0125947	-----	HM-17890CS AUC-2UUB3110	125947	CAP, filler pipe, w/CHAIN	-----	ea	1	(%)	(%)			X
	-----	-----		GASKET, breather adapter	-----	ea	1	(%)	(%)			X
	-----	-----		PIPE, filler, w/CAP and CHAIN, assy (Also available as part of ENGINE 7521393)	-----	ea	1	(%)	(%)			X
	-----	-----		PLUG, pipe, $\frac{1}{8}$ in (breather adapter)	-----	ea	1	-----	(**)			X

For explanation of footnotes, see NOTES, page 85.

(1) STOCK NO.	(2) FEDERAL ITEM IDENTIFICA- TION NO.	(3) MFR'S PART NO.	(4) ORDNANCE PART NO.	(5) DESCRIPTION	(6) UNIT OF ISSUE	(7) QUANTITY INCORPO- RATED IN UNIT	(8) ORGANIZATIONAL ALLOWANCES			(9) REFERENCE SYMBOLS	
							BN, CO				
							1-6 (a)	7-25 (b)	26-75 (c)		
				ORGANIZATIONAL SPARE PARTS FOR TRUCK— Continued							
				GROUP 01—ENGINE—Continued							
				0106.6—Oil Pan, Lines, and Viscometer							
H005-0100630			17-C- 18035-50	CONDUIT, flex, size 1/4 in (lines)-----	ft	†			(**)	H-5	X
G691-7744092		AUC-2UUA21668	7744092	CONNECTOR, crankcase to governor line, w/NUT and SLEEVE.	ea	1	(%)	(%)	(%)		X
H006-0213550			118752	CONNECTOR, flared tube, 1/2 in tube, 3/8 in male pipe end (oil pump outlet and distributing line).	ea	3			(**)	H-6	X
H006-0570821			570821	ELBOW, tube, compression, 90 deg, 1/4 in tube, 1/8 in male pipe end, assy (crankcase to governor line).	ea	1			(**)	H-6	X
G509-7375908		HM-15739AS	7375908	FITTING, oil, timing gear-----	ea	1	(%)	(%)	(%)		X
H001-5026121	021-6921		216921	BOLT, mach, 5/16-18NC-2 x 3/4-----	ea	2			(**)	H-1	X
H101-0180322			180322	WASHER, lock, int-teeth, 5/16 in-----	ea	2			(**)	H-1	X
G509-0232469		HM-17147AS AUC-2UU0210 HM-296A AUC-2UU01327 AUC-2UU3680A		GAGE, oil level (Bayonet type)-----	ea	1	(%)	(%)	(%)		X
G509-0194027				GASKET, oil pan drain plug (1) and strainer drain plug (1)-	ea	2	(%)	(%)	(%)		X
G510-7366104			7366104	LINE, crankcase to governor (35 1/2 in long) (Issue until stock is exhausted, then use CONDUIT 17-C-18035-50, CON- NECTOR 7744092, ELBOW 570821 and TUBING 44- T-5080-15).	ea	1					†
G510-0276500		AUC-15UU2565		LINE, flex, pressure gage, assy-----	ea	1	(%)	(%)	(%)		X
G511-7377697		AUC-16UUA2565	7377697	LINE, flex, viscometer, assy-----	ea	1	(%)	(%)	(%)		X
G510-7366105		AUC-16UKS2616	7366105	LINE, pressure gage to flex line, assy (51 7/8 in long) (Issue until stock is exhausted, then use CONDUIT 17-C- 18035-50, NUT 116452 and TUBING 44-T-5080-15).	ea	1					†
G691-7744069		AUC-16UKSA2616	7744069	LINE, viscometer gage to flex line, assy (66 1/4 in long) (Issue until stock is exhausted, then use CONDUIT 17-C- 18035-50, (2) NUT 4311593, (2) SLEEVE 114628 and TUBING 44-T-5080-15).	ea	1					†
				LINE, viscometer to flex line, assy (Use CONDUIT 17-C- 18035-50, (2) NUT 431593, (2) SLEEVE 114628 and TUBING 44-T-5080-15).	ea	1					†

H006-0104045	-----	-----	120487	TUBING 44-T-5080-15). LINE, viscometer to tee (Use TUBING 44-T-5080-15 and (2) NUT 142432).	ea	1	-----	-----	-----	H-6	X
H106-0431593	-----	-----	431593	NUT, ball sleeve compression tube fitting, 3/16 in (viscome- ter gage line).	ea	4	-----	-----	-----	H-6	X
H006-0230415	-----	-----	116452	NUT, ball sleeve compression tube fitting, 1/4 in (viscometer gage line (2) and viscometer line (2)).	ea	1	-----	-----	-----	H-6	X
H006-0230210	-----	-----	142432	NUT, flared tube fitting, 1/4 in (pressure gage to flex line) -- NUT, inverted flared tube fitting, 1/4 in (viscometer to tee line).	ea	2	-----	-----	-----	H-6	X
G136-7376241	-----	HM-14867A AUC-2UU0104	7376241	PLUG, drain, oil pan (1) and strainer (1) -----	ea	2	(%)	(%)	-----	H-6	X
H006-0230525	-----	-----	120488	SLEEVE, ball, compression tube fitting, 3/16 in (viscometer gage line).	ea	1	-----	-----	-----	H-6	X
H006-0230530	-----	-----	114628	SLEEVE, ball, compression tube fitting, 1/4 in (viscometer gage line (2) and viscometer line (2)).	ea	4	-----	-----	-----	H-6	X
H006-0232325	-----	-----	114940	TEE, tube, compression, 1/4 in tube, 1/8 in male pipe side, assy (pressure gage flex line).	ea	1	-----	-----	-----	H-6	X
H007-0218065	-----	-----	44-T-5080- 15	TUBING, seamless, size 1/4 in (lines) -----	ft	‡	-----	-----	-----	H-7	X
0108—Intake and Exhaust Manifolds											
G509-0194057	-----	HM-17054A AUC-2UU05355	-----	GASKET, exhaust manifold, inner (Also available as part of GASKET SET 7377603).	ea	2	(%)	2	2	H-6	X
G509-0194067	-----	DT-31022-F HM-17055A AUC-2UUA0535	-----	GASKET, exhaust manifold, outer (Also available as part of GASKET SET 7377603).	ea	2	(%)	2	2	H-6	X
G156-0194038	-----	HM-19764A AUC-2UU01428	-----	GASKET, heat box to exhaust manifold (Also available as part of GASKET SET 7377603).	ea	1	(%)	1	1	H-6	X
G509-0194020	-----	HM-19763A AUC-2UU01429	-----	GASKET, heat box to intake manifold (Also available as part of GASKET SET 7377603).	ea	1	(%)	1	1	H-6	X
G509-0194016	-----	HM-17056A AUC-2UU013	-----	GASKET, intake manifold (Also available as part of GAS- KET SET 7377603).	ea	3	(%)	3	3	H-6	X
G510-7377603	-----	AUC-2UU01504A	7377603	GASKET SET, manifold ----- Composed of:	ea	-----	(%)	1	1	H-6	X
		Z-C141-4-7 AUC-6N2375B	-----	2 GASKET (subgroup 0301). ⁵							
		HM-17054A AUC-2UU0535	-----	2 GASKET (subgroup 0108). ⁵							
		HM-17055A AUC-2UUA0535	-----	2 GASKET (subgroup 0108). ⁵							
		AUC-7C222 HM-19764A	-----	1 GASKET (subgroup 0401). ⁵							
		AUC-2UU01428	-----	1 GASKET (subgroup 0108). ⁵							

0109.1—Accessory Drive

G510-7347702	HM-16143A AUC-5UU0602	7347702	CHAIN, water pump flex coupling (Issue until stock is exhausted, then use COUPLING HM-18354AS).	ea	1	-----	-----	-----	† X
G509-0140525	HM-18354AS AUC-5UU0280	-----	COUPLING, flex, water pump, w/CHAIN and SPROCKETS assy.	ea	1	(%)	(%)	(%)	X
G509-7743779	AUC-5UU0643	7743779	KIT, repair, water pump flex coupling chain-----	ea	-----	(%)	(%)	(%)	X
	HM-18362A AUC-5UU0604	-----	Composed of: 1 COVER, link.						
	HM-18361A AUC-5UU0603	-----	1 LINK, chain.						
	HM-18363A AUC-5UU0605	-----	1 LOCK, link.						
G509-0221085	HM-18359A AUC-5UU0601	-----	SPROCKET, S, 3/4 ID, 14 teeth, (water pump, flex coupling) (water pump shaft) (Issue until stock is exhausted, then use COUPLING HM-18354AS).	ea	1	-----	-----	-----	† X
G509-7375918	HM-18364A AUC-5UU0599	7375918	SPROCKET, S, 1 ID, 14 teeth (water pump, flex coupling) (drive shaft) (Issue until stock is exhausted, then use COUPLING HM-18354AS).	ea	1	-----	-----	-----	† X
GROUP 02—CLUTCH									
0200—Housing									
G510-7374078	AUC-3UN2119B	7374078	BEARING, bushing type, release shaft-----	ea	2	-----	(%)	(%)	X
H016-0504202	-----	504202	ELBOW, lubr fitting, angle 90 deg, 1/8-27NPT, male and female thds (housing).	ea	2	-----	-----	(**)	X
H016-0504208	-----	504208	FITTING, lubr, hydraulic type, 1/8-27NPT male (housing)-----	ea	2	-----	-----	(**)	X
0201—Disk and Pressure Plate									
G509-7348384	LPE-150-6-173 AUC-3UU0770	7348384	DISK, driven, w/FACINGS, assy (Also available as part of ENGINE 7521393).	ea	1	-----	(%)	(%)	X
G509-7540259	LPE-150-1-146 AUC-3UU0800	7540259	PLATE, pressure, w/COVER, assy (Issue until stock is exhausted, then use PLATE 7376836) (Also available as part of ENGINE 7521393).	ea	1	-----	-----	-----	† X
G509-7376836	LPE-150-1-295	7376836	PLATE, pressure, w/COVER, assy-----	ea	1	-----	(%)	(%)	X
H101-0215450	-----	215450	SCREW, cap, 3/8-16NC-2 x 1-----	ea	12	-----	-----	(**)	X
H001-7017681	-----	138489	WASHER, lock, ext-teeth, 3/8 in-----	ea	12	-----	-----	(**)	X
0202—Release Mechanism									
H012-0710108	-----	710108	BEARING, ball, JAN 999-13014-0000 (sgle row, clutch release, 2.250 bore, 3.6875 OD, 0.797 overall width).	ea	1	-----	(%)	(%)	X

For explanation of footnotes, see NOTES, page 85.

(1) STOCK NO.	(2) FEDERAL ITEM IDENTIFICA- TION NO.	(3) MFR'S PART NO.	(4) ORDNANCE PART NO.	(5) DESCRIPTION	(6) UNIT OF ISSUE	(7) QUANTITY INCORPO- RATED IN UNIT	(8) ORGANIZATIONAL ALLOWANCES			(9) REFERENCE SYMBOLS
							NO. OF MAJOR ITEMS			
							1-6 (a)	7-25 (b)	26-75 (c)	
ORGANIZATIONAL SPARE PARTS FOR TRUCK— Continued										
GROUP 02—CLUTCH—Continued										
0202—Release Mechanism—Continued										
G511-7704113		AUC-10T125	7704113	BEARING, bushing type, pedal shaft	ea	1			(% %)	X
G510-7366113		AUC-10S215	7366113	BEARING, bushing type, pedal yoke pin	ea	1			(% %)	X
H001-5027541	021-4463		214463	BOLT, mach, 7/16-14NC-2 x 1 1/2 (control shaft stop lever)	ea	1			(**)	X
G510-7377646		AUC-3B3125	7377646	CARRIER, release bearing	ea	1			(% %)	X
H016-0504201			504201	ELBOW, lubr fitting, angle 45 deg, 1/8-27NPT male and female thds (pedal)	ea	1			(**)	X
H016-0504208			504208	FITTING, lubr, hydraulic type, 1/8-27NPT, male (pedal)	ea	1			(**)	X
G510-7377555		AUC-10T258	7377555	FORK, release	ea	2			(% %)	X
H101-0215453			215453	SCREW, cap, 3/8-16NC-2 x 1 1/4	ea	2			(**)	X
H001-7025741			120382	WASHER, lock, 3/8 in	ea	2			(**)	X
H001-0518023	010-3907		103907	KEY, Woodruff, 3/16 x 7/8 (release fork (2) and control shaft stop lever (1))	ea	3			(**)	X
H001-0518035	011-3782		113782	KEY, Woodruff, 1/4 x 1 (control shaft operating lever)	ea	1			(**)	X
G691-7744052		AUC-10TE309A	7744052	LEVER, operating, control shaft	ea	1			(%)	X
G691-7744053		AUC-3Y2197	7744053	LEVER, stop, control shaft	ea	1			(%)	X
H101-0220073			220073	NUT, hex, 1/2-13NC-2 (control shaft stop lever screw)	ea	1			(**)	X
H001-4027581			214267	NUT, hex, 1/2-20NF-2 (control rod)	ea	2			(**)	X
G691-7743993		AUC-10UU2292	7743993	PAD, pedal	ea	1		(%)	(%)	X
H001-5128691	013-2277		132277	BOLT, mach, 1/4-20NC-2 x 1 1/4	ea	2			(**)	X
H001-4026501	022-0069		220069	NUT, plain, 1/4-20NC-2	ea	2			(**)	X
H001-7025681			120380	WASHER, lock, 1/4 in	ea	2			(**)	X
G691-7743992		AUC-10UU5882	7743992	PEDAL, w/BEARING, assy	ea	1			(%)	X
G510-7704121		AUC-10D2988	7704121	RING, lock, pedal shaft	ea	1			(% %)	X
G691-7743994		AUC-10UU348	7743994	ROD, control	ea	1			(%)	X
H101-0213821			213821	SCREW, cap, 1/2-13NC-2 x 2 1/4 (stop, control shaft stop lever)	ea	1			(**)	X
G510-7704114		AUC-10UB255	7704114	SHAFT, clutch and brake pedal	ea	1			(%)	X
G510-7377558		AUC-10UU361	7377558	SHAFT, control	ea	1			(% %)	X
G510-7377550		AUC-10W165	7377550	SPRING, release bearing carrier	ea	1			(% %)	X

G510-7377678	AUC-10S2147	7377678	SPRING, return, pedal	1		(%)			X
H001-7025771		120383	WASHER, lock, $\frac{1}{16}$ in (control shaft stop lever bolt)	1		(**)		H-1	X
G510-7704085	AUC-S3316	7704085	WASHER, plain, 1 in (pedal shaft)	1		(%)			X
G510-7377624	AUC-3A2145A	7377624	WICK, oil, release bearing sleeve	1		(% %)			X
GROUP 03—FUEL SYSTEM									
0301—Carburetor									
G510-0131592	Z-09932 AUC-6UU350	7002631	CARBURETOR, assy (Also available as part of ENGINE 7521393).	1	(%)	1	1		X
H101-0215565		215565	SCREW, cap, $\frac{1}{16}$ -14NC-2 x $1\frac{1}{4}$	2			(**)	H-1	X
H001-7025771		120383	WASHER, lock, $\frac{1}{16}$ in	2			(**)	H-1	X
G136-5301542	Z-C141-4-7 AUC-6N2375B	A301542	GASKET, carburetor to adapter (Also available as part of GASKET SET 7377603).	1	(%)	1	1		X
G507-5163262	HM-22564A AUC-2BL067	A163262	GASKET, pump to cylinder block	1	(%)	1	1		X
0302.1—Fuel Pump (2 Valve)									
G502-7735782	AC-1538747	7735782	GASKET, pump to cylinder block	1	(%)	1	1		X
G509-7735775	AC-1538449 AUC-6UUA4510	7735775	PUMP, fuel, assy (Issue until stock is exhausted, then use PUMP 7540144) (Also available as part of ENGINE 7521393).	1					+ X
G691-7540144	AC-5591284	7540144	PUMP, fuel, w/GASKET, assy	1	(%)	1	1		X
H101-0215366		215366	SCREW, cap, $\frac{5}{16}$ -18NC-2 x 1	2			(**)	H-1	X
H001-7025711		120214	WASHER, lock, $\frac{5}{16}$ in	2			(**)	H-1	X
G509-7099448	UTS-T195-12100 AUC-6UKSA 4330B	7099448	CLEANER, air, assy (open cab) (Issue until stock is exhausted, then use CLEANER 7743783).	1					+ X
G671-7743783	UTS-T195D14770	7743783	CLEANER, air, assy (open cab)	1	(%)	(%)	(%)		X
G510-7374079	UTS-H90-11260 AUC-6UKS4330	7374079	CLEANER, air, w/CLAMP, assy (closed cab)	1	(%)	(%)	(%)		X
H001-4026541		220071	NUT, plain, $\frac{3}{8}$ -16NC-2	4			(**)	H-1	X
H101-0215450		215450	SCREW, cap, $\frac{3}{8}$ -16NC-2 x 1	4			(**)	H-1	X
H001-7025741		120382	WASHER, lock, $\frac{3}{8}$ in	4			(**)	H-1	X
H001-7017681		138489	WASHER, lock, ext-teeth, $\frac{3}{8}$ in	4			(**)	H-1	X

(1) STOCK NO.	(2) FEDERAL ITEM IDENTIFICA- TION NO.	(3) MFR'S PART NO.	(4) ORDNANCE PART NO.	(5) DESCRIPTION	(6) UNIT OF ISSUE	(7) QUANTITY INCORPO- RATED IN UNIT	(8) ORGANIZATIONAL ALLOWANCES			(9) REFERENCE SYMBOLS
							BN, CO			
							NO. OF MAJOR ITEMS			
							1-6 (a)	7-25 (b)	26-75 (c)	
ORGANIZATIONAL SPARE PARTS FOR TRUCK— Continued										
GROUP 03—FUEL SYSTEM—Continued										
				0306—Tanks, Lines, Fittings, and Shut-Off Valves						
G502-7099916		STN-6685A	7099916	CAP, filler neck-----	ea	1	(%)	1		X
H005-0100580		AUC-6UKS311	17-C- 18035-90	CONDUIT, flex, size $\frac{3}{8}$ in.-----	ea	†			(**)	H-5
H006-0213530			118748	CONNECTOR, flared tube, $\frac{1}{4}$ in tube, $\frac{1}{8}$ in male pipe end (governor by-pass line).-----	ea	1			(**)	H-6
H006-0213540			118750	CONNECTOR, flared tube, $\frac{3}{8}$ in tube, $\frac{1}{4}$ in male pipe end (fuel pump inlet).-----	ea	1			(**)	H-6
H006-0312600			504264	CONNECTOR, tube, compression, $\frac{3}{8}$ in tube, $\frac{1}{4}$ in male pipe end, assy (fuel pump to carburetor line (2), auxiliary fuel tank outlet line (1), fuel filter inlet line (2) and main fuel tank outlet line (1)).-----	ea	6			(**)	H-6
H006-0261630			118753	ELBOW, flared tube, 90 deg, $\frac{1}{4}$ in tube, $\frac{1}{8}$ in male pipe end (w/o nut) (governor by-pass line).-----	ea	1			(**)	H-6
H006-0265105			120499	ELBOW, pipe, 90 deg, $\frac{1}{4}$ in (fuel pump outlet)-----	ea	1			(**)	H-6
H006-0504255			504255	ELBOW, tube, compression, 90 deg, $\frac{3}{8}$ in tube, $\frac{1}{4}$ in male pipe end, assy (main fuel tank outlet (1), fuel filter outlet (1), auxiliary tank outlet line (1) and auxiliary fuel tank vent line (2)).-----	ea	5			(**)	H-6
G510-7342824		AUC-6D3750	7342824	LINE, auxiliary fuel tank outlet, w/CONDUIT, assy (32 in lgh) (Use TUBING 44-T-5080-25, CONNECTOR 504264, CONDUIT 17-C-18035-90, and ELBOW 504255).-----	ea	1	(%)	(%)	(%)	X
G510-7377716		AUC-6UV31320	7377716	LINE, flex, fuel filter to fuel pump, assy----- LINE, flex, main fuel tank to auxiliary fuel tank, w/ELBOW- LINE, fuel filter inlet, w/CONDUIT (69 $\frac{3}{4}$ in long) (Use TUBING 44-T-5080-25, CONDUIT 17-C-18035-90 and (2) CONNECTOR 504264).-----	ea	1	(%)	(%)	(%)	X
G510-7366099		AUC-6UU4640A	7366099	LINE, fuel pump to carburetor, w/CONDUIT assy (35 $\frac{1}{2}$ in long) (Issue until stock is exhausted, then use TUBING	ea	1				† X

44-T-5080-25, CONDUIT 17-C-18035-90 and (2) CONNECTOR 504264).

LINE, governor by-pass, assy (7 $\frac{5}{16}$ in long) (Use TUBING 44-T-5080-15, CONNECTOR 118748, ELBOW 118753 and (2) NUT 116452).

LINE, main fuel tank outlet, w/CONDUIT, assy (58 $\frac{1}{2}$ in long) (Use TUBING 44-T-5080-25, CONDUIT 17-C-18035-90, CONNECTOR 504264 and ELBOW 504255).

LINE, vent, auxiliary fuel tank (18 $\frac{1}{4}$ in long) (Use TUBING 44-T-5080-25 and (2) ELBOW 504255).
 NIPPLE, pipe, $\frac{3}{4}$ x 1 $\frac{3}{8}$ (auxiliary fuel tank inlet)
 NUT, flared tube fitting, $\frac{1}{4}$ in (governor by-pass line)
 STRAP, support, auxiliary fuel tank (2) and main fuel tank (2).

BOLT, mach, $\frac{5}{8}$ -11NC-2 x 4 $\frac{1}{4}$

NUT, hex, $\frac{5}{8}$ -11NC-2

SCREW, cap, $\frac{5}{8}$ -11NC-2 x 1 $\frac{3}{4}$

WASHER, lock, $\frac{5}{8}$ in

TANK, fuel, auxiliary

TANK, fuel, main

TUBING, seamless, size $\frac{1}{4}$ in

TUBING, seamless, size $\frac{3}{8}$ in

UNION, pipe, 250 lb, $\frac{3}{4}$ in (auxiliary fuel tank inlet)

UNION, tube, compression, $\frac{3}{8}$ in, assy (auxiliary fuel tank outlet line).

VALVE, shut-off (at auxiliary fuel tank)

VALVE, shut-off (at fuel filter)

0309—Fuel Filter

BOWL, sediment

ELEMENT, fuel filter (br) (Used w/FILTER 7336377)

ELEMENT, fuel filter (paper) (Used w/FILTER 7740908)

FILTER, fuel, assy (Issue until stock is exhausted, then use FILTER 7336377).

FILTER, fuel, assy

NUT, plain, $\frac{3}{8}$ -16NC-2

H006-0229249		192470	ea	1						X
H006-0230415		116452	ea	2						X
G511-7744499	AUC-6UN0610	7744499	ea	4	(%)	(%)				X
H001-1013114		216060	ea	4						X
H101-0220085		220085	ea	8						X
H101-0426752		426752	ea	4						X
H001-7025861		121574	ea	12						X
G511-7744500	AUC-6UKSG4160	7744500	ea	1	(%)	(%)				X
G510-7741108	AUC-6UKSF4160	7741108	ea	1	(%)	(%)				X
H007-0218065		44-T-5080-15	ft	†						X
H007-0218110		44-T-5080-25	ft	†						X
H006-0289258		179690	ea	1						X
H006-0239049		140298	ea	1						X
G510-7377537	AUC-6UV322	7377537	ea	1	(%)	(%)				X
G512-7039114	AUC-6D022	7039114	ea	2	(%)	(%)				X
G507-7410172	Z-F8X59 AUC-6URK 0955A	7410172	ea	1	(%)					X
G690-7412387	Z-F6X17 AUC-6URK0953	7412387	ea	1	(%)					X
G510-7347366	Z-F6X8 AUC-6URK 0953A	7347366	ea	1	(%)					X
G514-7740908	Z-FR390-2 AUC-6URK 21020A	7740908	ea	1						† X
G509-0183053	Z-F360X7-2 AUC-6URK3- 1020	7336377	ea	1	(%)	(%)				X
H001-4026541		220071	ea	2						X

(1) STOCK NO.	(2) FEDERAL ITEM IDENTIFICA- TION NO.	(3) MFR'S PART NO.	(4) ORDNANCE PART NO.	(5) DESCRIPTION	(6) UNIT OF ISSUE	(7) QUANTITY INCORPO- RATED IN UNIT	(8) ORGANIZATIONAL ALLOWANCES			(9) REFERENCE SYMBOLS
							BN, CO			
							1-6 (a)	7-25 (b)	26-75 (c)	
ORGANIZATIONAL SPARE PARTS FOR TRUCK— Continued										
GROUP 03—FUEL SYSTEM—Continued										
0309—Fuel Filter—Continued										
G509-0183053		Z-F360X7-2 AUC-7URK3- 1020	7336377	FILTER, fuel, assy—Continued						
H101-0215461			215461	SCREW, cap, $\frac{3}{8}$ -16NC-2 x $1\frac{3}{4}$	ea	2				H-1
H001-7021801			138542	WASHER, lock, int-teeth, $\frac{3}{8}$ in	ea	4				H-1
H001-7124741			178551	WASHER, lock, int-ext-teeth, $\frac{3}{8}$ x 0.985	ea	2				H-1
G507-7410175		Z-F1X10 AUC-6URK0949	7410175	GASKET, cork and ru, $2\frac{9}{16}$ ID, 3 OD, $\frac{1}{8}$ thk (sediment bowl)	ea	1	(%)	1	2	X
G502-7347647		Z-F1X15 AUC-6URK0951	7347647	GASKET, S or cop, $1\frac{5}{32}$ ID, $2\frac{1}{32}$ OD, $\frac{3}{64}$ thk (sediment bowl stud nut).	ea	1	(%)	1	1	X
G507-7410178		Z-F5X7 AUC-6URK0952	7410178	NUT, blind, hex, $\frac{3}{8}$ -16NC (sediment bowl stud)	ea	1	(%)	1	1	X
G507-7410174		Z-F26X3 AUC-6URK0957	7410174	NUT, element, w/SEAT	ea	1	(%)	1	1	X
H006-0283905			219190	PLUG, pipe, $\frac{1}{4}$ in (fuel filter head)	ea	2				H-6
H006-0283195			127951	PLUG, pipe, $\frac{1}{4}$ in (sediment bowl)	ea	1				H-6
G507-7410176		Z-F16X27	7410176	STUD, S, cd or zn-pltd, $\frac{3}{8}$ -16NC- $3\frac{3}{8}$ - $3\frac{3}{8}$ -16NC-2 x 5.56 (sediment bowl).	ea	1	(%)	1	1	X
0312—Accelerator, Throttle, and Choke Controls										
G510-7065769		AUC-12W179	7065769	BEARING, bushing type, accelerator cross shaft tube	ea	2	(%)	(%)	(%)	X
G510-7740521		AUC-10ZUKS3750	7740521	CONTROL, choke and throttle, assy	ea	2	(%)	(%)	(%)	X
H001-4167601	012-0369		120369	NUT, plain, $\frac{3}{8}$ -24NF-2	ea	1				H-1
H001-7023741			120381	WASHER, lock, $\frac{3}{8}$ in	ea	1				H-1
G511-7744911		AUC-10DFJ272	7744911	LEVER, accelerator pedal control rod	ea	1	(%)	(%)	(%)	X
H001-0829601	011-2012		112012	PIN, stght, $\frac{1}{8}$ x 1	ea	1				H-1
G511-7744900		AUC-10SA272	7744900	LEVER, throttle valve shaft control rod	ea	1	(%)	(%)	(%)	X
H001-0829596	011-2011		112011	PIN, stght, $\frac{1}{8}$ x $\frac{7}{8}$	ea	1				H-1
H001-0811037	010-3372		103372	PIN, cotter, $\frac{3}{32}$ x $\frac{1}{2}$ (accelerator pedal control rod)	ea	1				H-1

H001-0823002	011-4783	114783	PIN, stght, $\frac{1}{4}$ x $4\frac{3}{4}$ (accelerator pedal rod end yoke (1) and throttle valve shaft control rod yoke (1)).	ea	2	(**)	H-1	X
H001-0811025	010-3361	103361	PIN, cottier, $\frac{1}{16}$ x $\frac{1}{2}$	ea	2	(**)	H-1	X
G511-7744495	AUC-10UU328	7744495	ROD, control, accelerator pedal	ea	1	(%)		X
G511-7744901	AUC-10UU3194	7744901	ROD, control, throttle valve shaft	ea	1	(%)		X
G511-7744494	AUC-10UB2729	7744494	SHAFT, accelerator pedal	ea	1	(%)		X
H001-0829601	011-2012	112012	PIN, stght, $\frac{1}{8}$ x 1	ea	1	(**)	H-1	X
G510-7377556	AUC-10T263	7377556	SPRING, return, throttle valve shaft control rod lever	ea	1	(%)		X
H101-0116383		116383	YOKE, rod end, $\frac{1}{4}$ -28NF-2 (accelerator pedal (1) and throttle valve shaft control rod (1)).	ea	2	(**)	H-1	X
H001-4027501	021-8584	218584	NUT, plain, $\frac{1}{4}$ -28NF-2	ea	2	(**)	H-1	X
GROUP 04—EXHAUST SYSTEM								
0401—Muffler, Exhaust and Tail Pipes								
G510-7377538	AUC-7UU204	7377538	FLANGE, exhaust pipe (Also available as part of ENGINE 7521393).	ea	1	(%)		X
H101-0503157		503157	NUT, hex, $\frac{1}{2}$ -13NC-2 (Also available as part of GASKET SET 7377603).	ea	3	(**)	H-1	X
H101-0215687		215687	SCREW, cap, $\frac{1}{2}$ -13NC-2 x $2\frac{1}{2}$	ea	3	(**)	H-1	X
G511-7377540	AUC-7BL242	7377540	WASHER, lock, $\frac{1}{2}$ in (Also available as part of GASKET SET 7377603).	ea	6	(%)		X
G510-7377539	AUC-7C222	7377539	GASKET, exhaust pipe flange (Also available as part of GASKET SET 7377603).	ea	1	(%)		X
G511-7704071	AUC-7CBA410	7704071	MUFFLER, assy	ea	1	(%)		X
H101-0220073		220073	NUT, hex, $\frac{1}{2}$ -13NC-2 (muffler clamp to bracket screw)	ea	2	(**)	H-1	X
G511-7377545	AUC-7UV403	7377545	PIPE, exhaust	ea	1	(%)		X
H101-0503156		503156	NUT, hex, $\frac{7}{16}$ -14NC-2	ea	1	(**)	H-1	X
H101-0427156		427156	SCREW, cap, $\frac{7}{16}$ -14NC-2 x $3\frac{1}{2}$	ea	1	(**)	H-1	X
H001-7025771		120383	WASHER, lock, $\frac{7}{16}$ in	ea	2	(**)	H-1	X
G510-7377541	AUC-7N309A	7377541	PIPE, tail (Issue until stock is exhausted, then use PIPE 7736003).	ea	1			X
G511-7736003	AUC-7N009AS	7736003	PIPE, tail, w/CLAMP, assy	ea	1	(%)		X
H101-0213811		213811	SCREW, cap, $\frac{1}{2}$ -13NC-2 x 2 (muffler clamp to bracket)	ea	2	(**)	H-1	X
G510-7372037	AUC-12UUA9108	7372037	SPACER, $1\frac{7}{32}$ ID, 1 OD, $\frac{1}{4}$ thk, muffler clamp	ea	2	(%)		X
H001-7025801		120384	WASHER, lock, $\frac{1}{2}$ in (muffler clamp to bracket screw nut)	ea	4	(**)	H-1	X
GROUP 05—COOLING SYSTEM								
0501—Radiator								
G510-0131548	AC-850167		CAP, expansion tank (Issue until stock is exhausted, then use CAP 7373365).	ea	1			X
G742-7373365	AUC-5C3300	7373365	CAP, expansion tank, w/CHAIN	ea	1	(%)		X

(1) STOCK NO.	(2) FEDERAL ITEM IDENTIFICA- TION NO.	(3) MFR'S PART NO.	(4) ORDNANCE PART NO.	(5) DESCRIPTION	(6) UNIT OF ISSUE	(7) QUANTITY INCORPO- RATED IN UNIT	(8) ORGANIZATIONAL ALLOWANCES			(9) REFERENCE SYMBOLS	
							BN, CO				
							1-6 (a)	7-25 (b)	26-75 (c)		
				ORGANIZATIONAL SPARE PARTS FOR TRUCK— Continued							
				GROUP 05—COOLING SYSTEM—Continued							
				0501—Radiator—Continued							
G510-7033345		STN-4670A	7033345	CAP, filler.....	ea	1	(%)	1	(%)	1	X
G510-7366101		AUC-5D0300	7366101	CUSHION, top support (felt).....	ea	5	(%)	(%)	(%)		X
G501-5262210		AUC-5UKS2597 AC-846732	A262210	GASKET, fiber, 1.687 ID, 2.126 OD, 0.062 thk (expansion tank cap).....	ea	1	(%)	1	(%)	1	X
G510-7377529		AUC-5C2169 AUC-5UU256	7377529	PAD, support bracket.....	ea	2	(%)	(%)	(%)		X
G510-7377534		AUC-5UUA590	7377534	RADIATOR, w/CAPS, assy.....	ea	1	(%)	(%)	(%)		X
H101-0172654	017-2654		172654	NUT, sltd, $\frac{3}{8}$ -16NC-3.....	ea	2					X
H001-4217681	017-2938		125250	NUT, sltd, $\frac{1}{2}$ -20NF-2.....	ea	1					X
H101-0172938	010-3374		172938	NUT, sltd, $\frac{5}{8}$ -11NC-3.....	ea	2					X
H001-0811040	010-3374		103374	PIN, cotter, $\frac{3}{32}$ x 1.....	ea	2					X
H001-0811052	010-3385		103385	PIN, cotter, $\frac{1}{8}$ x 1.....	ea	1					X
H001-0811053	010-3386		103386	PIN, cotter, $\frac{1}{8}$ x $1\frac{1}{4}$	ea	2					X
H101-0426976			426976	SCREW, cap, dld-f/c-pin, $\frac{3}{8}$ -16NC-2 x $1\frac{3}{4}$	ea	2					X
G510-7372039		AUC-5UKS2389	7372039	STUD.....	ea	2	(%)	(%)	(%)		X
G510-7366160		AUC-S927	7366160	WASHER.....	ea	2	(%)	(%)	(%)		X
G510-7366161		AUC-S1960	7366161	WASHER.....	ea	2	(%)	(%)	(%)		X
H001-7124751			178556	WASHER, lock, int-ext-teeth, $\frac{3}{8}$ x 1.070.....	ea	1					X
G510-7736017		AUC-S722	7736017	WASHER, $1\frac{1}{32}$ ID, $1\frac{1}{2}$ OD, $\frac{1}{16}$ thk.....	ea	4	(%)	(%)	(%)		X
G510-7377530		AUC-5UU258	7377530	SPRING, support, lower bracket stud.....	ea	2	(%)	(%)	(%)		X
G510-5343299		AUC-5NL2375	A343299	SPRING, support, upper bracket stud.....	ea	1	(%)	(%)	(%)		X
				0503—Fittings, Lines, Hoses, and Thermostat							
H006-0210100			144036	BUSHING, pipe, $\frac{3}{8}$ x $\frac{1}{4}$ (air compressor water lines).....	ea	3				(**)	X
H006-0502917			502917	CLAMP, hose, $1\frac{1}{2}$ in (water pump by-pass pipe).....	ea	4				(**)	X
G503-7099792		AUC-S2398	7099792	CLAMP, hose, $2\frac{1}{4}$ in (radiator outlet (4), water pump dis- charge (2) and radiator inlet (2)) (Issue until stock is exhausted, then use CLAMP 502922).....	ea	8					X

H006-0502922				502922	CLAMP, hose, 2 1/4 in (radiator outlet (4), water pump discharge (2) and radiator inlet (2)).	ea	8		(**)	H-6	X
H006-0100820				118536	COCK, drain, 3/8 in male pipe end (radiator outlet elbow)	ea	1		(**)	H-6	X
H006-0312600				504264	CONNECTOR, tube, compression, 3/8 in tube, 1/4 in male pipe end, assy (air compressor water lines).	ea	2		(**)	H-6	X
G510-7377533		AUC-5UU461		7377533	ELBOW, inlet, radiator	ea	1	(%)	(%)		X
H101-0215565				215565	SCREW, cap, 7/16-14NC-2 x 1 1/4	ea	2		(**)	H-1	X
H001-7025771				120383	WASHER, lock, 7/16 in	ea	2		(**)	H-1	X
G510-7377669		AUC-5UU3158A		7377669	ELBOW, inlet, water pump (Also available as part of ENGINE 7521393).	ea	1	(%)	(%)		X
H101-0215450				215450	SCREW, cap, 3/8-16NC-2 x 1	ea	2		(**)	H-1	X
H001-7025741				120382	WASHER, lock, 3/8 in	ea	2		(**)	H-1	X
G511-7377531		AUC-5UU305		7377531	ELBOW, outlet, radiator	ea	1	(%)	(%)		X
H001-5454521				180120	SCREW, cap, 3/8-16NC-3 x 3/4	ea	2		(**)	H-1	X
H001-7025741				120382	WASHER, lock, 3/8 in	ea	2		(**)	H-1	X
H006-0265010				121619	ELBOW, pipe, 45 deg, 1/4 in (air compressor water lines)	ea	2		(**)	H-6	X
H006-0504255				504255	ELBOW, tube, compression, 90 deg, 3/8 in tube, 1/4 in male pipe end, assy (air compressor water lines).	ea	2		(**)	H-6	X
G510-7377532		AUC-5UU362		7377532	FLANGE, outlet, thermostat housing (Also available as part of ENGINE 7521393).	ea	1	(%)	(%)		X
H101-0215453				215453	SCREW, cap, 3/8-16NC-2 x 1 1/4	ea	2		(**)	H-1	X
H001-7025741				120382	WASHER, lock, 3/8 in	ea	2		(**)	H-1	X
G510-0194051		AUC-S1489			GASKET, radiator inlet elbow	ea	1	(%)	(%)		X
G510-0194050		AUC-S1478			GASKET, radiator outlet elbow	ea	1	(%)	(%)		X
G509-0194024		HM-80771A AUC-5UU0272			GASKET, thermostat housing	ea	1	(%)	(%)		X
G510-0194049		AUC-S1469			GASKET, water outlet flange to thermostat housing	ea	1	(%)	(%)		X
G509-0194068		HM-8179A			GASKET, water outlet manifold	ea	2	(%)	(%)		X
G509-0194017		AUC-5UU0607 HM-15179B			GASKET, water pump discharge manifold	ea	1	(%)	(%)		X
G691-7414385		AUC-5UU094		7414385	GASKET, water pump inlet elbow	ea	1	(%)	(%)		X
G510-7366154		AUC-S4082		7366154	HOSE, inlet radiator (9 1/2 in long) (ru) (Issue until stock is exhausted, then use HOSE 33-H-775).	ea	1	(%)	(%)		X
G510-0217817		AUC-S2372			HOSE, outlet, radiator (4 in long) (ru) (Issue until stock is exhausted, then use HOSE 33-H-775).	ea	2				X
G510-7366163		AUC-W2779-4		7366163	HOSE, outlet, radiator (4 in long) (ru) (Issue until stock is exhausted, then use HOSE 33-H-775).	ea	2				X
G510-7366162		AUC-W2777-3		7366162	HOSE, water pump by-pass pipe (3 in long) (ru) (Issue until stock is exhausted, then use HOSE 33-H-771).	ea	2				X
G510-0217816		AUC-S2356			HOSE, water pump by-pass pipe (3 in long) (ru) (Issue until stock is exhausted, then use HOSE 33-H-771).	ea	2				X
G510-7366153		AUC-W2779-5-1/8		7366153	HOSE, water pump discharge (5 1/8 in long) (ru) (Issue until stock is exhausted, then use HOSE 33-H-775).	ea	1				X
H007-0100180				33-H-771	HOSE, radiator, ID 1 in	ft	†		(**)	H-7	X
H007-0100220				33-H-775	HOSE, radiator, ID 1 3/4 in	ft	†		(**)	H-7	X

(1) STOCK NO.	(2) FEDERAL ITEM IDENTIFICA- TION NO.	(3) MFR'S PART NO.	(4) ORDNANCE PART NO.	(5) DESCRIPTION	(6) UNIT OF ISSUE	(7) QUANTITY INCORPO- RATED IN UNIT	(8) ORGANIZATIONAL ALLOWANCES			(9) REFERENCE SYMBOLS
							BN, CO			
							1-6 (a)	7-25 (b)	26-75 (c)	
ORGANIZATIONAL SPARE PARTS FOR TRUCK— Continued										
GROUP 05—COOLING SYSTEM—Continued										
				0503—Fittings, Lines, Hoses, and Thermostat—Continued						
G510-7086724		HM-17904C AUC-5UU4271	7086724	HOUSING, thermostat, upper	ea	1	(%)	(%)	(%)	X
H101-0215469			215469	SCREW, cap, $\frac{3}{8}$ -16NC-2 x $2\frac{1}{2}$	ea	2			(**)	X
G509-0382029		AUC-5UUA0579	120382	SCREW, cap, $\frac{3}{8}$ -16NC-2 x $3\frac{1}{8}$	ea	2	(%)	(%)	(%)	X
H001-7025741			7366102	WASHER, lock, $\frac{3}{8}$ in	ea	4			(**)	X
G510-7366102		AUC-25UU4780		LINE, air compressor to manifold, assy (22 in long) (Issue until stock is exhausted, then use BUSHING 144036, CONNECTOR 504264, ELBOW 504255, ELBOW 121619 and TUBING 44-T-5080-25).	ea	1				† X
G510-7366093		AUC-25UUA4362	7366093	LINE, water pump to air compressor (18 $\frac{3}{8}$ in long) (Issue until stock is exhausted, then use TUBING 44-T-5080-25).	ea	1				† X
G510-7366094		AUC-25UUA4780	7366094	LINE, water pump to air compressor, assy (18 $\frac{3}{8}$ in long) (Issue until stock is exhausted, then use (2) BUSHING 144036, CONNECTOR 504264, ELBOW 504255, ELBOW 121619 and TUBING 44-T-5080-25).	ea	1				† X
G509-0287355		HM-15178C AUC-5UU0612		MANIFOLD, discharge, water pump	ea	1	(%)	(%)	(%)	X
H101-0214626			214626	SCREW, cap, $\frac{5}{16}$ -18NC-2 x $\frac{5}{8}$	ea	20			(**)	X
H001-7025711			120214	WASHER, lock, $\frac{5}{16}$ in	ea	20			(**)	X
G510-7086719		HM-17321C AUC-5UU0606	7086719	MANIFOLD, water outlet, w/lower thermostat HOUSING	ea	1	(%)	(%)	(%)	X
H101-0215675	021-5675		215675	BOLT, mach, $\frac{1}{2}$ -13NC-2 x $1\frac{1}{4}$	ea	4			(**)	X
H001-7025801			120384	WASHER, lock, $\frac{1}{2}$ in	ea	4			(**)	X
H006-0104054			140287	NUT, ball sleeve compression tube fitting, $\frac{3}{8}$ in (air compressor to pump lines).	ea	4			(**)	X
G510-7377670		AUC-5UU4443	7377670	PIPE, by-pass, water pump	ea	1	(%)	(%)	(%)	X
G510-7377528		AUC-5UU217	7377528	PIPE, outlet, radiator (1 $\frac{3}{4}$ in OD x 14 $\frac{7}{8}$ in long)	ea	1	(%)	(%)	(%)	X
G509-7715997		HM-11770BS AUC-5UU030	7715997	THERMOSTAT, w/cop GASKET, assy (Also available as part of ENGINE 7521393).	ea	1	(%)	(%)	(%)	X

H007-0218110	44-T-5080-25	TUBING, seamless, size $\frac{3}{8}$ in.	ft	†	(**)	H-7	X
0504—Water Pump							
G085-1255700	HM-2210A	COLLAR (dowel), S, $\frac{33}{64}$ ID, $\frac{11}{16}$ OD, $\frac{7}{32}$ thk (split, taper, water pump to cylinder block bolt).	ea	2	(%)		X
H006-0265005	AUC-2UU01373	ELBOW, pipe, 45 deg, $\frac{1}{8}$ in (grease cup) (Used w/packless type PUMP).	ea	1		H-6	X
H106-0125947		PLUG, pipe, $\frac{1}{8}$ in (drain) (Used w/packless type PUMP)	ea	1		H-6	X
H106-0143993		PLUG, pipe, $\frac{3}{8}$ in (drain) (Used w/packing type PUMP)	ea	1		H-6	X
H006-0283766		PLUG, pipe, $\frac{3}{4}$ in (cover) (Used w/packless type PUMP)	ea	1		H-6	X
G510-0345895	HM-16859DS	PUMP, water, assy (Used w/packing type PUMP) (Issue until stock is exhausted, then use PUMP 7033348).	ea	1			X
G510-7033348	AUC-5UU040	PUMP, water, assy (Used w/packless type PUMP) (Also available as part of ENGINE 7521393).	ea	1	(%)		X
H101-0215675	SZ-A113811	BOLT, mach, $\frac{1}{2}$ -13NC-2 x $1\frac{1}{4}$	ea	4		H-1	X
H001-7025801	HM-17165CS	WASHER, lock, $\frac{1}{2}$ in.	ea	4		H-1	X
	AUC-5UUA040						
0505—Fan							
H017-0507208		BELT, cog "V" type (Also available as part of ENGINE 7521393).	ea	2	1 2	4	X
G513-7088746	SZ-F07117	BLADE, fan, assy	ea	1	(%)		X
	AUC-5UU088						
H101-0214020		SCREW, cap, $\frac{5}{16}$ -18NC-2 x $1\frac{1}{2}$	ea	4		H-1	X
H001-7025711		WASHER, lock, $\frac{5}{16}$ in.	ea	4		H-1	X
G509-0126129	SZ-A110934	BRACKET, mounting	ea	1	(%)		X
	AUC-5UU054						
H101-0215681		BOLT, mach, $\frac{1}{2}$ -13NC-2 x $1\frac{3}{4}$	ea	2		H-1	X
H101-0427005		BOLT, mach, $\frac{1}{2}$ -13NC-2 x 3	ea	1		H-1	X
H101-0215690		SCREW, cap, $\frac{1}{2}$ -13NC-2 x 3	ea	1		H-1	X
H001-7025801		WASHER, lock, $\frac{1}{2}$ in.	ea	3		H-1	X
H101-0125829		WASHER, lock, ext-teeth, $\frac{1}{2}$ in.	ea	1		H-1	X
G691-7089573	SZ-A111545	FAN, w/BRACKET, assy (Also available as part of ENGINE 7521393).	ea	1	(%)		X
	AUC-5UU480						
G510-7696452	SZ-A11545	FAN, w/o BRACKET, assy	ea	1	(%)		X
	AUC-5UU4120						
H016-0504208		FITTING, lubr, hydraulic type, $\frac{1}{8}$ -27NPT, male (hub)	ea	1		H-16	X
G509-0194070	SZ-C7067	GASKET, bearing	ea	1	(%)		X
	AUC-5CB0242						
G510-7033360	SZ-C9095	GASKET, fan blade to hub	ea	1	(%)		X
	AUC-5UU0242						
H101-0220073		NUT, hex, $\frac{1}{2}$ -13NC-2 (adj screw)	ea	1		H-1	X
H001-0811040		PIN, cotter, $\frac{3}{32}$ x 1 (spindle bearing adj nut)	ea	1		H-1	X

(1) STOCK NO.	(2) FEDERAL ITEM IDENTIFICA- TION NO.	(3) MFR'S PART NO.	(4) ORDNANCE PART NO.	(5) DESCRIPTION	(6) UNIT OF ISSUE	(7) QUANTITY INCORPO- RATED IN UNIT	(8) ORGANIZATIONAL ALLOWANCES			(9) REFERENCE SYMBOLS
							BN, CO			
							NO. OF MAJOR ITEMS			
							1-6 (a)	7-25 (b)	26-75 (c)	
				ORGANIZATIONAL SPARE PARTS FOR TRUCK— Continued						
				GROUP 05—COOLING SYSTEM—Continued						
				0505—Fan—Continued						
G691-7089572		AUC-5UU0171	7089572	SCREW, adj	ea	1	(%)	(%)		X
G510-7089845		SZ-C115397 AUC-5UU0274	7089845	WASHER, clamp, fan bracket, front	ea	1	(%)	(%)		X
G510-7033644		SZ-C113013	7033644	WASHER, clamp, fan bracket, rear (Issue until stock is exhausted, then use WASHER 7089844).	ea	1				† X
G510-7089844		SZ-C115396 AUC-5UU0275	7089844	WASHER, clamp, fan bracket, rear	ea	1	(%)	(%)		X
G509-0443165		SZ-C2662 AUC-5UU0275	A186733	WASHER, clamp, S, 1.005 ID, 1 7/8 in OD, 3/16 in thk (fan bracket, front) (Issue until stock is exhausted, then use WASHER, 7089845).	ea	1				† X
G509-0443160		SZ-C17065 AUC-5TTL072	A186716	WASHER, clamp, S, cyanide hardened, 0.630 in ID, 1 1/4 in OD, 0.125 in thk, w/1/8 in tang (spindle bearing, front).	ea	1	(%)	(%)		X
H001-7025801			120384	WASHER, lock, 1/2 in (adj screw)	ea	1			(**)	H-1 X
				GROUP 06—ELECTRICAL SYSTEM						
				0601—Generator						
G509-0196299		AL-GEW4802 AUC-16BLU3 410		GENERATOR, assy (6 v)	ea	1	(%)	(%)		X
G547-7063991		HM-2168A	7063991	NUT	ea	1	(%)	(%)		X
G547-7063990		HM-2167A	7063990	SCREW, special, hex-hd, hanger-pt, S, 5/8-11NC-2 x 2	ea	1	(%)	(%)		X
H001-7023871			131205	WASHER, lock, 5/8 in	ea	1				X
G509-0382830		HM-4790A AUC-2UU01359		SEAL, oil, drive end head to crankcase (cork)	ea	1	(%)	(%)		X
				0602—Generator Regulator						
G510-0367338		AL-VRY4201A		REGULATOR, generator, assy (Issue until stock is exhausted, then use REGULATOR AL-VRY4201C).	ea	1				† X

H001-0367338

G510-0367338	AL-VRY4201C	REGULATOR, generator, assy	ea	1	(%)	(%)	(%)	X
H101-0174853	174853	NUT, plain, $\frac{5}{16}$ -18NC-3	ea	4	---	---	---	X
H101-0216933	216933	SCREW, cap, $\frac{5}{16}$ -18NC-2 x $1\frac{1}{4}$	ea	4	---	---	---	X
H001-7018711	120638	WASHER, lock, $\frac{5}{16}$ in	ea	4	---	---	---	X
0603.1—Starter (Delco-Remy)								
G512-7712405	7712405	BRUSH SET, starter	ea	1	(%)	(%)	(%)	X
G510-7366095	7366095	FRAME, w/field COILS, assy (Issue until stock is exhausted, then use STARTER AL-ML4209, subgroup 0603.3; and SWITCH AL-XA569, subgroup 0603.5).	ea	1	---	---	---	X
G510-0295837	---	STARTER, assy (Issue until stock is exhausted, then use STARTER AL-ML4209, subgroup 0603.3; and SWITCH AL-XA569, subgroup 0603.5).	ea	1	---	---	---	X
H101-0215461	215461	SCREW, cap, $\frac{3}{8}$ -16NC-2 x $1\frac{3}{4}$	ea	3	---	---	---	X
H001-7018741	131099	WASHER, lock, $\frac{3}{8}$ in	ea	3	---	---	---	X
0603.3—Starter (Auto-Lite)								
G510-7417957	7417957	STARTER, assy (12 v) (Also available as part of ENGINE 7521393).	ea	1	(%)	(%)	(%)	X
H001-5454701	180128	BOLT, mach, $\frac{3}{8}$ -16NC-3 x $1\frac{3}{4}$	ea	3	---	---	---	X
H001-7018741	131099	WASHER, lock, $\frac{3}{8}$ in	ea	3	---	---	---	X
0603.5—Starter Switches								
G510-0393785	DR-407J	SWITCH, series parallel, assy	ea	1	(%)	(%)	(%)	X
H001-5453141	180077	BOLT, mach, $\frac{5}{16}$ -18NC-3 x $\frac{3}{4}$	ea	2	---	---	---	X
H001-7025711	120214	WASHER, lock, $\frac{5}{16}$ in	ea	2	---	---	---	X
G150-0393775	B283060	SWITCH, solenoid, assy (Used w/STARTER DR-412)	ea	1	(%)	(%)	(%)	X
G509-0393791	---	SWITCH, solenoid, assy (Used w/STARTER AL-ML4209)	ea	1	(%)	(%)	(%)	X
H101-0132100	132100	BOLT, mach, No 10-32NF-2 x $\frac{5}{16}$	ea	2	---	---	---	X
H001-7021681	121801	WASHER, lock, int-teeth, No 10	ea	2	---	---	---	X
0604.1—Distributor								
G510-7373805	7373805	ADAPTER, tachometer and distributor drive, assy	ea	1	---	---	---	X
H001-5025511	216915	BOLT, mach, $\frac{1}{4}$ -20NC-2 x $\frac{5}{8}$	ea	1	---	---	---	X
G102-0401471	7340189	WASHER, plain, S, 0.508 ID, 0.720 OD, 0.812 thk	ea	1	---	---	---	X
G507-5346773	A214580 A346773	CAP, assy	ea	1	1	1	1	X

(1) STOCK NO.	(2) FEDERAL ITEM IDENTIFICA- TION NO.	(3) MFR'S PART NO.	(4) ORDNANCE PART NO.	(5) DESCRIPTION	(6) UNIT OF ISSUE	(7) QUANTITY INCORPO- RATED IN UNIT	(8) ORGANIZATIONAL ALLOWANCES			(9) REFERENCE SYMBOLS
							BN, CO			
							1-6 (a)	7-25 (b)	26-75 (c)	
				ORGANIZATIONAL SPARE PARTS FOR TRUCK— Continued						
				GROUP 06—ELECTRICAL SYSTEM—Continued						
				0604.1—Distributor—Continued						
G507-5346776		AL-IGW3139	A346776	CAPACITOR, distributor-----	ea	1	1	1		X
H101-0131875	013-1875		131875	BOLT, mach, No 6-32NC-2 x 3/16-----	ea	1			(**)	H-1
H001-7023561			131181	WASHER, lock, No 6 (Used w/DISTRIBUTOR AL- IGC4701).	ea	1			(**)	H-1
H001-7025561			131044	WASHER, lock, No 6 (Used w/DISTRIBUTORS 7706806 and 7743704).	ea	1			(**)	H-1
G510-7372091		SW-78282	7372091	CLAMP, adapter housing-----	ea	1		(%)	(%)	X
G510-7706806		AL-IAD4006	7706806	DISTRIBUTOR, assy (Issue until stock is exhausted, then use DISTRIBUTOR 7743704).	ea	1				X
G509-0152015		AL-IGC4701		DISTRIBUTOR, assy (Issue until stock is exhausted, then use DISTRIBUTOR 7743704).	ea	1				† X
G513-7743704		AL-IAD6001-1C	7743704	DISTRIBUTOR, assy (Also available as part of ENGINE 7521393).	ea	1	(%)	(%)	(%)	X
G507-5346774		AL-IGP3028FS	A346774	POINT SET, distributor-----	ea		1	1	2	X
				Composed of:						
		AL-IGP3028		1 ARM, breaker, assy.						
		AL-IGC1149		1 CONTACT, breaker.						
G507-7411996		AL-IGS1016B	7411996	ROTOR, distributor-----	ea	1	1	1	1	X
G507-5346778		AL-IGC175	5346778 A346778	SCREW, hex-hd, No 6-32 x 5/16, breaker arm spring clip-----	ea	1	1	1	1	X
				0607—Instrument Panel Lamps, Gages, Switches, and Harness						
G514-7540357		SW-440051 AUC-16UKSA 3630	7540357	AMMETER, auxiliary, assy-----	ea	1	(%)	(%)	(%)	X
G116-040021		SW-440047 AUC-16UKS3630	B280885	AMMETER, main, assy-----	ea	1	(%)	(%)	(%)	X

G116-1594664	SW-444068	7017107	GAGE, air pressure, assy	ea	1	(%)	(%)	(%)	X
G116-0400771	AUC-25UKS332 SW-441023		GAGE, fuel, assy	ea	1	(%)	(%)	(%)	X
G116-0400772	AUC-16UKS3775 SW-444063	7017110	GAGE, oil pressure, assy	ea	1	(%)	(%)	(%)	X
G509-7375959	AUC-16UKS3564	B266381	GAGE, viscometer, assy	ea	1	(%)	(%)	(%)	X
G510-7373838	AUC-16UKS31190 SW-442080-74	7375959 7373838	GAGE, water temperature, assy	ea	1	(%)	(%)	(%)	X
G510-7377701	AUC-16UKS			ea	1	(%)	(%)	(%)	X
G511-7413598	32040 AUC-16UKS3740	7377701	HARNES, wiring, junction block to instrument panel	ea	5	(%)	(%)	(%)	X
G503-7036866	AUC-16UKS31408 DR-1990544	7413598 7036866	HOOD, instrument panel light	ea	1	(%)	(%)	(%)	X
G501-5281878	AUC-16W22731		KNOB, blackout switch, w/set SCREW, assy	ea	1	(%)	(%)	(%)	X
G508-5323066	DR-1990550	A281878	KNOB, blackout driving light switch	ea	1	(%)	(%)	(%)	X
H104-0142303	AUC-16WA22731	7067856 A214532	KNOB, instrument panel light switch	ea	5	(%)	(%)	(%)	H-4
G511-7413599	AUC-16UKS3951	142303	LAMP, elec, incand, min, 6-8v, sgle-tun-fl, No 63, 3 cp (sgle- contact cand-bay-base, G-6 bulb, C-2R fl).	ea	5	(%)	(%)	(%)	X
H094-0506605		7413599 506605	SOCKET, dash light, assy	ea	1	(%)	(%)	(%)	H-4
G508-5261934	DR-1886809	5261934	SWITCH, blackout light, push-pull, safety lock, 4-position, assy (7 circuits).	ea	1	(%)	(%)	(%)	X
H001-7021861	AUC-16W22763		NUT, hex, S, 1/2-20NF-2	ea	1	(**)	(**)	(**)	H-1
G506-5296387	DR-1997797	138549	WASHER, lock, int-teeth, 1/2 in	ea	1	(%)	(%)	(%)	X
G510-7706498	DR-1997772	A296387 7706498	SWITCH, ignition, assy	ea	1	(%)	(%)	(%)	X
G508-7375698	AUC-16UKS 32672 HC-7474K		SWITCH, instrument panel light, assy	ea	1	(%)	(%)	(%)	X
G510-7706791	AL-SP2188	7375698	SWITCH, w/o KNOB, assy (blackout driving light)	ea	1	(%)	(%)	(%)	X
H001-5150151	AUC-16UKS 32676			ea	4	(**)	(**)	(**)	H-1
H001-4026501		133043	BOLT, mach, 1/4-20NC-2 x 3/4	ea	4	(**)	(**)	(**)	H-1
H001-7025681		220069	NUT, plain, 1/4-20NC-2	ea	4	(**)	(**)	(**)	H-1
G104-1526007	SPT-CA30	120380 7331503	WASHER, lock, 1/4 in	ea	8	(**)	(**)	(**)	H-1
G510-7088768	SPT-CDA30	7088768	BREAKER, circuit, horn (1) and low pressure warning buzzer (1) (30 amp) (Issue until stock is exhausted, then use BREAKER 7088768).	ea	2	(%)	(%)	(%)	X
H001-4135621		120622	BREAKER, circuit, horn (1) and low pressure warning buzzer (1) (30 amp).	ea	4	(**)	(**)	(**)	H-1
H101-0132768		132768	NUT, plain, No 8-32NC-2	ea	4	(**)	(**)	(**)	H-1
H001-7025591		121841	SCREW, mach, No 8-32NC-2 x 3/4	ea	4	(**)	(**)	(**)	H-1
			WASHER, lock, No 8	ea	8	(**)	(**)	(**)	H-1

(1) STOCK NO.	(2) FEDERAL ITEM IDENTIFICA- TION NO.	(3) MFR'S PART NO.	(4) ORDNANCE PART NO.	(5) DESCRIPTION	(6) UNIT OF ISSUE	(7) QUANTITY INCORPO- RATED IN UNIT	(8) ORGANIZATIONAL ALLOWANCES			(9) REFERENCE SYMBOLS
							BN, CO			
							1-6 (a)	7-25 (b)	26-75 (c)	
ORGANIZATIONAL SPARE PARTS FOR TRUCK— Continued										
GROUP 06—ELECTRICAL SYSTEM—Continued										
0608—Switches, Circuit Breakers, and Junction Block— Continued										
G510-7033355		SPT-B5500 AUC-16UKS 22649	7033355	BREAKER, circuit, series-parallel switch (60 amp) (Issue until stock is exhausted, then use BREAKER 7088769).						† X
H001-5089361	012-0612		120612	BOLT, mach, No 10-32NF-2 x 5/8	ea	2			(**)	H-1
H001-4135681	012-0614		120614	NUT, plain, No 10-32NF-2	ea	2			(**)	H-1
H001-7025621			120217	WASHER, lock, No 10	ea	4			(**)	H-1
G510-7088769		SPT-PDLA50 AUC-16UKSA 22649	7088769	BREAKER, circuit, series-parallel switch (60 amp)	ea	2		(%)	(%)	X
H001-5148881	013-2919		132919	BOLT, mach, No 10-32NF-2 x 7/8	ea	4			(**)	H-1
H001-4135681	012-0614		120614	NUT, plain, No 10-32NF-2	ea	4			(**)	H-1
H001-7025621			120217	WASHER, lock, No 10	ea	8			(**)	H-1
G160-0393850		BWE-221363 AUC-25NT0130S		KIT, repair, stoplight switch	ea			(%)	(%)	X
Composed of:										
1 CONNECTOR, terminal.										
1 DIAPHRAGM.										
2 NUT, terminal screw.										
1 SCREW, terminal.										
1 SCREW, terminal										
1 SPRING, contact plunger.										
2 TERMINAL, cable										

G510-7706496	DR-1997013 AUC-16UKS3699	7706496	SWITCH, dimmer, headlight (foot control type) (Issue until stock is exhausted, then use SWITCH 7000419).	ea	1				† X
G508-7000419	DR-1997014	7000419	SWITCH, dimmer, headlight (foot control type)	ea	1	(%)	(%)		X
H001-5150131	012-0628	120628	BOLT, mach, 1/4-20NC-2 x 1/2	ea	2		(**)		X
H001-7018681		131098	WASHER, lock, 1/4 in	ea	2		(**)		X
G510-7377696	AT-8963 AUC-16NF01241	7377696	SWITCH, spotlight	ea	1	(%)	(%)		X
G160-0393786	BWE-215537 AUC-25NT2130	A142580	SWITCH, stoplight	ea		(%)	(%)		X
H001-5150181	013-3049	133049	BOLT, mach, 1/4-20NC-2 x 1	ea	2		(**)		X
H001-4026501	022-0069	220069	NUT, plain, 1/4-20NC-2	ea	2		(**)		X
H001-7025681		120380	WASHER, lock, 1/4 in	ea	2		(**)		X
0609.1—Head, Tail and Marker Lights									
H004-0504435		504435	DOOR, blackout marker light, w/LENS and FILTER, assy	ea	2	(%)	(%)		X
H101-0131979		131979	BOLT, mach, No 8-32NC-2 x 3/4	ea	4		(**)		X
H004-0504430		504430	DOOR, blackout tail and stop light, w/SCREWS	ea	1	(%)	(%)		X
H101-0132780		132780	BOLT, mach, No 8-32NC-2 x 1 1/4	ea	4		(**)		X
H004-0504432		504432	DOOR, blackout, tail light and service tail and stop light, w/SCREWS	ea	1	(%)	(%)		X
H004-0504426		504426	DOOR, headlight, assy	ea	2	(%)	(%)		X
H001-5125831		131963	BOLT, mach, No 8-32NC-2 x 3/8	ea	2		(**)		X
G508-5265618	GL-5933075 AUC-16W02632	A265618	GASKET, blackout marker light door	ea	2	(%)	(%)		X
G691-7538583	GL-5933522 AUC-16UKSA 0992	7538583	HARNES (connector), headlight, w/CABLES, assy	ea	2	(%)	(%)		X
H104-0142303		142303	LAMP, elec, incand, min, 6-8 v, sgltun-fil, No 63, 3 cp (sgltun-fil)	ea	2	(%)	2	H-4	X
H104-0119294		119294	LAMP, elec, incand, min, 6-8 v, sgltun-fil, No 87, 15 cp (sgltun-fil)	ea	8	(%)	4	H-4	X
H004-0504423		504423	LAMP-UNIT, blackout stop light, sealed, 1-opng (upper), 6-8 v, 3 cp.	ea	1	(%)	1	H-4	X
H004-0504420		504420	LAMP-UNIT, blackout tail light, sealed, 4-opng (lower), 6-8 v, 3 cp.	ea	2	(%)	1	H-4	X
H004-0504433		504433	LAMP-UNIT, incand, blackout headlight, sealed, shielded, metal reflector, 6-8 v, No 2405S (8-32NC-2 screw terminal).	ea	2	(%)	1	H-4	X
H104-0193153		193153	LAMP-UNIT, incand, sealed, metal reflector, 12-16 v, dble-tun-fil, 3-prong base, No 4431, 45-35 w (PAR-46 bulb).	ea	2	(%)	2	H-4	X
H004-0504417		504417	LAMP-UNIT, service tail and stop light, sealed (upper), 6-8 v, 21-3 cp.	ea	1	(%)	1	H-4	X
H004-0504453		504453	LIGHT, clearance, service, 6-8 v, amber, w/LAMP (125588)	ea	4	(%)	(%)	H-4	X
H004-0504454		504454	LIGHT, clearance, service, 6-8 v, red, w/LAMP (125588)	ea	4	(%)	(%)	H-4	X

(1) STOCK NO.	(2) FEDERAL ITEM IDENTIFICA- TION NO.	(3) MFR'S PART NO.	(4) ORDNANCE PART NO.	(5) DESCRIPTION	(6) UNIT OF ISSUE	(7) QUANTITY INCORPO- RATED IN UNIT	(8) ORGANIZATIONAL ALLOWANCES			(9) REFERENCE SYMBOLS
							BN, CO			
							NO. OF MAJOR ITEMS			
							1-6 (a)	7-25 (b)	26-75 (c)	
ORGANIZATIONAL SPARE PARTS FOR TRUCK— Continued										
GROUP 06—ELECTRICAL SYSTEM—Continued										
0609.1—Head, Tail and Marker Lights—Continued										
G511-7538184		GL-1011J AUC-16UKS 4460	7538184	LIGHT, head, assy-----	ea	2	(%)	(%)	(%)	X
H004-0504424			504424	LIGHT, head, blackout, driving, shielded, 6-8 v, assy-----	ea	1	(%)	(%)	(%)	X
G510-7347359		YH-8797 AUC-16UVB 01047	7347359	LIGHT, marker, amber, assy (Issue until stock is exhausted, then use LIGHT 504453).	ea	4	(%)	(%)	(%)	H-4 † X
H004-0504439			504439	LIGHT, marker, blackout, type C mounting base, 6-8 v, assy-	ea	2	(%)	(%)	(%)	X
G510-7347358		YH-8796 AUC-16UVA 01047	7347358	LIGHT, marker, red, assy (Issue until stock is exhausted, then use LIGHT 504454).	ea	4	(%)	(%)	(%)	H-4 † X
H004-0504413			504413	LIGHT, tail and stop, blackout, 6-8 v, 7/8 in studs, assy (right).	ea	1	(%)	(%)	(%)	X
H004-0504406			504406	LIGHT, tail and stop, blackout and service (only tail light for blackout) 6-8 v, 7/8 in studs, assy.	ea	1	(%)	(%)	(%)	X
G691-7538578		GL-5931167 AUC-16URKA 0365	7538578	MOULDING, headlight-----	ea	2	(%)	(%)	(%)	X
G085-1482056		GL-922690 AUC-16SC02633		SCREW-----	ea	2	(%)	(%)	(%)	X
H004-0504427			504427	RING and SPRING, sealed head lamp-unit, assy-----	ea	1	(%)	(%)	(%)	X
G116-0401400		GL-5931243 AUC-16URK 0286		RING, retaining, head lamp-unit-----	ea	2	(%)	(%)	(%)	X
G749-7350582		GL-924552 AUC-16URK 0759	7350582	SCREW, mach, bdg-hd, special, stls-S, No 8-32NC-2 X 21/64.	ea	6	(%)	(%)	(%)	X

0609.2—Auxiliary Lights and Lamps

H104-0119294		119294	LAMP, elec, incand, min, 6-8 v, sgle-tun-fil, No 87, 15 cp (sgle-contact cand-bay-base, S-8 bulb, C-2R fil).	ea	3	(%)	3	6	H-4	X
H104-0103643		103643	LAMP, elec, incand, min, 6-8 v, sgle-tun-fil, No 1133, 32 cp (sgle-contact cand-bay-base, RP-11 bulb, C-2V fil) (spot light).	ea	1	(%)	1	1	H-4	X
G510-7377698	AUC-16UV02656	7377698	LENS, spot light	ea	1	(%)	(%)	(%)		X
G511-7088730	AUC-16UVA03050	7088730	LIGHT, dome, blackout, assy (closed cab)	ea	3	(%)	(%)	(%)		X
G511-7712477	AUC-16UKSF 41046	7712477	LIGHT, spot, assy	ea	1	(%)	(%)	(%)		X
G510-7377718	AUC-16D21857	7377718	PLUG, spot light connector	ea	1	(%)	(%)	(%)		X
G510-7377717	AUC-16D21856	7377717	SOCKET, spot light connector	ea	1	(%)	(%)	(%)		X
0610—Sending Unit										
G102-5214389	SW-72030 AUC-16DFL 0788	5214389 A397905	GASKET, fuel level sending unit	ea	1	(%)	(%)	(%)		X
G510-7035009	SW-100238-15 AUC-SA91017- 15 AUC-16DFLB 9786-15	7035009	UNIT, sending, fuel tank level, assy	ea	1	(%)	(%)	(%)		X
H101-0127884		127884	SCREW, tapping, No 10 x 5/8 in	ea	4			(**)	H-1	X
0611—Horn										
G513-7330826	DR-1872391 DR-1860466 AUC-16W41620	7330826	BRACKET, mounting	ea	2	(%)	(%)	(%)		X
H001-5452341	018-1566	181566	BOLT, mach, 1/4-28NF-3 x 3/4	ea	4			(**)	H-1	X
H001-4167521	012-0367	120367	NUT, plain, 1/4-28NF-2	ea	4			(**)	H-1	X
H001-7025681		120380	WASHER, lock, 1/4 in	ea	4			(**)	H-1	X
G057-0217793	DR-1999520 AUC-16UKSA 0640		HORN, high tone, right, assy	ea	1	(%)	(%)	(%)		X
G057-0217797	DR-1999519 AUC-16UKS 0640		HORN, low tone, left, assy	ea	1	(%)	(%)	(%)		X
G102-5175468	DR-1116818 AUC-16WA22 069	A175468	RELAY, horn actuating, assy (Issue until stock is exhausted, then use RELAY DR-1116775).	ea	1					† X

(1) STOCK NO.	(2) FEDERAL ITEM IDENTIFICA- TION NO.	(3) MFR'S PART NO.	(4) ORDNANCE PART NO.	(5) DESCRIPTION	(6) UNIT OF ISSUE	(7) QUANTITY INCORPO- RATED IN UNIT	(8) ORGANIZATIONAL ALLOWANCES			(9) REFERENCE SYMBOLS
							BN, CO			
							1-6 (a)	7-25 (b)	26-75 (c)	
ORGANIZATIONAL SPARE PARTS FOR TRUCK— Continued										
GROUP 06—ELECTRICAL SYSTEM—Continued										
0611—Horn—Continued										
G057-0367460		DR-1116775 AUC-16UKS 02069		RELAY, horn actuating, assy-----	ea	1	(%)	(%)	(%)	X
H001-5452341	018-1566		181566	BOLT, mach, 1/4-28NF-3 x 3/4-----	ea	2			(**)	X
H001-4167521	012-0367		120367	NUT, plain, 1/4-28NF-2-----	ea	2			(**)	X
H001-7025681			120380	WASHER, lock, 1/4 in-----	ea	2			(**)	X
0612—Batteries and Cables										
H015-0801030			51-A-1562- 150	ACID, sulfuric, storage battery, dilute (electrolyte) special, 1.270, 1-1 gal, (US) container.	ea		(%)	(%)	(%)	X
H015-0500905			500905	BATTERY, storage, lead-acid, charged, dry, No 4H (auto- motive service) (6 v, 3-cell, 152 amp-hr rating, 13 1/16 x 7 1/8 x 9 3/8 max).	ea	2	(%)	(%)	(%)	H-15 NX
G510-7366089		AUC-16UKSA 3590	7366089	CABLE, battery to series-parallel switch, assy (neg) (closed cab).	ea	1	(%)	(%)	(%)	X
G510-7366073		AUC-16UKSFA 3590	7366073	CABLE, battery to series-parallel switch, assy (neg) (open cab).	ea	1	(%)	(%)	(%)	X
G510-7366090		AUC-16UKS3590	7366090	CABLE, battery to series-parallel switch, assy (pos) (closed cab).	ea	1	(%)	(%)	(%)	X
G510-7366091		AUC-16UKSF3590	7366091	CABLE, battery to series-parallel switch, assy (pos) (open cab).	ea	1	(%)	(%)	(%)	X
G510-7366097		AUC-16UKSB 3590	7366097	CABLE, battery to starter solenoid switch, assy (closed cab)-	ea	1	(%)	(%)	(%)	X
G510-7366098		AUC-16UKSFB 3590	7366098	CABLE, battery to starter solenoid switch, assy (open cab)-	ea	1	(%)	(%)	(%)	X
G510-7366134		AUC-16UKS350	7366134	CABLE, ground, assy (closed cab)-----	ea	1	(%)	(%)	(%)	X
G510-7366135		AUC-16UKSF350	7366135	CABLE, ground, assy (open cab)-----	ea	1	(%)	(%)	(%)	X
H001-4026541	022-0071		220071	NUT, plain, 3/8-16NC-2-----	ea	1			(**)	X
H101-0215450			215450	SCREW, cap, 3/8-16NC-2 x 1-----	ea	1			(**)	X

H001-7025741				WASHER, lock, $\frac{3}{8}$ in.	ea	2		(**)	H-1	X
G510-7065818	AUC-16UKS31460			FRAME, hold-down, battery (closed cab)	ea	1	(%)	(%)		X
G510-7065819	AUC-16UKSF 31460			FRAME, hold-down, battery (open cab)	ea	1	(%)	(%)		X
H001-4026541	022-0071			NUT, plain, $\frac{3}{8}$ -16NC-2 (open and closed cab)	ea	4		(**)	H-1	X
G511-7413621	AUC-16UKS9911			STUD (closed cab only)	ea	2	(%)	(%)		X
G510-7065824	AUC-16UKSF2911			STUD (open cab only)	ea	2	(%)	(%)		X
H001-7025741				WASHER, lock, $\frac{3}{8}$ in (open and closed cab)	ea	4		(**)	H-1	X
G510-7377587	AUC-16CDL0499			TERMINAL, cable, battery to series-parallel switch (pos and neg).	ea	2	(%)	(%)		X
G067-0105860	AUC-16C2499			TERMINAL, cable, ground	ea	1	(%)	(%)		X
H004-0181120				TERMINAL, cable, solder, lug (side formed), rd-end, 1-hole, cop, tnd, 125 amp, No 1/0 AWG cable, hole for $\frac{5}{16}$ in stud.	ea	1	(%)	(%)	H-4	X
H004-0116300				BOLT, battery terminal, sq-hd, S, ld-ctd, $\frac{5}{16}$ -18NC x $1\frac{1}{4}$ w/NUT.	ea	4	(%)	(%)	H-4	X
				0613.1—Wiring						
H005-0812470	15-C-2213-175			CABLE, automotive, AWG No 10	ft	‡		(**)	H-5	X
H005-0812455	15-C-2213-100			CABLE, automotive, AWG No 14	ft	‡		(**)	H-5	X
				CABLE, generator armature post to regulator (57 in long) (Use CABLE 15-C-2213-175, TERMINAL 506211 and TERMINAL 506209) (open cab only).						
				CABLE, generator armature post to regulator (120 $\frac{1}{2}$ in long) (Use CABLE 15-C-2213-175, TERMINAL 506211 and TERMINAL 506211)						
				CABLE, generator field post to regulator (56 $\frac{1}{2}$ in long) (Use CABLE 15-C-2213-100, TERMINAL 506208 and TERMINAL 506211) (open cab only).						
				CABLE, generator field post to regulator (181 $\frac{1}{2}$ in long) (Use CABLE 15-C-2213-100, TERMINAL 506211 and TERMINAL 506208).						
H004-0370080	506208			TERMINAL, cable, solderless, type A, insulation ear, cop, tnd, No 16-14 AWG cable, hole for No 10 screw.	ea	2	(%)	(%)	H-4	X
H004-0506209	506209			TERMINAL, cable, solderless, type A, insulation ear, cop, tnd, No 16-14 AWG cable, hole for $\frac{1}{4}$ in stud.	ea	2	(%)	(%)	H-4	X
H004-0506211	506211			TERMINAL, cable solderless, type A, insulation ear, cop, tnd, No 16-14 AWG cable, hole for $\frac{3}{8}$ in stud.	ea	1	(%)	(%)	H-4	X
				0615—Radio Suppression						
H005-0811655	22-C-75			CABLE, automotive, AWG No 6, width $\frac{1}{2}$ in (ground straps)	ft	‡		(**)	H-5	X
H004-0545629	545629			CAPACITOR, fixed, 100 v, dc, 0.1 mfd, 5 in lead (generator (1), starter (1) and ignition coil (1)).	ea	3	(%)	3	H-4	X
H004-0504805	504805			FERRULE, $\frac{1}{2}$ in wide braided strap	ea	16	(%)	1	H-4	X
H101-0220073	220073			NUT, hex, $\frac{1}{2}$ -13NC-2 (flywheel housing to left frame rail ground strap screw).	ea	1		(**)	H-1	X

(1) STOCK NO.	(2) FEDERAL ITEM IDENTIFICA- TION NO.	(3) MFR'S PART NO.	(4) ORDNANCE PART NO.	(5) DESCRIPTION	(6) UNIT OF ISSUE	(7) QUANTITY INCORPO- RATED IN UNIT	(8) ORGANIZATIONAL ALLOWANCES			(9) REFERENCE SYMBOLS
							BN, CO			
							NO. OF MAJOR ITEMS			
1-6 (a)	7-25 (b)	26-75 (c)								
				ORGANIZATIONAL SPARE PARTS FOR TRUCK— Continued						
				GROUP 06—ELECTRICAL SYSTEM—Continued						
				0615—Radio Suppression—Continued						
H001-4167521	012-2367	-----	120367	NUT, plain, 1/4-28NF-2 (crankcase to engine front support ground strap screw (1), cylinder head to cab ground strap screw (1), flywheel housing to right frame rail ground strap screw (1), radiator to cross-member ground strap screw (1), fender apron to frame rail ground strap screw (4), front of cab to frame rail ground strap screw (4), rear of cab to frame rail ground strap screw (4), ponton body to cab support ground strap screw (2) and generator to frame rail ground strap screw (1)).	ea	19	-----	-----	(**)	H-1 X
H101-0213891	-----	-----	213891	SCREW, cap, 1/4-28NF-2 x 1 1/4 (crankcase to engine front support ground strap (1), cylinder head to cab ground strap (1), flywheel housing to right frame rail ground strap (1), radiator to cross-member ground strap (1), fender apron to frame rail ground strap (4), rear of cab to frame rail ground strap (4), ponton body to cab support ground strap (2) and generator to frame rail ground strap (1), front of cab to frame rail ground strap (4)).	ea	19	-----	-----	(**)	H-1 X
H101-0215453	-----	-----	215453	SCREW, cap, 3/8-16NC-2 x 1 1/4 (flywheel housing to left frame rail ground strap (1) and flywheel housing to right frame rail ground strap (1)).	ea	2	-----	-----	(**)	H-1 X
H101-0434884	-----	-----	434884	SCREW, cap, 1/2-13NC-2 x 3 3/4 (cylinder head to cab ground strap (1) and cylinder head to manifold shield ground strap (1)). STRAP, ground, crankcase to engine front support (Use CABLE 22-C-75 and FERRULE 504805). STRAP, ground, cylinder head to cab (Use CABLE 22-C-75 and FERRULE 504805). STRAP, ground, cylinder head to manifold shield (Use CABLE 22-C-75 and FERRULE 504805).	ea	2	-----	-----	(**)	H-1 X

H004-0500321	-----	500321	STRAP, ground, fender apron to frame rail (Use CABLE 22-C-75 and FERRULE 504805).	ea	6	(%)	6	H-4	X
H004-0500329	-----	500329	STRAP, ground, flywheel housing to left frame rail (Use CABLE 22-C-75 and FERRULE 504805).	ea	1	(%)	1	H-4	X
H001-7021741	-----	120423	STRAP, ground, flywheel housing to right frame rail (Use CABLE 22-C-75 and FERRULE 504805).	ea	33	-----	-----	H-1	X
H001-7021801	-----	138542	STRAP, ground, front to cab to frame rail (Use CABLE 22-C-75 and FERRULE 504805).	ea	1	-----	-----	H-1	X
H001-7021861	-----	138549	STRAP, ground, generator to frame rail (Use CABLE 22-C-75 and FERRULE 504805).	ea	3	-----	-----	H-1	X
H001-7124711	-----	178518	STRAP, ground, ponton body to cab support (Use CABLE 22-C-75 and FERRULE 504805).	ea	21	-----	-----	H-1	X
			STRAP, ground, radiator to crossmember (Use CABLE 22-C-75 and FERRULE 504805).						
			STRAP, ground, radiator to dash (Use CABLE 22-C-75 and FERRULE 504805).						
			STRAP, ground, rear of cab to frame rail (Use CABLE 22-C-75 and FERRULE 504805).						
			SUPPRESSOR, elec noise, resistor type, elbow, snap on or in distributor spark plug.						
			SUPPRESSOR, elec noise, resistor type, stght, connection for ignition cable.						
			WASHER, lock, int-teeth, 1/4 in (crankcase to engine front support ground strap screw (2), cylinder head to cab ground strap screw (2), flywheel housing to right frame rail ground strap screw (2), radiator to crossmember ground strap screw (2), fender apron to frame rail ground strap screw (8), front of cab to frame rail ground strap screw (8), rear of cab to frame rail ground strap screw (4), ponton body to cab support ground strap screw (4) and generator to frame rail ground strap screw (1)).						
			WASHER, lock, int-teeth, 3/8 in (flywheel housing to right frame rail ground strap screw).						
			WASHER, lock, int-teeth, 1/2 in (crankcase to engine front support ground strap screw (1), cylinder head to cab ground strap screw (1) and cylinder head to manifold shield ground strap screw (1)).						
			WASHER, lock, int-ext-teeth, 1/4 x 0.900 (crankcase to engine front support ground strap screw (1), cylinder head to cab to cab ground strap screw (1), flywheel housing to right frame rail ground strap screw (1), radiator to crossmember ground strap screw (1), radiator to dash ground strap screw (1), fender apron to frame rail ground strap screw (4), front of cab to frame rail ground strap screw (4), rear of cab to frame rail ground strap screw (4), ponton body to cab support ground strap screw (2) and generator to frame rail ground strap screw (2)).						

(1) STOCK NO.	(2) FEDERAL ITEM IDENTIFICA- TION NO.	(3) MFR'S PART NO.	(4) ORDNANCE PART NO.	(5) DESCRIPTION	(6) UNIT OF ISSUE	(7) QUANTITY INCORPO- RATED IN UNIT	(8) ORGANIZATIONAL ALLOWANCES			(9) REFERENCE SYMBOLS	
							BN, CO				
							1-6 (a)	7-25 (b)	26-75 (c)		
				ORGANIZATIONAL SPARE PARTS FOR TRUCK— Continued							
				GROUP 06—ELECTRICAL SYSTEM—Continued							
				0615—Radio Suppression—Continued							
H001-7124741			178551	WASHER, lock, int-ext-teeth, $\frac{3}{8}$ x 0.985 (flywheel housing to right frame rail ground strap screw).	ea	1			(**)	H-1	X
H001-7124781			178591	WASHER, lock int-ext-teeth, $\frac{1}{2}$ x 1.260 (crankcase to engine front support ground strap screw (1), cylinder head to cab ground strap screw (1), cylinder head to manifold shield ground strap screw (1) and radiator to dash ground strap screw (1)).	ea	4			(**)	H-1	X
				0617—Trailer Coupling (Electric)							
G600-0131223		AUC-16URK31 570	7071421	CABLE, lighting, assy	ea	1	(%)	(%)	(%)		X
H004-0500703			500703	SOCKET, coupling, 4-contact, w/hinged COVER	ea	1	(%)	(%)	(%)	H-4	X
H001-4026541	022-0071		220071	NUT, plain, $\frac{3}{8}$ -16NC-2	ea	2			(**)	H-1	X
H101-0215450			215450	SCREW, cap, $\frac{3}{8}$ -16NC-2 x 1	ea	2			(**)	H-1	X
H001-7025741			120382	WASHER, lock, $\frac{3}{8}$ in	ea	4			(**)	H-1	X
				GROUP 07—TRANSMISSION							
				0700—Transmission Assembly							
G510-7366092		AUC-3UU020	7366092	TRANSMISSION, assy (Issue until stock is exhausted, then use TRANSMISSION 7377521).	ea	1					† X
G510-7366108		AUC-3UU6530	7366108	TRANSMISSION, w/clutch HOUSING and gear shift LEVER, assy (Issue until stock is exhausted, then use TRANSMISSION 7377521).	ea	1					† X
G510-7377521		AUC-3UUA0530	7377521	TRANSMISSION, w/clutch HOUSING, companion FLANGE and shift LEVER, assy.	ea	1			(% %)		X
H001-5454601	018-0124		180124	BOLT, mach, $\frac{3}{8}$ -16NC-3 x 1 $\frac{1}{4}$	ea	8			(**)	H-1	X

H101-0214391			214391	SCREW, cap, $\frac{3}{8}$ -16NC-2 x 1 $\frac{1}{2}$	ea	2		(**)	H-1	X
H001-7025741			120382	WASHER, lock, $\frac{3}{8}$ in	ea	8		(**)	H-1	X
H001-7124741			178551	WASHER, lock, int-ext-teeth, $\frac{3}{8}$ x 0.985	ea	2		(**)	H-1	X
0701—Case										
H002-0541514			541514	PLUG, drain, 1- $\frac{1}{4}$ NPT (case)	ea	1		(**)	H-2	X
H006-0283915			219200	PLUG, pipe, $\frac{1}{2}$ in (oil level)	ea	1		(**)	H-6	X
H006-0283930			219306	PLUG, pipe, 1 $\frac{1}{4}$ in (oil level)	ea	1		(**)	H-6	X
G511-7540072		AUC-3DF2332	7540072	STUD, case to clutch housing, long	ea	1		(% %)	(% %)	X
G511-7539281		AUC-3D2332	7539281	STUD, case to clutch housing, short	ea	5		(% %)	(% %)	X
0704—Shifter Shafts, Forks, Shift Levers, and Covers										
G510-7377682		AUC-10T2408	7377682	KNOB, gear shift hand lever	ea	1	(%)	(%)		X
GROUP 08—TRANSFER										
0800—Transfer Assembly										
H016-0504208			504208	FITTING, lubr, hydraulic type, $\frac{1}{8}$ -27NPT, male (front support bearing)	ea	2		(**)	H-16	X
G511-7373902		TD-T76-2 AUC-19FK6440	7373902	TRANSFER, w/FLANGES, assy	ea	1		(% %)	(% %)	X
0801—Case										
H006-0283755			113185	PLUG, pipe, $\frac{3}{8}$ in (drain)	ea	1		(**)	H-6	X
H006-0283920			219302	PLUG, pipe, $\frac{3}{4}$ in (filler)	ea	1		(**)	H-6	X
0804—Shift Levers, Shafts, and Forks										
H016-0504202			504202	ELBOW, lubr fitting, angle 90 deg, $\frac{1}{8}$ -27NPT, male and female thds (shift lever bracket)	ea	2		(**)	H-16	X
H016-0504208			504208	FITTING, lubr, hydraulic type, $\frac{1}{8}$ -27NPT, male (shift lever (1) and shift lever bracket (4))	ea	5		(**)	H-16	X
GROUP 09—PROPELLER SHAFT										
0900.1—Propeller Shaft (Transmission to Transfer)										
G104-0600100		SP-5-6-78X AUC-3UN0635	A214477	BEARING, needle, univ-jt, journal, assy (Issue until stock is exhausted, then use KIT 7347665).	ea	8				† X
G509-7349695		SP-4-14-19 AUC-3UB0218	7349695	CAP, dust, sleeve yoke	ea	2	(%)	(%)		X
G744-5214478		SP-5-70-49 AUC-3CF06333	5214478 A214478	CAP, univ-jt journal needle bearing (Also available as part of KIT 7347665).	ea	8	(%)	(%)		X

(1) STOCK NO.	(2) FEDERAL ITEM IDENTIFICA- TION NO.	(3) MFR'S PART NO.	(4) ORDNANCE PART NO.	(5) DESCRIPTION	(6) UNIT OF ISSUE	(7) QUANTITY INCORPO- RATED IN UNIT	(8) ORGANIZATIONAL ALLOWANCES			(9) REFERENCE SYMBOLS
							BN, CO			
							NO. OF MAJOR ITEMS			
1-6 (a)	7-25 (b)	26-75 (c)								
ORGANIZATIONAL SPARE PARTS FOR TRUCK— Continued										
GROUP 09—PROPELLER SHAFT—Continued										
0900.1—Propeller Shaft (Transmission to Transfer)— Continued										
H016-0504208			504208	FITTING, lubr, hydraulic type, 1/8-27NPT, male (univ-jt journal) (Also available as part of KIT 7347665).	ea	2			(**)	H-16 X
G744-5214484		SP-5-86-79 AUC-3UN0729	A214484	GASKET, cork, 1.275 ID, 1.565 OD, 5/32 thk (seal, oil, univ-jt journal bearing) (Also available as part of KIT 7347665).	ea	8	(%)	(%)	(%)	X
G509-6184195		SP-5-5-68X AUC-3UN0632	B184195	JOURNAL, assy (Issue until stock is exhausted, then use KIT 7347665).	ea	1				† X
G102-5294020		SP-5-16X	A294020	KIT, repair, univ-jt (Issue until stock is exhausted, then use KIT 7347665).	ea					† X
G104-7347665		SP-5-31X	7347665	KIT, repair, univ-jt, ----- Composed of: 4 BEARING (subgroup 0900.1). 6 4 CAP (subgroup 0900.1). 5 1 FITTING (subgroup 0900.1). 5 4 GASKET (subgroup 0900.1). 5 1 JOURNAL (subgroup 0900.1). 6 4 PLATE (subgroup 0900.1). 5 4 RETAINER (subgroup 0900.1). 5 8 SCREW (subgroup 0900.1). 5 1 VALVE (subgroup 0900.1). 5	ea		(%)	(%)	(%)	X
G744-5214479		SP-5-6-78X SP-5-70-49 SP-99-29 SP-5-86-79 SP-5-5-68X SP-98-741 SP-5-76-17 SP-5-73-109 SP-99-40 SP-98-741 AUC-3GE0647A	587310 5214479	PLATE, lock, univ-jt journal bearing cap (Also available as part of KIT 7347665).	ea	8	(%)	(%)	(%)	X
G744-5214485		SP-5-76-17 AUC-3UN0728	5214485	RETAINER, oil seal, univ-jt journal bearing (Also available as part of KIT 7347665).	ea	8	(%)	(%)	(%)	X
G104-0601651		SP-5-73-109 AUC-3UN0648	A214483	SCREW, hex-hd, s-fin, alloy-S, 5/16-24NF-2 x 3/16 (univ-jt journal bearing cap) (Also available as part of KIT 7347665).	ea	16	(%)	(%)	(%)	X
G511-7373137		AUC-30ZKE5232A	7373137	SHAFT, propeller, w/univ JOINTS assy (23 1/2 in closed lgh) -	ea	1	(%)	(%)	(%)	X
G510-7372499		AUC-3Y2222A	7372499	BOLT, 3/8-24NF-2 x 1 5/8-----	ea	16	(%)	(%)	(%)	X
H001-4167601	012-0369		120369	NUT, plain, 3/8-24NF-2-----	ea	16				H-1 H-1
H001-7025741			120382	WASHER, lock, 3/8 in.-----	ea	16				H-1 H-1

H016-0587310	587310	VALVE, lubr, pressure relief, 1500 lb, 1/8-27NPT, male (univ-jt) (Also available as part of KIT 7347665).	ea	2				H-16	X
G104-0602801		WASHER, sleeve yoke dust cap (cork)	ea	1	(%)	(%)			X
G104-0602871		WASHER, split, sleeve yoke dust cap (S)	ea	1	(%)	(%)			X
G509-7349697	7349697	YOKE, flange, transfer end (1) and transmission end (1)	ea	2	(%)	(%)			X
G510-7349696	7349696	YOKE, sleeve (transfer end)	ea	1	(%)	(%)			X
0900.3—Propeller Shaft (Transfer to Front Axle)									
G509-5281980	A281980	BEARING, needle, univ-jt journal, assy (Issue until stock is exhausted, then use KIT 7521960).	ea	8				†	X
G742-5302279	A283080	CAP, dust, sleeve yoke	ea	1	(%)	(%)			X
G742-5283074	A283074	CAP, univ-jt journal needle bearing (Also available as part of KIT 7521960).	ea	8	(%)	(%)			X
H016-0504208	504208	FITTING, lubr, hydraulic type, 1/8-27NPT, male (univ-jt journal).	ea	2				H-16	X
G742-5283081	A283081	GASKET (seal), oil, univ-jt journal bearing	ea	8	(%)	(%)			X
G510-7373145	7373145	JOINT, slip, assy	ea	1	(%)	(%)			X
G509-0249113	A283084	JOURNAL, assy (Issue until stock is exhausted, then use KIT 7521960).	ea	1				†	X
G509-7521960	7521960	KIT, repair, univ-jt	ea	1	(%)	(%)			X
Composed of:									
		4 BEARING (subgroup 0900.3). ⁶							
		4 CAP (subgroup 0900.3). ⁵							
		1 JOURNAL (subgroup 0900.3). ⁶							
		8 SCREW (subgroup 0900.3). ⁵							
		4 STRAP (subgroup 0900.3). ⁵							
G742-5282858	A282858	RETAINER, oil seal, univ-jt journal bearing	ea	8	(%)	(%)			X
G742-5284326	A281983	SCREW, univ-jt journal bearing cap (Also available as part of KIT 7521960).	ea	16	(%)	(%)			X
G511-7373136	7373136	SHAFT, propeller, w/univ JOINTS, assy (59 in closed length)	ea	1	(%)	(%)			X
G510-7377666	7377666	BOLT, propeller shaft, rear (3/8-24NF-2 x 2) (Issue until stock is exhausted then use BOLT 7539283).	ea	8				†	X
G510-7539283	7539283	BOLT, propeller shaft (3/8-24NF-2 x 2)	ea	8	(%)	(%)		†	X
H001-4027581	214267	NUT, hex, 1/2-20NF-2	ea	8				H-1	X
H001-7025801	120384	WASHER, lock, 1/2 in	ea	8				H-1	X

For explanation of footnotes, see NOTES, page 85.

(1) STOCK NO.	(2) FEDERAL ITEM IDENTIFICA- TION NO.	(3) MFR'S PART NO.	(4) ORDNANCE PART NO.	(5) DESCRIPTION	(6) UNIT OF ISSUE	(7) QUANTITY INCORPO- RATED IN UNIT	(8) ORGANIZATIONAL ALLOWANCES			(9) REFERENCE SYMBOLS
							BN, CO			
							NO. OF MAJOR ITEMS			
							1-6 (a)	7-25 (b)	26-75 (c)	
				ORGANIZATIONAL SPARE PARTS FOR TRUCK— Continued						
				GROUP 09—PROPELLER SHAFT—Continued						
				0900.3—Propeller Shaft (Transfer to Front Axle)—Continued						
G742-5281981		SP-98-781 AUC-3RG0647	A281981	STRAP, locking (plate, lock, univ-jt journal bearing cap) (Also available as part of KIT 7521960).	ea	8	(%)	(%)	(%)	X
H016-0587310			587310	VALVE, lubr, pressure relief, 1500 lb, 1/8-27NPT, male (univ-jt).	ea	2			(**)	H-16 X
G509-5283088		SP-4-16-83 AUC-3RG0221	A283088	WASHER (seal), sleeve yoke dust cap (cork)		1	(%)	(%)	(%)	X
G136-0443060		SP-4-15-43 AUC-3A0219	A283054	WASHER, split, sleeve yoke dust cap (S)	ea	1	(%)	(%)	(%)	X
G742-5616190		SP-4-2-309 AUC-3ZD0689	5616190	YOKE, flange, transfer end (1) and front axle end (1)	ea	2	(%)	(%)	(%)	X
G509-7347902		SP-4-3-98-X SP-KL4-3-98X AUC-3ZD0637	7347902	YOKE, sleeve, w/PLUG, assy (transfer end)	ea	1	(%)	(%)	(%)	X
				0900.5—Propeller Shaft (Transfer to Rear Axle)						
G104-0600100		SP-5-6-78X AUC-3UN0635	A214477	BEARING, needle, univ-jt journal, assy (Issue until stock is exhausted, then use KIT 7347665).	ea	8				† X
G509-7349695		SP-4-14-19 AUC-3UB0218	7349695	CAP, dust, sleeve yoke	ea	1	(%)	(%)	(%)	X
G744-5214478		SP-5-70-49 AUC-3CF0633	A214478	CAP, univ-jt journal needle bearing (Also available as part KIT 7347665).	ea	8	(%)	(%)	(%)	X
H016-0504208		SP-5-86-79 AUC-3UN0729	504208	FITTING, lubr, hydraulic type, 1/8-27NPT, male (univ-jt journal) (Also available as part of KIT 7347665).	ea	2			(**)	H-16 X
G744-5214484		SP-1601-4X AUC-3ZUN0140	A214484	GASKET, cork, 1.275 ID, 1.565 OD, 5/8 thk (seal, oil, univ- jt journal bearing) (Also available as part of KIT 7347665).	ea	8	(%)	(%)	(%)	X
G510-7696514			7696514	JOINT, slip, assy	ea	1	(%)	(%)	(%)	X
G509-6184195		SP-5-5-68X AUC-3UN0632	B184195	JOURNAL, assy (Issue until stock is exhausted, then use KIT 7347665).	ea	1				† X

Part No.	Part Name	QTY	Unit	Notes	QTY	Unit	Notes	QTY	Unit	Notes	
G102-5294020	SP-5-16X AUC-3UU01173	1	ea	KIT, repair, univ-jt (Issue until stock is exhausted, then use KIT 7347665).	1	ea				† X	
G104-7347665	SP-5-31X	1	ea	KIT, repair, univ-jt	1	ea				X	
	Composed of:										
	4 BEARING (subgroup 0900.5). ⁶	4									
	4 CAP (subgroup 0900.5). ⁵	4									
	1 FITTING (subgroup 0900.5). ⁵	1									
	4 GASKET (subgroup 0900.5). ⁵	4									
	1 JOURNAL (subgroup 0900.5). ⁶	1									
	4 PLATE (subgroup 0900.5). ⁵	4									
	4 RETAINER (subgroup 0900.5). ⁵	4									
	8 SCREW (subgroup 0900.5). ⁵	8									
	1 VALVE (subgroup 0900.5). ⁵	1									
G744-5214479	SP-98-741 AUC-3GE0647A	8	ea	PLATE, lock, univ-jt journal bearing cap (Also available as part of KIT 7347665).	8	ea				X	
G744-5214485	SP-5-76-17 AUC-3UN0728	8	ea	RETAINER, oil seal, univ-jt journal bearing (Also available as part of KIT 7347665).	8	ea				X	
G104-0601651	SP-5-73-109 AUC-3UN0648	16	ea	SCREW, hex-hd, s-fin, alloy-S, 5/16-24NF-2 x 3/16 (univ-jt journal bearing cap) (Also available as part of KIT 7347665).	16	ea				X	
G511-7373139	AUC-30ZDE5460	1	ea	SHAFT, propeller, w/univ JOINTS, assy (46 in closed lgh)	1	ea				X	
G510-7372499	AUC-3Y2222A	8	ea	BOLT, 3/8-24NF-2 x 1 1/16	8	ea				X	
G510-7377666	AUC-3T9222	8	ea	BOLT, 3/8-24NF-2 x 2	8	ea				X	
H001-4167601	012-0369	16	ea	NUT, plain, 3/8-24NF-2	16	ea				X	
H001-7025741		16	ea	WASHER, lock, 3/8 in	16	ea				X	
H016-0587310		2	ea	VALVE, lubr, pressure relief, 1500 lb, 1/8-27NPT, male (univ-jt) (Also available as part of KIT 7347665).	2	ea				X	
G104-0602801	SP-5-16-23 AUC-3DF0221	1	ea	WASHER, sleeve yoke dust cap (cork)	1	ea				X	
G104-0602871	SP-5-15-53 AUC-3DF0219	1	ea	WASHER, split, sleeve yoke dust cap (S)	1	ea				X	
G509-7349697	SP-5-2-279 AUC-3LE0689A	1	ea	YOKE, flange, transfer end	1	ea				X	
G509-7735637	SP-K5-2-249 AUC-3A0689	1	ea	YOKE, flange, rear axle end	1	ea				X	
G510-7349696	SP-5-3-108X AUC-3DF0637	1	ea	YOKE, sleeve, transfer end	1	ea				X	
GROUP 10—FRONT AXLE											
1000—Front Axle Assembly											
G511-7704120	TD-F3100WX7 AUC-9GKW 9430	1	ea	AXLE, front, assy	1	ea					X

For explanation of footnotes, see NOTES, page 85.

(1) STOCK NO.	(2) FEDERAL ITEM IDENTIFICA- TION NO.	(3) MFR'S PART NO.	(4) ORDNANCE PART NO.	(5) DESCRIPTION	(6) UNIT OF ISSUE	(7) QUANTITY INCORPO- RATED IN UNIT	(8) ORGANIZATIONAL ALLOWANCES			(9) REFERENCE SYMBOLS
							BN, CO			
							NO. OF MAJOR ITEMS			
							1-6 (a)	7-25 (b)	26-75 (c)	
ORGANIZATIONAL SPARE PARTS FOR TRUCK— Continued										
GROUP 10—FRONT AXLE—Continued										
1001—Housing										
G116-1594074		TD-2808N300 AUC-4AK069	B156246	GASKET, filler plug-----	ea	1	1	1		X
H106-0143967			143967	PLUG, pipe, 1/2 in (drain)-----	ea	1			(**)	X
H006-0283930			219306	PLUG, pipe, 1 1/4 in (filler)-----	ea	1			(**)	X
1002—Differential										
G116-1594074		TD-2808N300 AUC-4AK069	B156246	GASKET, carrier, inspection plug-----	ea	1	1	1		X
G509-7740797		TD-1850A1 AUC-4FD0176	7740797	PLUG, inspection, carrier-----	ea	1	(%)	(%)	(%)	X
1004—Steering Knuckles, Arm, and Flanges										
G511-7377722		AUC-9UU0574	7377722	KNUCKLE, steering, w/BUSHING, assy (Issue until stock is exhausted, then use KNUCKLE C75941).	ea	2				† X
G116-5575941		TD-A3897V100 AUC-9SK0140	C75941	KNUCKLE, steering, w/BUSHING, assy-----	ea	2		(%)	(%)	X
H101-0426766			426766	NUT, hex, 9/16-18NF-2-----	ea	24			(**)	X
G116-1792281		TD-4X73 AUC-9SK0448	7535119 A173114	STUD, S, 9/16-12NC (3/4) x 9/16-18NF-3 (3/4) x 2 1/8-----	ea	24		(%)	(%)	X
H001-7025831			120898	WASHER, lock, 9/16 in-----	ea	24			(**)	X
1006—Drive Shafts and Universal Joints										
G116-0301360		TD-3870E57 AUC-9AK0435	7535093 C75994	FLANGE, drive shaft-----	ea	2		(%)	(%)	X
H101-0426754			426754	NUT, hex, 5/8-18NF-2-----	ea	16			(**)	X

(1) STOCK NO.	(2) FEDERAL ITEM IDENTIFICA- TION NO.	(3) MFR'S PART NO.	(4) ORDNANCE PART NO.	(5) DESCRIPTION	(6) UNIT OF ISSUE	(7) QUANTITY INCORPO- RATED IN UNIT	(8) ORGANIZATIONAL ALLOWANCES			(9) REFERENCE SYMBOLS
							BN, CO			
							NO. OF MAJOR ITEMS			
							1-6 (a)	7-25 (b)	26-75 (c)	
ORGANIZATIONAL SPARE PARTS FOR TRUCK— Continued										
GROUP 11—REAR AXLE—Continued										
1104—Rear Axle Shaft—Continued										
G671-7001654		TD-A3202N1392 AUC-4GA020	7001654	SHAFT, w/puller SCREW, assy (short)-----	ea	1	(%)	(%)	(%)	X
G547-7535096		TD-1246Y233 AUC-4ZGEW 0695	7535096	PIN (dowel), split, tapered-----	ea	6	(%)	(%)	(%)	X
H101-0213514	021-3514	TD-T7308 AUC-4G287	213514 B142994	NUT, plain, 1/2-13NC-2-----	ea	14	---	---	(**)	H-1
G116-1792267				STUD, 1/2-13NC-2-----	ea	14	(%)	(%)	(%)	X
H001-7017741			135629	WASHER, lock, ext-teeth, 1/2 in-----	ea	6	---	---	(**)	H-1
H001-7025801			120384	WASHER, lock, 1/2 in-----	ea	8	---	---	(**)	H-1
GROUP 12—BRAKES										
1201—Hand Brake										
G671-7348055		TRU-C531 AUC-10S0937	7348055	ARM, operating lever, left front-----	ea	1	---	(%)	(%)	X
G671-7348057		TRU-C529 AUC-10S0939	7348057	ARM, operating lever, left rear-----	ea	1	---	(%)	(%)	X
G671-7348056		TRU-C532 AUC-10S0936	7348056	ARM, operating lever, right front-----	ea	1	---	(%)	(%)	X
G671-7348058		TRU-C530 AUC-10S0938	7348058	ARM, operating lever, right rear-----	ea	1	---	(%)	(%)	X
H001-5026791	021-7174		217174	BOLT, mach, 3/8-16NC-2 x 2 (clamping, cross shaft lever)-----	ea	2	---	---	(**)	H-1
G511-7735876		TRU-C24A2 AUC-3TA4381	7735876	DISK, assy-----	ea	1	---	(%)	(%)	X
H016-0504201			504201	ELBOW, lubr fitting, 45 deg, 1/8-27NPT male and female thds (cross shaft (2) and shoe pin (4)).	ea	6	---	---	(**)	H-16
H016-0504202			504202	ELBOW, lubr fitting, 90 deg, 1/8-27NPT male and female thds (transfer lever).	ea	1	---	---	(**)	H-16

H016-0504208				504208	FITTING, lubr, hydraulic type, $\frac{1}{8}$ -27NPT, male (cross shaft (2), shoe pin (4) and transfer lever (1)).	ea	7		(**)	H-16	X
H001-0518035	011-3782			113782	KEY, Woodruff, $\frac{1}{4} \times 1$ (hand lever shaft lever)	ea	1		(**)	H-1	X
H001-0518048	011-7979			117979	KEY, Woodruff, $\frac{5}{16} \times 1\frac{1}{8}$ (hand lever (1) and cross shaft lever (2)).	ea	3		(**)	H-1	X
G671-7349630		TRU-C537		7349630	LEVER, operating	ea	2	(%)	(%)		X
H001-4167561	012-0368			120368	NUT, plain, $\frac{5}{16}$ -24NF-2 (operating lever arm anchor pin set screw).	ea	4		(**)	H-1	X
H001-4026541	022-0071			220071	NUT, plain, $\frac{3}{8}$ -16NC-2 (hand lever stop screw (1), shoe adj screw (4) and cross shaft lever clamping bolt (2)).	ea	7		(**)	H-1	X
H001-4171681	012-1965			121965	NUT, plain, $\frac{1}{2}$ -20NF-3 (push rod end yoke (4), forward relay lever rod end yoke (2) and rear relay lever rod end yoke (2)).	ea	8		(**)	H-1	X
H101-0121358	012-1358			121358	NUT, plain, $\frac{5}{8}$ -18NF-2 (operating lever arm tie rod)	ea	2		(**)	H-1	X
G116-1714850		TRU-C539			NUT, spherical, S, $\frac{5}{8}$ -18NF-2 (operating lever arm tie rod)	ea	2	(%)	(%)		X
G510-7377554		AUC-10S0926		7377554	PAWL, hand lever	ea	2	(%)	(%)		X
H101-0219707	021-9707	AUC-10D241A		219707	NUT, plain, $\frac{5}{16}$ -24NF-2	ea	2		(**)	H-1	X
G510-7377680		AUC-10D2286A		7377680	PIN	ea	1	(%)	(%)		X
G509-0338729		TRU-C507		A214652	PIN, anchor, operating lever arm	ea	4	(%)	(%)		X
G159-7349656		AUC-10A0997									
		TRU-C522		7349656	PIN, shoe	ea	4	(%)	(%)		X
		AUC-10S0935									
H101-0138086	013-8086			138086	PIN, stght, $\frac{1}{2} \times 1\frac{13}{64}$ (push rod end yoke (4) and rear relay lever rod end yoke (2)).	ea	6		(**)	H-1	X
H001-4417731	013-7185			137185	PIN, cotter, $\frac{1}{8} \times 1$	ea	6		(**)	H-1	X
H001-0823007	011-4788			114788	PIN, stght, $\frac{5}{8} \times 1\frac{15}{32}$ (rear relay lever rod yoke (2) and forward relay lever rod end yoke (2)).	ea	4		(**)	H-1	X
G671-7002166		TRU-C534		7002166	RETAINER, shoe pin	ea	4	(%)	(%)		X
		AUC-10S0929									
H101-0214626				214626	SCREW, cap, $\frac{5}{16}$ -18NC-2 x $\frac{5}{8}$	ea	4		(**)	H-1	X
H001-7025711				120214	WASHER, lock, $\frac{5}{16}$ in	ea	4		(**)	H-1	X
G691-7743954		AUC-24-241-6		7743954	ROD, push	ea	2	(%)	(%)		X
G510-7366167		AUC-10UU4747		7366167	ROD, relay lever, forward	ea	1	(%)	(%)		X
G691-7743955		AUC-24-241-17		7743955	ROD, relay lever, rear	ea	1	(%)	(%)		X
G116-2373269		TRU-C521		7038520	ROD, tie, operating lever arm	ea	2	(%)	(%)		X
		AUC-10S0928		B252795							
G509-0382335		TRU-C604		7338982	SCREW, adj, shoe	ea	4	(%)	(%)		X
		AUC-10B21245									
H101-0214391				214391	SCREW, cap, $\frac{3}{8}$ -16NC-2 x $1\frac{1}{2}$ (clamping, brake shaft lever)	ea	1		(**)	H-1	X
H101-0213807				213807	SCREW, cap, $\frac{1}{2}$ -13NC-2 x $1\frac{3}{4}$ (clamping hand lever)	ea	1		(**)	H-1	X
G510-7377499		AUC-3S282A		7377499	SCREW, set, $\frac{5}{16}$ -24NF-3 x $1\frac{1}{4}$ (operating lever arm anchor pin).	ea	4	(%)	(%)		X
G512-7336083		AUC-25B0550		7336083	SHOE, w/LINING, assy	ea	4	(%)	(%)		X
		ACC-CA533									
G509-5167466		TRU-C514		A167466	SPRING, tension, S, 1.058 diam stock, 0.259 ID, 0.375 OD, 15 coils (release shoe).	ea	2	(%)	(%)		X
		AUC-10S0914									

(1) STOCK NO.	(2) FEDERAL ITEM IDENTIFICA- TION NO.	(3) MFR'S PART NO.	(4) ORDNANCE PART NO.	(5) DESCRIPTION	(6) UNIT OF ISSUE	(7) QUANTITY INCORPO- RATED IN UNIT	(8) ORGANIZATIONAL ALLOWANCES			(9) REFERENCE SYMBOLS	
							BN, CO				
							NO. OF MAJOR ITEMS				
1-6 (a)	7-25 (b)	26-75 (c)									
ORGANIZATIONAL SPARE PARTS FOR TRUCK— Continued											
GROUP 12—BRAKES—Continued											
1201—Hand Brake—Continued											
H001-7025741	-----	-----	120382	WASHER, lock, $\frac{3}{8}$ in (push rod)-----	ea	4	-----	-----	(**)	H-1	X
H001-7025801	-----	-----	120384	WASHER, lock, $\frac{1}{2}$ in (hand lever clamping screw)-----	ea	1	-----	-----	(**)	H-1	X
G511-7410494	-----	AUC-10D256A	7410494	YOKE, end, $\frac{1}{2}$ in (1.135 in wide opening) (rear relay lever rod).	ea	2	(%)	(%)	(%)		X
H101-0144245	-----	-----	144245	YOKE, rod end, $\frac{1}{2}$ -20NF-2 (push rod (4) and forward relay lever rod (2)).	ea	6	-----	-----	(**)	H-1	X
1202—Service Brake											
H006-0210030	-----	-----	144035	BUSHING, pipe, $\frac{1}{4}$ x $\frac{1}{8}$ (rear axle brake shoe anchor pin lubr fitting).	ea	4	-----	-----	(**)	H-6	X
G116-7349678	-----	TD-2810F240 AUC-9AK0459	7349678	CAMSHAFT, front axle brake, left-----	ea	1	-----	(%)	(%)		X
G547-7349677	-----	TD-2810E239 AUC-9AK0458	7349677	CAMSHAFT, front axle brake, right-----	ea	1	-----	(%)	(%)		X
G671-7007080	-----	TD-2210E785 AUC-25ZGEW	7007080	CAMSHAFT, rear axle brake, left-----	ea	1	-----	(%)	(%)		X
G671-7007079	-----	TD-2210F786 AUC-25ZGEW	7007079	CAMSHAFT, rear axle brake, right-----	ea	1	-----	(%)	(%)		X
G676-7085128	-----	TD-1199R434 AUC-4NFG0164	7085128	COLLAR, rear axle brake camshaft-----	ea	2	-----	(%)	(%)		X
H016-0587306	-----	-----	587306	FITTING, lubr, 14 to 15 lb relief pressure, $\frac{1}{8}$ -27NPT, male (front axle brake camshaft (2), front axle brake shoe anchor pin (4), rear axle brake camshaft (2) and rear axle brake shoe anchor pin (4)).	ea	12	-----	-----	(**)	H-16	X
G509-6159533	-----	TD-1845A1 AUC-9SK0251	B159533	LINK (plate), front axle brake shoe anchor pin-----	ea	2	-----	(%)	(%)		X

G116-1524266	TD-10X189 AUC-9SK0464	B159543	BOLT	ea	2		(%)		X
H101-0125043		125043	NUT, castle, 1/2-20NF-2	ea	2		(**)		H-1
H001-0811040	010-3374	103374	PIN, cotter, 3/32 x 1	ea	2		(**)		H-1
G509-0279846	TD-1229D108 AUC-4G0678	7085130 A159739	LOCK, S, 1 x 1 3/4 x No 8 gage (0.1719) thk (plate, rear axle brake shoe anchor pin).	ea	2		(%)		X
H001-0131005	022-0624	220624	BOLT, mach, dld-f/lkg-wire, 5/16-18NC-2 x 7/8	ea	2		(**)		H-1
H001-7025711		120214	WASHER, lock, 5/16 in	ea	2		(**)		H-1
G116-6159524	TD-1859B2 AUC-9SK0121	B159524	PIN, anchor, front axle brake shoe	ea	4		(%)		X
H001-4167881	012-4657	124657	NUT, plain, 1-14NF-2	ea	4		(**)		H-1
H001-1518017		121326	WASHER, lock, 1 in	ea	4		(**)		H-1
G509-0338702	TD-1259B28 AUC-4G007	7085153	PIN, anchor, rear axle brake shoe	ea	4		(%)		X
G509-0338707	TD-1246H60 AUC-4G0155	7085131 A146156	PIN, rear axle brake shoe return spring	ea	4		(%)		X
G509-6159588	TD-2817A1 AUC-9SK0456	B159588	PLATE, wear, front axle brake shoe	ea	4		(%)		X
G116-2338705	TD-1846M65 AUC-9SK0457	B159563	PIN	ea	4		(%)		X
G509-0340200	TD-2297L168 AUC-4G0667	A146155	PLATE, wear, rear axle brake shoe	ea	4		(%)		X
H101-0133841	013-3841	133841	BOLT, mach, 5/16-18NC-2 x 1 1/4	ea	4		(**)		H-1
G509-0382024	TD-26X4 AUC-4F0671	7085160 A155864	SCREW, set, sq-hd, cup-pt, dld-f/lkg-wire, S, 5/16-18NC-2 x 5/16 (rear axle brake camshaft collar).	ea	2		(%)		X
G510-7535091	TD-3836N144 AUC-4GKW	7535090	SHIELD, dust, front axle brake	ea	2		(%)		X
H101-0214676	0744	214676	SCREW, cap, 3/8-16NC-2 x 1/2	ea	16		(**)		H-1
H001-7025741		120382	WASHER, lock, 3/8 in	ea	16		(**)		H-1
G509-7735660	TD-3236N690 AUC-4GKW	7735660	SHIELD, dust, rear axle brake	ea	4		(%)		X
H101-0214686	0743	214686	SCREW, cap, 3/8-16NC-2 x 3/4	ea	12		(**)		H-1
H001-7025741		120382	WASHER, lock, 3/8 in	ea	12		(**)		H-1
G510-7349568	TD-A1-3822F6 AUC-9SKA0300	7349568	SHOE, front axle brake, left, lower, w/LINING, assy	ea	1		(%)		X
G509-7349569	TD-A2-3822E5 AUC-9GKW	7349569	SHOE, front axle brake, left, upper, w/LINING, assy	ea	1		(%)		X
G510-7349570	0300	7349570	SHOE, front axle brake, right, lower, w/LINING, assy	ea	1		(%)		X
G509-7349571	TD-A1-3822E5 AUC-9SKA0310	7349571	SHOE, front axle brake, right, upper, w/LINING, assy	ea	1		(%)		X
	TD-A2-3822F6 AUC-9GLW			ea	1		(%)		X
	0300								

(1) STOCK NO.	(2) FEDERAL ITEM IDENTIFICA- TION NO.	(3) MFR'S PART NO.	(4) ORDNANCE PART NO.	(5) DESCRIPTION	(6) UNIT OF ISSUE	(7) QUANTITY INCORPO- RATED IN UNIT	(8) ORGANIZATIONAL ALLOWANCES			(9) REFERENCE SYMBOLS
							BN, CO			
							NO. OF MAJOR ITEMS			
							1-6 (a)	7-25 (b)	26-75 (c)	
ORGANIZATIONAL SPARE PARTS FOR TRUCK— Continued										
GROUP 12—BRAKES—Continued										
1202—Service Brake—Continued										
G511-7372201		TD-A29-322S253 AUC-4GKW 0110	7372201	SHOE, rear axle brake, lower, w/LINING, assy-----	ea	2	(%)	(%)	(%)	X
G511-7372200		TD-A28-322S253 AUC-4GKW 0100	7372200	SHOE, rear axle brake, upper, w/LINING, assy-----	ea	2	(%)	(%)	(%)	X
G116-0303400		TD-285S97 AUC-9SKA0134	B159597	SPRING, return, front axle brake shoe-----	ea	2	(%)	(%)	(%)	X
G509-0389792		TD-2258A53 AUC-4G079	7085172	SPRING, return, rear axle brake shoe-----	ea	4	(%)	(%)	(%)	X
G116-1843027		TD-1229R122 AUC-S2536	7014891 A168890	WASHER (spacer), rear axle brake camshaft-----	ea	4	---	(%)	(%)	X
1206—Mechanical Controls										
G511-7539105		BWE-216782 AUC-25AN0881	7539105	ADJUSTER, slack, front left, assy-----	ea	1	---	(%)	(%)	X
G511-7539088		BWE-216781 AUC-25AM0881	7539088	ADJUSTER, slack, front right, assy-----	ea	1	---	(%)	(%)	X
G547-7736021		BWE-22C483 AUC-25AQ0881	7736021	ADJUSTER, slack, rear left, assy-----	ea	1	---	(%)	(%)	X
G547-7736022		BWE-220484 AUC-25AP0881	7736022	ADJUSTER, slack, rear right, assy-----	ea	1	---	(%)	(%)	X
G511-7704113		AUC-10T125	7704113	BEARING, bushing type, pedal-----	ea	2	---	(%)	(%)	X
H016-0504201			504201	ELBOW, lubr fitting, angle 45 deg, 1/8-27NPT, male and female thds.	ea	1	---	---	---	H-16 X
H016-0504208			504208	FITTING, lubr, hydraulic type, 1/8-27NPT, male (pedal)---	ea	1	---	---	---	H-16 X
H001-4027581			214267	NUT, hex, 1/2-20NF-2 (pedal operating rod yoke)-----	ea	2	---	---	---	H-1 X
G511-7744906		AUC-10FE2-292	7744906	PAD, pedal-----	ea	1	---	(%)	(%)	X
H001-4026501			220069	NUT, plain, 1/4-20NC-2-----	ea	2	---	---	---	H-1 X

H101-0116288				116288	SCREW, mach, 1/4-20NC-2 x 1 1/8	ea	2				H-1	(**)	X
H001-7025681				120380	WASHER, lock, 1/4 in.	ea	2				H-1	(**)	X
G511-7744907		AUC-10UU5879		7744907	PEDAL, w/BEARINGS, assy	ea	1		(%)			(%)	X
H001-0823006				114787	PIN, stght, headed, 1/2 x 1 13/64 (pedal operating rod yoke)	ea	2				H-1	(**)	X
H001-0811050				103384	PIN, cotter, 1/8 x 3/4	ea	2				H-1	(**)	X
G509-0369317				A192951	RING, snap, front slack adjuster	ea	2		(%)			(%)	X
G510-7377678				7377678	SPRING, return, pedal	ea	1		(%)			(%)	X
H101-0144245				144245	YOKE, rod end, 1/2-20NF-2 (pedal operating rod)	ea	2				H-1	(**)	X
1208.1—Air System, Lines, and Fittings													
G511-7377585				7377585	CONDUIT (loom), brake line (3/16 in ID) (Issue until stock is exhausted, then use CONDUIT 17-C-18035-95).	ft	†						† X
G511-7377586				7377586	CONDUIT (loom), brake line (9/16 in ID) (Issue until stock is exhausted, then use CONDUIT 17-C-18036-5).	ft	†						† X
H005-0100623				17-C-18035-95	CONDUIT, flex, 7/16 in diam (brake line)	ft	†				H-5	(**)	X
H005-0100624				17-C-18036-5	CONDUIT, flex, size 9/16 in (brake line)	ft	†				H-5	(**)	X
H006-0101045				504395	CONNECTOR, air brake hose, 1/4 in male pipe end, assy (front brake chamber hose (4) and rear brake chamber hose (4)).	ea	8				H-6	(**)	X
G510-7349520				7349520	CONNECTOR, brake line to front brake chamber hose	ea	2		(%)			(%)	X
H006-0312600				504264	CONNECTOR, tube, compression, 3/8 in tube, 1/4 in male pipe end, assy (brake line).	ea	13				H-6	(**)	X
H006-0312620				504265	CONNECTOR, tube, compression, 3/8 in tube, 3/8 in male pipe end, assy (brake line).	ea	5				H-6	(**)	X
H006-0312640				504266	CONNECTOR, tube, compression, 1/2 in tube, 3/8 in male pipe end, assy (brake line).	ea	3				H-6	(**)	X
H006-0265010				121619	ELBOW, pipe, 45 deg, 1/4 in (compressor brake line)	ea	2				H-6	(**)	X
H006-0265505				144118	ELBOW, pipe, 45 deg, 1/4 in (front brake chamber)	ea	2				H-6	(**)	X
G510-7377864				7377864	ELBOW, tube, compression, 1/2 in tube, 1/2 in NPT, male pipe end (brake line).	ea	1		(%)			(%)	X
H006-0504255				504255	ELBOW, tube, compression, 90 deg, 3/8 in tube, 1/4 in male pipe end, assy (brake line).	ea	13				H-6	(**)	X
H006-0504257				504257	ELBOW, tube, compression, 90 deg, 3/8 in tube, 3/8 in male pipe end, assy (brake line).	ea	6				H-6	(**)	X
H006-0504258				504258	ELBOW, tube, compression, 90 deg, 1/2 in tube, 3/8 in male pipe end, assy (brake line).	ea	2				H-6	(**)	X
H006-0504318				504318	ELBOW, tube, compression, 90 deg, 3/4 in tube, 3/4 in male pipe end, assy (brake line).	ea	3				H-6	(**)	X
H006-0504397				504397	GASKET, air brake hose connector, 1/8 in thk (front brake chamber hose connector (4) and rear brake chamber hose connector (4)).	ea	8				H-6	(**)	X

(1) STOCK NO.	(2) FEDERAL ITEM IDENTIFICA- TION NO.	(3) MFR'S PART NO.	(4) ORDNANCE PART NO.	(5) DESCRIPTION	(6) UNIT OF ISSUE	(7) QUANTITY INCORPO- RATED IN UNIT	(8) ORGANIZATIONAL ALLOWANCES			(9) REFERENCE SYMBOLS
							BN, CO			
							1-6 (a)	7-25 (b)	26-75 (c)	
ORGANIZATIONAL SPARE PARTS FOR TRUCK— Continued										
GROUP 12—BRAKES—Continued										
1208.1—Air System, Lines, and Fittings—Continued										
H007-0100405			33-H-787- 125	HOSE, canvas covered, ID $\frac{3}{8}$ in, 5 ply (air brake line)	ft	†			(**)	H-7
H006-0229219			192050	NIPPLE, pipe, $\frac{1}{4}$ x $\frac{7}{8}$ (sgle check valve)	ea	1			(**)	H-6
H006-0229229			192067	NIPPLE, pipe, $\frac{3}{8}$ x 1 (quick release valve to reservoir)	ea	2			(**)	H-6
H006-0504399			504399	NUT, air brake hose connector (front brake chamber hose sleeve (4) and rear brake chamber hose sleeve (4)).	ea	8			(**)	H-6
H006-0504259			504259	NUT, ball sleeve compression tube fitting, $\frac{3}{8}$ in (brake line)	ea	18			(**)	H-6
H006-0346200			504260	NUT, ball sleeve compression tube fitting, $\frac{1}{2}$ in (brake line)	ea	6			(**)	H-6
H006-0504309			504309	NUT, ball sleeve compression tube fitting, $\frac{3}{4}$ in (brake line)	ea	2			(**)	H-6
H006-0283905			219190	PLUG, pipe, $\frac{1}{4}$ in (brake line fitting)	ea	2			(**)	H-6
H006-0504398			504398	SLEEVE, air brake hose connector (front brake chamber hose (4) and rear brake chamber hose (4)).	ea	8			(**)	H-6
H006-0504261			504261	SLEEVE, ball, compression tube fitting, $\frac{3}{8}$ in (brake line)	ea	18			(**)	H-6
H006-0504262			504262	SLEEVE, ball, compression tube fitting, $\frac{1}{2}$ in (brake line)	ea	6			(**)	H-6
H006-0504311			504311	SLEEVE, ball, compression tube fitting, $\frac{3}{4}$ in (brake line)	ea	2			(**)	H-6
H006-0504400			504400	SPRING, air brake hose connector (brake line)	ea	8			(**)	H-6
G510-7377556		AUC-10T263	7377556	SPRING, support, front brake chamber flexible hose	ea	2	(%)	(%)	(%)	H-6
H006-0504327			504327	TEE, tube, compression, $\frac{3}{8}$ in tube, $\frac{1}{8}$ in male pipe side, assy (brake line).	ea	1			(**)	H-6
H006-0504329			504329	TEE, tube, compression, $\frac{3}{8}$ in tube, $\frac{1}{4}$ in male pipe side, assy (brake line).	ea	1			(**)	H-6
H007-0218110			44-T-5080- 25	TUBING, seamless, size $\frac{3}{8}$ in	ft	†			(**)	H-7
H007-0218135			44-T-5080- 30	TUBING, seamless, size $\frac{1}{2}$ in	ft	†			(**)	H-7
H007-0218131			44-T-5080- 40	TUBING, seamless, size $\frac{3}{4}$ in	ft	†			(**)	H-7
H006-0504349			504349	UNION, tube, compression, $\frac{3}{4}$ in, assy (compression line to reservoir line).	ea	1			(**)	H-6

1208.3—Air Brake Chambers, Diaphragms, and Valves

G671-7001768		BWE-220835	7001768	BUZZER, warning, low air pressure	ea	1	(%)	(%)	X
H001-5148301		AUC-25F3231	132848	BOLT, mach, No 10-24NC-2 x 1	ea	2	(**)		H-1
H001-4135661	012-0361		120361	NUT, plain, No 10-24NC-2	ea	2	(**)		H-1
H001-7025621			120217	WASHER, lock, No 10	ea	4	(**)		H-1
G511-7377879		BWE-217361	7377879	CHAMBER, front brake, left, assy	ea	1	(%)		X
		AUC-25KM021							
G511-7377880		BWE-217362	7377880	CHAMBER, front brake, right, assy	ea	1	(%)		X
		AUC-25KLO21							
H001-4179661	012-5653		125653	NUT, plain, 1/2-20NF-2	ea	2	(**)		H-1
H001-7025801			120384	WASHER, lock, 1/2 in	ea	2	(**)		H-1
G671-7001754		BWE-216814	7001754	CHAMBER, rear brake, left, assy	ea	1	(%)		X
		AUC-25KS021							
G671-7001753		BWE-216813	7001753	CHAMBER, rear brake, right, assy	ea	1	(%)		X
		AUC-25KRO21							
H101-0181675	018-1675		181675	BOLT, mach, 7/16-20NF-3 x 2 1/4	ea	8	(**)		H-1
H001-4167641	012-0370		120370	NUT, plain, 7/16-20NF-2	ea	8	(**)		H-1
H001-7025771			120383	WASHER, lock, 7/16 in	ea	8	(**)		H-1
G116-2338719		BWE-200054	A238008	PIN, rod end, S, 0.496 in diam x 1.291 clear lgh (clevis, rear brake chamber push rod yoke).	ea	2	(%)		X
H001-0811052	010-3385		103385	PIN, cotter, 1/8 x 1	ea	2	(**)		H-1
G160-7350391		BWE-223870	7350391	SWITCH, low air pressure indicator, assy	ea	1	(%)		X
				SWITCH, stoplight, assy (subgroup 0608).					
G160-0427261		BWE-221192	A340160	VALVE, air supply, assy	ea	1	(%)		X
		AUC-25A2110							
G509-5340153		BWE-217698	A340153	VALVE, dble check, assy	ea	2	(%)		X
		AUC-25C2226							
H101-0174853	017-4853		174853	NUT, plain, 5/16-18NC-3	ea	2	(**)		H-1
H101-0215369			215369	SCREW, cap, 5/16-18NC-2 x 1 1/4	ea	2	(**)		H-1
H001-7025711			120214	WASHER, lock, 5/16 in	ea	4	(**)		H-1
G509-5340153		BWE-216213	A340153	VALVE, foot brake, assy (Issue until stock is exhausted, then use VALVE BWE-221387).	ea	1			+
		AUC-25A4640B							
G116-2427200		BWE-221387		VALVE, foot brake, assy	ea	1	(%)		X
H001-4026521	022-0070		220070	NUT, plain, 5/16-18NC-2	ea	4	(**)		H-1
H101-0214020			214020	SCREW, cap, 5/16-18NC-2 x 1 1/2	ea	4	(**)		H-1
H001-7025711			120214	WASHER, lock, 5/16 in	ea	8	(**)		H-1
G744-7413937		BWE-215748	7413937	VALVE, hand control, assy	ea	1	(%)		X
		AUC-25T4380A							
H001-4027541			225831	NUT, hex, 3/8-24NF-2	ea	2	(**)		H-1
H101-0214110			214110	SCREW, cap, 3/8-24NF-2 x 2 1/2	ea	2	(**)		H-1
H001-7021801			138542	WASHER, lock, int-teeth, 3/8 in	ea	2	(**)		H-1
G116-1827264		BWE-205000	A142725	VALVE, quick release, assy	ea	1	(%)		X
		AUC-25G261							
H001-4026521	022-0070		220070	NUT, plain, 5/16-18NC-2	ea	2	(**)		H-1

(1) STOCK NO.	(2) FEDERAL ITEM IDENTIFICA- TION NO.	(3) MFR'S PART NO.	(4) ORDNANCE PART NO.	(5) DESCRIPTION	(6) UNIT OF ISSUE	(7) QUANTITY INCORPO- RATED IN UNIT	(8) ORGANIZATIONAL ALLOWANCES			(9) REFERENCE SYMBOLS
							BN, CO			
							1-6 (a)	7-25 (b)	26-75 (c)	
ORGANIZATIONAL SPARE PARTS FOR TRUCK— Continued										
GROUP 12—BRAKES—Continued										
1208.3—Air Brake Chambers, Diaphragms, and Valves— Continued										
G116-1827264		BWE-205000 AUC-25G261	A142725	VALVE, quick release, assy—Continued						
H101-0215369			215369	SCREW, cap, $\frac{5}{16}$ -18NC-2 x $1\frac{1}{4}$ ----	ea	2			(**)	H-1
H001-7025711			120214	WASHER, lock, $\frac{5}{16}$ in.-----	ea	4			(**)	H-1
G116-1827265		BWE-217383 AUC-25A3630A		VALVE, relay, assy.-----	ea	1		(%)	(%)	X
H001-4026541	022-0071		220071	NUT, plain, $\frac{3}{8}$ -16NC-2-----	ea	2			(**)	H-1
H101-0215458			215458	SCREW, cap, $\frac{3}{8}$ -16NC-2 x $1\frac{1}{2}$ ----	ea	2			(**)	H-1
H001-7025741			120382	WASHER, lock, $\frac{3}{8}$ in.-----	ea	4			(**)	H-1
45-V-18130- 900			45-V-18130 -900	VALVE, safety (No 150)-----	ea	1		(%)	(%)	X
G116-1827266		BWE-220306 AUC-25C0187		VALVE, sgle check, assy.-----	ea	1		(%)	(%)	X
G511-7736031		BWE-220730	7736031	YOKE, front brake chamber push rod.-----	ea	2		(%)	(%)	X
G116-1714892		BWE-203575		NUT, hex, S, cd or zn-pltd, $\frac{1}{2}$ -20NF-2 (lock)-----	ea	2		(%)	(%)	X
G509-7349426		BWE-205622	7349426	YOKE, rear brake chamber push rod.-----	ea	2		(%)	(%)	X
45-N-2826			45-N-2826	NUT, special, thin, $\frac{1}{2}$ -20 SAE.-----	ea	2		(%)	(%)	X
1209.1—Air Compressor										
G691-7744041		HM-17909D AUC-25UU0417	7744041	BRACKET, mounting.-----	ea	1		(%)	(%)	X
H101-0217179			217179	SCREW, cap, $\frac{1}{2}$ -13NC-2 x $1\frac{1}{4}$ ----	ea	2			(**)	H-1
H101-0213825			213825	SCREW, cap, $\frac{1}{2}$ -13NC-2 x $2\frac{3}{4}$ ----	ea	1			(**)	H-1
H101-0127739			127739	SCREW, mach, $\frac{1}{2}$ -13NC-2 x 1.-----	ea	1			(**)	H-1
H101-0125829			125829	WASHER, lock, ext-teeth, $\frac{1}{2}$ in.-----	ea	1			(**)	H-1
H001-7025801			120384	WASHER, lock, $\frac{1}{2}$ in.-----	ea	3			(**)	H-1
G510-7736072		BWE-221524 AUC-25HCA410	7736072	COMPRESSOR, air, assy (Issue until stock is exhausted, then use COMPRESSOR 7736037).-----	ea	1			-----	†

G510-7736037	BWE-220877 AUC-25HC510	7736037	COMPRESSOR, air, assy (Also available as part of ENGINE 7521393).	ea	1	(%)	(%)	X	
H101-0215565		215565	SCREW, cap, $\frac{7}{16}$ -14NC-2 x $1\frac{1}{4}$	ea	2	(**)		H-1	
G510-7698539	AUC-S6290	7698539	SCREW, cap, $\frac{7}{16}$ -14NC-2 x $1\frac{1}{4}$	ea	2	(%)		X	
H001-7025771		120383	WASHER, lock, $\frac{7}{16}$ in	ea	4	(**)		H-1	
G742-5340175	BWE-211376 AUC-25UUA 0219	5340175	GASKET, mounting, crankcase to base	ea	1	(%)		X	
G671-7001770	BWE-215995 AUC-25G350B	7001770	GOVERNOR, assy	ea	1	(%)		X	
H001-5150181		133049	BOLT, mach, $\frac{1}{4}$ -20NC-2 x 1	ea	2	(**)		H-1	
H001-4026501	013-3049	220069	NUT, plain, $\frac{1}{4}$ -20NC-2	ea	2	(**)		H-1	
H001-7025681	022-0069	120380	WASHER, lock, $\frac{1}{4}$ in	ea	4	(**)		H-1	
1209.3—Air Reservoir									
G691-7744042	AUC-25GQ403	7744042	BRACKET, air reservoir	ea	2	(%)		X	
H001-5028141		213802	BOLT, mach, $\frac{1}{2}$ -13NC-2 x $1\frac{1}{2}$	ea	4	(**)		H-1	
H101-0220073		220073	NUT, hex, $\frac{1}{2}$ -13NC-2	ea	6	(**)		H-1	
H101-0213807		213807	SCREW, cap, $\frac{1}{2}$ -13NC-2 x $1\frac{3}{4}$	ea	2	(**)		H-1	
H001-7017741		135629	WASHER, lock, ext-teeth, $\frac{1}{2}$ in	ea	6	(**)		H-1	
H001-7025801		120384	WASHER, lock, $\frac{1}{2}$ in	ea	6	(**)		H-1	
H006-0210190		144042	BUSHING, pipe, $\frac{3}{4}$ x $\frac{1}{2}$ (air reservoir)	ea	1	(**)		H-6	
H006-0100805		7205007	COCK, drain, spring-key, tee hdl, br, $\frac{1}{4}$ in male pipe end (air reservoir).	ea	2	(**)		H-6	
G671-7377878	BWE-217321 AUC-25TH040	7377878	RESERVOIR, air	ea	2	(%)		X	
G511-7744913	AUC-25LA3328	7744913	STRAP, air reservoir	ea	8	(%)		X	
G511-7744282	AUC-S2042	7744282	BOLT, carriage, $\frac{3}{8}$ -16NC-2 x $1\frac{1}{4}$	ea	8	(%)		X	
H001-4026541		220071	NUT, plain, $\frac{3}{8}$ -16NC-2	ea	12	(**)		H-1	
H101-0213756		213756	SCREW, cap, $\frac{3}{8}$ -16NC-2 x $3\frac{1}{2}$	ea	4	(**)		H-1	
H001-7025741		120382	WASHER, lock, $\frac{3}{8}$ in	ea	12	(**)		H-1	
H006-0287454		144084	TEE, pipe, $\frac{3}{8}$ in (air reservoir)	ea	1	(**)		H-6	
1211—Trailer Brake Connections and Controls									
G160-0139647	BWE-217799 AUC-25A057	7014964	COCK, cut-out, trailer air brake connecting hose, assy	ea	3	(%)		X	
H006-0101046		570801	CONNECTOR, air brake hose, $\frac{1}{2}$ in male pipe end, assy	ea	4	(**)		H-6	
H006-0501658		501658	COUPLING, air brake hose, assy	ea	4	(**)		H-6	
G509-7014965	BWE-220636 AUC-25E256	7014965	COUPLING, dummy, air brake hose, w/o bleeder HOLE	ea	3	(%)		X	
H006-0504397		504397	GASKET, air brake hose connector	ea	4	(**)		H-6	
G671-7001767	BWE-215604 AUC-25C0350	7001767	HOSE, air, assy (112 $\frac{1}{2}$ in long) (for semi-trailer) (Issue until stock is exhausted, then use CONNECTOR 570801, HOSE 33-H-787-125 and COUPLING 501658).	ea	2	(**)		H-6 † X	

(1) STOCK NO.	(2) FEDERAL ITEM IDENTIFICA- TION NO.	(3) MFR'S PART NO.	(4) ORDNANCE PART NO.	(5) DESCRIPTION	(6) UNIT OF ISSUE	(7) QUANTITY INCORPO- RATED IN UNIT	(8) ORGANIZATIONAL ALLOWANCES			(9) REFERENCE SYMBOLS
							BN, CO			
							1-6 (a)	7-25 (b)	26-75 (c)	
ORGANIZATIONAL SPARE PARTS FOR TRUCK— Continued										
GROUP 12—BRAKES—Continued										
1211—Trailer Brake Connections and Controls—Continued										
G671-7736026		BWE-220570 AUC-25B0350	7736026	HOSE, air, assy (216 in long) (for emergency tow) (Issue until stock is exhausted, then use CONNECTOR 570801, HOSE 33-H-787-125 and COUPLING 501658).	ea	2				† X
H007-0100405			33-H-787- 125	HOSE, canvas covered, ID $\frac{3}{8}$ in.	ft	†			(**)	H-7 X
H006-0229239			192074	NIPPLE, pipe, $\frac{1}{2}$ x $1\frac{1}{8}$ (air brake hose coupling)	ea	4			(**)	H-6 X
H006-0538825			538825	PLUNGER, air brake hose coupling	ea	4			(**)	H-6 X
H006-0538826			538826	RETAINER, air brake hose coupling spring	ea	4			(**)	H-6 X
H006-0538824			538824	RING, packing, air brake hose coupling	ea	4			(**)	H-6 X
H006-0504398			504398	SLEEVE, air hose connector (hose fitting)	ea	4			(**)	H-6 X
H002-0538827			538827	SPRING, air brake hose coupling	ea	4			(**)	H-2 X
G671-7001762		BWE-200661 AUC-25N0195	7001762	SPRING, suspension, hose	ea	2	(%)	(%)	(%)	X
G509-7744284		BWE-201499	7744284	TAG, emergency	ea	2	(%)	(%)	(%)	X
GROUP 13—WHEELS, HUBS, AND DRUMS										
1311—Wheels, Hubs, and Drums										
H012-6109180			705155	CONE, tapered roller bearing, JAN 711-00596-3000 (Includes rollers and cage, sgle row, 3.3750 bore, 1.4300 width) (rear hub, inner and outer).	ea	4	(%)	(%)	(%)	H-12 X
H012-6177560			705525	CONE, tapered roller bearing, JAN 711-52400-3000 (Includes rollers and cage, sgle row, 4.0000 bore, 1.4219 width) (front hub, outer).	ea	2	(%)	(%)	(%)	H-12 X
H012-6188980			705563	CONE, tapered roller bearing, JAN 711-71450-3000 (Includes rollers and cage, sgle row, 4.5000 bore, 1.9375 width) (front hub, inner).	ea	2	(%)	(%)	(%)	H-12 X

G508-5173068	TD-1807B2	A173068	COVER, front brake drum inspection hole	ea	2	(%)	(%)	(%)	X
H001-5150131	AUC-SSK0514	120628	BOLT, mach, 1/4-20NC-2 x 1/2	ea	2	(%)	(%)	(%)	H-1
H001-7025681		120380	WASHER, lock, 1/4 in	ea	2	(%)	(%)	(%)	H-1
G102-5159546	TD-1107C29 AUC-9N0514	A159546	COVER, S, 1 1/4 x 1 3/4 x 1/16 (rear brake drum inspection hole)	ea	2	(%)	(%)	(%)	X
H101-0214384		214384	SCREW, cap, 3/8-16NC-2 x 1/2	ea	2	(%)	(%)	(%)	H-1
H001-7025741		120382	WASHER, lock, 3/8 in	ea	2	(%)	(%)	(%)	H-1
H012-6204400		706691	CUP, tapered roller bearing, JAN 711-00592-1011 (sgle row, 6.0000 OD, 1.1875 width) (rear hub, inner and outer).	ea	4	(%)	(%)	(%)	H-12
H012-6231350		706910	CUP, tapered roller bearing, JAN 711-52637-1000 (sgle row, 6.3750 OD, 1.0313 width) (front hub, outer).	ea	2	(%)	(%)	(%)	X
H012-6235300		706942	CUP, tapered roller bearing, JAN 711-71750-1000 (sgle row, 7.5000 OD, 1.3750 width) (front hub, inner).	ea	2	(%)	(%)	(%)	H-12
G116-5572757	TD-3819Q17 AUC-9AK0232	C72757	DRUM, brake, front	ea	2	(%)	(%)	(%)	X
G671-7001723	TD-3219K583 AUC-4GK021	7001723	DRUM, brake, rear	ea	2	(%)	(%)	(%)	X
G116-7347866	TD-A322C107 AUC-9AK0807	7347866	HUB, front, w/CUP, assy	ea	2	(%)	(%)	(%)	X
G671-7001729	TD-A81-333A157 AUC-4GKW	7001729	HUB, rear, left, w/DRUM, assy	ea	1	(%)	(%)	(%)	X
G671-7001730	0809LH TD-A80-333A157 AUC-4GKW	7001730	HUB, rear, right, w/DRUM, assy	ea	1	(%)	(%)	(%)	X
G547-7696555	TD-A333A157 AUC-4G0811A	7696555	HUB, rear, w/CUP, assy	ea	2	(%)	(%)	(%)	X
G671-7007089	TD-1229V48 AUC-4G0166	7007089	LOCK, rear hub bearing adj nut	ea	2	(%)	(%)	(%)	X
G116-0302280	TD-A1827W49 AUC-9SK0130	7535083 B159553	NUT, adj, front hub bearing	ea	2	(%)	(%)	(%)	X
G671-7001725	TD-A14X15 AUC-4G0550	7001725	NUT, adj, rear hub bearing	ea	2	(%)	(%)	(%)	X
H014-0537810		537810	NUT, cap, S, cd or zn-pltd, 3/4-16NF-2 LH inner thd, 1 1/8-16NS-3 LH thd (front and rear hub stud, inner, left).	ea	20	(%)	(%)	(%)	H-14
H014-0537809		537809	NUT, cap, S, cd or zn-pltd, 3/4-16NF-2 inner thd, 1 1/8-16NS-3 outer thd (front and rear hub stud, inner, right).	ea	20	(%)	(%)	(%)	X
H014-0537805		537805	NUT, cap, hex, S, cd or zn-pltd, 1 1/8-16NF-2 (front and rear hub stud, outer, right).	ea	20	(%)	(%)	(%)	X
H014-0537808		537808	NUT, cap, hex, S, od, 1 1/8-16NF-2 LH (front and rear hub stud, outer, left).	ea	20	(%)	(%)	(%)	X
G116-0302300	TD-1827X50 AUC-9SK028	7535087 B159554	NUT, jam, front hub bearing	ea	2	(%)	(%)	(%)	X
G671-7001724	TD-14X14 AUC-4G0683	7001724	NUT, jam, rear hub bearing	ea	2	(%)	(%)	(%)	X

(1) STOCK NO.	(2) FEDERAL ITEM IDENTIFICA- TION NO.	(3) MFR'S PART NO.	(4) ORDNANCE PART NO.	(5) DESCRIPTION	(6) UNIT OF ISSUE	(7) QUANTITY INCORPO- RATED IN UNIT	(8) ORGANIZATIONAL ALLOWANCES			(9) REFERENCE SYMBOLS
							BN, CO			
							1-6 (a)	7-25 (b)	26-75 (c)	
ORGANIZATIONAL SPARE PARTS FOR TRUCK— Continued										
GROUP 13—WHEELS, HUBS, AND DRUMS—Continued										
1311—Wheels, Hubs, and Drums—Continued										
H101-0122407			122407	NUT, plain, $\frac{3}{4}$ -16NF-3 (front hub stud outer nut lock)	ea	20			(**)	H-1
H101-0214645			124645	NUT, plain, $\frac{3}{4}$ -16NF-2 (rear hub stud outer nut lock)	ea	20			(**)	H-1
G116-6159523		TD-1829B158	B159523	RETAINER, front hub bearing oil seal	ea	2	(%)	(%)	(%)	X
G676-7696547		AUC-9SK0178	7696547	RETAINER, rear hub bearing oil seal, inner	ea	2	(%)	(%)	(%)	X
G676-7696545		TD-3105L64	7696545	RETAINER, rear hub bearing oil seal, outer	ea	2	(%)	(%)	(%)	X
G116-6159537		AUC-4G0145B	B159537	SEAL, oil, front hub bearing (felt)	ea	2	(%)	(%)	(%)	X
G676-7372125		TD-3105N14	7372125	SLINGER, oil, rear brake drum	ea	2	(%)	(%)	(%)	X
H014-0537856		AUC-4G0183	537856	STUD, shoulder, alloy-S, $\frac{3}{4}$ -16NF-2 LH x $1\frac{1}{2}$ nut end x $\frac{3}{4}$ -16NF-2 x $1\frac{19}{32}$ stud end x $3\frac{1}{8}$ overall (front hub, left).	ea	10	(%)	(%)	(%)	H-14
H014-0537855		TD-5X328	537855	STUD, shoulder, alloy-S, $\frac{3}{4}$ -16NF-2 x $1\frac{1}{2}$ nut end x $\frac{3}{4}$ -16NF-2 x $1\frac{19}{32}$ stud end x $3\frac{1}{8}$ overall (front hub, right).	ea	10	(%)	(%)	(%)	H-14
H014-0537858		AUC-9SK095	537858	STUD, shoulder, alloy-S, $\frac{3}{4}$ -16NF-2 LH x $1\frac{1}{2}$ nut end x $\frac{3}{4}$ -16NF-2 x $1\frac{15}{16}$ stud end x $3\frac{15}{32}$ overall (rear hub, left).	ea	10	(%)	(%)	(%)	H-14
H014-0537857		TD-3280K505	537857	STUD, shoulder, alloy-S, $\frac{3}{4}$ -16NF-2 x $1\frac{15}{16}$ stud end x $3\frac{15}{32}$ overall (rear hub, right).	ea	10	(%)	(%)	(%)	H-14
G116-0303600		AUC-4G0404A	7535086	WASHER (lock), front hub bearing adj nut	ea	2	(%)	(%)	(%)	X
G116-0303620		TD-1829V152	B159559	WASHER, lock, front hub bearing jam nut	ea	2	(%)	(%)	(%)	X
G532-0180653		TD-1829W153	7535089	WASHER (seal), oil, rear hub bearing (felt)	ea	2	(%)	(%)	(%)	X
G671-7378031		AUC-9SK0175	B159560	WHEEL, disk, assy	ea	6	(%)	(%)	(%)	X
		TD-5X18								
		AUC-4G0412								
		BW-B-45520								
		AUC-9CJ4403								
			7378031							

1313—Tires and Tubes

H014-0520944	052-0944	520944	CAP, tire valve, screwdriver type	ea	6	6	6	H-14	X
H014-0501229		501229	CORE, tire valve	ea	6	6	6	H-14	X
H014-0515050		515050	TIRE, pneumatic truck and bus, 16-ply, mud and snow tread, 12.00-20 (new).	ea	6	1	1	H-14	X
H014-0519454		519454	TUBE, pneumatic tire, truck and bus, 11.25/12.00-20 (No OT-20) (new).	ea	6	1	1	H-14	X

GROUP 14—CONTROLS

1401.1—Steering Drag Link

G510-7033362		7033362	LINK, drag, assy	ea	1	(%)	(%)		X
--------------	--	---------	------------------	----	---	-----	-----	--	---

1401.3—Steering Tie Rod

H016-0504201		504201	ELBOW, lubr fitting, angle 45 deg, 1/8-27NPT male x 1/8-27NPT, female (end bolt).	ea	2			H-16	X
H016-0504208		504208	FITTING, lubr, hydraulic type, 1/8-27NPT, male (end bolt)	ea	2			H-16	X
G509-7735578		7735578	ROD, tie, steering, assy	ea	1	(%)	(%)		X
G116-1524273		7535204	BOLT	ea	2	(%)	(%)		X
G509-6156703		B156703	NUT	ea	2	(%)	(%)		X
H001-0811040	010-3374	103374	PIN, cotter, 3/32 x 1	ea	2			H-1	X

1401.5—Steering Gear

G510-7377552		7377552	ARM, Pitman	ea	1		(%)		X
G116-1714898			NUT, hex, S, 1 1/4-12NF-2	ea	2		(%)		X
H101-0131050		131050	WASHER, lock, 1 1/4 in	ea	1			H-1	X
H016-0504201		504201	ELBOW, lubr fitting, angle 45 deg, 1/8-27NPT male and female thds (housing lubr tube).	ea	1			H-16	X
H006-0264560		127962	ELBOW, pipe, 90 deg, 1/8 in (housing lubr tube)	ea	1			H-6	X
H016-0504208		504208	FITTING, lubr, hydraulic type, 1/8-27NPT, male (housing lubr tube).	ea	1			H-16	X
G511-7696366		7696366	GEAR, steering, w/o WHEEL and Pitman ARM, assy	ea	1		(%)		X
G510-7377684		7377684	GROMMET, jacket mounting bracket (ru) (Issue until stock is exhausted, then use GROMMET 7744960).	ea	1				† X
G510-7744960		7744960	GROMMET, jacket mounting bracket (ru)	ea	1		(%)		X
G691-7744070		7744970	NUT, lock (mounting bracket cap bolt)	ea	2		(%)		X

(1) STOCK NO.	(2) FEDERAL ITEM IDENTIFICA- TION NO.	(3) MFR'S PART NO.	(4) ORDNANCE PART NO.	(5) DESCRIPTION	(6) UNIT OF ISSUE	(7) QUANTITY INCORPO- RATED IN UNIT	(8) ORGANIZATIONAL ALLOWANCES			(9) REFERENCE SYMBOLS
							1-6 (a)	7-25 (b)	26-75 (c)	
				ORGANIZATIONAL SPARE PARTS FOR TRUCK— Continued						
				GROUP 14—CONTROLS—Continued						
				1401.5—Steering Gear—Continued						
G085-1414730		RG-025006 AUC-10SA0592		NUT, lock, Pitman shaft adj screw (Issue until stock is exhausted, then use SCREW 7365910).	ea	1				† X
G116-1714899		RG-E20 AUC-10Y0251A		NUT, steering wheel	ea	1	(%)	(%)	(%)	X
H006-0283915			219200	PLUG, pipe, 1/2 in (housing drain)	ea	1			(**)	X
G509-7365910		RG-021020 AUC-10UT0593	7365910	SCREW, adj, Pitman shaft, w/lock NUT, assy (in housing side cover).	ea	1		(%)	(%)	X
G691-7744071		AUC-10UU5210B	7744071	WHEEL, steering	ea	1	(%)	(%)	(%)	X
				GROUP 15—FRAME AND BRACKETS						
				1503—Towing Pintle						
G742-7722049		HLH-763	7722049	BRACKET, mounting, inner (Used w/PINTLE 7760103)	ea	1	(%)	(%)	(%)	X
G742-7722048		HLH-763A	7722048	BRACKET, mounting, outer (Used w/PINTLE 7760103)	ea	1	(%)	(%)	(%)	X
H001-3021321			223708	BOLT, hex-hd, 1/2-20NF-2 x 2 1/4	ea	4			(**)	X
H001-4027581			214267	NUT, hex, 1/2-20NF-2	ea	4			(**)	X
H001-7023811			120239	WASHER, lock, 1/2 in	ea	4			(**)	X
H016-0504208			504208	FITTING, lubr, hydraulic type, 1/8-27NPT, male (outer mounting bracket) (Used w/PINTLE 7760103).	ea	1			(**)	X
H016-0504203			504203	FITTING, lubr, hydraulic type, 1/4-28NS, male (latch pin (1) and lock bolt (1)) (Used w/PINTLE 7760103).	ea	2			(**)	X
G102-0202340		HLH-110A AUC-16W4790A	C67237	PINTLE, towing, assy (Issue until stock is exhausted, then use BRACKET 7722048, BRACKET 7722049, PINTLE 7760103 and WASHER 7760105).	ea	1				† X
H101-0435436			435436	NUT, sld, 1 1/2-6NC-2	ea	1			(**)	X
H001-0811082	010-3415		103415	PIN, cotter, 3/16 x 3	ea	1			(**)	X
G508-5169283		HLH-124 AUC-16W03202	A135835	WASHER, plain, S, 1 1/16 ID, 3 OD, 3/8 thk	ea	1	(%)	(%)	(%)	X

G742-7760103	---	---	---	7760103	PINTLE, towing, assy.-----	ea	1	(%)	(%)		X
H101-0125438	012-5438	---	---	125438	NUT, sltd, 1½-12NF-2-----	ea	1	---	---	H-1 (**)	X
H101-0137318	---	---	---	137318	PIN, cotter, ¼ x 3-----	ea	1	---	---	H-1 (**)	X
G102-7385446	---	---	---	7385446	SLEEVE, pintle (Used w/PINTLE 7760103)-----	ea	1	(%)	(%)		X
G742-7760105	---	---	---	7760105	WASHER, plain, S, cd or zn-pltd, 1⅞ ID, 2¾ OD, ⅜ thk (spacing) (Used w/PINTLE 7760103).-----	ea	1	(%)	(%)		X
1506—Fifth Wheel											
G510-7698301	---	---	---	7698301	BASE, fifth wheel (33 in) (Issue until stock is exhausted, then use BASE 7698927).-----	ea	1	---	---		† X
G510-7698927	---	---	---	7698927	BASE, fifth wheel (33 in)-----	ea	1	---	(%)		X
G510-7735505	---	---	---	7735505	BEAM, walking (Issue until stock is exhausted, then use BEAM 7698302).-----	ea	1	---	---		† X
G510-7698302	---	---	---	7698302	BEAM, walking-----	ea	1	---	(%)		X
H016-0504201	---	---	---	504201	ELBOW, lubr fitting, 45 deg, ⅞-27NPT male and female thds (lateral shaft (2), sub-base (2) and walking beam (2)).-----	ea	6	---	---	H-16 (**)	X
H016-0504202	---	---	---	504202	ELBOW, lubr fitting, 90 deg, ⅞-27NPT male and female thds (coupler jaw pin).-----	ea	2	---	---	H-16 (**)	X
H016-0504208	---	---	---	504208	FITTING, lubr, hydraulic type, ⅞-27NPT, male (coupler jaw pin (2), lateral shaft (2), sub-base (2) and walking beam (2)).-----	ea	8	---	---	H-16 (**)	X
G708-7068179	---	---	---	7068179	JAW, coupler, left-----	ea	1	---	(%)		X
G708-7068180	---	---	---	7068180	JAW, coupler, right-----	ea	1	---	(%)		X
G600-0338703	---	---	---	9046V	PIN-----	ea	2	---	(%)		X
H001-0811104	010-3425	---	---	103425	PIN, cotter, ¼ x 2¾-----	ea	2	---	---	H-1 (**)	X
G744-7409878	---	---	---	7409878	WASHER-----	ea	4	---	(%)		X
G744-7409879	---	---	---	9108V	LATCH, lock plunger (Issue until stock is exhausted, then use LATCH 7698306).-----	ea	1	---	---		† X
G510-7698306	---	---	---	9110V	LATCH, lock plunger-----	ea	1	---	(%)		X
H101-0426911	042-6911	---	---	426911	NUT, sltd, ½-13NC-2-----	ea	1	---	---	H-1 (**)	X
H001-0811056	010-3389	---	---	103389	PIN, cotter, ⅞ x 2-----	ea	1	---	---	H-1 (**)	X
G676-7347169	---	---	---	7347169	STUD-----	ea	1	---	(%)		X
G744-7409881	---	---	---	7409881	LATCH, safety, lock plunger-----	ea	1	---	(%)		X
G744-7067974	---	---	---	9103V	SCREW, special, hex-hd, ⅝ diam body, S, cd or zn-pltd, ½-13NC-2 x 1⅜ overall lgh.-----	ea	1	---	(%)		X
	---	---	---	7067974				---	(%)		X

(1) STOCK NO.	(2) FEDERAL ITEM IDENTIFICA- TION NO.	(3) MFR'S PART NO.	(4) ORDNANCE PART NO.	(5) DESCRIPTION	(6) UNIT OF ISSUE	(7) QUANTITY INCORPO- RATED IN UNIT	(8) ORGANIZATIONAL ALLOWANCES			(9) REFERENCE SYMBOLS
							BN, CO			
							NO. OF MAJOR ITEMS			
							1-6 (a)	7-25 (b)	26-75 (c)	
ORGANIZATIONAL SPARE PARTS FOR TRUCK— Continued										
GROUP 15—FRAME AND BRACKETS—Continued										
1506—Fifth Wheel—Continued										
G708-5328463		DSF-FWX308 AUC-27UU0742	A328463	LEVER, operating, lock plunger	ea	1		(%)	(%)	X
H101-0426911	042-6911		426911	NUT, sltd, 1/2-13NC-2	ea	1			(**)	H-1
H001-0811056	010-3389		103389	PIN, cotter, 1/8 x 2	ea	1			(**)	H-1
G510-7698305		DSF-5240S1 AUC-1A0275	7698305	STUD	ea	1		(%)	(%)	X
G510-7698307		AUC-27UVE6690	7698307	PLATE, approach, assy (one-piece type) (Issue until stock is exhausted, then use PLATES 7698308 and 7698296).	ea	1				† X
G510-7698308		AUC-27UVF6690L	7698308	PLATE, approach, left (divided type)	ea	1		(%)	(%)	X
G510-7698296		AUC-27UVF6690R	7698296	PLATE, approach, right (divided type)	ea	1		(%)	(%)	X
H101-0215681	021-5681		215681	BOLT, mach, 1/2-13NC-2 x 1 3/4	ea	8			(**)	H-1
H101-0215684	021-5684		215684	BOLT, mach, 1/2-13NC-2 x 2	ea	2			(**)	H-1
H101-0213514	021-3514		213514	NUT, plain, 1/2-13NC-2	ea	10			(**)	H-1
H001-7025801			120384	WASHER, lock, 1/2 in	ea	20			(**)	H-1
G690-7099451		DSF-1FWU306 AUC-27UU0748	7099451	PLUNGER, lock, w/integral SHAFT, assy	ea	1		(%)	(%)	X
H101-0426911		042-6911	426911	NUT, sltd, 1/2-13NC-2	ea	1			(**)	H-1
H001-0811056	010-3389		103389	PIN, cotter, 1/8 x 2	ea	1			(**)	H-1
G744-7409880		DSF-SD3023 AUC-27UU0744	7409880 9049V	STUD	ea	1		(%)	(%)	X
G744-7409885		DSF-FWX3020 AUC-27UU0741	7409885 09107V	WASHER	ea	1		(%)	(%)	X
G742-7068444		DSF-FWU305QA AUC-27UU0736	7068444 7009490	SHAFT, lateral	ea	1		(%)	(%)	X
G744-7039130		DSF-FWU305Q AUC-27UU0739	7039130	SHAFT, walking beam	ea	1		(%)	(%)	X
H101-0120374	012-0374		120374	NUT, plain, 3/8-16NC-2	ea	1			(**)	H-1
H101-0213758			213758	SCREW, cap, 3/8-16NC-2 x 3 3/4	ea	1			(**)	H-1
H001-7025741			120382	WASHER, lock, 3/8 in	ea	1			(**)	H-1

G744-7409901	DSF-SP112512	7409901	SPRING, compression, lock plunger	ea	1	(%)	(%)	X
	AUC-27UU0743	9042V						
G744-7409902	DSF-SP33	7409902	SPRING, leveling	ea	2	(%)	(%)	X
	AUC-27UU0737	9112V						
G744-7409903	DSF-SP582	7409903	SPRING, lock plunger latch	ea	1	(%)	(%)	X
	AUC-27UU0727							
G510-7735500	DSF-FWU6766B	7735500	SUB-BASE, fifth wheel (Issue until stock is exhausted, then use SUB-BASE 7698297).	ea	1			† X
	AUC-27UU0752							
G510-7698297	DSF-2FWU6766B	7698297	SUB-BASE, fifth wheel	ea	1	(%)	(%)	X
	AUC-27A0752							
G510-7089514	DSF-FWU6786	7089514	WEDGE, adj	ea	2	(%)	(%)	X
	AUC-27UU0734							
H001-4167800		103031	NUT, plain, $\frac{3}{4}$ -16NF-2	ea	2		(**)	X
H101-0426907		426907	SCREW, cap, $\frac{3}{4}$ -16NF-2 x 3	ea	2		(**)	X
H101-0131046		131046	WASHER, lock, $\frac{3}{4}$ in	ea	2		(**)	X
H101-0131000		131000	WASHER, plain, $\frac{3}{4}$ in	ea	2		(**)	X
G510-7698303	DSF-1FWU33QB	7698303	WHEEL, fifth, assy (Issue until stock is exhausted, then use WHEEL 7367608).	ea	1			† X
	AUC-							
	27UVE0700							
G510-7698304	DSF-2FWU33QB	7698304	WHEEL, fifth, assy (Issue until stock is exhausted, then use WHEEL 7367608).	ea	1			† X
	AUC-27UVF0700							
H101-0172932		172932	NUT, sltd, $\frac{1}{2}$ -13NC-3	ea	1		(**)	X
H101-0213807		213807	SCREW, cap, $\frac{1}{2}$ -13NC-2 x $1\frac{3}{4}$	ea	8		(**)	X
H101-0213811		213811	SCREW, cap, $\frac{1}{2}$ -13NC-2 x 2	ea	2		(**)	X
G540-7367608	DSF-FWU33QB	7367608	WHEEL, fifth, assy	ea	1	(%)	(%)	X
G510-7340186	DSF-HBF8212S	7340186	BOLT	ea	10	(%)	(%)	X
	AUC-27UU0745							
H101-0426754		426754	NUT, hex, $\frac{5}{8}$ -18NF-2	ea	10		(**)	X
H001-7025861		121574	WASHER, lock, $\frac{5}{8}$ in	ea	10		(**)	X
G511-7377581	AUC-13UVA342	7377581	BOLT, "U", front	ea	2	(%)	(%)	X
G511-7377580	AUC-13UV342	7377580	BOLT, "U", rear	ea	2	(%)	(%)	X
H016-0504208		504208	FITTING, lubr, hydraulic type, $\frac{1}{8}$ -27NPT, male (front bracket pin (2) and rear bracket shackle pin (4)).	ea	6		(**)	X
G510-7377576	AUC-13DF301A	7377576	LINK (shackle), assy	ea	4	(%)	(%)	X
G511-7362208	AUC-13H2126	7362208	PIN, front mounting bracket	ea	2	(%)	(%)	X
G510-7377689	AUC-13DF2126	7377689	PIN, shackle	ea	4	(%)	(%)	X
H101-0176039		176039	NUT, slotted, $\frac{7}{8}$ -14NF-3	ea	4		(**)	X
H101-0811084		103387	PIN, cotter, $\frac{1}{8}$ x $1\frac{1}{2}$	ea	4		(**)	X
G511-7377582	AUC-13UV409	7377582	SPRING, front, assy	ea	2	(%)	(%)	X
H101-0131144		131144	WASHER, lock, 1 in ("U" bolt nut)	ea	8	(%)	(**)	X

GROUP 16—SPRINGS AND SHOCK ABSORBERS

1601.1—Front Springs

(1) STOCK NO.	(2) FEDERAL ITEM IDENTIFICA- TION NO.	(3) MFR'S PART NO.	(4) ORDNANCE PART NO.	(5) DESCRIPTION	(6) UNIT OF ISSUE	(7) QUANTITY INCORPO- RATED IN UNIT	(8) ORGANIZATIONAL ALLOWANCES			(9) REFERENCE SYMBOLS
							BN, CO			
							NO. OF MAJOR ITEMS			
							1-6 (a)	7-25 (b)	26-75 (c)	
ORGANIZATIONAL SPARE PARTS FOR TRUCK— Continued										
GROUP 16—SPRINGS AND SHOCK ABSORBERS— Continued										
1601.3—Rear Springs										
G511-7377577		AUC-13C341A	7377577	BOLT (clip), "U" -----	ea	4	(%)	(%)	(%)	X
G510-7735854		AUC-13Y293B	7735854	CAP, stud, outer (front mounting bracket) -----	ea	2	(%)	(%)	(%)	X
H016-0504208			504208	FITTING, lubr, hydraulic type, 1/8-27NPT (front mounting bracket stud cap (2), shackle bracket (2) and shackle pin (2)).	ea	6			(**)	H-16
G511-7377693		AUC-13UV4114	7377693	SEAT, left -----	ea	1	(%)	(%)	(%)	X
G511-7377692		AUC-13UV4113	7377692	SEAT, right -----	ea	1	(%)	(%)	(%)	X
G511-7377584		AUC-13UV411	7377584	SPRING, rear, assy -----	ea	2	(%)	(%)	(%)	X
G510-7365972		AUC-13Y1113	7365972	WASHER (cap), stud, inner (front mounting bracket) -----	ea	2	(%)	(%)	(%)	X
1602—Auxiliary Springs										
G511-7377695		AUC-13UV4156	7377695	SPRING, auxiliary, assy -----	ea	2	(%)	(%)	(%)	X
1604—Shock Absorbers										
G511-7327049		HE-A8898	7327049	ABSORBER, shock, left front, assy -----	ea	1	(%)	(%)	(%)	X
G511-7327048		HE-A8897	7327048	ABSORBER, shock, right front, assy -----	ea	1	(%)	(%)	(%)	X
H101-0220085			220085	NUT, hex, 5/8-11NC-2 -----	ea	4			(**)	H-1
H101-0426355			426355	SCREW, cap, 5/8-11NC-2 x 2 -----	ea	4			(**)	H-1
H001-7025861			121574	WASHER, lock, 5/8 in -----	ea	8			(**)	H-1
G510-7327050		HE-A11155	7327050	ABSORBER, shock, left rear, assy -----	ea	1	(%)	(%)	(%)	X
G510-7033344		AUC-28UU440	7033344	ABSORBER, shock, right rear, assy -----	ea	1	(%)	(%)	(%)	X
H101-0220085		HE-A11156	220085	NUT, hex, 5/8-11NC-2 -----	ea	4			(**)	H-1
H101-0426355		AUC-28UU430	426355	SCREW, cap, 5/8-11NC-2 x 2 -----	ea	4			(**)	H-1

H001-7025861					WASHER, lock, 5/8 in.								
G511-7377488		AUC-28UV050		121574	LINK, front, assy		ea	8	(%)	(**)	H-1	X	
G511-7377489		AUC-28UU060		7377488	LINK, rear left, assy		ea	2	(%)	(%)		X	
G511-7377490		AUC-28UV060		7377489	LINK, rear right, assy		ea	1	(%)	(%)		X	
G691-7038553		HE-1-3981		7377490	PLUG, filler		ea	1	(%)	(%)		X	
		AUC-28UU019		7038553			ea	4	(%)	(%)		X	

GROUP 17—HOOD, FENDERS, AND RUNNING BOARDS

1703—Hood

G510-7366116		AUC-16UKSA5950		7366116	HOOD, engine, assy (metal floor board type cab)		ea	1	(%)	(%)	H-1	X	
H001-5150171			013-3046	133046	BOLT, mach, 1/4-20NC-2 x 7/8		ea	3	(**)	(**)	H-1	X	
H001-7045531			012-0386	120386	WASHER, flat, 1/4 in.		ea	3	(**)	(**)	H-1	X	
H001-7025681				120380	WASHER, lock, 1/4 in.		ea	3	(**)	(**)	H-1	X	

GROUP 18—CAB

1803.1—Doors and Hardware

G510-7366121		AUC-15UKS0910		7366121	DOOR, left, w/HARDWARE and GLASS, assy (closed cab)		ea	1	(%)	(%)		X	
G510-7366118		AUC-15UKSF0220		7366118	DOOR, left, w/SHELL, assy (open cab)		ea	1	(%)	(%)		X	
G510-7366117		AUC-15DLS0220		7366117	DOOR, left, w/SHELL, assy (closed cab) (Issue until stock is exhausted, then use DOOR 7366121).		ea	1	(%)	(%)		X	
G510-7366122		AUC-15UKS0890		7366122	DOOR, right, w/HARDWARE and GLASS, assy (closed cab)		ea	1	(%)	(%)		X	
G510-7366119		AUC-15DLS0210		7366119	DOOR, right, w/SHELL, assy (closed cab) (Issue until stock is exhausted, then use DOOR 7366122).		ea	1	(%)	(%)		X	
G510-7366120		AUC-15UKSF0210		7366120	DOOR, right, w/SHELL, assy (open cab)		ea	1	(%)	(%)		X	

1804—Windshield

G510-7366068		TS-3754B		7366068	WINDSHIELD, assy (open cab)		ea	1	(%)	(%)		X	
		AUC-15UKSF											
		497											

1806.1—Seat Cushions

G510-7712494		AUC-16UKS32220		7712494	CUSHION, companion seat, assy (closed cab)		ea	1	(%)	(%)		X	
G510-7366142		AUC-16UKSF		7366142	CUSHION, companion seat, assy (open cab)		ea	1	(%)	(%)		X	
		32220											
G511-7744497		AUC-16UKS3990		7744497	CUSHION, companion seat back, assy (closed cab)		ea	1	(%)	(%)		X	
G510-7366141		AUC-16UKSF3990		7366141	CUSHION, companion seat back, assy (open cab)		ea	1	(%)	(%)		X	
G510-7366140		AUC-16UKSF		7366140	CUSHION, driver's seat, assy (open cab)		ea	1	(%)	(%)		X	
		32230											
G510-7712495		AUC-16UKS32230		7712495	CUSHION, driver's seat, assy (closed cab)		ea	1	(%)	(%)		X	
G510-7712492		AUC-16UKS32210		7712492	CUSHION, driver's seat back, assy (closed cab)		ea	1	(%)	(%)		X	
G510-7712493		AUC-16UKSF		7712493	CUSHION, driver's seat back, assy (open cab)		ea	1	(%)	(%)		X	
		32210											

(1) STOCK NO.	(2) FEDERAL ITEM IDENTIFICA- TION NO.	(3) MFR'S PART NO.	(4) ORDNANCE PART NO.	(5) DESCRIPTION	(6) UNIT OF ISSUE	(7) QUANTITY INCORPO- RATED IN UNIT	(8) ORGANIZATIONAL ALLOWANCES			(9) REFERENCE SYMBOLS
							BN, CO			
							NO. OF MAJOR ITEMS			
1-6 (a)	7-25 (b)	26-75 (c)								
ORGANIZATIONAL SPARE PARTS FOR TRUCK— Continued										
GROUP 18—CAB—Continued										
1806.3—Floor Board Mats and Seals										
G510-7372064		SWX-100015 AUC-16UKS 22616	7372064	MAT, floor board insert, assy (closed cab)-----	ea	1	(%)	(%)	(%)	X
G510-7065854		AUC-16UKSA 31799	7065854	MAT, left floor board, assy (closed cab)-----	ea	1	(%)	(%)	(%)	X
G510-7372065		SWX-100016 AUC-16UKS 32727	7372065	MAT, left toe board, assy (closed cab)-----	ea	1	(%)	(%)	(%)	X
H101-0171507			171507	SCREW, tapping, No 10-24NC-2 x 5/8-----	ea	2			(**)	H-1
H001-7045491			120385	WASHER, plain, No 10-----	ea	2			(**)	H-1
G510-7372063		SWX-100014 AUC-16UKS 31799	7372063	MAT, right floor board, assy (closed cab)-----	ea	1	(%)	(%)	(%)	X
G510-7372066		SWX-100017 AUC-16UKS 32689	7372066	MAT, right toe board, assy (closed cab)-----	ea	1	(%)	(%)	(%)	X
H101-0171507			171507	SCREW, tapping, No 10-24NC-2 x 5/8-----	ea	4			(**)	H-1
H001-7045491			120385	WASHER, plain, No 10-----	ea	4			(**)	H-1
G510-7065857		AUC-16UKSA 32689	7065857	MAT, toe board, assy (closed cab) (Used on vehicles equipped w/HEATER).	ea	1	(%)	(%)	(%)	X
H001-1076155			171356	SCREW, tapping, No 8-32NC-2 x 5/8-----	ea	3			(**)	H-1
H001-7043681			120392	WASHER, plain, 1/4 in-----	ea	3			(**)	H-1
G510-7372072		AUC-16UKSA 22016	7372072	SEAL, dust, clutch and brake pedal (felt) (Used w/metal floor BOARD).	ea	2	(%)	(%)	(%)	X
G510-7065856		AUC-16UKS31188	7065856	SEAL, dust gear shift lever-----	ea	1	(%)	(%)	(%)	X
G510-7065855		AUC-16UKSB 22016	7065855	SEAL, dust steering jacket (felt) (Used w/metal floor BOARD).	ea	1	(%)	(%)	(%)	X
H001-0312009			548208	BUR, rivet, No 10-----	ea	20			(**)	H-1
H001-0930007			136492	RIVET, tubular, 9/64 x 5/16-----	ea	20			(**)	H-1

GROUP 20—WINCH AND POWER-TAKE-OFF

2001.1—Winch Assembly

G511-7414457	AUC-27UU0556	7414457	CABLE, winch, assy	ea	1	(%)	(%)	X
H016-0504208	504208	504208	FITTING, lubr, hydraulic type, stght, 1/8-27NPT, male (winch drum (2) and winch end frame (1))	ea	3	(%)	(**)	H-16
G506-7349753	GW-12Y6308	7349753	KNOB, sliding clutchlock plunger	ea	1	(%)	(%)	X
G511-7063783	AUC-27UV0643 GW-22Y7306 AUC-27UV5550	7063783	WINCH, assy	ea	1	(%)	(%)	X

2001.3—Winch Drive Shaft

G116-0503200	DT-BB-1788 GW-6Y1295 AUC-27UV0574		PIN, shear, univ-jt (winch end)	ea	1	(%)	(%)	X
H001-0811052	010-3385	103385	PIN, cotter, 1/8 x 1	ea	1	(%)	(**)	H-1
G511-7063661	GW-6Y1255A AUC-18UV3646	7063661	SHAFT, winch drive, assy	ea	1	(%)	(%)	X

2202.1—Power-Take-off Assembly

G511-7377589	AUC-18UV0530	7377589	ADAPTER, assy	ea	1	(%)	(%)	X
H101-0125027	125027	125027	NUT, castle, 3/8-24NF-2	ea	1	(%)	(**)	H-1
H001-0811039	010-3373	103373	PIN, cotter, 3/32 x 3/4	ea	1	(%)	(**)	H-1
H101-0214388	214388	214388	SCREW, cap, 3/8-16NC-2 x 1 1/8	ea	5	(%)	(**)	H-1
H101-0539086	539086	539086	STUD, 3/8-16NC-2 (5/16) x 3/8-24NF-2 (5/8) x 1 3/8	ea	1	(%)	(**)	H-1
H001-7025741	120382	120382	WASHER, lock, 3/8 in	ea	5	(%)	(**)	H-1
G116-0600100	GW-7Y1027 AUC-19UV0408	6210671	ARM, shifter shaft	ea	1	(%)	(%)	X
H002-0100170	104922	104922	BALL, alloy-S, 1/2 in (detent, shifter shaft)	ea	2	(%)	(**)	H-2
H012-1300035	700536	700536	BEARING, ball, JAN 112-03502-0000 (radial, sgle row, lt, loading groove, 1.3780 bore, 2.8346 OD, 0.6693 width) (main shaft, front).	ea	1	(%)	(%)	X
H012-1930035	700946	700946	BEARING, ball, JAN 145-03552-0000 (angular contact, DR, lt, sp, 1.3780 bore, 2.8346 OD, 0.8750 width) (main shaft, rear).	ea	1	(%)	(%)	X
H012-0708230	708230	708230	BEARING, roller, journal, JAN 341-01627-0000 (solid rollers, no races, type 2, 1.000 shaft diam, 1.5000 housing bore, 1.6250 operating space) (adapter gear shaft (1) and intermediate gear shaft (2)).	ea	3	(%)	(%)	X
H012-0708232	708232	708232	BEARING, roller, journal, JAN 341-01630-0000 (solid rollers, no races, type 2, 1.000 shaft diam, 1.5000 housing bore, 2.2500 operating space) (idler gear shaft).	ea	1	(%)	(%)	X

(1) STOCK NO.	(2) FEDERAL ITEM IDENTIFICA- TION NO.	(3) MFR'S PART NO.	(4) ORDNANCE PART NO.	(5) DESCRIPTION	(6) UNIT OF ISSUE	(7) QUANTITY INCORP- ORATED IN UNIT	(8) ORGANIZATIONAL ALLOWANCES			(9) REFERENCE SYMBOLS
							BN, CO			
							NO. OF MAJOR ITEMS			
							1-6 (a)	7-25 (b)	26-75 (c)	
				ORGANIZATIONAL SPARE PARTS FOR TRUCK— Continued						
				GROUP 20—WINCH AND POWER-TAKE-OFF— Continued						
				2002.1—Power-Take-Off Assembly—Continued						
G506-7735649		GW-7Y1022 AUC-18UV0179	7735649	CAP (cover), main shaft rear bearing-----	ea	1		(% %)	(% %)	X
G116-0501621		GW-7Y1029 AUC-18UV 0179		COVER (retainer), main shaft front bearing-----	ea	1		(% %)	(% %)	X
G085-7735483		GW-7Y1513 AUC-18UV0654	7735483	FORK, shifter, sliding clutch-----	ea	1		(% %)	(% %)	X
G511-7744248		GW-7Y1646 AUC-18UV0249	7744248	GASKET, cover-----	ea	1		(% %)	(% %)	X
G116-0502101		GW-7Y1043 AUC-18UV0184		GASKET, main shaft front bearing retainer (1) and rear bearing cover (1).-----	ea	2		(% %)	(% %)	X
G508-5214787		AUC-3B3158	5214787	GASKET, vellumoid, 1/2 in thk (power take-off to adapter)-----	ea	1		(% %)	(% %)	X
G511-7413506		AUC-18UV3127	7413506	GEAR, adapter (22 teeth)-----	ea	1		(% %)	(% %)	X
G511-7413504		GW-7Y1661 AUC-18UV0181	7413504	GEAR, idler (14 and 14 teeth)-----	ea	1		(% %)	(% %)	X
G511-7413503		GW-7Y1660 AUC-18UVB 0127	7413503	GEAR, intermediate (22 and 14 teeth)-----	ea	1		(% %)	(% %)	X
G511-7413505		GW-7Y1662 AUC-18UVA 0127	7413505	GEAR, sliding (28 and 20 teeth)-----	ea	1		(% %)	(% %)	X
G511-7063794		GW-7Y6000 AUC-18UV5500	7063794	POWER-TAKE-OFF, assy-----	ea	1		(% %)	(% %)	X
H001-4167601	012-0369		120369	NUT, plain, 3/8-24NF-2-----	ea	6			(**)	H-1
G102-2688003		AUC-2T2659	A226180	STUD-----	ea	6		(% %)	(% %)	X
H001-7025741			120382	WASHER, lock, 3/8 in-----	ea	6			(**)	H-1
H013-0500023			500023	SEAL, oil, type ML, 1 x 1.832 x 7/16 (shifter shaft)-----	ea	2		(% %)	(% %)	H-13
H013-0500050			500050	SEAL, oil, type ML, 1 3/8 x 2.378 x 1/2 (main shaft front bearing).-----	ea	1		(% %)	(% %)	H-13

G511-7413507	AUC-18HF2128	7413507	SHAFT, adapter gear	ea	1	(%)	(%)	X
G085-3784670	GW-7Y1004		SHAFT, idler gear	ea	1	(%)	(%)	X
G116-0502902	AUC-18UV0169		SHAFT (countershaft), intermediate gear	ea	1	(%)	(%)	X
G511-7063697	GW-7Y1003	7063697	SHAFT, main	ea	1	(%)	(%)	X
G511-7063698	GW-7Y1602	7063698	SHAFT, shifter	ea	1	(%)	(%)	X
G511-7063695	AUC-18UV0641	7063695	SLEEVE, idler gear shaft	ea	1	(%)	(%)	X
G511-7063699	GW-7Y1566	7063699	SPACER, intermediate gear shaft bearing	ea	1	(%)	(%)	X
G501-5277984	AUC-18UV0613	5277984	SPRING, compression, S, 0.072 diam wire, $1\frac{15}{32}$ OD coil, 13 coils, $1\frac{1}{2}$ free lgh (shifter shaft detent ball).	ea	2	(%)	(%)	X
G511-7413508	GW-7Y1037	7413508	WASHER, thrust, adapter gear	ea	2	(%)	(%)	X
G116-0500020	AUC-18HF2308		WASHER, thrust, idler gears (2) and intermediate gears (2)	ea	4	(%)	(%)	X
	GW-7Y1032							
	AUC-18UV0388							
2002.5—Power-Take-Off Controls								
H016-0504201		504201	ELBOW, lubr fitting, 45 deg, $\frac{1}{8}$ -27NPT male and female thds (bell crank).	ea	1	(%)	(%)	X
H016-0504208		504208	FITTING, lubr, hydraulic type, $\frac{1}{8}$ -27NPT, male (bell crank).	ea	1	(%)	(%)	X
G510-7377682	AUC-10T2408	7377682	KNOB, hand lever	ea	1	(%)	(%)	X
G511-7377486	AUC-S2225	7377486	PIN, clevis, $\frac{1}{2} \times 1\frac{1}{4}$ (rear connecting rod yoke (2) and front connecting rod front yoke (1)).	ea	3	(%)	(%)	X
H001-0811050		103384	PIN, cotter, $\frac{1}{8} \times \frac{3}{4}$	ea	3	(%)	(%)	X
G102-0306755	AUC-18WW299	A226066	STUD, bellcrank	ea	1	(%)	(%)	X
H101-0220085		220085	NUT, hex, $\frac{5}{8}$ -11NC-2	ea	1	(%)	(%)	X
H101-0137229		137229	PIN, cotter, $\frac{5}{32} \times 1\frac{1}{2}$	ea	1	(%)	(%)	X
H001-7025861		121574	WASHER, lock, $\frac{5}{8}$ in.	ea	1	(%)	(%)	X
H101-0131018		131018	WASHER, plain, $\frac{7}{8}$ in (bellcrank stud)	ea	1	(%)	(%)	X
G511-7744902	AUC-10TE256	7744902	YOKE, front connecting rod	ea	2	(%)	(%)	X
G511-7744903	AUC-10B256	7744903	YOKE, rear connecting rod, front	ea	1	(%)	(%)	X
G116-7349412	GW-4Y155	7349412	YOKE, rear connecting rod, rear	ea	1	(%)	(%)	X
	AUC-10UV056							
GROUP 22—MISCELLANEOUS BODY, CHASSIS, AND ACCESSORY ITEMS								
2201—Canvas Cover and Curtains								
G510-7366080	AUC-15UKSF4520	7366080	CURTAIN, cab left side, assy	ea	1	(%)	(%)	X

(1) STOCK NO.	(2) FEDERAL ITEM IDENTIFICA- TION NO.	(3) MFR'S PART NO.	(4) ORDNANCE PART NO.	(5) DESCRIPTION	(6) UNIT OF ISSUE	(7) QUANTITY INCORPO- RATED IN UNIT	(8) ORGANIZATIONAL ALLOWANCES			(9) REFERENCE SYMBOLS
							BN, CO			
							NO. OF MAJOR ITEMS			
							1-6 (a)	7-25 (b)	26-75 (c)	
				ORGANIZATIONAL SPARE PARTS FOR TRUCK— Continued						
				GROUP 22—MISCELLANEOUS BODY, CHASSIS, AND ACCESSORY ITEMS—Continued						
				2201—Canvas Cover and Curtains—Continued						
G510-7366078		AUC-15UKSF5630	7366078	CURTAIN, cab, rear, assy	ea	1	(%)	(%)	(%)	X
G510-7366079		AUC-15UKSF4510	7366079	CURTAIN, cab, right side, assy	ea	1	(%)	(%)	(%)	X
G510-7366143		AUC-15UKSF 42450	7366143	TOP (cover), cab top, assy (canvas)	ea	1	(%)	(%)	(%)	X
				2202—Windshield Wipers and Mirrors						
H002-0583264			583264	ARM, adj, 15 in to 25 in (outside rear view mirror)	ea	2			(**)	H-2
H017-0500810			500810	ARM, windshield wiper, adj, 2½ in to 12 in	ea	2	1	1	1	X
G510-7366159		TRI-76570-5IZE AUC-16UKS	7366159	ARM, windshield wiper, assy (closed cab) (Issue until stock is exhausted, then use ARM 500810).	ea	2				X
G510-7372261		TRI-L778-3IZE AUC-16UKSF	7372261	BLADE, windshield wiper arm (open cab) (Issue until stock is exhausted, then use BLADE 500812).	ea	2				X
H017-0500812			500812	BLADE, windshield wiper, 8¼ in	ea	2	1	1	1	X
H006-0210030			144035	BUSHING, pipe, ¼ x ⅛ (windshield wiper)	ea	2			(**)	H-6
H106-0431494			431494	CONNECTOR, tube, compression, ⅜ in tube, ⅛ in male pipe end, assy (windshield wiper to manifold line).	ea	2			(**)	H-6
H006-0504255			504255	ELBOW, tube, compression, 90 deg, ⅜ in tube, ¼ in male pipe end, assy (windshield wiper line).	ea	1			(**)	H-6
H002-0547201			547201	MIRROR, rear view, inside, assy	ea	1			(**)	H-2
H001-5148251			120221	BOLT, mach, No 10-24NC-2 x ½	ea	2			(**)	H-1
H001-4135661			120361	NUT, plain, No 10-24NC-2	ea	2			(**)	H-1
H001-7025621			120217	WASHER, lock, No 10	ea	4			(**)	H-1
G514-5586092		AUC-16UKS4768	5586092	MIRROR, rear view, outside, assy (Issue until stock is ex- hausted, then use MIRROR 547202 and ARM 583264).	ea	2				X
H002-0547202			547202	MIRROR, rear view, outside, assy	ea	2			(**)	H-2
H017-0500845			500845	MOTOR, windshield wiper, assy	ea	2	(%)	(%)	(%)	X

H006-0229209				192032	NIPPLE, pipe, 1/8 x 3/4 (windshield wiper line)	ea	1		(**)		H-6	X
H006-0230415				116452	NUT, flared tube fitting, 1/4 in (windshield wiper line)	ea	1		(**)		H-6	X
G509-7058965	TRI-75072ZE AUC-16UKS 41026			7058965	NUT, special, blind, S, No 10-32NF-2 (windshield wiper arm)	ea	2	1	1			X
H007-0878000				33-T-233	TUBING, compounded, ID 7/32 in (windshield wiper)	ea	†		(**)		H-7	X
H007-0218065				44-T-5080-15	TUBING, seamless, size 1/4 in (windshield wiper)	ft	†		(**)		H-7	X
H007-0218110				44-T-5080-25	TUBING, seamless, size 3/8 in (windshield wiper)	ft	†		(**)		H-7	X
G528-7332400	AUC-16UKS01428			7332400	VALVE, regulating, windshield wiper, assy (Issue until stock is exhausted, then use VALVE TRI-754705ZE).	ea	2					† X
G509-0427259	TRI-754705ZE AUC-16UKSF 01428				VALVE, regulating, windshield wiper, assy	ea	2	(%)	(%)			X
G510-7331458	TRI-FP657 AUC-16UKS 4823			7331458	WIPER, windshield, assy (closed cab) (Issue until stock is exhausted, then use (2) ARM 500810, (2) BLADE 500812, (2) MOTOR 500845 and (2) VALVE TRI-754705ZE).	ea	1					† X
H001-5148851		013-2908		132908	BOLT, mach, No 10-32NF-2 x 1/2	ea	4		(**)		H-1	X
H001-4135681		012-0614		120614	NUT, plain, No 10-32NF-2	ea	4		(**)		H-1	X
H001-7025621				120217	WASHER, lock, No 10	ea	4		(**)		H-1	X
G510-7099350	TRI-FD671-1 AUC-16UKSF 4823			7099350	WIPER, windshield, assy (open cab) (Issue until stock is exhausted, then use (2) ARM 500810, (2) BLADE 500812, (2) MOTOR 500845 and (2) VALVE TRI-754705ZE).	ea	1					† X
H001-5148891		013-2923		132923	SCREW, mach, No 10-32NF-2 x 1	ea	4		(**)		H-1	X
H001-7025621				120217	WASHER, lock, No 10	ea	4		(**)		H-1	X
G511-7377588	SW-95116-168 AUC-16UKS 0557			7377588	CORE, flex shaft	ea	1		(%)			X
G507-6266142	SW-590AB AUC-16UKS 3760			B266142 C138301	SPEEDOMETER, assy	ea	1		(%)			X
G510-7740522	SW-G36796-55 AUC-16UU0557			7740522	ADAPTER, tachometer and distributor drive, assy (subgroup 0604.1). CORE, flex shaft	ea	1		(%)			X
G511-7744256	SW-36800-55 AUC-16UU 01220			7744256	GEAR, driven distributor and tachometer (subgroup 0604.1) SHAFT, drive, flex, w/CORE and CASING, assy (55 in long)	ea	1		(%)			X

(1) STOCK NO.	(2) FEDERAL ITEM IDENTIFICA- TION NO.	(3) MFR'S PART NO.	(4) ORDNANCE PART NO.	(5) DESCRIPTION	(6) UNIT OF ISSUE	(7) QUANTITY INCORPO- RATED IN UNIT	(8) ORGANIZATIONAL ALLOWANCES			(9) REFERENCE SYMBOLS
							BN, CO			
							1-6 (a)	7-25 (b)	26-75 (c)	
				ORGANIZATIONAL SPARE PARTS FOR TRUCK— Continued						
				GROUP 22—MISCELLANEOUS BODY, CHASSIS, AND ACCESSORY ITEMS—Continued						
				2208.2—Tachometer—Continued						
G509-0396046		SW-424BE AUC-16UKS 31210		TACHOMETER, assy-----	ea	1	(%)	(%)	(%)	X
				2210—Vehicular Data Plates						
G510-7520191		AUC-16UUB22285	7520191	PLATE, caution, engine speed-----	ea	1	(%)	(%)	(%)	X
G510-7520193		AUC-16UUC22285	7520193	PLATE, instruction, cooling system drain-----	ea	1	(%)	(%)	(%)	X
G510-7520192		AUC-16UUU31896	7520192	PLATE, instruction, gear shift (transmission, transfer and front axle).-----	ea	1	(%)	(%)	(%)	X
G510-7524300			7524300	PLATE, instruction, parts list, operator's and maintenance manuals.-----	ea	1	(%)	(%)	(%)	X
G510-7520194		AUC-15UUU22285B	7520194	PLATE, instruction, vehicle data-----	ea	1	(%)	(%)	(%)	X
G510-7524737			7524737	PLATE, vehicle shipping data-----	ea	1	(%)	(%)	(%)	X
G510-7520190		AUC-16UUA22285	7520190	PLATE, warning, brake low air pressure warning buzzer-----	ea	1	(%)	(%)	(%)	X
				GROUP 23—GENERAL USE STANDARDIZED PARTS						
				2304.1—Standard Hardware						
H002-0583264			583264	ARM, adj, outside rear view mirror, 15 in to 25 in-----	ea	4	(%)	(%)	(%)	H-2
H002-0100170			104922	BALL, alloy-S, grade 2, 1/2 in-----	ea	4	(%)	(%)	(%)	H-2
H001-3021321			223708	BOLT, hex-hd, s-fin, alloy-S, cd or zn-pltd, 1/2-20NF-2 x 2 1/4-	ea	2	(%)	(%)	(%)	H-1
H001-1031005			220624	BOLT, mach, cap, hex-hd, dld-f/lkg-wire, S, cd or zn-pltd, 5/16-18NC-2 x 7/8.-----	ea	4	(%)	(%)	(%)	H-1
H001-1013114			216060	BOLT, mach, cap, hex-hd, S, 5/8-11NC-2 x 4 1/4-----	ea	1	(%)	(%)	(%)	H-1
H001-5025511			216915	BOLT, mach, cap, hex-hd, S, cd or zn-pltd:-----	ea	2	(%)	(%)	(%)	H-1
H001-5026121			216921	1/4-20NC-2 x 5/8-----	ea	2	(%)	(%)	(%)	H-1
H001-5026791			217174	5/16-18NC-2 x 3/4----- 3/8-16NC-2 x 2-----	ea	2	(%)	(%)	(%)	H-1

H001-5027541	021-4463	214463	1/16-14NC-2 x 1 1/2	ea	2		(%)	H-1	X
H001-5028141	021-3802	213802	1/2-13NC-2 x 1 1/2	ea	12		4	H-1	X
			BOLT, mach, cap, hex-hd, S, 85,000 psi yield strength, cd or zn-pltd:						
H001-5452341	018-1566	181566	1/4-28NF-2 x 3/4	ea	6	(%)		H-1	X
H001-5453141	018-0077	180077	5/16-18NC-3 x 3/4	ea	2	(%)		H-1	X
H001-5453841	018-1596	181596	5/16-24NF-3 x 7/8	ea	4	(%)		H-1	X
H001-5454601	018-0124	180124	3/8-16NC-3 x 1 1/4	ea	8	2	4	H-1	X
H001-5454701	018-0128	180128	3/8-16NC-3 x 1 3/4	ea	3	(%)		H-1	X
H101-0215675	021-5675	215675	1/2-13NC-2 x 1 1/4	ea	17	3	6	H-1	X
H101-0215681	021-5681	215681	1/2-13NC-2 x 1 3/4	ea	11	(%)		H-1	X
H101-0215684	021-5684	215684	1/2-13NC-2 x 2	ea	11	(%)		H-1	X
			BOLT, mach, fil-hd, S, cd or zn-pltd:						
H001-5125831	013-1963	131963	No 8 (0.164)-32NC-2 x 3/8	ea	2	(%)		H-1	X
H101-0132100	013-2100	132100	No 10 (0.190)-32NF-2 x 5/16	ea	4	3	5	H-1	X
H001-5128691	013-2277	132277	1/4-20NC-2 x 1 1/4	ea	2	(%)		H-1	X
			BOLT, mach, fil-hd, S, cd or zn-pltd, w/dichromate dip:						
H101-0131875	013-1875	131875	No 6 (0.138)-32NC-2 x 3/16	ea	1	(%)		H-1	X
H101-0131979	013-1979	131979	No 8 (0.164)-32NC-2 x 3/4	ea	2	(%)		H-1	X
			BOLT, mach, fl-hd, S, cd or zn-pltd:						
H001-5089361	012-0612	120612	No 10 (0.190)-32NF-2 x 5/8	ea	4	3	5	H-1	X
H101-0427005	042-7005	427005	1/2-13NC-2 x 3	ea	1	(%)		H-1	X
H101-0133841	013-3841	133841	BOLT, mach, fl-hd, S, cd or zn-pltd, w/dichromate dip, 5/16-18NC-2 x 1 1/4	ea	4	(%)		H-1	X
			BOLT, mach, rd-hd, S, cd or zn-pltd:						
H101-0132780	013-2780	132780	No 8 (0.164)-32NC-2 x 1 1/4	ea	6	5	8	H-1	X
H001-5148851	013-2908	132908	No 10 (0.190)-32NF-2 x 1/2	ea	10	8	13	H-1	X
H001-5148881	013-2919	132919	No 10 (0.190)-32NF-2 x 7/8	ea	4	3	5	H-1	X
H001-5150151	013-3043	133043	1/4-20NC-2 x 3/4	ea	22	7	11	H-1	X
H001-5150171	013-3046	133046	1/4-20NC-2 x 7/8	ea	3	(%)		H-1	X
H001-5150181	013-3049	133049	1/2-20NC-2 x 1	ea	10	3	5	H-1	X
			BOLT, mach, rd-hd, S, cd or zn-pltd, w/dichromate dip:						
H001-5148251	012-0221	120221	No 10 (0.190)-24NC-2 x 1/2	ea	18	14	23	H-1	X
H001-5148301	013-2848	132848	No 10 (0.190)-24NC-2 x 1	ea	4	(%)		H-1	X
H101-0113033	011-3033	113033	BOLT, set, sq-hd, dog-pt, S, 1/2-13NC-3 x 1 1/4	ea	4	(%)		H-1	X
H001-0312009		548208	BUR, rivet, cop, No 10 (0.134 ID, 0.406 OD, 0.935 thk)	ea	20	18	30	H-1	X
			BUSHING, pipe shoulder, MI, glvd:						
H006-0210030		144035	1/4 x 1/8	ea	6	(%)		H-6	X
H006-0210100		144036	3/8 x 1/4	ea	3	(%)		H-6	X
H006-0210190		144042	3/4 x 1/2	ea	1	(%)		H-6	X
			CLAMP, hose, S, cd or zn-pltd:						
H006-0502917		502917	1 1/2 in.	ea	4	2	4	H-6	X
H006-0502922		502922	2 1/4 in.	ea	8	5	8	H-6	X
H006-0100805		7205007	COCK, drain, spring key tee-hdl, br, 1/4 in male pipe end	ea	2	(%)		H-6	X
H006-0100820		118536	COCK, drain, tee-hdl, br, 3/8 in male pipe end (type C)	ea	1	(%)		H-6	X

(1) STOCK NO.	(2) FEDERAL ITEM IDENTIFICA- TION NO.	(3) MFR'S PART NO.	(4) ORDNANCE PART NO.	(5) DESCRIPTION	(6) UNIT OF ISSUE	(7) QUANTITY INCORPO- RATED IN UNIT	(8) ORGANIZATIONAL ALLOWANCES			(9) REFERENCE SYMBOLS
							BN, CO			
							NO. OF MAJOR ITEMS			
							1-6 (a)	7-25 (b)	26-75 (c)	
				ORGANIZATIONAL SPARE PARTS FOR TRUCK— Continued						
				GROUP 23—GENERAL USE STANDARDIZED PARTS —Continued						
				2304.1—Standard Hardware—Continued						
				CONNECTOR, air brake hose:						
H006-0101045	-----	-----	504395	1/4 in male pipe end, assy-----	ea	8	(%)	(%)	(%)	H-6
H006-0101046	-----	-----	570801	1/2 in male pipe end, assy-----	ea	4	-----	-----	(%)	H-6
H006-0213530	-----	-----	118748	CONNECTOR, flared tube, br, 1/4 in tube, 1/8 in male pipe end (w/o nut)-----	ea	1	(%)	(%)	(%)	H-6
H006-0213540	-----	-----	118750	3/8 in tube, 1/4 in male pipe end (w/o nut)-----	ea	1	(%)	(%)	(%)	H-6
H006-0213550	-----	-----	118752	1/2 in tube, 3/8 in male pipe end (w/o nut)-----	ea	3	(%)	(%)	(%)	H-6
H006-0312600	-----	-----	504264	CONNECTOR, tube, compression, ball sleeve air service, br: 3/8 in tube, 1/4 in male pipe end, assy-----	ea	21	6	11	16	H-6
H006-0312620	-----	-----	504265	3/8 in tube, 3/8 in male pipe end, assy-----	ea	5	(%)	(%)	(%)	H-6
H006-0312640	-----	-----	504266	1/2 in tube, 3/8 in male pipe end, assy-----	ea	3	(%)	(%)	(%)	H-6
H106-0431494	-----	-----	431494	CONNECTOR, tube, compression, threaded sleeve, br, 3/16 in tube, 1/8 in male pipe end, assy.	ea	2	(%)	(%)	(%)	H-6
H006-0501658	-----	-----	501658	COUPLING (half), air brake hose, assy-----	ea	4	(%)	(%)	(%)	H-6
H016-0504201	-----	-----	504201	ELBOW, lubr fitting, 45 deg, 1/8NPT, male and female-----	ea	18	9	15	23	H-16
H016-0504202	-----	-----	504202	ELBOW, lubr fitting, 90 deg, 1/8NPT, male and female-----	ea	9	-----	8	12	H-16
H006-0261630	-----	-----	118753	ELBOW, flared tube, 90 deg, br, 1/4 in tube, 1/8 in male pipe end (w/o nut).	ea	1	(%)	(%)	(%)	H-6
H006-0264560	-----	-----	127962	ELBOW, pipe, stght, 90 deg, MI, glvd, 1/8 in-----	ea	1	-----	-----	(%)	H-6
H006-0265005	-----	-----	120627	ELBOW, pipe, street, 45 deg, br:	ea	1	(%)	(%)	(%)	H-6
H006-0265010	-----	-----	121619	1/8 in-----	ea	4	(%)	(%)	(%)	H-6
H006-0265505	-----	-----	144118	1/4 in-----	ea	2	(%)	(%)	(%)	H-6
H006-0265105	-----	-----	120499	ELBOW, pipe, street, 45 deg, MI, glvd, 1/4 in-----	ea	1	(%)	(%)	(%)	H-6
				ELBOW, pipe, street, 90 deg, br, 1/4 in-----	ea	1	(%)	(%)	(%)	H-6
				ELBOW, tube, compression, ball sleeve, air service, 90 deg, br:	ea	1	(%)	(%)	(%)	H-6
H006-0570821	-----	-----	570821	1/4 in tube, 1/8 in male pipe end, assy-----	ea	1	(%)	(%)	(%)	H-6
H006-0504255	-----	-----	504255	3/8 in tube, 1/4 in male pipe end, assy-----	ea	23	7	12	18	H-6

H006-0504257				504257	3/8 in tube, 3/8 in male pipe end, assy	ea	6	(%)	(%)	H-6	X
H006-0504258				504258	1/2 in tube, 3/8 in male pipe end, assy	ea	2	(%)	(%)	H-6	X
H006-0504318				504318	3/4 in tube, 3/4 in male pipe end, assy	ea	3	(%)	(%)	H-6	X
H016-0504208				504208	FITTING, lubr, ORD, stght, 1/8NPT, male	ea	53	27	44	H-16	X
H016-0504203				504203	FITTING, lubr, hydraulic, stght, 1/4-28NF, male	ea	1	(%)	(%)	H-16	X
H016-0587306				587306	FITTING, lubr, pressure release vent, 14 to 15 lb relief pressure, 1/8NPT, male	ea	12	---	10	H-16	X
H006-0504397				504397	GASKET, air brake hose connector	ea	12	6	10	H-6	X
H001-0518017		010-3906		103906	KEY, Woodruff, S:	ea	7	(%)	(%)	H-1	X
H001-0518035		011-3782		113782	5/32 x 3/4 (No 506 or 8)	ea	8	---	---	H-1	X
H001-0518048		011-7979		117979	1/4 x 1 (No 808 or 15)	ea	3	---	---	H-1	X
H017-0547201				547201	5/16 x 1 1/8 (No 1009 or C)	ea	1	(%)	(%)		X
H017-0547202				547202	MIRROR, rear view, inside, assy	ea	2	(%)	(%)		X
H006-0229209				192032	MIRROR, rear view, outside, assy	ea	1	(%)	(%)		X
H006-0229219				192050	NIPPLE, pipe, S, std, glvd:	ea	1	(%)	(%)	H-6	X
H006-0229229				192067	1/8 x 3/4 (close)	ea	1	(%)	(%)	H-6	X
H006-0229239				192074	1/4 x 7/8 (close)	ea	2	(%)	(%)	H-6	X
H006-0229249				192470	3/8 x 1 (close)	ea	4	(%)	(%)	H-6	X
H006-0504399				504399	1/2 x 1 1/8 (close)	ea	1	(%)	(%)	H-6	X
H006-0504259				504259	3/4 x 1 3/8 (close)	ea	8	2	4	H-6	X
H006-0504260				504260	NUT, air brake hose connector	ea	18	5	9	H-6	X
H006-0504309				504309	NUT, ball sleeve compression tube fitting, air service, br:	ea	6	(%)	(%)	H-6	X
H006-0104045				120487	3/8 in	ea	2	(%)	(%)	H-6	X
H006-0104054				140287	1/2 in	ea	4	(%)	(%)	H-6	X
H106-0431593				431593	3/4 in	ea	4	(%)	(%)	H-6	X
H101-0125027				125027	NUT, ball sleeve compression tube fitting, br:	ea	1	(%)	(%)	H-6	X
H101-0125043				125043	3/16 in	ea	4	(%)	(%)	H-6	X
H006-0230415				116452	3/8 in	ea	4	(%)	(%)	H-6	X
H101-0503184				503184	NUT, ball sleeve compression tube fitting, long, br, 1/4 in	ea	4	(%)	(%)	H-6	X
H101-0503156				503156	NUT, castle, light, s-fin S, cd or zn-pltd:	ea	1	---	---	H-1	X
H101-0503157				503157	3/8-24NF-2	ea	6	---	---	H-1	X
H001-4027541				225831	1/2-20NF-2	ea	4	(%)	(%)	H-1	X
H101-0220073				220073	NUT, flared tube fitting, short, br, 1/4 in	ea	4	(%)	(%)	H-1	X
H001-4027581				214267	NUT, hex, light, s-fin, S, seize-proof-ctd-thd, 3/8-24NF-2	ea	18	9	15	H-1	X
H101-0426766				426766	NUT, hex, light, thk, s-fin, S, seize-proof-ctd-thd,	ea	1	(%)	(%)	H-1	X
H101-0220085				220085	7/16-14NC-2	ea	3	(%)	(%)	H-1	X
H101-0426754				426754	1/2-13NC-2	ea	2	---	---	H-1	X
H006-0230210				142432	NUT, hex, reg, s-fin, S, cd or zn-pltd:	ea	69	21	35	H-1	X
H101-0176039				176039	3/8-24NF-2	ea	46	14	23	H-1	X
					1/2-13NC-2	ea	24	---	---	H-1	X
					NUT, hex, reg, s-fin, S, cd or zn-pltd:	ea	45	14	23	H-1	X
					3/8-24NF-2	ea	30	---	---	H-1	X
					1/2-13NC-2	ea	2	(%)	(%)	H-1	X
					NUT, inverted flared tube fitting, br, 1/4 in	ea	2	(%)	(%)	H-6	X
					NUT, jam, hex, hv, s-fin, S, 7/8-14NF-3	ea	---	(%)	(%)	H-1	X

(1) STOCK NO.	(2) FEDERAL ITEM IDENTIFICA- TION NO.	(3) MFR'S PART NO.	(4) ORDNANCE PART NO.	(5) DESCRIPTION	(6) UNIT OF ISSUE	(7) QUANTITY INCORPO- RATED IN UNIT	(8) ORGANIZATIONAL ALLOWANCES			(9) REFERENCE SYMBOLS	
							BN, CO				
							NO. OF MAJOR ITEMS				
							1-6 (a)	7-25 (b)	26-75 (c)		
ORGANIZATIONAL SPARE PARTS FOR TRUCK— Continued											
GROUP 23—GENERAL USE STANDARDIZED PARTS —Continued											
2304.1—Standard Hardware—Continued											
H101-0174853	017-4853	-----	174853	NUT, plain, hex, hv, s-fin, S, cd or zn-pltd:	ea	6	3	5	8	H-1	X
H101-0213514	021-3514	-----	213514	$\frac{1}{16}$ -18NC-3	ea	41	12	21	31	H-1	X
H101-0176334	017-6334	-----	176334	$\frac{1}{2}$ -13NC-2	ea	4	-----	(%)	(%)	H-1	X
H101-0122407	-----	-----	122407	NUT, plain, hex, jam, hv, s-fin, S, cd or zn-pltd, $\frac{1}{2}$ -13NC-3	ea	20	6	10	15	H-1	X
H101-0219707	021-9707	-----	219707	NUT, jam, hex, light, s-fin, S, cd or zn-pltd, $\frac{3}{4}$ -16NF-3	ea	2	(%)	(%)	(%)	H-1	X
H101-0214645	010-3031	-----	124645	NUT, plain, hex, jam, s-fin, S, cd or zn-pltd, $\frac{5}{16}$ -24NF-2	ea	2	(%)	(%)	(%)	H-1	X
H001-4167521	012-0367	-----	120367	NUT, hex, light, s-fin, S, cd or zn-pltd, $\frac{3}{4}$ -16NF-2	ea	25	13	21	32	H-1	X
H001-4167561	012-0368	-----	120368	NUT, plain, hex, light, s-fin, S, cd or zn-pltd:	ea	20	10	17	25	H-1	X
H001-4167601	012-0369	-----	120369	$\frac{1}{4}$ -28NF-2	ea	53	27	44	67	H-1	X
H001-4167641	012-0370	-----	120370	$\frac{5}{16}$ -24NF-2	ea	26	-----	22	33	H-1	X
H001-4171681	012-1965	-----	121965	$\frac{7}{16}$ -20NF-2	ea	14	4	7	11	H-1	X
H101-0121358	012-1358	-----	121358	$\frac{1}{2}$ -20NF-3	ea	4	(%)	(%)	(%)	H-1	X
H001-4167881	012-4657	-----	124657	$\frac{5}{8}$ -18NF-2	ea	4	-----	(%)	(%)	H-1	X
H001-4179661	012-5653	-----	125653	1-14NF-2	ea	18	-----	9	14	H-1	X
H001-4135621	012-0622	-----	120622	NUT, plain, hex, light, thk, s-fin, S, cd or zn-pltd, $\frac{1}{2}$ -20NF-2	ea	9	5	9	14	H-1	X
H001-4135661	012-0361	-----	120361	NUT, plain, hex, S, cd or zn-pltd:	ea	26	16	26	39	H-1	X
H001-4135681	012-0614	-----	120614	No 8 (0.164)-32NC-2	ea	24	14	24	36	H-1	X
H001-4026501	022-0069	-----	220069	No 10 (0.190)-24NC-2	ea	22	11	18	28	H-1	X
H001-4027501	021-8584	-----	218584	No 10 (0.190)-32NF-2	ea	2	(%)	(%)	(%)	H-1	X
H001-4026521	022-0070	-----	220070	NUT, plain, hex, reg, s-fin, S, cd or zn-pltd,	ea	8	7	-----	10	H-1	X
H001-4026541	022-0071	-----	220071	$\frac{1}{4}$ -20NF-2	ea	45	23	38	57	H-1	X
H101-0120374	012-0374	-----	120374	$\frac{3}{8}$ -16NC-2	ea	1	-----	(%)	(%)	H-1	X
H101-0172654	017-2654	-----	172654	NUT, plain, sq, reg, unfin, S, cd or zn-pltd, $\frac{3}{8}$ -16NC-2	ea	4	(%)	(%)	(%)	H-1	X
		-----		NUT, sld, hex, hv, s-fin, S, cd or zn-pltd:							
		-----		$\frac{3}{8}$ -16NC-3	ea	4	(%)	(%)	(%)	H-1	X

H101-0426911	042-6911	426911	1/2-13NC-2	ea	1		(%)	H-1	X
H101-0172932	017-2932	172932	1/2-13NC-3	ea	2		(%)	H-1	X
H101-0172938	017-2938	172938	5/8-11NC-3	ea	6	(%)	(%)	H-1	X
H101-0435436	043-5436	435436	1 1/2-6NC-2	ea	1	(%)	(%)	H-1	X
H101-0125438	012-5438	125438	NUT, sltd, hex, light, thk, s-fin, S, cd or zn-pltd, 1 1/2-12NF-2	ea	1	(%)	(%)	H-1	X
H001-4217681	012-5250	125250	NUT, sltd, light, s-fin, S, cd or zn-pltd, 1/2-20NF-2	ea	2	(%)	(%)	H-1	X
H001-0811025	010-3361	103361	PIN, cotter, split, S:	ea	9	34	56	H-1	X
H001-0811037	010-3372	103372	1/16 x 1/2	ea	1	4	6	H-1	X
H001-0811039	010-3373	103373	3/32 x 1/2	ea	6		38	H-1	X
H001-0811040	010-3374	103374	3/32 x 3/4	ea	11	41	69	H-1	X
H001-0811050	010-3384	103384	3/32 x 1	ea	9	34	56	H-1	X
H001-0811052	010-3385	103385	1/8 x 3/4	ea	20	75	125	H-1	X
H001-0811053	010-3386	103386	1/8 x 1	ea	20	75	125	H-1	X
H001-0811054	010-3387	103387	1/8 x 1 1/4	ea	10	38	63	H-1	X
H001-0811056	010-3389	103389	1/8 x 1 1/2	ea	7		44	H-1	X
H001-0811082	010-3415	103415	1/8 x 2	ea	1	4	6	H-1	X
H001-0811104	010-3425	103425	3/16 x 3	ea	4		25	H-1	X
H001-0811104	010-3425	103425	1/4 x 2 3/4	ea	4		25	H-1	X
H001-4417731	013-7185	137185	PIN, cotter, split, S, cd or zn-pltd:	ea	6	23	38	H-1	X
H101-0137318	013-7185	137318	1/8 x 1	ea	1	4	6	H-1	X
H101-0137229	013-7229	137229	1/4 x 3	ea	1	4	6	H-1	X
H001-0823002	011-4783	114783	PIN, cotter, split, S, phos-ctd, 5/32 x 1 1/2	ea	3	(%)	(%)	H-1	X
H001-0823006	011-4787	114787	PIN, stght, headed, S:	ea	6		5	H-1	X
H001-0823007	011-4788	114788	1/4 x 4 3/64 (dimensions shown are diam and lgh under head to c/l of hole).	ea	4	(%)	(%)	H-1	X
H101-0138086	013-8086	138086	1/2 x 1 13/64 (dimensions shown are diam and lgh under head to c/l of hole).	ea	6	3	5	H-1	X
H001-0829596	011-2011	112011	5/8 x 1 15/32 (dimensions shown are diam and lgh under head to c/l of hole).	ea	3	2	4	H-1	X
H001-0829601	011-2012	112012	PIN, stght, hdls, sq-end, cold-fin-S:	ea	2	(%)	(%)	H-1	X
H002-0541514		541514	1/8 x 7/8	ea	1			H-2	X
H006-0282430		501591	1/8 x 1	ea	5		4	H-6	X
H006-0283195		127951	PLUG, drain, magnetic, sq-hd, 1 1/4 NPT	ea	1			H-6	X
H106-0125947		125947	PLUG, expansion, S, 5/8 in diam	ea	1			H-6	X
H006-0283987		143992	PLUG, pipe, hex-hd, br, 1/4 in	ea	7	(%)	(%)	H-6	X
H106-0143993		143993	PLUG, pipe, slted, hdls, S, cd or zn-pltd:	ea	5	(%)	(%)	H-6	X
H006-0283905		219190	1/8 in	ea	1			H-6	X
H006-0283915		219200	1/4 in	ea	4	(%)	(%)	H-6	X
H006-0283920		219302	1/2 in	ea	2			H-6	X
H006-0283930		219306	3/4 in	ea	1			H-6	X
			1 1/4 in	ea	3	(%)	(%)	H-6	X

(1) STOCK NO.	(2) FEDERAL ITEM IDENTIFICA- TION NO.	(3) MFR'S PART NO.	(4) ORDNANCE PART NO.	(5) DESCRIPTION	(6) UNIT OF ISSUE	(7) QUANTITY INCORPO- RATED IN UNIT	(8) ORGANIZATIONAL ALLOWANCES			(9) REFERENCE SYMBOLS
							BN, CO			
							1-6 (a)	7-25 (b)	26-75 (c)	
ORGANIZATIONAL SPARE PARTS FOR TRUCK— Continued										
GROUP 23—GENERAL USE STANDARDIZED PARTS —Continued										
2304.1—Standard Hardware—Continued										
H006-0283775			113188	PLUG, pipe, sq-socket, hdls, MI, 1 1/4 in.	ea	1		(%)		H-6
H006-0283755			113185	PLUG, pipe, sq-socket, hdls, MI, 3/8 in.	ea	1		(%)		H-6
H106-0143967			143967	PLUG, pipe, sq-socket, hdls, MI, cd or zn-pltd, 1/2 in.	ea	3		(%)		H-6
H006-0283766			143968	PLUG, pipe, sq-socket, hdls, MI, cd or zn-pltd, 3/4 in.	ea	5		(%)		H-6
H006-0538825			538825	PLUNGER, air brake hose coupling	ea	4		(%)		H-6
H006-0538826			538826	RETAINER, air brake hose coupling spring	ea	4		(%)		H-6
H006-0538824			538824	RING, packing, air brake hose coupling	ea	4		(%)		H-6
H001-0930007			136492	RIVET, tubular, ck-hd, br, 5/64 x 5/16	ea	20	30	(%)	50	H-1
H101-0426976			426976	SCREW, cap, hex-hd, dld-f/c-pin, S, cd or zn-pltd, 3/8-16NC- 2 x 1 3/4.	ea	2		(%)		H-1
SCREW, cap, hex-hd, S, cd or zn-pltd:										
H101-0213891			213891	1/4-28NF-2 x 1 1/4	ea	19	6		15	H-1
H101-0216933			216933	5/16-18NC-2 x 1 1/4	ea	4		(%)		H-1
H101-0214020			214020	5/16-18NC-2 x 1 1/2	ea	8			6	H-1
H101-0214384			214384	3/8-16NC-2 x 1/2	ea	2		(%)		H-1
H101-0214388			214388	3/8-16NC-2 x 1 1/8	ea	5		(%)		H-1
H101-0214391			214391	3/8-16NC-2 x 1 1/2	ea	5		(%)		H-1
H101-0213756			213756	3/8-16NC-2 x 3 1/2	ea	4		(%)		H-1
H101-0213758			213758	3/8-16NC-2 x 3 3/4	ea	1		(%)		H-1
H101-0214110			214110	3/8-24NF-2 x 2 1/2	ea	2		(%)		H-1
H101-0217179			217179	1/2-13NC-2 x 1 1/4	ea	2		(%)		H-1
H101-0213807			213807	1/2-13NC-2 x 1 3/4	ea	8		(%)		H-1
H101-0213811			213811	1/2-13NC-2 x 2	ea	12		(%)		H-1
H101-0213821			213821	1/2-13NC-2 x 2 1/4	ea	3		(%)		H-1
H101-0213825			213825	1/2-13NC-2 x 2 3/4	ea	9		(%)		H-1
H101-0213830			213830	1/2-13NC-2 x 3 1/4	ea	5		(%)		H-1
H101-0426752			426752	5/8-11NC-2 x 1 3/4	ea	4		(%)		H-1
H101-0426355			426355	5/8-11NC-2 x 2	ea	4		(%)		H-1
H101-0426907			426907	3/4-16NF-2 x 3	ea	20	3	(%)	5	H-1
					ea	2		(%)		H-1

SCREW, cap, hex-hd, S, 85,000 psi yield strength, cd or
zn-pltd:

H101-0214626	214626	5/16-18NC-2 x 5/8	ea	24	7	12	18	H-1	X
H101-0214647	214647	5/16-18NC-2 x 7/8	ea	2	(%)	(%)	(%)	H-1	X
H101-0215366	215366	5/16-18NC-2 x 1	ea	2	(%)	(%)	(%)	H-1	X
H101-0215369	215369	5/16-18NC-2 x 1 1/4	ea	4	---	---	---	H-1	X
H101-0214676	214676	3/8-16NC-2 x 1/2	ea	16	---	8	12	H-1	X
H101-0214686	214686	3/8-16NC-2 x 3/4	ea	33	---	17	25	H-1	X
H101-0215450	215450	3/8-16NC-2 x 1	ea	49	15	25	37	H-1	X
H191-0215453	215453	3/8-16NC-2 x 1 1/4	ea	39	12	20	30	H-1	X
H101-0215458	215458	3/8-16NC-2 x 1 1/2	ea	6	---	(%)	(%)	H-1	X
H101-0215461	215461	3/8-16NC-2 x 1 3/4	ea	13	3	6	9	H-1	X
H101-0215469	215469	3/8-16NC-2 x 2 1/2	ea	2	(%)	(%)	(%)	H-1	X
H001-5454521	180120	3/8-16NC-3 x 3/4	ea	2	(%)	(%)	(%)	H-1	X
H101-0215565	215565	7/16-14NC-2 x 1 1/4	ea	32	6	11	16	H-1	X
H101-0427156	427156	7/16-14NC-2 x 3 1/2	ea	1	(%)	(%)	(%)	H-1	X
H101-0181657	181657	7/16-20NF-3 x 1 1/16	ea	---	---	---	---	H-1	X
H101-0215687	215687	1/2-13NC-2 x 2 1/2	ea	3	(%)	(%)	(%)	H-1	X
H101-0215690	215690	1/2-13NC-2 x 3	ea	1	---	---	---	H-1	X
H101-0434884	434884	1/2-13NC-2 x 3 3/4	ea	2	(%)	(%)	(%)	H-1	X
H101-0127739	127739	SCREW, mach, fl-hd, S, cd or zn-pltd, 1/2-13NC-2 x 1	ea	1	---	---	---	H-1	X
H101-0116288	116288	SCREW, mach, fl-hd, S, cd or zn-pltd, 1/4-20NC-2 x 1 1/8	ea	2	---	---	---	H-1	X
H101-0132768	132768	SCREW, mach, rd-hd, S, cd or zn-pltd,	ea	---	6	10	15	H-1	X
H001-5150131	120628	No 8 (0.164)-32NC-2 x 3/4	ea	---	(%)	(%)	(%)	H-1	X
H001-5148891	132923	1/4-20NC-2 x 1/2	ea	4	3	5	8	H-1	X
H001-1076155	171356	No 10 (0.190)-32NF-2 x 1	ea	9	7	11	17	H-1	X
H101-0171507	171507	SCREW, tapping, rd-hd, fluted-taper-pt, S, cd or zn-pltd,	ea	6	5	8	12	H-1	X
H101-0127884	127884	No 8 (0.164)-32NC-2 x 5/8	ea	60	45	75	113	H-1	X
H006-0504398	504398	No 10 (0.190)-24NC-2 x 5/8	ea	12	10	16	24	H-6	X
H006-0504261	504261	SCREW, tapping, rd-hd, gimlet-pt, sheet metal thds, S, cd or zn-pltd, No 10 (0.191) x 5/8 in.	ea	18	14	24	36	H-6	X
H006-0504262	504262	SLEEVE, air brake hose connector	ea	6	5	8	12	H-6	X
H006-0504311	504311	SLEEVE, ball, compression tube fitting, air service, br:	ea	2	(%)	(%)	(%)	H-6	X
H006-0230525	120488	3/8 in	ea	1	(%)	(%)	(%)	H-6	X
H006-0230530	114628	1/2 in	ea	4	3	5	8	H-6	X
H006-0504400	504400	3/4 in	ea	8	(%)	(%)	(%)	H-6	X
H002-0538827	538827	SPRING, air brake hose connector	ea	4	(%)	(%)	(%)	H-2	X
H101-0539086	539086	SPRING, air brake hose coupling	ea	4	(%)	(%)	(%)	H-1	X
H006-0287454	144084	STUD, S, 3/8-16NC (9/16) x 3/8-24NF-2 (5/8) x 1 3/8	ea	1	---	---	---	H-6	X
H006-0504327	504327	TEE, pipe, stght, MI, glvd, 3/8 in	ea	1	---	---	---	H-6	X
H006-0504329	504329	TEE, tube, compression, ball sleeve, air service, br, 3/8 in tube, 1/8 in male pipe side, assy	ea	1	(%)	(%)	(%)	H-6	X
		3/8 in tube, 1/4 in male pipe side, assy	ea	1	(%)	(%)	(%)	H-6	X

(1) STOCK NO.	(2) FEDERAL ITEM IDENTIFICA- TION NO.	(3) MFR'S PART NO.	(4) ORDNANCE PART NO.	(5) DESCRIPTION	(6) UNIT OF ISSUE	(7) QUANTITY INCORPO- RATED IN UNIT	(8) ORGANIZATIONAL ALLOWANCES			(9) REFERENCE SYMBOLS
							BN, CO			
							NO. OF MAJOR ITEMS			
							1-6 (a)	7-25 (b)	26-75 (c)	
				ORGANIZATIONAL SPARE PARTS FOR TRUCK— Continued						
				GROUP 23—GENERAL USE STANDARDIZED PARTS —Continued						
				2304.1—Standare Hardware—Continued						
H006-0232325			114940	TEE, tube, compression, ball sleeve, br, 1/4 in tube, 1/8 in male pipe side, assy.	ea	1	(%)	(%)	(%)	H-6 X
H006-0289258			179690	UNION, pipe, ground joint, MI, glvd br, seated, 250 lb, 3/4 in.	ea	1	(%)	(%)	(%)	H-6 X
H006-0504349			504349	UNION, tube, compression, ball sleeve, air service, br, 3/4 in, assy.	ea	1	(%)	(%)	(%)	H-6 X
H006-0239049			140298	UNION, tube, compression, ball sleeve, br, 3/8 in, assy.	ea	1	(%)	(%)	(%)	H-6 X
H016-0587310			587310	VALVE, lubr, pressure relief, 1500 lb, 1/8NPT, male, short.	ea	8	(%)	(%)	(%)	H-16 X
H001-7045531	012-0386		120386	WASHER, flat, plain, light, S, cd or zn-pltd, w/dichromatic dip, 5/16 ID, 3/4 OD, 0.065 thk.	ea	15		6	10	H-1 X
H101-0125829			125829	WASHER, lock, ext-teeth, ck, S, cd or zn-pltd, 1/2 in.	ea	2			(%)	H-1 X
H001-7017681			138489	WASHER, lock, ext-teeth, S, cd or zn-pltd, 3/8 in.	ea	24	7	12	18	H-1 X
H001-7017741			135629	WASHER, lock, ext-teeth, S, cd or zn-pltd, 1/2 in.	ea	12	3	5	8	H-1 X
H001-7018681			131098	WASHER, lock, hv, S, cd or zn-pltd,	ea	2	(%)	(%)	(%)	H-1 X
H001-7018711			120638	1/4 in.	ea	14	4	7	11	H-1 X
H001-7018741			131099	5/16 in.	ea	6	(%)	(%)	(%)	H-1 X
H001-7018861			131140	3/8 in.	ea	16		7	10	H-1 X
H101-0131144			131144	5/8 in.	ea	16	4	7	10	H-1 X
H001-7124711			178518	1 in.	ea	21	6	11	16	H-1 X
H001-7124741			178551	WASHER, lock, int-ext-teeth, S, cd or zn-pltd, 1/4 x 0.900 (0.880 to 0.900 in OD)	ea	7	2	4	6	H-1 X
H001-7124751			178556	3/8 x 0.985 (0.965 to 0.985 in OD)	ea	1	(%)	(%)	(%)	H-1 X
H001-7124781			178591	3/8 x 1.070 (1.045 to 1.070 in OD)	ea	4	(%)	(%)	(%)	H-1 X
H101-0180322			180322	1/2 x 1.260 (1.220 to 1.260 in OD)	ea	2	(%)	(%)	(%)	H-1 X
H001-7021681			121801	WASHER, lock, int-teeth, hv, S, cd or zn-pltd, 5/16 in.	ea	5	3	4	7	H-1 X
H001-7021741			120423	WASHER, lock, int-teeth, S, cd or zn-pltd, No 10 (0.190)	ea	33	10	17	25	H-1 X
H001-7021801			138542	1/4 in.	ea	13	4	7	10	H-1 X
H001-7021861			138549	3/8 in.	ea	5	(%)	(%)	(%)	H-1 X
				1/2 in.	ea	5	(%)	(%)	(%)	H-1 X

H001-7023561	131181	WASHER, lock, light, S, cd or zn-pltd,	ea	1	(%)	(%)	(%)	H-1	X
H001-7023741	120381	No 6 (0.138)	ea	1	(%)	(%)	(%)	H-1	X
H001-7023811	120239	3/8 in	ea	4	(%)	(%)	(%)	H-1	X
H001-7023871	131205	1/2 in	ea	1	(%)	(%)	(%)	H-1	X
H001-1518017	121326	5/8 in	ea	4	(%)	(%)	(%)	H-1	X
H001-7025561	131044	WASHER, lock, med, S, 1 in	ea	5	3	4	7	H-1	X
H001-7025591	121841	WASHER, lock, med, S, cd or zn-pltd,	ea	15	8	13	19	H-1	X
H001-7025621	120217	No 6 (0.138)	ea	101	51	84	127	H-1	X
H001-7025681	120380	No 8 (0.164)	ea	88	26	44	66	H-1	X
H001-7025711	120214	No 10 (0.190)	ea	67	20	34	51	H-1	X
H001-7025741	120382	1/4 in	ea	257	52	87	131	H-1	X
H001-7025771	120383	5/16 in	ea	90	23	38	57	H-1	X
H001-7025801	120384	3/8 in	ea	352	88	147	220	H-1	X
H001-7025831	120898	7/16 in	ea	53	22	34	56	H-1	X
H001-7025861	121574	1/2 in	ea	135	34	56	85	H-1	X
H101-0131046	131046	9/16 in	ea	2	(%)	(%)	(%)	H-1	X
H101-0131050	131050	5/8 in	ea	2	(%)	(%)	(%)	H-1	X
H001-7045491	120385	3/4 in	ea	1	(%)	(%)	(%)	H-1	X
H001-7043681	120392	1 1/4 in	ea	6	(%)	(%)	(%)	H-1	X
H101-0131018	131018	WASHER, plain, S, cd or zn-pltd,	ea	7	(%)	(%)	(%)	H-1	X
H101-0131000	131000	1/4 ID, 9/16 OD, 0.049 thk	ea	1	(%)	(%)	(%)	H-1	X
H101-0116383	116383	5/32 ID, 5/8 OD, 0.065 thk	ea	2	(%)	(%)	(%)	H-1	X
H101-0144245	144245	15/16 ID, 1 3/4 OD, 0.134 thk	ea	12	3	5	8	H-1	X
H005-0811655	22-C-75	13/16 ID, 2 OD, 0.148 thk	ea	2	(%)	(%)	(%)	H-1	X
H005-0812455	15-C-2213-100	YOKE, rod end, adj, light, S, cd or zn-pltd:	ea	12	3	5	8	H-1	X
H005-0100630	17-C-18035-50	1/4-28NF-2	ft	25	9	16	24	H-5	X
H005-0100580	17-C-18035-90	1/2-20NF-2	ft	17	6	11	16	H-5	X
H005-0100623	17-C-18035-95	2304.2—Bulk Material	ft	134	50	84	126	H-5	X
H005-0100624	17-C-18036-5	CABLE, automotive, bare strap, braided AWG No 6, construction 528 by 36, tnd-cop, width 1/2 in.	ft	25	9	16	24	H-5	X
		CABLE, automotive, low tension, rubber insulated, cotton braid, flame retardant, water and oil proof covering, single conductor, stranded, AWG No 14, color white, tracer 2-black.	ft	17	6	11	16	H-5	X
		CONDUIT, flex, nonmetallic (Loom), size 1/4 in	ft	134	50	84	126	H-5	X
		size 3/8 in	ft	25	9	16	24	H-5	X
		size 1/2 in	ft	17	6	11	16	H-5	X
		size 5/8 in	ft	134	50	84	126	H-5	X
		size 3/4 in	ft	25	9	16	24	H-5	X

(1) STOCK NO.	(2) FEDERAL ITEM IDENTIFICA- TION NO.	(3) MFR'S PART NO.	(4) ORDNANCE PART NO.	(5) DESCRIPTION	(6) UNIT OF ISSUE	(7) QUANTITY INCORPO- RATED IN UNIT	(8) ORGANIZATIONAL ALLOWANCES			(9) REFERENCE SYMBOLS
							BN, CO			
							NO. OF MAJOR ITEMS			
							1-6 (a)	7-25 (b)	26-75 (c)	
				ORGANIZATIONAL SPARE PARTS FOR TRUCK— Continued						
				GROUP 23—GENERAL USE STANDARDIZED PARTS —Continued						
				2304.2—Bulk Material—Continued						
				HOSE, radiator, ru, ID 1 in, ply 3 (lgh 3 ft)-----	ft	1	(%)	(%)	(%)	H-7 X
H007-0100180			33-H-771							
H007-0100220			33-H-775	ID 1 3/4 in, ply 3 (lgh 3 ft)-----	ft	2	3	4	7	H-7 X
H007-0100405			33-H-787- 125	HOSE, ru, canvas covered, ID 3/8 in, ply 5-----	ft	37	46	77	116	H-7 X
				TUBING, cop, seamless, soft anld, <i>Size</i> <i>OD</i> <i>Thkns of Wall</i>						
H007-0218065			44-T-5080- 15	1/4 in 0.250 in 0.035 in	ft	5	(%)	(%)	(%)	H-7 X
H007-0218110			44-T-5080- 25	3/8 in 0.375 in 0.035 in	ft	180	36	60	90	H-7 X
H007-0218135			44-T-5080- 30	1/2 in 0.500 in 0.035 in	ft	27	5	9	14	H-7 X
H007-0218131			44-T-5080- 40	3/4 in 0.750 in 0.049 in	ft	14	3	5	7	H-7 X
H007-0878000			33-T-233	TUBING, ru, compounded, hv wall, ID 1/32 in, thkns of wall 3/32 in.	ft	11	3	5	7	H-7 X

(1) STOCK NO.	(2) ORDNANCE PART NO.	(3) DESCRIPTION	(4) UNIT OF ISSUE	(5) ORGANIZATIONAL ALLOWANCES QUANTITY PER		(6) REFERENCE SYMBOLS	(7) FIG. NO.
				TOOL SET, 41-T-3568-615 (a)	TOOL SET, 41-T-3569-615 (b)		
ORGANIZATIONAL TOOLS AND EQUIPMENT FOR TRUCK							
41-T-3568-615	41-T-3568-615	TOOL SET, 2nd echelon, special, Set A 7	set			NX	
41-T-3569-615	41-T-3569-615	TOOL SET, 2nd echelon, special, Set B 7	set			NX	
All items listed hereunder with quantities listed in column (5) (a) are components of Tool Set, 2nd echelon, special, Set A. The complete tool set may be requisitioned under Stock No 41-T-3568-615. However any individual item may be requisitioned under its own stock number.							
All items listed hereunder with quantities listed in column (5) (b) are components of Tool Set, 2nd echelon, special, Set B. The complete tool set may be requisitioned under Stock No 41-T-3569-615. However any individual item may be requisitioned under its own stock number.							
41-A-18-241	41-A-18-241	ADAPTER, puller, shackle bolt	ea		1	J-6 NX	4
41-E-628	41-E-628	EYE, lifting, engine, threaded end $\frac{1}{2}$ -13NC-3, OD of eye $2\frac{1}{8}$ in, lgh overall $5\frac{7}{8}$ in	ea		2	J-6 NX	4
41-P-2951-35	41-P-2951-35	PULLER, pitman arm	ea		1	J-6 NX	4
41-W-3059-150	41-W-3059-150	WRENCH, tubular, sgle-end, hex, size of opng $1\frac{1}{4}$ in, lgh overall 13 in	ea		1	J-6 NX	4
41-W-3825-72	41-W-3825-72	WRENCH, wheel bearing nut, dble, oct, $4\frac{7}{16}$ and $4\frac{15}{16}$ in	ea	1		J-6 NX	4
41-W-3825-128	41-W-3825-128	WRENCH, wheel bearing nut, sgle end, oct opng, size of opng $4\frac{1}{16}$ in, lgh $3\frac{1}{4}$ in	ea	1		J-6 NX	4

(1) STOCK NO.	(2) ORDNANCE PART NO.	(3) DESCRIPTION	(4) UNIT OF ISSUE	(5) ORGANIZA- TIONAL ALLOWANCES PER MAJOR ITEM	(6) REFERENCE SYMBOLS
The items listed under the subheadings below are not issued with the vehicle, but are issued as organizational equipment and installed on the vehicle by the using troops.					
ARMAMENT					
For organizational maintenance allowances, see the ORD 7 portion of the SNL indicated in parentheses.					
A001-7142393	7142393	GUN, machine, cal. .30, Browning, M1919A4, flexible (SNL A-6)	ea	1	A-1 NX
A001-7265636	7265636	GUN, machine, cal. .50, Browning, M2, heavy barrel, flexible (SNL A-39)	ea		A-1 NX
A055-6581908	6581908	MOUNT, truck, M36 (open cab) (SNL A-55, sec 19)	ea	1	A-55 NX
A055-7070371	7070371	MOUNT, truck, M61 (closed cab) (SNL A-55, sec 55)	ea	1	A-55 NX

For explanation of footnotes, see NOTES, page 85.

(1) STOCK NO.	(2) ORDNANCE PART NO.	(3) DESCRIPTION	(4) UNIT OF ISSUE	(5) ORGANIZATIONAL ALLOWANCES PER MAJOR ITEM	(6) REFERENCE SYMBOLS
MISCELLANEOUS MATERIEL—Continued					
EQUIPMENT ISSUED BY OTHER TECHNICAL SERVICES					
41-A-1277		AXE, hdl, chopping, sgle bit, standard grade, wt 4 lb	ea	1	QMC NX
42-D-1280		DRUM, inflammable liquid gasoline, S, w/carrying hdl, cap 5 gal	ea	2	QMC NX
41-H-1286		HANDLE, mattock, lgh 36 in	ea	1	QMC NX
41-M-722		MATTOCK, pick w/o hdl, wt 5 lb	ea	1	QMC NX
41-S-3170		SHOVEL, general purpose, "D" hdl, plain back, strap pattern, rd-pt	ea	1	QMC NX
42-T-13600		TUBE, flex nozzle, cam type (for refillable gasoline drums)	ea	1	QMC NX
ARTICLES FOR INSTRUCTIONAL PURPOSES					
		The item listed below WILL NOT BE TAKEN into the field, upon permanent change of station, or into an oversea command. Units will turn in all equipment to the commanding officer of the station from which they depart. The receiving officer will make a report to the army commander without delay, showing number, type, and condition of item received.			
		GRAPHIC TRAINING AID 9-25 (Preventive Maintenance, Automotive) ⁸	ea		AG NX
APPLICABLE CLEANING AND PRESERVING MATERIALS					
The following items extracted from ORD 3 SNL K-1, are requisitioned as required. For usage see TM 9-850 and TM 9-2851.					
51-A-227	51-A-227	ACETONE, technical			
51-A-228	51-A-228	1 gal	ea		K-1 X
		5 gal	ea		K-1 X
		(For cleaning carburetor parts, fuel systems etc).			
		ACID, sulphuric, dilute, specific gravity 1.280 storage battery (electrolyte)			
51-A-1562-250	51-A-1562-250	1 qt	ea		K-1 X
51-A-1562-255	51-A-1562-255	1 gal	ea		K-1 X
		ALCOHOL, denatured,			
51-A-1932	51-A-1932	1 gal	ea		K-1 X
51-A-1938	51-A-1938	5 gal	ea		K-1 X
		BARRIER, wrapping paper	ea		QMC X

38-2750.470-058	BRUSH, acid, 3/8 bristles, 5 3/4 in long	ea	ENG	X
38-3563.175-310	BRUSH, cleaning, bristle, rd, 1 1/2 x 2 in, brush part 10 in long	ea	ENG	X
38-3563.200-217	BRUSH, cleaning, chassis, 5 in wide x 21 3/4 in long	ea	ENG	X
38-3563.460-200	BRUSH, cleaning, hatchet style, 5/8 x 3 3/8 x 2 1/2 in brush part, 20 in long	ea	ENG	X
38-4321.500-300	BRUSH, paint, flat, mtl bound, med grade, 3 in (FS H-B-420)	ea	ENG	NX
51-C-768	CARBON TETRACHLORIDE, 1 lb	ea	K-1	X
51-C-772	1 qt	ea	K-1	X
51-C-775	1 gal	ea	K-1	X
52-C-1450	CEMENT, rubber, natural, non-vulcanizing, 2 oz tube	ea	K-1	X
52-C-1452	1 pt tube	ea	K-1	X
52-C-1454	1 qt can	ea	K-1	X
42-C-20363-50	CLOTH, abrasive, al-oxide, closed coat, sheets 9 x 11, grade 3/0-120, 50 sheet sleeve	pkg	K-1	X
51-C-1568-500	COMPOUND, cleaning, pkg containing 1 lb of cleaner and 4 oz of neutralizer (cleaner and neutralizer for engine cooling systems).	ea	K-1	X
51-C-1588-775	COMPOUND, inhibitor, corrosion, 5 oz	ea	K-1	X
51-C-1661	COMPOUND, insulation, ignition	ea	ENG	X
	COMPOUND, water repellent w/cotton applicator and gauze pad, 1/2 cc glass vial	ea	K-1	X
	ENAMEL, rust inhibiting, od	ea	ENG	X
	ENAMEL, synthetic, gloss	ea	ENG	X
	ENAMEL, synthetic, lustreless	ea	ENG	X
51-F-360-725	FLUID, hydraulic, brake, 1 gal	ea	K-1	X
51-F-363-15	FLUID, shock absorber, hv, 1 gal (for Houde shock absorbers)	ea	K-1	X
	GREASE, automotive and artillery (lubr of automotive and artillery temp range minus 60° F to plus 125° F).	ea	QMC	X
	GREASE, water pump	lb	QMC	X
	LUBRICANT, chain, exposed gear and wire rope,			
	5 lb, grade A (for use in cold weather)	ea	QMC	X
	5 lb, grade B (for use in warm weather)	ea	QMC	X
	5 lb, grade C (for use in hot weather)	ea	QMC	X
	LUBRICANT, gear, univ, Grade 75 (GO 75) (MIL-L-2105)	ea	QMC	X
	Grade 90 (GO 90) (MIL-L-2105)	ea	QMC	X
	OIL, lubr, engine, SAE 10 (OE 10) (MIL-O-2104 (ORD))	ea	QMC	X
	SAE 30 (OE 30) (MIL-O-2104 (ORD))	ea	QMC	X
	SAE 50 (OE 50) (MIL-O-2104 (ORD))	ea	QMC	X
	OIL, lubr, lt, 1 qt	ea	K-1	X
14-O-1339	1 gal	ea	K-1	X
14-O-1339-15	OIL, lubr, preservative, special (PL-special) (MIL-L-644A)	ea	K-1	X
14-O-2833-992	2 oz (oblong screw top can)	ea	K-1	X
14-O-2833-994	4 oz (oblong can w/spout)	ea	K-1	X
14-O-2834-10	1 qt	ea	K-1	X

For explanation of footnotes, see NOTES, page 85.

(1) STOCK NO.	(2) ORDNANCE PART NO.	(3) DESCRIPTION	(4) UNIT OF ISSUE	(5) REFERENCE SYMBOLS
APPLICABLE CLEANING AND PRESERVING MATERIALS—Continued				
41-S-4047-555	41-S-4047-555	PAINT, gasoline soluble, lustreless (paste)-----	ea	ENG X
41-S-4047-550	41-S-4047-550	SPONGE, synthetic, vinyl type, coarse pore compressed (MIL-S-11036 (ORD) Type I, Class 2) size A, 6 $\frac{3}{4}$ x 3 $\frac{3}{4}$ x 2 $\frac{3}{4}$ in.----- size C, 4 $\frac{3}{4}$ x 3 $\frac{1}{2}$ x 1 $\frac{7}{8}$ in.-----	ea	K-1 X K-1 X
		THINNER, enamel, synthetic-----	ea	ENG X
		THINNER, paint, volatile mineral spirits (ENG item of issue only)-----	ea	ENG X
		SOLVENT, dry cleaning (QMC item of issue only)----- or	ea	QMC X

NOTES

Explanation of Symbols

- J-17 SNL symbols such as J-17, H-1, K-1, etc., refer to the SNL in which the item is reviewed.
- NX Items marked by (NX) are nonexpendable.
- X Items marked by (X) are expendable.
- ‡ As required.
- † Available for issue until stock is exhausted. The requisitioning agency will requisition the *superseding* or *preferred* item. The supplying agency will take necessary action to issue the superseded item until stock is exhausted.
- (**) See Group 23.
- (%) The percent symbol (%) indicates additional items not carried by this category of maintenance, but which may be requisitioned when needed for replacement.
- (%%) The double percent symbol (%%) indicates items which may be requisitioned and installed by this category of maintenance when approved by the supporting ordnance officer.
- AG The Adjutant General.
- ENG Corps of Engineers.
- QMC Quartermaster Corps.

Footnotes

¹One SET 5701299 is authorized per major item.

²Supplied on trucks with winch only.

³One per major item to accompany matériel; additional copies when necessary to be requisitioned from The Adjutant General.


⁴Furnish with ponton tractor only.

⁵Also available separately, see subgroup indicated.

⁶Also available separately until stock is exhausted, see subgroup indicated.


⁷Allowances are authorized in applicable T/A or T/O&E.

⁸One per organization; to schools and training centers as required.




RA PD 322126

Figure 1. Truck, 5- to 6-Ton, 4 x 4, Ponton Tractor, (closed cab)—right side view



RA PD 321946

Figure 2. Truck, 5- to 6-Ton, 4 x 4, Ponton Tractor, (open cab)—left rear view



RA PD 355042

Figure 3. Truck, 5- to 6-ton, 4 x 4, van.

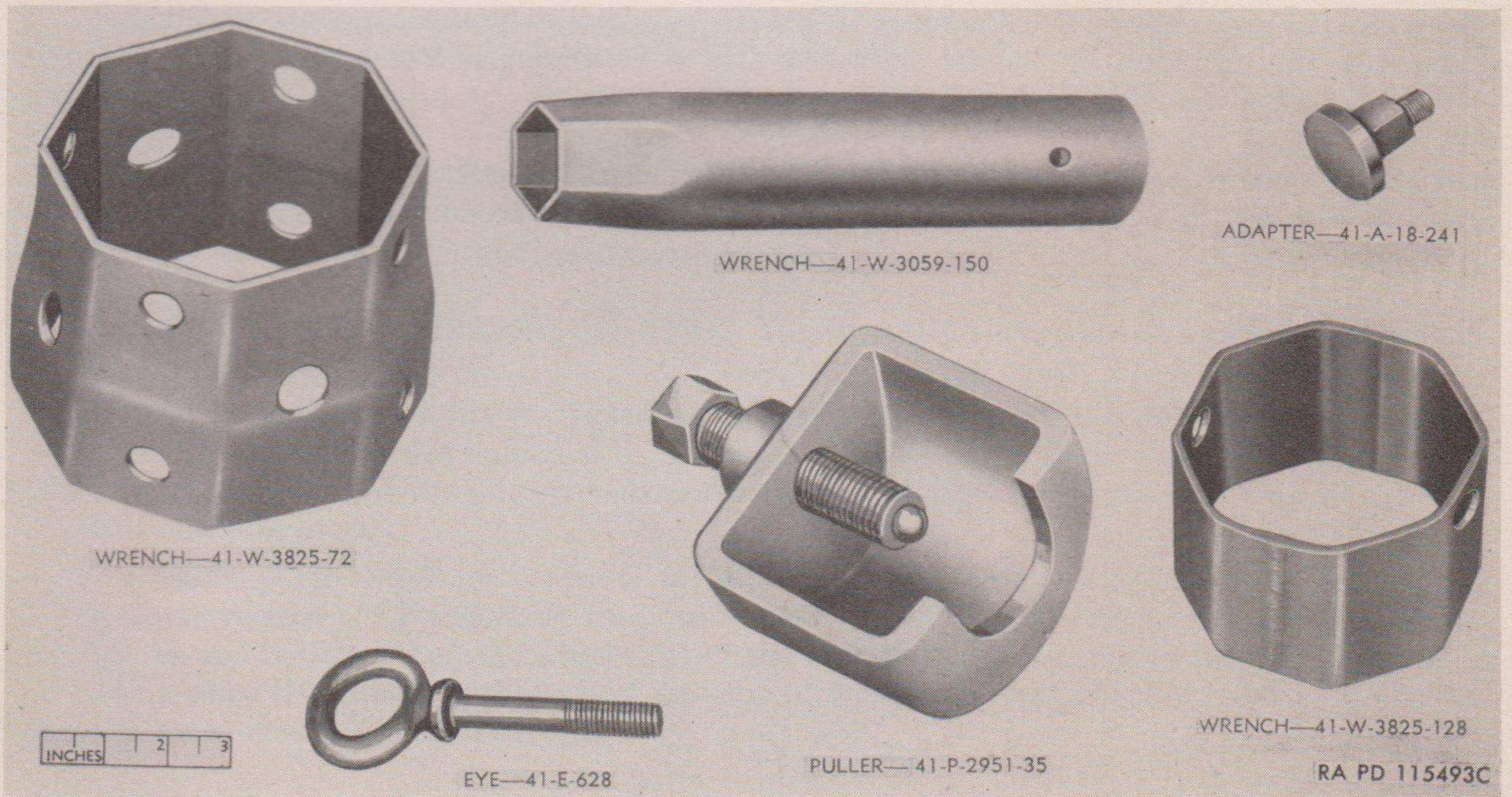


Figure 4. Special tools for truck, 5- to 6-ton, 4 x 4.